



US00D767446S

(12) **United States Design Patent** (10) **Patent No.:** **US D767,446 S**
Stephenson (45) **Date of Patent:** **** Sep. 27, 2016**

(54) **AUTOMOTIVE VEHICLE EXTERIOR**
(71) Applicant: **McLaren Automotive Limited,**
Woking, Surrey (GB)
(72) Inventor: **Frank Stephenson,** Berkshire (GB)
(73) Assignee: **McLaren Automotive Limited,**
Woking (GB)

D628,526 S 12/2010 Stephenson
D648,662 S 11/2011 Stephenson
D717,211 S 11/2014 Stephenson
D734,212 S 7/2015 Stephenson
D734,213 S 7/2015 Stephenson
D741,753 S * 10/2015 Perini D12/92
D745,439 S * 12/2015 Manzoni D12/92
D753,548 S * 4/2016 Gilles D12/92
D755,674 S * 5/2016 Perini D12/92

* cited by examiner

(**) Term: **15 Years**

Primary Examiner — Melody N Brown

(21) Appl. No.: **29/527,271**

(74) Attorney, Agent, or Firm — Haynes Beffel & Wolfeld
LLP

(22) Filed: **May 18, 2015**

(30) **Foreign Application Priority Data**

(57) **CLAIM**

Nov. 18, 2014 (GB) 4038227

The ornamental design for an automotive vehicle exterior, as
shown and described.

(51) **LOC (10) Cl.** **12-08**

DESCRIPTION

(52) **U.S. Cl.**

USPC **D12/88; D12/92**

(58) **Field of Classification Search**

USPC D12/86, 90-92, 88; D21/421, 433, 434;
296/181.1, 181.5

CPC B62D 35/00; B62D 25/00; B62D 25/06;
B62D 33/00

See application file for complete search history.

FIG. 1 is left side, front, top perspective view of an auto-
motive vehicle exterior showing my new design;
FIG. 2 is a left side, rear, top perspective view thereof;
FIG. 3 is a front elevation view thereof; and
FIG. 4 is a rear elevation view thereof.
FIG. 5 is a right side elevation view thereof;
FIG. 6 is a left side elevation view thereof; and,
FIG. 7 is a top plan view thereof.


The broken lines shown throughout the drawing views are
for illustrative purposes only and form no part of the claimed
design.

(56) **References Cited**

U.S. PATENT DOCUMENTS

D626,478 S 11/2010 Stephenson
D628,124 S 11/2010 Stephenson

1 Claim, 7 Drawing Sheets



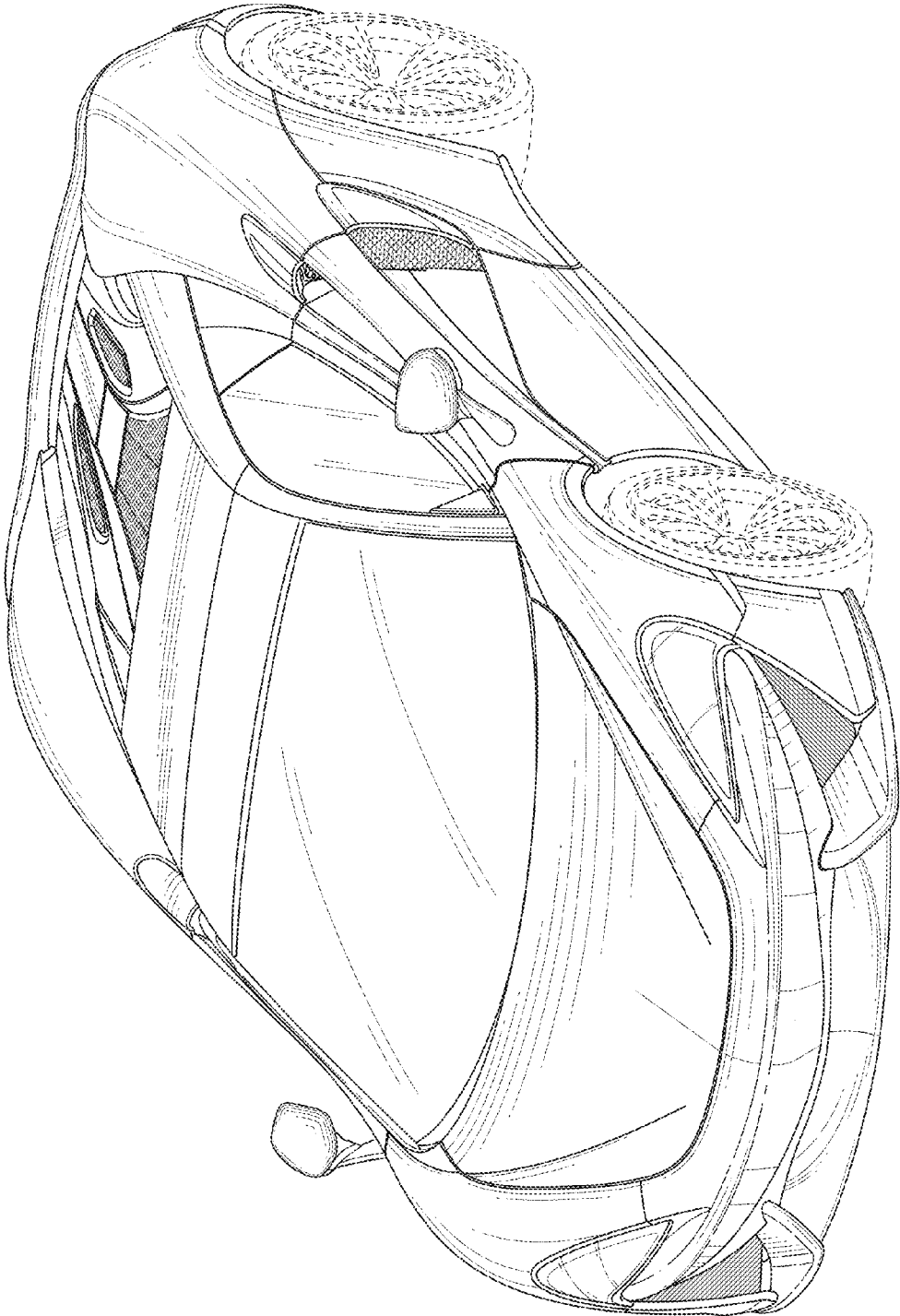


FIG. 1




FIG. 2

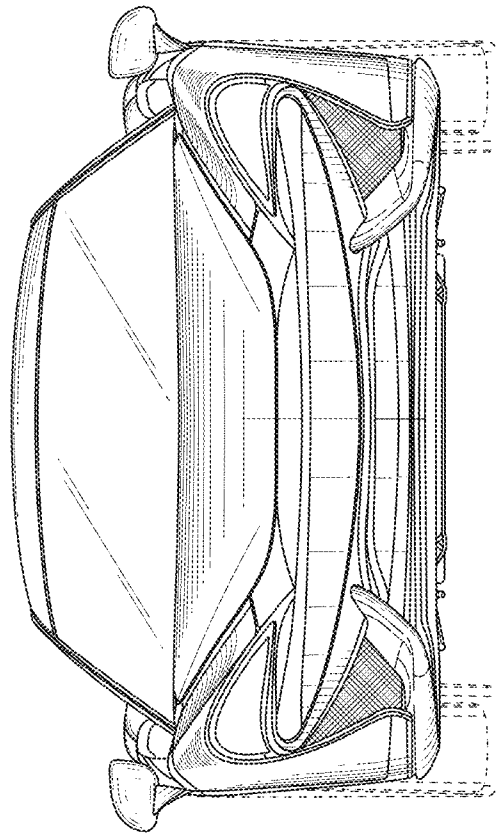


FIG. 3

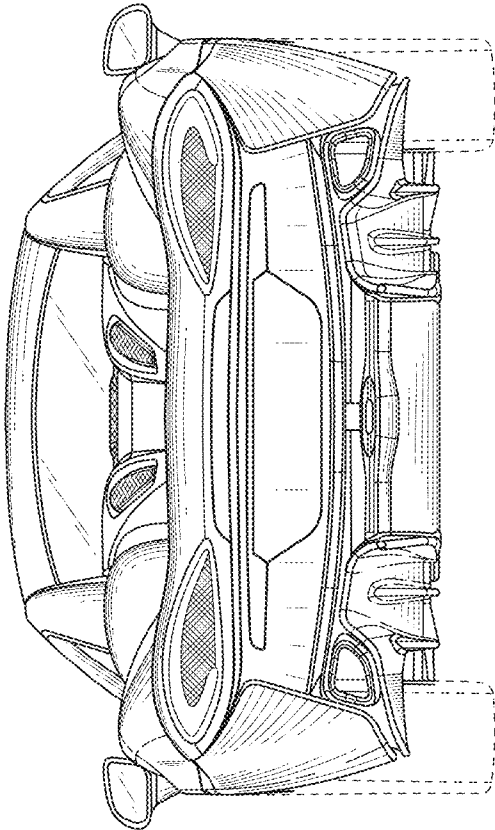


FIG. 4

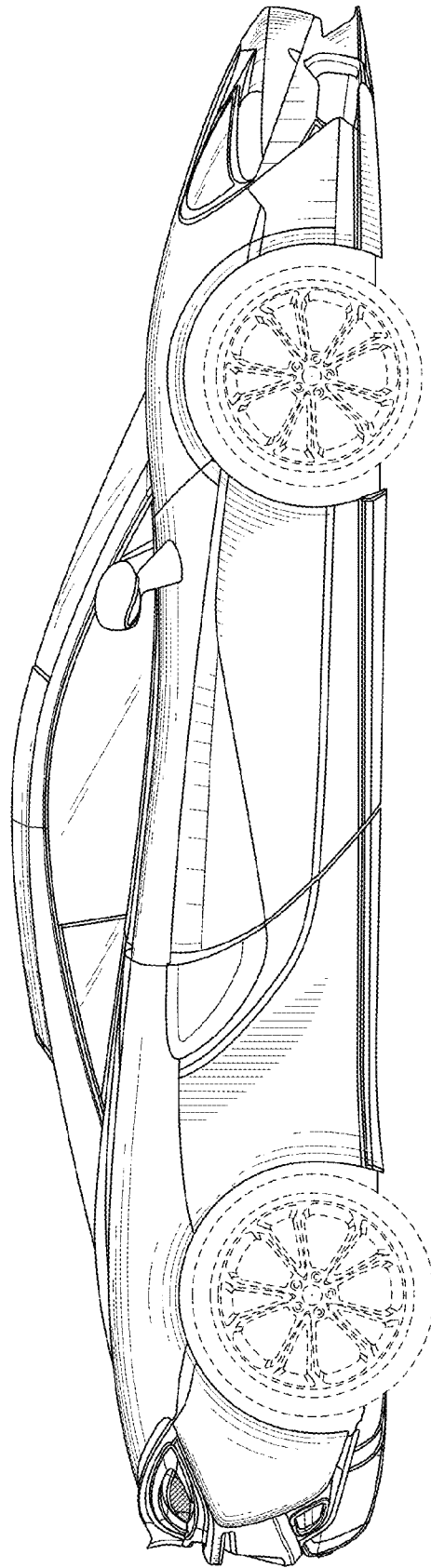


FIG. 5

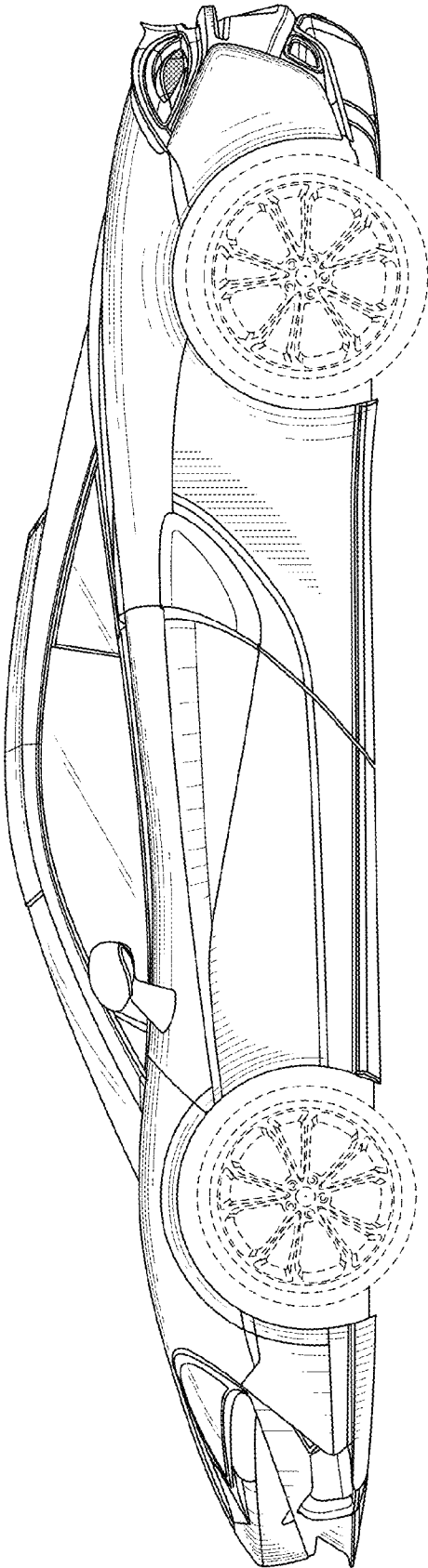


FIG. 6

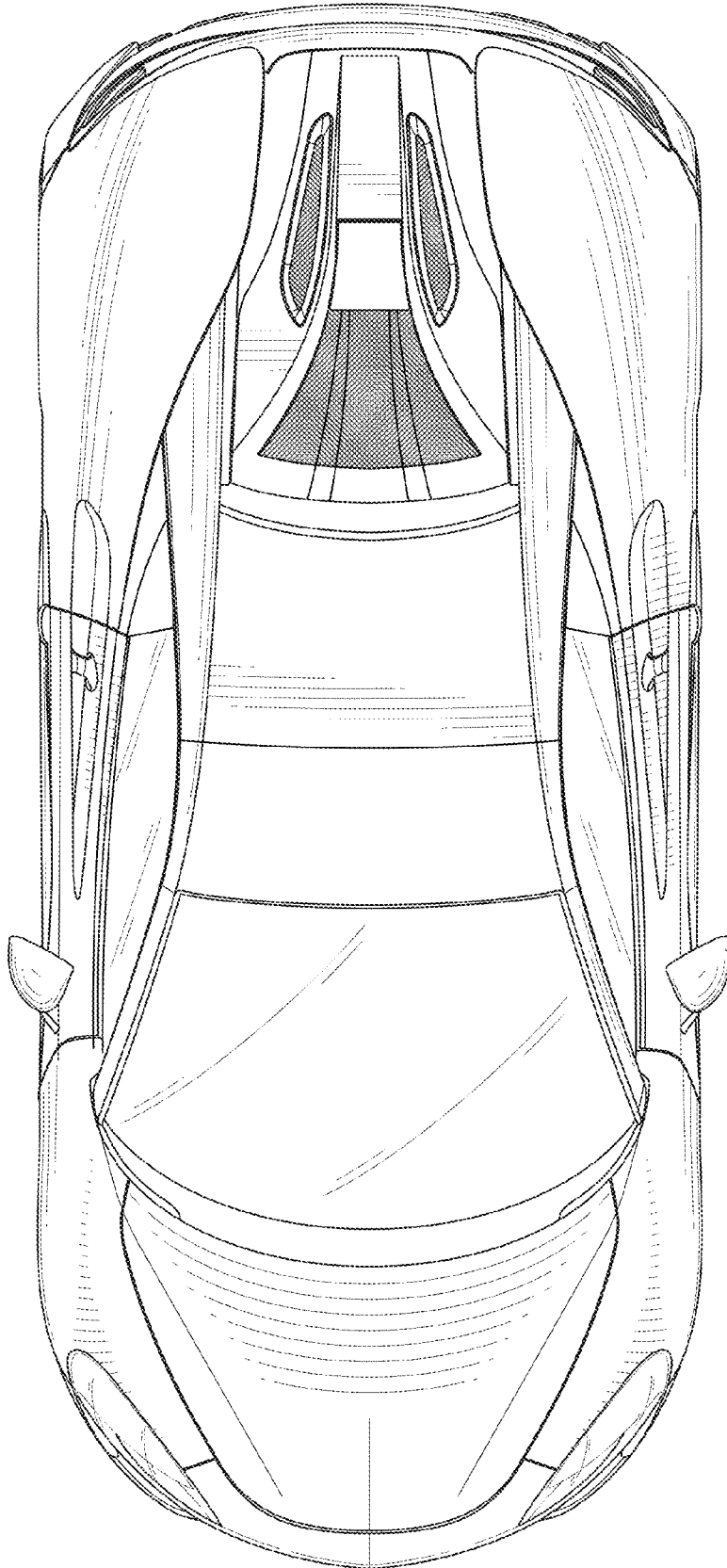


FIG. 7