

F. J. WINCHELL.
FOOT ARCH.

APPLICATION FILED JAN. 5, 1906.

899,367.

Patented Sept. 22, 1908.

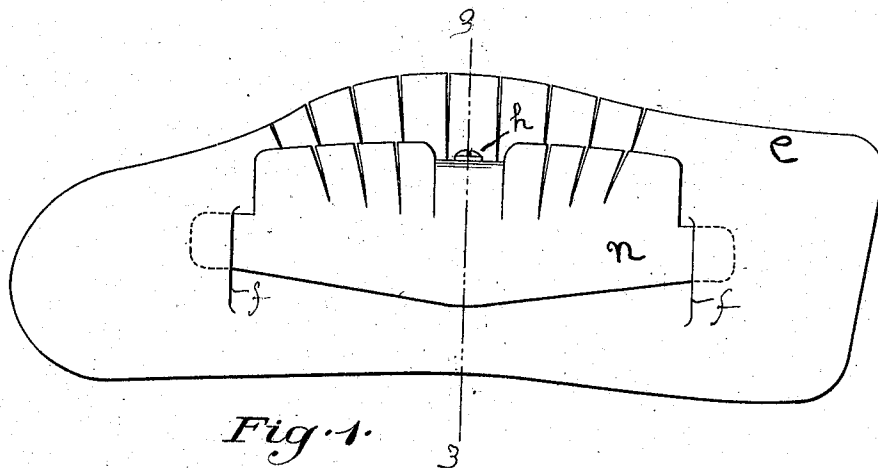


Fig. 1.

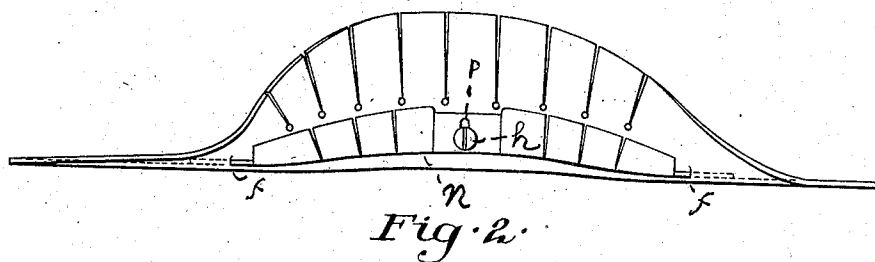


Fig. 2.




Fig. 3.

Witnesses:
A. M. Tuttle
L. J. Patchelder

Inventor:
Freeman J. Winchell
By C. B. Tuttle
22211

UNITED STATES PATENT OFFICE.

FREEMAN J. WINCHELL, OF LYNN, MASSACHUSETTS.

FOOT-ARCH.

No. 899,367.

Specification of Letters Patent.

Patented Sept. 22, 1908.

Application filed January 5, 1906. Serial No. 294,715.

To all whom it may concern:

Be it known that I, FREEMAN J. WINCHELL, of Lynn, in the county of Essex and Commonwealth of Massachusetts, have invented certain new and useful Improvements in Foot-Arches, of which the following, read in connection with the accompanying drawings, is a specification.

This invention has for its purpose to provide a foot arch having means of adjustment whereby it may be adjusted from time to time and the foot of the wearer thereby forced to assume the natural shape by easy stages.

Of the drawings Figure 1 is a plan view, Fig. 2 is an elevation and Fig. 3 is a section, on line 3—3 of Fig. 1.

The plate *e* and brace *n* are in separate parts. Preferably the plate *e* is provided with slots *f, f*, and the brace *n* has its ends projecting through the slots *f*. The slots are elongated to permit the brace being moved along the plate. This movement is carried out by means of the screw *h*, and to this end the brace is formed with a notch *p*, and the screw *h* has a groove *t* into which the edges of the brace are projected. The screw has threaded engagement with a block *b*, which is secured to the plate *e*, and, obviously, the plate *e* and brace *n* may be shifted relatively by turning the screw *h*.

In use, the screw *h*, may be turned, in the first instance, for adjusting the brace *n* and plate *e* relatively so that the plate conforms most nearly to the normal shape of the foot to be treated, and when the foot has become

adjusted to the plate in such form the screw *h* may be turned for relatively shifting the brace and plate to new positions for bringing the plate *e* more nearly to the normal shape of the foot, and so on the parts may be adjusted from time to time for gradually forcing the foot to assume the normal shape after which the adjustment is allowed to remain unchanged.

Having now described my invention what I claim and desire by Letters Patent to secure is

1. A foot arch comprising two parts transversely slidably connected together and means swiveled to one part and screwed to the other for adjusting and securing the parts.
2. A foot arch comprising a plate and brace, one provided with elongated slots and the other with projecting ends which enter the slots and means for sliding or adjusting said parts transversely with respect to each other.
3. A foot arch comprising a plate having elongated slots and a brace having projecting ends extending into the slots and a screw swiveled to one part and screwed to the other whereby to move the brace transversely in said slots.

Signed by me this 1 day of Jan. 1906.

FREEMAN J. WINCHELL.

Witnesses:

C. B. TUTTLE,
A. M. TUTTLE.