



US00D667206S

(12) **United States Design Patent**
Teng-Lee

(10) **Patent No.:** **US D667,206 S**

(45) **Date of Patent:** **** Sep. 18, 2012**

(54) **SHOE BOTTOM**

(75) **Inventor:** **Albert Teng-Lee**, Los Angeles, CA (US)

(73) **Assignee:** **Skechers U.S.A., Inc. II**, Manhattan Beach, CA (US)

(**) **Term:** **14 Years**

(21) **Appl. No.:** **29/424,367**

(22) **Filed:** **Jun. 11, 2012**

Related U.S. Application Data

(62) Division of application No. 29/415,459, filed on Mar. 9, 2012, now Pat. No. Des. 663,929.

(51) **LOC (9) Cl.** **02-04**

(52) **U.S. Cl.** **D2/954; D2/951**

(58) **Field of Classification Search** D2/902,
D2/906, 908, 916, 918, 925, 946-962, 977;
36/3 B, 22 R, 24.5, 25 R, 28, 32 R, 34 R,
36/59 C, 67 A, 103

See application file for complete search history.

(56) **References Cited**

U.S. PATENT DOCUMENTS

D59,971 S	12/1921	Lebo	
4,392,312 A *	7/1983	Crowley et al.	36/67 R
4,525,940 A *	7/1985	Mochizuki	36/8.1
D303,317 S *	9/1989	Nakano	D2/955
D417,945 S *	12/1999	Merceron	D2/952
D426,053 S	6/2000	Santa	
D432,293 S	10/2000	Clegg et al.	
D432,764 S	10/2000	Clegg et al.	
D432,765 S	10/2000	Hardy	
D449,427 S	10/2001	McClaskie	
D458,739 S *	6/2002	Merceron	D2/954
D483,932 S *	12/2003	Cooper	D2/954
D498,349 S *	11/2004	Adams et al.	D2/954
D498,350 S *	11/2004	Recchi	D2/956
D508,161 S *	8/2005	Hatfield et al.	D2/954
D508,602 S	8/2005	Hatfield et al.	
D519,265 S *	4/2006	Gerber	D2/955

D527,878 S *	9/2006	Edwards	D2/955
7,200,955 B2	4/2007	Foxen	
D548,934 S *	8/2007	Choi	D2/954
D573,334 S *	7/2008	Petrie	D2/954
D583,540 S *	12/2008	Henderson	D2/955
D599,088 S	9/2009	Kay et al.	
D602,234 S *	10/2009	Feller	D2/917
7,600,330 B2 *	10/2009	Chen	36/27
D609,440 S *	2/2010	Morris	D2/951
D650,980 S	12/2011	Raysse	
D651,788 S	1/2012	Raysse	
D652,613 S	1/2012	Raysse	
D652,614 S	1/2012	Raysse	
D656,720 S *	4/2012	Wawrousek	D2/954
D659,966 S *	5/2012	Lo	D2/957
D661,077 S *	6/2012	Lee	D2/967
D661,879 S *	6/2012	Raysse	D2/947
D661,880 S *	6/2012	Raysse	D2/947
D661,882 S *	6/2012	Raysse	D2/954
D662,295 S *	6/2012	Raysse	D2/954
D662,301 S *	6/2012	Raysse	D2/969

(Continued)

Primary Examiner — T. Chase Nelson

(74) *Attorney, Agent, or Firm* — Marshall A. Lerner, Esq.;
Marvin H. Kleinberg, Esq.; Kleinberg & Lerner, LLP

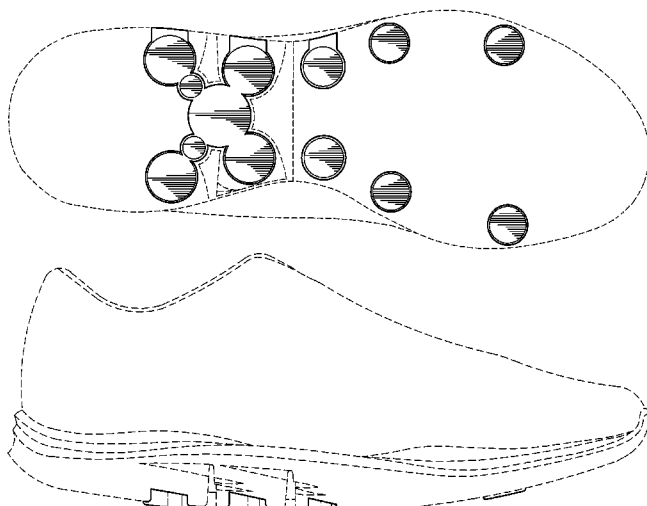
(57) **CLAIM**

The ornamental design for a shoe bottom, as shown and described.

DESCRIPTION

FIG. 1 is a perspective view of a shoe bottom in accordance with my new design.
FIG. 2 is a bottom plan view thereof;
FIG. 3 is a left side view thereof;
FIG. 4 is a right side view thereof;
FIG. 5 is a rear elevation view thereof;
FIG. 6 is a front elevation view thereof; and,
FIG. 7 is a top plan view thereof.
Broken lines showing the remainder of the shoe in the figures are for illustrative purposes only and form no part of the claimed invention.

1 Claim, 6 Drawing Sheets



US D667,206 S

Page 2

U.S. PATENT DOCUMENTS				2011/0016750 A1*	1/2011	Crowley et al.	36/103
D662,700 S *	7/2012	Raysse	D2/954	2011/0035963 A1*	2/2011	Baker et al.	36/114
2004/0237343 A1*	12/2004	Herman	36/28	* cited by examiner			

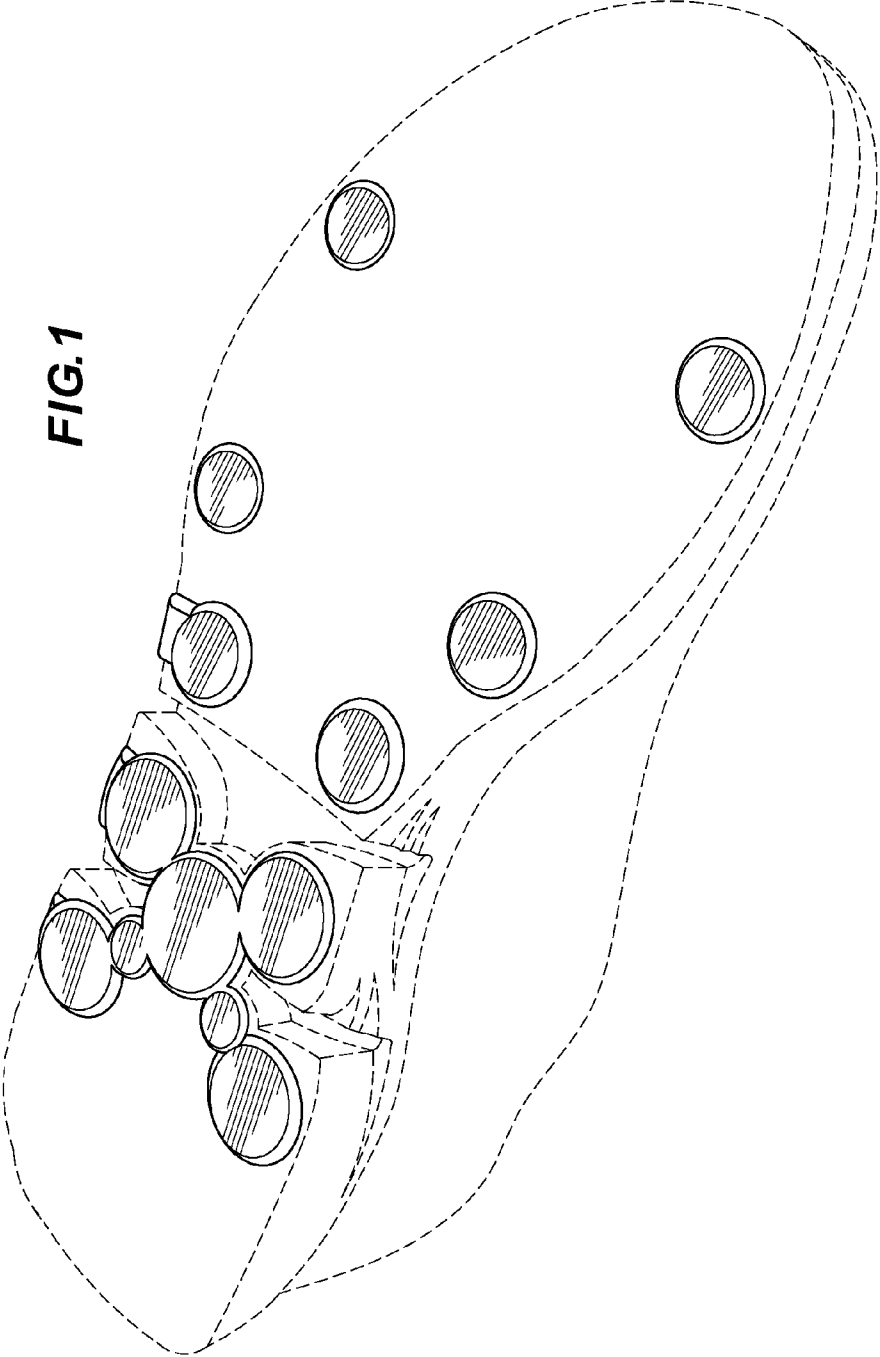


FIG. 1

FIG. 2

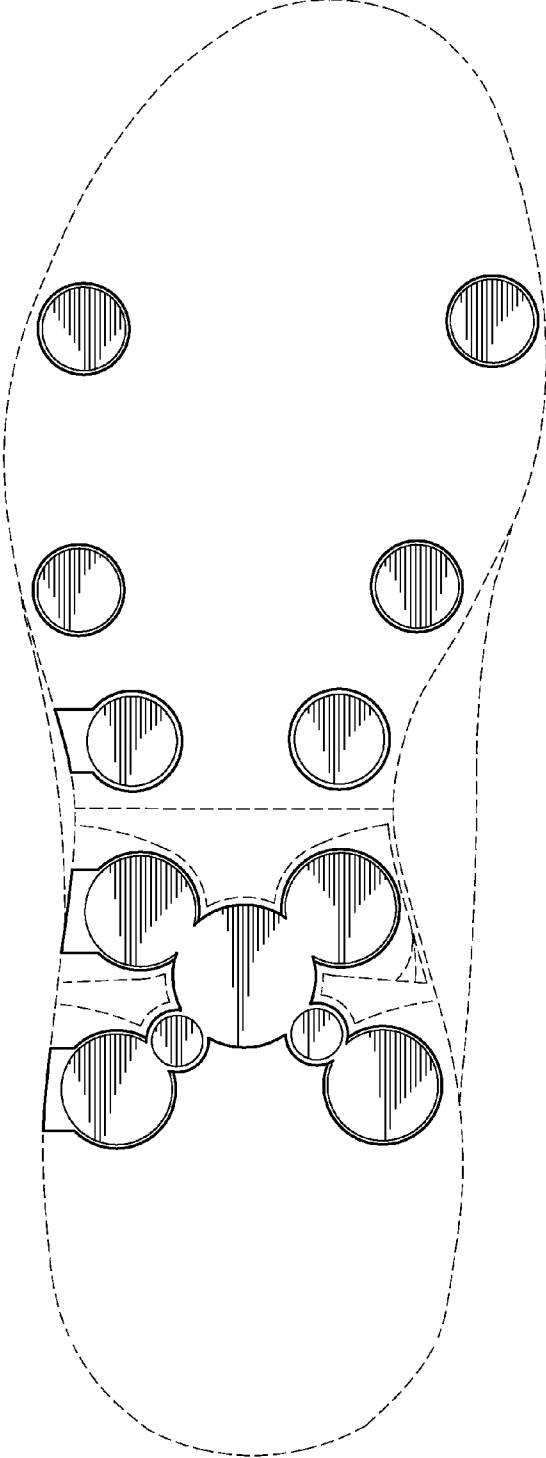


FIG. 3

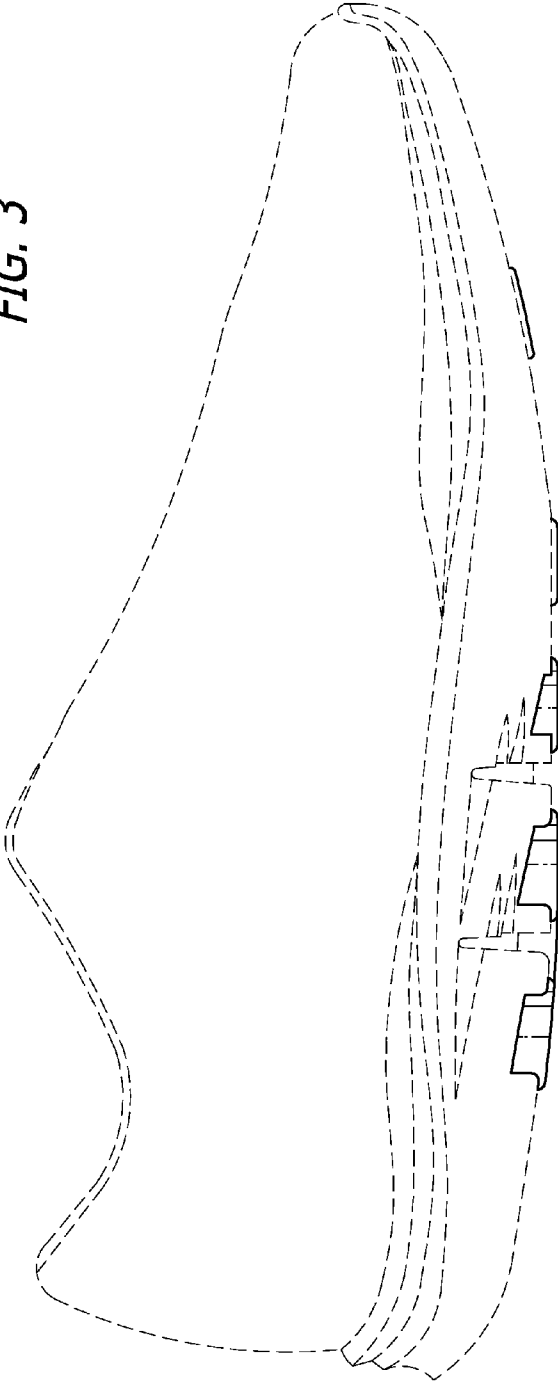
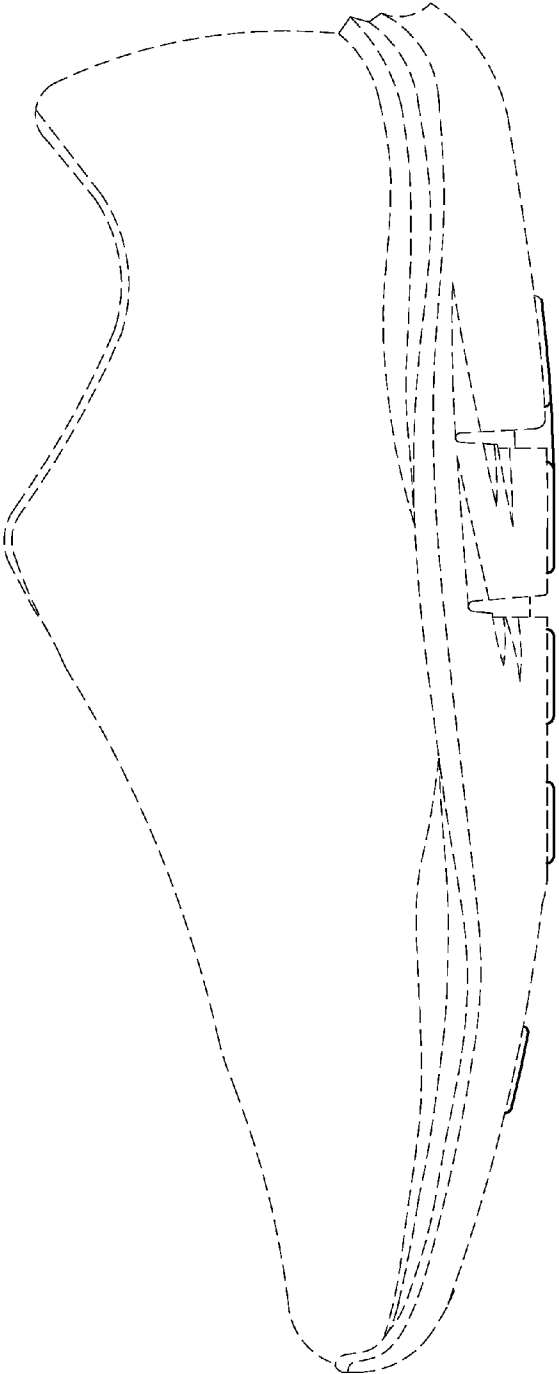


FIG. 4



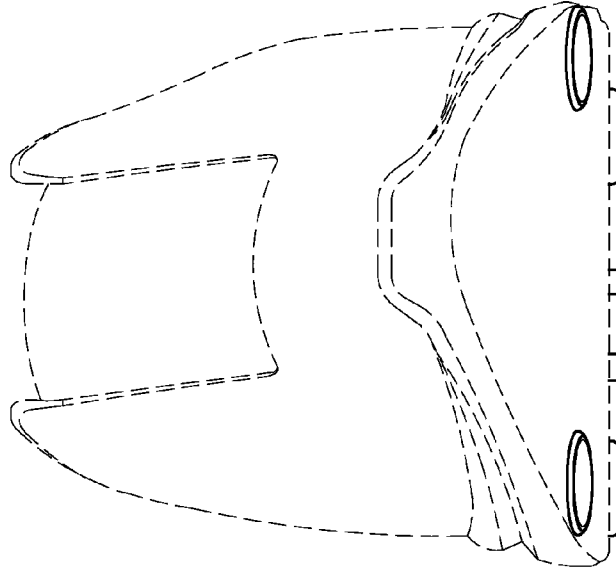


FIG. 6

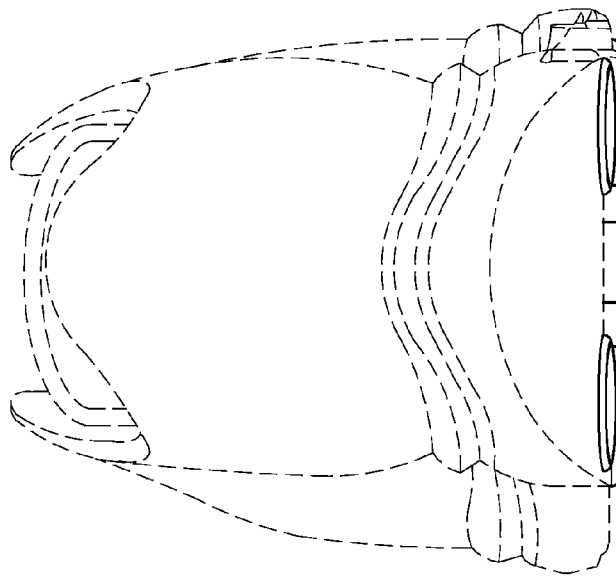


FIG. 5

FIG. 7

