

(12) UK Patent

(19) GB

(11) 2583614

(13) B

(45) Date of B Publication

24.05.2023

(54) Title of the Invention: Hepatitis B capsid assembly modulators

(51) INT CL: **A61K 31/40** (2006.01) **A61K 31/4025** (2006.01) **A61K 31/41** (2006.01) **A61K 31/4155** (2006.01)
A61K 31/4178 (2006.01) **A61K 31/4196** (2006.01) **A61K 31/422** (2006.01) **A61K 31/4245** (2006.01)
A61K 31/427 (2006.01) **A61K 31/428** (2006.01) **A61K 31/433** (2006.01) **A61K 31/437** (2006.01)
A61K 31/4439 (2006.01) **A61K 31/445** (2006.01) **A61K 31/45** (2006.01) **A61K 31/46** (2006.01)
A61K 31/496 (2006.01) **A61K 31/497** (2006.01) **A61K 31/501** (2006.01) **A61K 31/506** (2006.01)
A61K 31/519 (2006.01) **A61K 31/541** (2006.01) **A61K 31/55** (2006.01) **A61P 1/16** (2006.01)
A61P 31/20 (2006.01)

(21) Application No: 2010185.3

(22) Date of Filing: 11.06.2019

Date Lodged: 02.07.2020

(30) Priority Data:
(31) 62683557 (32) 11.06.2018 (33) US
(31) 62832734 (32) 11.04.2019 (33) US

(86) International Application Data:
PCT/US2019/036611 En 11.06.2019

(87) International Publication Data:
WO2019/241292 En 19.12.2019

(43) Date of Reproduction by UK Office 04.11.2020

(72) Inventor(s):

Christopher J. Burns
Glen Coburn
Bin Liu
Jiangchao Yao
Christopher Benetatos
Steven A. Boyd
Stephen M. Condon
Thomas Haimowitz

(73) Proprietor(s):

Venatorx Pharmaceuticals, Inc.
30 Spring Mill Drive, Malvern 19355, Pennsylvania,
United States of America

(74) Agent and/or Address for Service:

Mewburn Ellis LLP
Aurora Building, Counterslip, Bristol, BS1 6BX,
United Kingdom

(56) Documents Cited:
WO 2018/039531 A1 WO 2017/156255 A1
WO 2015/118057 A1 WO 2015/011281 A1
WO 2013/006394 A1

(58) Field of Search:
As for published application 2583614 A viz:
INT CL C07D
Other: eKOMPASS (KIPOi internal), STN (Registry,
Caplus), Google
updated as appropriate

Additional Fields
INT CL A61K, A61P
Other: WPI, EPODOC, CAS ONLINE, MARPAT

GB 2583614 B

Hepatitis B capsid assembly modulators

-1-

BACKGROUND OF THE INVENTION

[0002] The present invention relates to small-molecule compounds that modulate capsid assembly and block hepatitis B virus (HBV) replication for use in combination with other antivirals for the treatment of chronic HBV infection.

[0003] HBV is a small enveloped DNA virus belonging to the Hepadnaviridae family that is distributed worldwide as ten geographically distinct genotypes. Infection with HBV is typically self-limiting in otherwise healthy adults; however, vertical transmission or exposure during early childhood often results in a chronic lifelong infection. Worldwide there are an estimated >400 million individuals chronically infected with HBV that are at risk for complications due to liver disease, including cirrhosis, fibrosis, hepatocellular carcinoma and death. Each year 500,000 to 1 million people die from end stage liver disease as a consequence of HBV infection.

[0004] The compact HBV genome utilizes four overlapping reading frames to encode the major structural and non-structural proteins: polymerase (P), envelope (S), core (C) and the X protein (X). HBV enters human hepatocytes via receptor mediated endocytosis, following binding of the envelope glycoprotein to its primary receptor, the bile acid transporter sodium taurocholate co-transporting polypeptide (NTCP). Following fusion with the endosome membrane, the capsid is ejected into the cytoplasm and translocated to the nucleus. The partially double-stranded, relaxed, circular HBV genome (RC DNA) is converted to a covalently closed circular DNA form (cccDNA) by host cellular DNA repair mechanisms. The HBV cccDNA serves as the template for RNA polymerase II-dependent transcription of multiple RNA species, including viral mRNAs and the 3.2-kbp pre-genomic RNA (pgRNA). During the maturation process, pgRNA is packaged into capsids along with the HBV polymerase. The pgRNA is then reverse transcribed into a negative-stranded DNA template that is subsequently converted into the partially double-stranded RC DNA species by the polymerase. Mature, enveloped HBV particles containing the RC DNA genome are secreted from the surface of the infected hepatocyte ready to initiate new cycles of infection.

[0005] The capsid is composed of 240 copies of the core protein that spontaneously self-assemble through a network of weak inter-subunit interactions. *In vitro* evidence suggests that a trimer of core dimers initiates the nucleation event that rapidly recruits additional dimers to form the icosahedral core structure (T=4). In addition to its structural role, encapsidation of the pgRNA is an essential step required for HBV DNA synthesis and formation of the mature capsid particle. The core protein also plays an important role in shuttling the RC DNA into the nucleus to initiate and maintain the cccDNA pools and may also play a role in regulating interferon sensitive gene expression. Thus, capsid modulators may have the unique ability to intervene at multiple points in the HBV lifecycle.

07 10 22

[0006] Several chemotype series of HBV capsid assembly modulators have been reported in the literature including: phenylpropenamides (PP) (e.g., AT-130), heteroarylpyrimidines (HAP) (e.g. Bay 41-4109), and sulfamoylbenzamides (SBA) (e.g. NVR 3-778). Capsid modulators exert their effects on the assembly process through one of two different mechanisms of action. The HAP series induces the aberrant assembly of large capsid aggregates that subsequently triggers the degradation of the core protein. The PP and SBA series, on the other hand, appear to accelerate capsid assembly resulting in the production of authentic empty capsid particles that have failed to incorporate pgRNA. Assembly modulators representing both mechanisms have demonstrated the ability to reduce HBV DNA levels in mouse models of infection. More recently, NVR 3-778 (SBA) demonstrated clinical proof-of-concept in a Phase 1b clinical trial, resulting in a -1.7 log₁₀ reduction in HBV DNA following 600 mg bid dosing for 29 days.

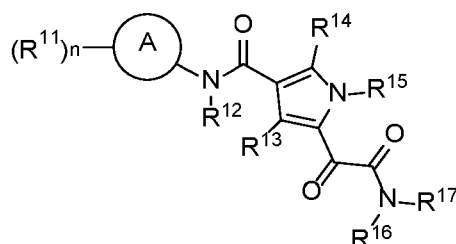
07 10 22

SUMMARY OF THE INVENTION

A first aspect of the invention is a compound of Formula (I), or a pharmaceutically acceptable salt, solvate, or stereoisomer thereof,

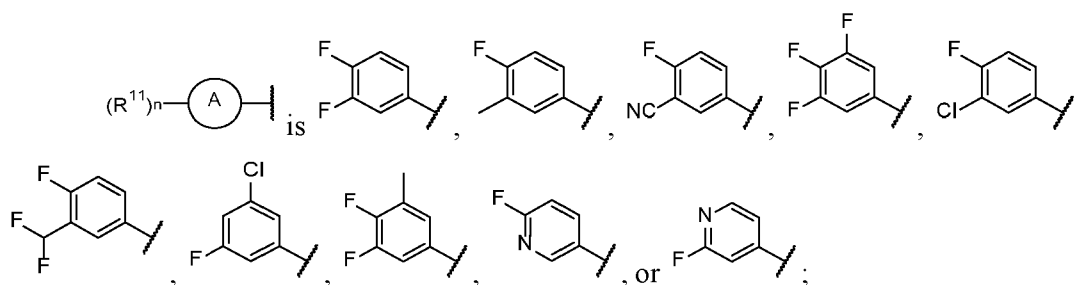
for use in a method of treating a hepatitis B infection in a subject,

in combination with an antiviral suitable for the treatment of chronic hepatitis B infection:



(I),

wherein:



R^{12} is hydrogen or C_1 - C_6 alkyl;

R^{13} is hydrogen or C_1 - C_6 alkyl;

R^{14} is hydrogen or C_1 - C_6 alkyl;

R^{15} is hydrogen, C_1 - C_6 alkyl, or C_1 - C_6 hydroxyalkyl

R^{16} is hydrogen or C_1 - C_6 alkyl;

R^{17} is hydrogen, $-CN$, $-OR^{20}$, C_1 - C_6 alkyl, C_1 - C_6 haloalkyl, C_1 - C_6 hydroxyalkyl,

C_1 - C_6 aminoalkyl, C_2 - C_6 alkenyl, C_2 - C_6 alkynyl, cycloalkyl, heterocycloalkyl, aryl,

heteroaryl, $-C_1$ - C_6 alkyl(aryl), $-C_1$ - C_6 alkyl(heteroaryl), $-C_1$ - C_6 alkyl(cycloalkyl),

or $-C_1$ - C_6 alkyl(heterocycloalkyl); wherein each alkyl, alkenyl, alkynyl, cycloalkyl, heterocycloalkyl, aryl, and heteroaryl is independently optionally substituted with one, two, or three R^7 ;

or R^{16} and R^{17} are taken together with the nitrogen atom to which they are attached to form a heterocycloalkyl or a heterocycloalkenyl; each optionally substituted with one, two, or three R^8 ;

each R^{20} is independently hydrogen, C_1 - C_6 alkyl, C_1 - C_6 haloalkyl, C_1 - C_6 hydroxyalkyl, C_1 - C_6 aminoalkyl, C_2 - C_6 alkenyl, C_2 - C_6 alkynyl, cycloalkyl, heterocycloalkyl, aryl, or heteroaryl; wherein each alkyl, alkenyl, alkynyl, cycloalkyl, heterocycloalkyl, aryl, and heteroaryl is independently optionally substituted with one, two, or three R^7 ;

each R⁸ is independently oxo,

halogen, -CN, -OH, -OR^a, -SH, -SR^a, -S(=O)R^a, -S(=O)₂R^a, -NO₂, -NR^bR^c, -NHS(=O)₂R^a, -S(=O)₂NR^bR^c, -C(=O)R^a, -OC(=O)R^a, -C(=O)OR^b, -OC(=O)OR^b, -C(=O)NR^bR^c, -OC(=O)NR^bR^c, -NR^bC(=O)NR^bR^c, -NR^bC(=O)R^a, -NR^bC(=O)OR^b, C₁-C₆alkyl, C₁-C₆haloalkyl, C₁-C₆hydroxyalkyl, C₁-C₆aminoalkyl, C₂-C₆alkenyl, C₂-C₆alkynyl, cycloalkyl, heterocycloalkyl, aryl, heteroaryl, -C₁-C₆alkyl(aryl), -C₁-C₆alkyl(heteroaryl), -C₁-C₆alkyl(cycloalkyl), or -C₁-C₆alkyl(heterocycloalkyl); wherein each alkyl, alkenyl, alkynyl, cycloalkyl, heterocycloalkyl, aryl, and heteroaryl is independently optionally substituted with one, two, or three oxo, halogen, -CN, -OH, -OMe, -S(=O)Me, -S(=O)₂Me, -NH₂, -S(=O)₂NH₂, -C(=O)Me, -C(=O)OH, -C(=O)OMe, C₁-C₆alkyl, C₁-C₆haloalkyl, C₁-C₆hydroxyalkyl, or C₁-C₆aminoalkyl;

each R⁷ is independently oxo,

halogen, -CN, -OH, -OR^a, -SH, -SR^a, -S(=O)R^a, -S(=O)₂R^a, -NO₂, -NR^bR^c, -NHS(=O)₂R^a, -S(=O)₂NR^bR^c, -C(=O)R^a, -OC(=O)R^a, -C(=O)OR^b, -OC(=O)OR^b, -C(=O)NR^bR^c, -OC(=O)NR^bR^c, -NR^bC(=O)NR^bR^c, -NR^bC(=O)R^a, -NR^bC(=O)OR^b, C₁-C₆alkyl, C₁-C₆haloalkyl, C₁-C₆hydroxyalkyl, C₁-C₆aminoalkyl, C₂-C₆alkenyl, C₂-C₆alkynyl, cycloalkyl, heterocycloalkyl, aryl, heteroaryl, -C₁-C₆alkyl(aryl), -C₁-C₆alkyl(heteroaryl), -C₁-C₆alkyl(cycloalkyl), or -C₁-C₆alkyl(heterocycloalkyl); wherein each alkyl, alkenyl, alkynyl, cycloalkyl, heterocycloalkyl, aryl, and heteroaryl is independently optionally substituted with one, two, or three R^{7a};

each R^{7a} is independently oxo, halogen, -CN, -OH, -OR^a, -NR^bR^c, -C(=O)R^a, -C(=O)OR^b, -C(=O)NR^bR^c, C₁-C₆alkyl, C₁-C₆haloalkyl, C₁-C₆hydroxyalkyl, C₁-C₆aminoalkyl;

each R^a is independently C₁-C₆alkyl, C₁-C₆haloalkyl, C₁-C₆hydroxyalkyl, C₁-C₆aminoalkyl, C₂-C₆alkenyl, C₂-C₆alkynyl, cycloalkyl, heterocycloalkyl, aryl, or heteroaryl; wherein each alkyl, alkenyl, alkynyl, cycloalkyl, heterocycloalkyl, aryl, and heteroaryl is independently optionally substituted with one, two, or three oxo,

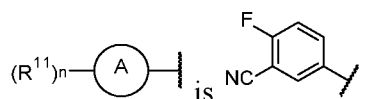
halogen, -CN, -OH, -OMe, -S(=O)Me, -S(=O)₂Me, -NH₂, -S(=O)₂NH₂, -C(=O)Me, -C(=O)OH, -C(=O)OMe, C₁-C₆alkyl, C₁-C₆haloalkyl, C₁-C₆hydroxyalkyl, or C₁-C₆aminoalkyl; and

each R^b and R^c are independently hydrogen, C₁-C₆alkyl, C₁-C₆haloalkyl, C₁-C₆hydroxyalkyl, C₁-C₆aminoalkyl, C₂-C₆alkenyl, C₂-C₆alkynyl, cycloalkyl, heterocycloalkyl, aryl, or heteroaryl; wherein each alkyl, alkenyl, alkynyl, cycloalkyl, heterocycloalkyl, aryl, and heteroaryl is independently optionally substituted with one, two, or three oxo,

halogen, -CN, -OH, -OMe, -S(=O)Me, -S(=O)₂Me, -NH₂, -S(=O)₂NH₂, -C(=O)Me, -C(=O)OH, -C(=O)OMe, C₁-C₆alkyl, C₁-C₆haloalkyl, C₁-C₆hydroxyalkyl, or C₁-C₆aminoalkyl;

or R^b and R^c are taken together with the atom to which they are attached to form a heterocycloalkyl optionally substituted with one, two, or three oxo, halogen, -CN, -OH, -OMe, -S(=O)Me, -S(=O)₂Me, -NH₂, -S(=O)₂NH₂, -C(=O)Me, -C(=O)OH, -C(=O)OMe, C₁-C₆alkyl, C₁-C₆haloalkyl, C₁-C₆hydroxyalkyl, or C₁-C₆aminoalkyl.

In one embodiment:



In one embodiment:

R¹⁷ is -OR²⁰, C₁-C₆alkyl, C₁-C₆haloalkyl, C₁-C₆hydroxyalkyl, cycloalkyl, heterocycloalkyl, -C₁-C₆alkyl(heteroaryl), or -C₁-C₆alkyl(cycloalkyl); wherein each alkyl, cycloalkyl, heterocycloalkyl, and heteroaryl is independently optionally substituted with one, two, or three R⁷.

In one embodiment:

R¹⁷ is C₁-C₆alkyl or cycloalkyl; each optionally substituted with one, two, or three R⁷.

In one embodiment:

R¹⁷ is C₁-C₆alkyl optionally substituted with one, two, or three R⁷.

In one embodiment:

each R⁷ is independently halogen, -CN, -OH, -OR^a, -NR^bR^c, -C(=O)OR^b, -C(=O)NR^bR^c, C₁-C₆alkyl, C₁-C₆haloalkyl, C₁-C₆hydroxyalkyl, cycloalkyl, or heteroaryl; wherein each alkyl, cycloalkyl, heterocycloalkyl, and heteroaryl is independently optionally substituted with one, two, or three R^{7a}.

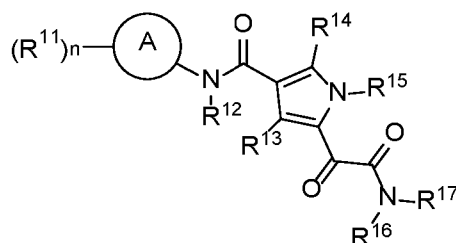
In one embodiment, the compound, salt, solvate, or stereoisomer is selected from the group consisting of the following Exemplary Compounds as described herein in Table 1:

1, 2, 3, 4, 5, 6, 7, 8, 9, 10, 11, 12, 13, 14, 15, 16, 17, 18, 19, 20, 21, 22, 23, 24, 25, 26, 27, 28, 29, 30, 31, 32, 33, 34, 35, 36, 37, 38, 39, 40, 41, 42, 43, 44, 45, 46, 47, 48, 49, 50, 51, 52, 53, 54, 55, 56, 57, 58, 59, 60, 61, 62, 63, 64, 65, 66, 67, 68, 69, 70, 71, 72, 73, 74, 75, 76, 77, 78, 79, 80, 81, 82, 83, 84, 85, 86, 87, 88, 89, 90, 91, 92, 93, 94, 95, 96, 97, 98, 99, 100, 101, 102, 103, 104, 105, 106, 107, 108, 109, 110, 111, 119, 120, 121, 123, 124, 125, 126, 127, 128, 129, 133, 134, 136, 137, 139, 140, 141, 142, 143, 144, 145, 146, 147, 148, 149, 150, 151, 152, 153, 154, 155, 156, 157, 158, 166, 168, 169, 170, 172, 181, 182, 187, 188, 189, 190, 199, 204, 207, 211, 212, 213, 214, 215, 216, 217, 218, 219, 220, 221, 223, 228, 231, 232, 233, 236, 238, 239, 240, 242, 243, 244, 245, 246, 247, 249, 250, 251, 256, 257, 258, 259, 260, 261, 262, 263, 264, 265, 266, 267, 268, 269, 270, 271, 272, 273, 274, 275, 276, 277, 278, 279, 280, 281, 282, 283, 284, 285, 286, 287, 288, 289, 290, 291, 292, 293, 294, 295, 296, 297, 298, 299, 300, 301, 302, 303, 304, 305, 306, 307, 308, 309, 310, 311, 312, 313, 314, 315, 316, 317, 318, 319, 320, 321, 322, 323, 324, 325, 327, 328, 329, 330, 332, 333, 334, 335, 336, 337, 346, 347, 348, 349, 350, 352, 353, 354, 355, 356, 357, 358, 359, 595, 596, 597, 598, 599, 605, 607, 608, 609, 610, 611, 612, 613, 614, 616, 617, 618, 619, 620, 621, 622, 623, 624, 625, 626, 629, 632, 633, 635, 636, 639, 640, 641, 642, 643, 644, 645, 646, 647, 648, 649, 650, 651, 652, 653, 654, 655, 656, 657, 658, 659, 660, 662, 663, 664, 665, 666, 667, 668, 669, 670, 671, 672, 673, 674, 675, 676, 677, 678, 679, 680, 681, 682, 683, 691, 692, 693, 694, 695, 696, 698, 699, 702, 703, 706, 707, 708, 709, 710, 711, 712, 713, 714, 715, 716, 717, 718, 719, 722, 723, and 728;

or a pharmaceutically acceptable salt, solvate or stereoisomer thereof.

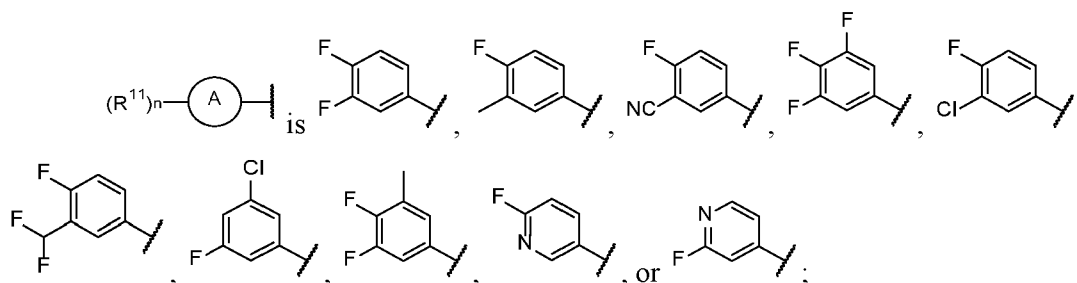
A second aspect of the invention is a combination of:

- (i) an antiviral suitable for the treatment of chronic hepatitis B infection; and
- (ii) a compound of Formula (I), or a pharmaceutically acceptable salt, solvate, or stereoisomer thereof:



(I),

wherein:



R¹² is hydrogen or C₁-C₆alkyl;

R¹³ is hydrogen or C₁-C₆alkyl;

R¹⁴ is hydrogen or C₁-C₆alkyl;

R¹⁵ is hydrogen, C₁-C₆alkyl, or C₁-C₆hydroxyalkyl;

R¹⁶ is hydrogen or C₁-C₆alkyl;

R¹⁷ is hydrogen, -CN, -OR²⁰, C₁-C₆alkyl, C₁-C₆haloalkyl, C₁-C₆hydroxyalkyl, C₁-C₆aminoalkyl, C₂-C₆alkenyl, C₂-C₆alkynyl, cycloalkyl, heterocycloalkyl, aryl, heteroaryl, -C₁-C₆alkyl(aryl), -C₁-C₆alkyl(heteroaryl), -C₁-C₆alkyl(cycloalkyl), or -C₁-C₆alkyl(heterocycloalkyl); wherein each alkyl, alkenyl, alkynyl, cycloalkyl, heterocycloalkyl, aryl, and heteroaryl is independently optionally substituted with one, two, or three R⁷;

or R¹⁶ and R¹⁷ are taken together with the nitrogen atom to which they are attached to form a heterocycloalkyl or a heterocycloalkenyl; each optionally substituted with one, two, or three R⁸;

each R²⁰ is independently hydrogen, C₁-C₆alkyl, C₁-C₆haloalkyl, C₁-C₆hydroxyalkyl, C₁-C₆aminoalkyl, C₂-C₆alkenyl, C₂-C₆alkynyl, cycloalkyl, heterocycloalkyl, aryl, or heteroaryl; wherein each alkyl, alkenyl, alkynyl, cycloalkyl, heterocycloalkyl, aryl, and heteroaryl is independently optionally substituted with one, two, or three R⁷;

each R⁸ is independently oxo,

halogen, -CN, -OH, -OR^a, -SH, -SR^a, -S(=O)R^a, -S(=O)₂R^a, -NO₂, -NR^bR^c, -NHS(=O)₂R^a, -S(=O)₂NR^bR^c, -C(=O)R^a, -OC(=O)R^a, -C(=O)OR^b, -OC(=O)OR^b, -C(=O)NR^bR^c, -OC(=O)NR^bR^c, -NR^bC(=O)NR^bR^c, -NR^bC(=O)R^a, -NR^bC(=O)OR^b, C₁-C₆alkyl, C₁-C₆haloalkyl, C₁-C₆hydroxyalkyl, C₁-C₆aminoalkyl, C₂-C₆alkenyl, C₂-C₆alkynyl, cycloalkyl, heterocycloalkyl, aryl, heteroaryl, -C₁-C₆alkyl(aryl), -C₁-C₆alkyl(heteroaryl), -C₁-C₆alkyl(cycloalkyl), or -C₁-C₆alkyl(heterocycloalkyl); wherein each alkyl, alkenyl, alkynyl, cycloalkyl, heterocycloalkyl, aryl, and heteroaryl is independently optionally substituted with one, two, or three oxo, halogen, -CN, -OH, -OMe, -S(=O)Me, -S(=O)₂Me, -NH₂, -S(=O)₂NH₂, -C(=O)Me, -C(=O)OH, -C(=O)OMe, C₁-C₆alkyl, C₁-C₆haloalkyl, C₁-C₆hydroxyalkyl, or C₁-C₆aminoalkyl;

each R⁷ is independently oxo,

halogen, -CN, -OH, -OR^a, -SH, -SR^a, -S(=O)R^a, -S(=O)₂R^a, -NO₂, -NR^bR^c, -NHS(=O)₂R^a, -S(=O)₂NR^bR^c, -C(=O)R^a, -OC(=O)R^a, -C(=O)OR^b, -OC(=O)OR^b, -C(=O)NR^bR^c, -OC(=O)NR^bR^c, -NR^bC(=O)NR^bR^c, -NR^bC(=O)R^a, -NR^bC(=O)OR^b, C₁-C₆alkyl, C₁-C₆haloalkyl, C₁-C₆hydroxyalkyl, C₁-C₆aminoalkyl, C₂-C₆alkenyl, C₂-C₆alkynyl, cycloalkyl, heterocycloalkyl, aryl, heteroaryl, -C₁-C₆alkyl(aryl), -C₁-C₆alkyl(heteroaryl), -C₁-C₆alkyl(cycloalkyl), or -C₁-C₆alkyl(heterocycloalkyl); wherein each alkyl, alkenyl, alkynyl, cycloalkyl, heterocycloalkyl, aryl, and heteroaryl is independently optionally substituted with one, two, or three R^{7a};

each R^{7a} is independently oxo, halogen, -CN, -OH, -OR^a, -NR^bR^c, -C(=O)R^a, -C(=O)OR^b, -C(=O)NR^bR^c, C₁-C₆alkyl, C₁-C₆haloalkyl, C₁-C₆hydroxyalkyl, C₁-C₆aminoalkyl;

each R^a is independently C₁-C₆alkyl, C₁-C₆haloalkyl, C₁-C₆hydroxyalkyl, C₁-C₆aminoalkyl, C₂-C₆alkenyl, C₂-C₆alkynyl, cycloalkyl, heterocycloalkyl, aryl, or heteroaryl; wherein each alkyl, alkenyl, alkynyl, cycloalkyl, heterocycloalkyl, aryl, and heteroaryl is independently optionally substituted with one, two, or three oxo,

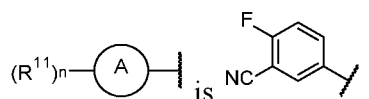
halogen, -CN, -OH, -OMe, -S(=O)Me, -S(=O)₂Me, -NH₂, -S(=O)₂NH₂, -C(=O)Me, -C(=O)OH, -C(=O)OMe, C₁-C₆alkyl, C₁-C₆haloalkyl, C₁-C₆hydroxyalkyl, or C₁-C₆aminoalkyl; and

each R^b and R^c are independently hydrogen, C₁-C₆alkyl, C₁-C₆haloalkyl, C₁-C₆hydroxyalkyl, C₁-C₆aminoalkyl, C₂-C₆alkenyl, C₂-C₆alkynyl, cycloalkyl, heterocycloalkyl, aryl, or heteroaryl; wherein each alkyl, alkenyl, alkynyl, cycloalkyl, heterocycloalkyl, aryl, and heteroaryl is independently optionally substituted with one, two, or three oxo,

halogen, -CN, -OH, -OMe, -S(=O)Me, -S(=O)₂Me, -NH₂, -S(=O)₂NH₂, -C(=O)Me, -C(=O)OH, -C(=O)OMe, C₁-C₆alkyl, C₁-C₆haloalkyl, C₁-C₆hydroxyalkyl, or C₁-C₆aminoalkyl;

or R^b and R^c are taken together with the atom to which they are attached to form a heterocycloalkyl optionally substituted with one, two, or three oxo, halogen, -CN, -OH, -OMe, -S(=O)Me, -S(=O)₂Me, -NH₂, -S(=O)₂NH₂, -C(=O)Me, -C(=O)OH, -C(=O)OMe, C₁-C₆alkyl, C₁-C₆haloalkyl, C₁-C₆hydroxyalkyl, or C₁-C₆aminoalkyl.

In one embodiment:



In one embodiment:

R¹⁷ is -OR²⁰, C₁-C₆alkyl, C₁-C₆haloalkyl, C₁-C₆hydroxyalkyl, cycloalkyl, heterocycloalkyl, -C₁-C₆alkyl(heteroaryl), or -C₁-C₆alkyl(cycloalkyl); wherein each alkyl, cycloalkyl, heterocycloalkyl, and heteroaryl is independently optionally substituted with one, two, or three R⁷.

In one embodiment:

R¹⁷ is C₁-C₆alkyl or cycloalkyl; each optionally substituted with one, two, or three R⁷.

In one embodiment:

R¹⁷ is C₁-C₆alkyl optionally substituted with one, two, or three R⁷.

In one embodiment:

each R⁷ is independently halogen, -CN, -OH, -OR^a, -NR^bR^c, -C(=O)OR^b, -C(=O)NR^bR^c, C₁-C₆alkyl, C₁-C₆haloalkyl, C₁-C₆hydroxyalkyl, cycloalkyl, or heteroaryl; wherein each alkyl, cycloalkyl, heterocycloalkyl, and heteroaryl is independently optionally substituted with one, two, or three R^{7a}.

In one embodiment, the compound is selected from the group consisting of the following Exemplary Compounds as described herein in Table 1:

1, 2, 3, 4, 5, 6, 7, 8, 9, 10, 11, 12, 13, 14, 15, 16, 17, 18, 19, 20, 21, 22, 23, 24, 25, 26, 27, 28, 29, 30, 31, 32, 33, 34, 35, 36, 37, 38, 39, 40, 41, 42, 43, 44, 45, 46, 47, 48, 49, 50, 51, 52, 53, 54, 55, 56, 57, 58, 59, 60, 61, 62, 63, 64, 65, 66, 67, 68, 69, 70, 71, 72, 73, 74, 75, 76, 77, 78, 79, 80, 81, 82, 83, 84, 85, 86, 87, 88, 89, 90, 91, 92, 93, 94, 95, 96, 97, 98, 99, 100, 101, 102, 103, 104, 105, 106, 107, 108, 109, 110, 111, 119, 120, 121, 123, 124, 125, 126, 127, 128, 129, 133, 134, 136, 137, 139, 140, 141, 142, 143, 144, 145, 146, 147, 148, 149, 150, 151, 152, 153, 154, 155, 156, 157, 158, 166, 168, 169, 170, 172, 181, 182, 187, 188, 189, 190, 199, 204, 207, 211, 212, 213, 214, 215, 216, 217, 218, 219, 220, 221, 223, 228, 231, 232, 233, 236, 238, 239, 240, 242, 243, 244, 245, 246, 247, 249, 250, 251, 256, 257, 258, 259, 260, 261, 262, 263, 264, 265, 266, 267, 268, 269, 270, 271, 272, 273, 274, 275, 276, 277, 278, 279, 280, 281, 282, 283, 284, 285, 286, 287, 288, 289, 290, 291, 292, 293, 294, 295, 296, 297, 298, 299, 300, 301, 302, 303, 304, 305, 306, 307, 308, 309, 310, 311, 312, 313, 314, 315, 316, 317, 318, 319, 320, 321, 322, 323, 324, 325, 327, 328, 329, 330, 332, 333, 334, 335, 336, 337, 346, 347, 348, 349, 350, 352, 353, 354, 355, 356, 357, 358, 359, 595, 596, 597, 598, 599, 605, 607, 608, 609, 610, 611, 612, 613, 614, 616, 617, 618, 619, 620, 621, 622, 623, 624, 625, 626, 629, 632, 633, 635, 636, 639, 640, 641, 642, 643, 644, 645, 646, 647, 648, 649, 650, 651, 652, 653, 654, 655, 656, 657, 658, 659, 660, 662, 663, 664, 665, 666, 667, 668, 669, 670, 671, 672, 673, 674, 675, 676, 677, 678, 679, 680, 681, 682, 683, 691, 692, 693, 694, 695, 696, 698, 699, 702, 703, 706, 707, 708, 709, 710, 711, 712, 713, 714, 715, 716, 717, 718, 719, 722, 723, and 728;

or a pharmaceutically acceptable salt, solvate or stereoisomer thereof.

BRIEF DESCRIPTION

[0007] Described herein are compounds of Formula (I) that modulate the normal capsid assembly of hepatitis B core proteins to inhibit the hepatitis B lifecycle, and thus act as antiviral agents toward HBV.

[0009] Also described herein are pharmaceutical compositions comprising a compound disclosed herein, or a pharmaceutically acceptable salt, solvate, or stereoisomer thereof, and a pharmaceutically acceptable excipient.

DETAILED DESCRIPTION OF THE INVENTION

References to the methods of treatment by therapy or surgery or *in vivo* diagnosis methods in this description are to be interpreted as references to compounds, pharmaceutical compositions and medicaments for use in those methods.

[0012] Chronic hepatitis B infection (CHB) is currently managed with interferon-alpha or nucleoside(tide) analog-based therapies that target the HBV encoded polymerase/reverse transcriptase. The effectiveness of interferon-alpha is limited by inadequate long term responses and severe side effects, while entecavir and tenofovir, are generally well-tolerated, possess a high barrier to resistance and potently suppress viral replication. None of the aforementioned frontline therapies are curative, however, and expensive lifelong therapy is required to maintain a virologic response and prevent the complications associated with liver disease. Novel therapies representing different treatment classes are therefore urgently required to improve functional cure rates (i.e. defined as the loss of HBsAg expression) and shorten treatment durations. Modulators of HBV capsid assembly represent one such class of antivirals with the potential to improve outcomes for chronically infected individuals.

Definitions

[0013] In the following description, certain specific details are set forth in order to provide a thorough understanding of various embodiments. However, one skilled in the art will understand that the invention may be practiced without these details. In other instances, well-known structures have not been shown or described in detail to avoid unnecessarily obscuring descriptions of the embodiments. Unless the context requires otherwise, throughout the specification and claims which

follow, the word “comprise” and variations thereof, such as, “comprises” and “comprising” are to be construed in an open, inclusive sense, that is, as “including, but not limited to.” Further, headings provided herein are for convenience only and do not interpret the scope or meaning of the claimed invention.

[0014] Reference throughout this specification to “one embodiment” or “an embodiment” means that a particular feature, structure or characteristic described in connection with the embodiment is included in at least one embodiment. Thus, the appearances of the phrases “in one embodiment” or “in an embodiment” in various places throughout this specification are not necessarily all referring to the same embodiment. Furthermore, the particular features, structures, or characteristics may be combined in any suitable manner in one or more embodiments. Also, as used in this specification and the appended claims, the singular forms “a,” “an,” and “the” include plural referents unless the content clearly dictates otherwise. It should also be noted that the term “or” is generally employed in its sense including “and/or” unless the content clearly dictates otherwise.

[0015] The terms below, as used herein, have the following meanings, unless indicated otherwise:

[0016] “oxo” refers to =O.

[0017] “Alkyl” refers to an optionally substituted straight-chain, or optionally substituted branched-chain saturated hydrocarbon monoradical having from one to about ten carbon atoms, more preferably one to six carbon atoms. Examples include, but are not limited to methyl, ethyl, n-propyl, isopropyl, 2-methyl-1-propyl, 2-methyl-2-propyl, 2-methyl-1-butyl, 3-methyl-1-butyl, 2-methyl-3-butyl, 2,2-dimethyl-1-propyl, 2-methyl-1-pentyl, 3-methyl-1-pentyl, 4-methyl-1-pentyl, 2-methyl-2-pentyl, 3-methyl-2-pentyl, 4-methyl-2-pentyl, 2,2-dimethyl-1-butyl, 3,3-dimethyl-1-butyl, 2-ethyl-1-butyl, n-butyl, isobutyl, sec-butyl, t-butyl, n-pentyl, isopentyl, neopentyl, tert-amyl and hexyl, and longer alkyl groups, such as heptyl, octyl and the like. Whenever it appears herein, a numerical range such as “C₁-C₆ alkyl” or “C₁₋₆alkyl”, means that the alkyl group may consist of 1 carbon atom, 2 carbon atoms, 3 carbon atoms, 4 carbon atoms, 5 carbon atoms or 6 carbon atoms, although the present definition also covers the occurrence of the term “alkyl” where no numerical range is designated. In some embodiments, the alkyl is a C₁₋₁₀alkyl. In some embodiments, the alkyl is a C₁₋₆alkyl. In some embodiments, the alkyl is a C₁₋₅alkyl. In some embodiments, the alkyl is a C₁₋₄alkyl. In some embodiments, the alkyl is a C₁₋₃alkyl. Unless stated otherwise specifically in the specification, an alkyl group may be optionally substituted as described below, for example, with oxo, halogen, amino, nitrile, nitro, hydroxyl, haloalkyl, alkoxy, aryl, cycloalkyl, heterocycloalkyl, heteroaryl, and the like. In some embodiments, the alkyl is optionally substituted with oxo, halogen, -CN, -OH, -OMe, -NH₂, or -NO₂. In some embodiments, the alkyl is optionally substituted with halogen, -CN, -OH, or -OMe. In some embodiments, the alkyl is optionally substituted with halogen.

[0018] “Alkenyl” refers to an optionally substituted straight-chain, or optionally substituted branched-chain hydrocarbon monoradical having one or more carbon-carbon double-bonds and having from two to about ten carbon atoms, more preferably two to about six carbon atoms. The group may be in either the *cis* or *trans* conformation about the double bond(s), and should be understood to include both isomers. Examples include, but are not limited to ethenyl (-CH=CH₂), 1-propenyl (-CH₂CH=CH₂), isopropenyl [-C(CH₃)=CH₂], butenyl, 1,3-butadienyl and the like. Whenever it appears herein, a numerical range such as “C₂-C₆ alkenyl” or “C₂₋₆alkenyl”, means that the alkenyl group may consist of 2 carbon atoms, 3 carbon atoms, 4 carbon atoms, 5 carbon atoms or 6 carbon atoms, although the present definition also covers the occurrence of the term “alkenyl” where no numerical range is designated. Unless stated otherwise specifically in the specification, an alkenyl group may be optionally substituted as described below, for example, with oxo, halogen, amino, nitrile, nitro, hydroxyl, haloalkyl, alkoxy, aryl, cycloalkyl, heterocycloalkyl, heteroaryl, and the like. In some embodiments, the alkenyl is optionally substituted with oxo, halogen, -CN, -OH, -OMe, -NH₂, or -NO₂. In some embodiments, the alkenyl is optionally substituted with halogen, -CN, -OH, or -OMe. In some embodiments, the alkenyl is optionally substituted with halogen.

[0019] “Alkynyl” refers to an optionally substituted straight-chain or optionally substituted branched-chain hydrocarbon monoradical having one or more carbon-carbon triple-bonds and having from two to about ten carbon atoms, more preferably from two to about six carbon atoms. Examples include, but are not limited to ethynyl, 2-propynyl, 2-butynyl, 1,3-butadiynyl and the like. Whenever it appears herein, a numerical range such as “C₂-C₆ alkynyl” or “C₂₋₆alkynyl”, means that the alkynyl group may consist of 2 carbon atoms, 3 carbon atoms, 4 carbon atoms, 5 carbon atoms or 6 carbon atoms, although the present definition also covers the occurrence of the term “alkynyl” where no numerical range is designated. Unless stated otherwise specifically in the specification, an alkynyl group may be optionally substituted as described below, for example, with oxo, halogen, amino, nitrile, nitro, hydroxyl, haloalkyl, alkoxy, aryl, cycloalkyl, heterocycloalkyl, heteroaryl, and the like. In some embodiments, the alkynyl is optionally substituted with oxo, halogen, -CN, -OH, -OMe, -NH₂, or -NO₂. In some embodiments, the alkynyl is optionally substituted with halogen, -CN, -OH, or -OMe. In some embodiments, the alkynyl is optionally substituted with halogen.

[0020] “Alkylene” refers to a straight or branched divalent hydrocarbon chain. Unless stated otherwise specifically in the specification, an alkylene group may be optionally substituted as described below, for example, with oxo, halogen, amino, nitrile, nitro, hydroxyl, haloalkyl, alkoxy, aryl, cycloalkyl, heterocycloalkyl, heteroaryl, and the like. In some embodiments, the alkylene is optionally substituted with oxo, halogen, -CN, -OH, -OMe, -NH₂, or -NO₂. In some embodiments, the alkylene is optionally substituted with halogen, -CN, -OH, or -OMe. In some embodiments, the alkylene is optionally substituted with halogen.

[0021] “Alkoxy” refers to a radical of the formula $-OR_a$ where R_a is an alkyl radical as defined. Unless stated otherwise specifically in the specification, an alkoxy group may be optionally substituted as described below, for example, with oxo, halogen, amino, nitrile, nitro, hydroxyl, haloalkyl, alkoxy, aryl, cycloalkyl, heterocycloalkyl, heteroaryl, and the like. In some embodiments, the alkoxy is optionally substituted with halogen, $-CN$, $-OH$, $-OMe$, $-NH_2$, or $-NO_2$. In some embodiments, the alkoxy is optionally substituted with halogen, $-CN$, $-OH$, or $-OMe$. In some embodiments, the alkoxy is optionally substituted with halogen.

[0022] “Aryl” refers to a radical derived from a hydrocarbon ring system comprising hydrogen, 6 to 30 carbon atoms and at least one aromatic ring. The aryl radical may be a monocyclic, bicyclic, tricyclic or tetracyclic ring system, which may include fused (when fused with a cycloalkyl or heterocycloalkyl ring, the aryl is bonded through an aromatic ring atom) or bridged ring systems. In some embodiments, the aryl is a 6- to 10-membered aryl. In some embodiments, the aryl is a 6-membered aryl (phenyl). Aryl radicals include, but are not limited to, aryl radicals derived from the hydrocarbon ring systems of anthrylene, naphthylene, phenanthrylene, anthracene, azulene, benzene, chrysene, fluoranthene, fluorene, as-indacene, s-indacene, indane, indene, naphthalene, phenalene, phenanthrene, pleiadene, pyrene, and triphenylene. Unless stated otherwise specifically in the specification, an aryl may be optionally substituted as described below, for example, with halogen, amino, nitrile, nitro, hydroxyl, alkyl, alkenyl, alkynyl, haloalkyl, alkoxy, aryl, cycloalkyl, heterocycloalkyl, heteroaryl, and the like. In some embodiments, the aryl is optionally substituted with halogen, methyl, ethyl, $-CN$, $-CF_3$, $-OH$, $-OMe$, $-NH_2$, or $-NO_2$. In some embodiments, the aryl is optionally substituted with halogen, methyl, ethyl, $-CN$, $-CF_3$, $-OH$, or $-OMe$. In some embodiments, the aryl is optionally substituted with halogen.

[0023] “Cycloalkyl” refers to a stable, partially or fully saturated, monocyclic or polycyclic carbocyclic ring, which may include fused (when fused with an aryl or a heteroaryl ring, the cycloalkyl is bonded through a non-aromatic ring atom) or bridged ring systems. Representative cycloalkyls include, but are not limited to, cycloalkyls having from three to fifteen carbon atoms (C_3 - C_{15} cycloalkyl), from three to ten carbon atoms (C_3 - C_{10} cycloalkyl), from three to eight carbon atoms (C_3 - C_8 cycloalkyl), from three to six carbon atoms (C_3 - C_6 cycloalkyl), from three to five carbon atoms (C_3 - C_5 cycloalkyl), or three to four carbon atoms (C_3 - C_4 cycloalkyl). In some embodiments, the cycloalkyl is a 3- to 10-membered cycloalkyl. In some embodiments, the cycloalkyl is a 3- to 6-membered cycloalkyl. In some embodiments, the cycloalkyl is a 5- to 6-membered cycloalkyl. Monocyclic cycloalkyls include, for example, cyclopropyl, cyclobutyl, cyclopentyl, cyclohexyl, cycloheptyl, and cyclooctyl. Polycyclic cycloalkyls include, for example, adamantyl, norbornyl, decalynyl, bicyclo[3.3.0]octane, bicyclo[4.3.0]nonane, cis-decalin, trans-decalin, bicyclo[2.1.1]hexane, bicyclo[2.2.1]heptane, bicyclo[2.2.2]octane, bicyclo[3.2.2]nonane, and

bicyclo[3.3.2]decane, and 7,7-dimethyl-bicyclo[2.2.1]heptanyl. Partially saturated cycloalkyls include, for example cyclopentenyl, cyclohexenyl, cycloheptenyl, and cyclooctenyl. Unless stated otherwise specifically in the specification, a cycloalkyl is optionally substituted, for example, with oxo, halogen, amino, nitrile, nitro, hydroxyl, alkyl, alkenyl, alkynyl, haloalkyl, alkoxy, aryl, cycloalkyl, heterocycloalkyl, heteroaryl, and the like. In some embodiments, a cycloalkyl is optionally substituted with oxo, halogen, methyl, ethyl, -CN, -CF₃, -OH, -OMe, -NH₂, or -NO₂. In some embodiments, a cycloalkyl is optionally substituted with oxo, halogen, methyl, ethyl, -CN, -CF₃, -OH, or -OMe. In some embodiments, the cycloalkyl is optionally substituted with halogen.

[0024] “Cycloalkenyl” refers to a partially unsaturated, monocyclic or polycyclic carbocyclic ring, which may include fused (when fused with an aryl or a heteroaryl ring, the cycloalkenyl is bonded through a non-aromatic ring atom) or bridged ring systems. Representative cycloalkenyl include, but are not limited to, cycloalkenyls having from three to fifteen carbon atoms (C₃-C₁₅ cycloalkenyl), from three to ten carbon atoms (C₃-C₁₀ cycloalkenyl), from three to eight carbon atoms (C₃-C₈ cycloalkenyl), from three to six carbon atoms (C₃-C₆ cycloalkenyl), from three to five carbon atoms (C₃-C₅ cycloalkenyl), four to six carbon atoms (C₄-C₆ cycloalkenyl), four to eight carbon atoms (C₄-C₈ cycloalkenyl), or four to ten carbon atoms (C₄-C₁₀ cycloalkenyl). Monocyclic cycloalkenyl include, for example, cyclopentene, cyclohexene, cycloheptene, cyclopentadiene, cyclohexadiene, cycloheptadiene, and cycloheptatriene. Unless stated otherwise specifically in the specification, a cycloalkenyl may be optionally substituted as described below, for example, with oxo, halogen, amino, nitrile, nitro, hydroxyl, alkyl, alkenyl, alkynyl, haloalkyl, alkoxy, aryl, cycloalkyl, heterocycloalkyl, heteroaryl, and the like. In some embodiments, the cycloalkenyl is optionally substituted with oxo, halogen, methyl, ethyl, -CN, -CF₃, -OH, -OMe, -NH₂, or -NO₂. In some embodiments, the cycloalkenyl is optionally substituted with halogen, methyl, ethyl, -CN, -CF₃, -OH, or -OMe. In some embodiments, the cycloalkenyl is optionally substituted with halogen.

[0025] “Halo” or “halogen” refers to bromo, chloro, fluoro or iodo. In some embodiments, halogen is fluoro or chloro. In some embodiments, halogen is fluoro.

[0026] “Haloalkyl” refers to an alkyl radical, as defined above, that is substituted by one or more halo radicals, as defined above, *e.g.*, trifluoromethyl, difluoromethyl, fluoromethyl, trichloromethyl, 2,2,2-trifluoroethyl, 1,2-difluoroethyl, 3-bromo-2-fluoropropyl, 1,2-dibromoethyl, and the like.

[0027] “Heterocycloalkyl” refers to a stable 3- to 24-membered fully saturated ring radical comprising 2 to 23 carbon atoms and from one to 8 heteroatoms selected from the group consisting of nitrogen, oxygen, phosphorous and sulfur. In some embodiments, the heterocycloalkyl comprises one to three heteroatoms selected from the group consisting of nitrogen, oxygen, and sulfur. In some embodiments, the heterocycloalkyl comprises one to three heteroatoms selected from the group consisting of nitrogen and oxygen. In some embodiments, the heterocycloalkyl comprises one to three

nitrogens. In some embodiments, the heterocycloalkyl comprises one or two nitrogens. In some embodiments, the heterocycloalkyl comprises one nitrogen. In some embodiments, the heterocycloalkyl comprises one nitrogen and one oxygen. Unless stated otherwise specifically in the specification, the heterocycloalkyl radical may be a monocyclic, bicyclic, tricyclic or tetracyclic ring system, which may include fused (when fused with an aryl or a heteroaryl ring, the heterocycloalkyl is bonded through a non-aromatic ring atom) or bridged ring systems; and the nitrogen, carbon, or sulfur atoms in the heterocycloalkyl radical may be optionally oxidized; the nitrogen atom may be optionally quaternized. Representative heterocycloalkyls include, but are not limited to, heterocycloalkyls having from two to fifteen carbon atoms (C_2-C_{15} heterocycloalkyl), from two to ten carbon atoms (C_2-C_{10} heterocycloalkyl), from two to eight carbon atoms (C_2-C_8 heterocycloalkyl), from two to seven carbon atoms (C_2-C_7 heterocycloalkyl), from two to six carbon atoms (C_2-C_6 heterocycloalkyl), from two to five carbon atoms (C_2-C_5 heterocycloalkyl), or two to four carbon atoms (C_2-C_4 heterocycloalkyl). Examples of such heterocycloalkyl radicals include, but are not limited to, aziridinyl, azetidiny, oxetanyl, dioxolanyl, thienyl[1,3]dithianyl, decahydroisoquinolyl, imidazoliny, imidazolidiny, isothiazolidiny, isoxazolidiny, morpholinyl, octahydroindolyl, octahydroisoindolyl, 2-oxopiperazinyl, 2-oxopiperidinyl, 2-oxopyrrolidinyl, oxazolidiny, piperidinyl, piperazinyl, 4-piperidonyl, pyrrolidinyl, pyrazolidiny, quinuclidiny, thiazolidiny, tetrahydrofuryl, trithianyl, tetrahydropyranly, thiomorpholinyl, thiamorpholinyl, 1-oxo-thiomorpholinyl, 1,1-dioxo-thiomorpholinyl, 1,3-dihydroisobenzofuran-1-yl, 3-oxo-1,3-dihydroisobenzofuran-1-yl, methyl-2-oxo-1,3-dioxol-4-yl, and 2-oxo-1,3-dioxol-4-yl. The term heterocycloalkyl also includes all ring forms of the carbohydrates, including but not limited to the monosaccharides, the disaccharides and the oligosaccharides. Unless otherwise noted, heterocycloalkyls have from 2 to 10 carbons in the ring. It is understood that when referring to the number of carbon atoms in a heterocycloalkyl, the number of carbon atoms in the heterocycloalkyl is not the same as the total number of atoms (including the heteroatoms) that make up the heterocycloalkyl (i.e. skeletal atoms of the heterocycloalkyl ring). In some embodiments, the heterocycloalkyl is a 3- to 8-membered heterocycloalkyl. In some embodiments, the heterocycloalkyl is a 3- to 7-membered heterocycloalkyl. In some embodiments, the heterocycloalkyl is a 3- to 6-membered heterocycloalkyl. In some embodiments, the heterocycloalkyl is a 4- to 6-membered heterocycloalkyl. In some embodiments, the heterocycloalkyl is a 5- to 6-membered heterocycloalkyl. Unless stated otherwise specifically in the specification, a heterocycloalkyl may be optionally substituted as described below, for example, with oxo, halogen, amino, nitrile, nitro, hydroxyl, alkyl, alkenyl, alkynyl, haloalkyl, alkoxy, aryl, cycloalkyl, heterocycloalkyl, heteroaryl, and the like. In some embodiments, the heterocycloalkyl is optionally substituted with oxo, halogen, methyl, ethyl, -CN, -CF₃, -OH, -OMe, -NH₂, or -NO₂. In some embodiments, the heterocycloalkyl is optionally substituted with halogen, methyl, ethyl, -CN, -

CF₃, -OH, or -OMe. In some embodiments, the heterocycloalkyl is optionally substituted with halogen.

[0028] “Heterocycloalkenyl” refers to a stable 3- to 24-membered partially unsaturated ring radical comprising 2 to 23 carbon atoms and from one to 8 heteroatoms selected from the group consisting of nitrogen, oxygen, phosphorous and sulfur. In some embodiments, the heterocycloalkenyl comprises one to three heteroatoms selected from the group consisting of nitrogen, oxygen, and sulfur. In some embodiments, the heterocycloalkenyl comprises one to three heteroatoms selected from the group consisting of nitrogen and oxygen. In some embodiments, the heterocycloalkenyl comprises one to three nitrogens. In some embodiments, the heterocycloalkenyl comprises one or two nitrogens. In some embodiments, the heterocycloalkenyl comprises one nitrogen. Unless stated otherwise specifically in the specification, the heterocycloalkenyl may be a monocyclic, bicyclic, tricyclic or tetracyclic ring system, which may include fused (when fused with an aryl or a heteroaryl ring, the heterocycloalkyl is bonded through a non-aromatic ring atom) or bridged ring systems; and the nitrogen, carbon or sulfur atoms in the heterocycloalkenyl radical may be optionally oxidized; the nitrogen atom may be optionally quaternized. Representative heterocycloalkenyls include, but are not limited to, heterocycloalkenyls having from two to ten carbon atoms (C₂-C₁₀ heterocycloalkenyl), from two to eight carbon atoms (C₂-C₈ heterocycloalkenyl), from two to seven carbon atoms (C₂-C₇ heterocycloalkenyl), from two to six carbon atoms (C₂-C₆ heterocycloalkenyl), from two to five carbon atoms (C₂-C₅ heterocycloalkenyl), or two to four carbon atoms (C₂-C₄ heterocycloalkenyl). Examples of such heterocycloalkenyls include, but are not limited to, 2,3-dihydro-1H-pyrrole, 1,2,3,6-tetrahydropyridine, 1,2-dihydropyridine, 1,2,3,4-tetrahydropyrazine, and 3,4-dihydro-2H-1,4-oxazine. Unless otherwise noted, heterocycloalkenyls have from 2 to 10 carbons in the ring. It is understood that when referring to the number of carbon atoms in a heterocycloalkenyl, the number of carbon atoms in the heterocycloalkenyl is not the same as the total number of atoms (including the heteroatoms) that make up the heterocycloalkenyl (i.e. skeletal atoms of the heterocycloalkenyl ring). In some embodiments, the heterocycloalkenyl is a 3- to 8-membered heterocycloalkenyl. In some embodiments, the heterocycloalkenyl is a 3- to 7-membered heterocycloalkenyl. In some embodiments, the heterocycloalkenyl is a 3- to 6-membered heterocycloalkenyl. In some embodiments, the heterocycloalkenyl is a 4- to 6-membered heterocycloalkenyl. In some embodiments, the heterocycloalkenyl is a 5- to 6-membered heterocycloalkenyl. Unless stated otherwise specifically in the specification, a heterocycloalkenyl may be optionally substituted as described below, for example, with oxo, halogen, amino, nitrile, nitro, hydroxyl, alkyl, alkenyl, alkynyl, haloalkyl, alkoxy, aryl, cycloalkyl, heterocycloalkyl, heteroaryl, and the like. In some embodiments, the heterocycloalkenyl is optionally substituted with oxo, halogen, methyl, ethyl, -CN, -CF₃, -OH, -OMe, -NH₂, or -NO₂. In some embodiments, the heterocycloalkenyl is optionally

substituted with halogen, methyl, ethyl, -CN, -CF₃, -OH, or -OMe. In some embodiments, the heterocycloalkenyl is optionally substituted with halogen.

[0029] "Heteroaryl" refers to a 5- to 14-membered ring system radical comprising hydrogen atoms, one to thirteen carbon atoms, one to six heteroatoms selected from the group consisting of nitrogen, oxygen, phosphorous and sulfur, and at least one aromatic ring. In some embodiments, the heteroaryl comprises one to three heteroatoms selected from the group consisting of nitrogen, oxygen, and sulfur. In some embodiments, the heteroaryl comprises one to three heteroatoms selected from the group consisting of nitrogen and oxygen. In some embodiments, the heteroaryl comprises one to three nitrogens. In some embodiments, the heteroaryl comprises one or two nitrogens. In some embodiments, the heteroaryl comprises one nitrogen. The heteroaryl radical may be a monocyclic, bicyclic, tricyclic or tetracyclic ring system, which may include fused (when fused with a cycloalkyl or heterocycloalkyl ring, the heteroaryl is bonded through an aromatic ring atom) or bridged ring systems; and the nitrogen, carbon or sulfur atoms in the heteroaryl radical may be optionally oxidized; the nitrogen atom may be optionally quaternized. In some embodiments, the heteroaryl is a 5- to 10-membered heteroaryl. In some embodiments, the heteroaryl is a 5- to 6-membered heteroaryl. In some embodiments, the heteroaryl is a 6-membered heteroaryl. In some embodiments, the heteroaryl is a 5-membered heteroaryl. Examples include, but are not limited to, azepinyl, acridinyl, benzimidazolyl, benzothiazolyl, benzindolyl, benzodioxolyl, benzofuranyl, benzooxazolyl, benzothiazolyl, benzothiadiazolyl, benzo[b][1,4]dioxepinyl, 1,4-benzodioxanyl, benzonaphthofuranyl, benzoxazolyl, benzodioxolyl, benzodioxinyl, benzopyranyl, benzopyranonyl, benzofuranyl, benzofuranonyl, benzothienyl (benzothiophenyl), benzotriazolyl, benzo[4,6]imidazo[1,2-a]pyridinyl, carbazolyl, cinnolinyl, dibenzofuranyl, dibenzothiophenyl, furanyl, furanonyl, isothiazolyl, imidazolyl, indazolyl, indolyl, indazolyl, isoindolyl, indolinyl, isoindolinyl, isoquinolyl, indoliziny, isoxazolyl, naphthyridinyl, oxadiazolyl, 2-oxoazepinyl, oxazolyl, oxiranyl, 1-oxidopyridinyl, 1-oxidopyrimidinyl, 1-oxidopyrazinyl, 1-oxidopyridazinyl, 1-phenyl-1H-pyrrolyl, phenazinyl, phenothiazinyl, phenoxazinyl, phthalazinyl, pteridinyl, purinyl, pyrrolyl, pyrazolyl, pyridinyl, pyrazinyl, pyrimidinyl, pyridazinyl, quinazoliny, quinoxaliny, quinolinyl, quinuclidinyl, isoquinolinyl, tetrahydroquinolinyl, thiazolyl, thiadiazolyl, triazolyl, tetrazolyl, triazinyl, and thiophenyl (i.e., thienyl). Unless stated otherwise specifically in the specification, a heteroaryl may be optionally substituted as described below, for example, with halogen, amino, nitrile, nitro, hydroxyl, alkyl, alkenyl, alkynyl, haloalkyl, alkoxy, aryl, cycloalkyl, heterocycloalkyl, heteroaryl, and the like. In some embodiments, the heteroaryl is optionally substituted with halogen, methyl, ethyl, -CN, -CF₃, -OH, -OMe, -NH₂, or -NO₂. In some embodiments, the heteroaryl is optionally substituted with halogen, methyl, ethyl, -CN, -CF₃, -OH, or -OMe. In some embodiments, the heteroaryl is optionally substituted with halogen.

[0030] The term “optional” or “optionally” means that the subsequently described event or circumstance may or may not occur, and that the description includes instances where said event or circumstance occurs and instances in which it does not. For example, “optionally substituted alkyl” means either “alkyl” or “substituted alkyl” as defined above. Further, an optionally substituted group may be un-substituted (e.g., -CH₂CH₃), fully substituted (e.g., -CF₂CF₃), mono-substituted (e.g., -CH₂CH₂F) or substituted at a level anywhere in-between fully substituted and mono-substituted (e.g., -CH₂CHF₂, -CH₂CF₃, -CF₂CH₃, -CFHCHF₂, etc.). It will be understood by those skilled in the art with respect to any group containing one or more substituents that such groups are not intended to introduce any substitution or substitution patterns (e.g., substituted alkyl includes optionally substituted cycloalkyl groups, which in turn are defined as including optionally substituted alkyl groups, potentially ad infinitum) that are sterically impractical and/or synthetically non-feasible. Thus, any substituents described should generally be understood as having a maximum molecular weight of about 1,000 daltons, and more typically, up to about 500 daltons.

[0031] An “effective amount” or “therapeutically effective amount” refers to an amount of a compound administered to a mammalian subject, either as a single dose or as part of a series of doses, which is effective to produce a desired therapeutic effect.

[0032] “Treatment” of an individual (e.g. a mammal, such as a human) or a cell is any type of intervention used in an attempt to alter the natural course of the individual or cell. In some embodiments, treatment includes administration of a pharmaceutical composition, subsequent to the initiation of a pathologic event or contact with an etiologic agent and includes stabilization of the condition (e.g., condition does not worsen) or alleviation of the condition. In some embodiments, treatment also includes prophylactic treatment (e.g., administration of a composition described herein when an individual is suspected to be suffering from a viral infection, e.g., hepatitis B).

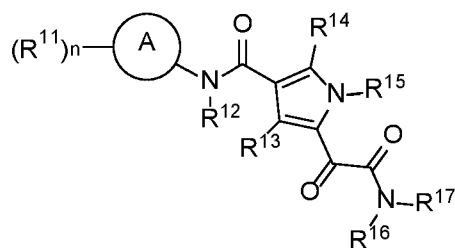
Compounds

[0033] Described herein are compounds of Formula (I), or a pharmaceutically acceptable salt, solvate, or stereoisomer thereof useful in the treatment of a hepatitis B infection. In some embodiments, the hepatitis B infection is a chronic hepatitis B infection.

The compounds described herein are for use in a method of treating a hepatitis B infection in a subject in combination with an antiviral suitable for the treatment of chronic hepatitis B infection.

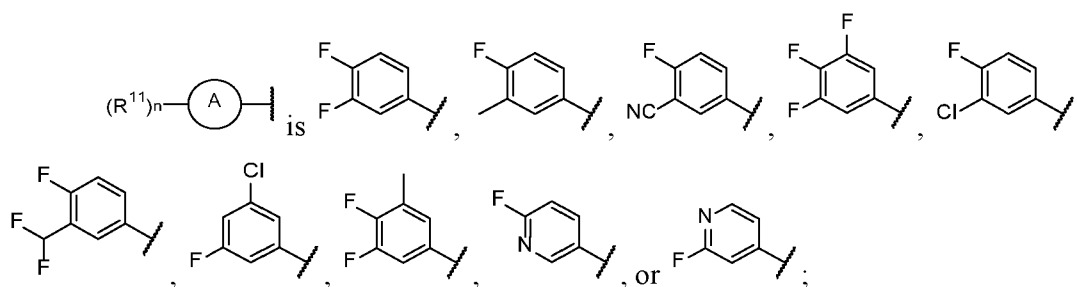
Alternatively the compounds described herein are provided in a combination with an antiviral suitable for the treatment of chronic hepatitis B infection.

[0035] Disclosed herein is a compound of Formula (I), or a pharmaceutically acceptable salt, solvate, or stereoisomer thereof:



(I),

wherein:



R^{12} is hydrogen or C_1 - C_6 alkyl;

R^{13} is hydrogen or C_1 - C_6 alkyl;

R^{14} is hydrogen or C_1 - C_6 alkyl;

R^{15} is hydrogen, C_1 - C_6 alkyl, or C_1 - C_6 hydroxyalkyl;

R^{16} is hydrogen or C_1 - C_6 alkyl;

R^{17} is hydrogen, $-CN$, $-OR^{20}$, C_1 - C_6 alkyl, C_1 - C_6 haloalkyl, C_1 - C_6 hydroxyalkyl, C_1 - C_6 aminoalkyl, C_2 - C_6 alkenyl, C_2 - C_6 alkynyl, cycloalkyl, heterocycloalkyl, aryl, heteroaryl, $-C_1$ - C_6 alkyl(aryl), $-C_1$ - C_6 alkyl(heteroaryl), $-C_1$ - C_6 alkyl(cycloalkyl), or $-C_1$ - C_6 alkyl(heterocycloalkyl); wherein each alkyl, alkenyl, alkynyl, cycloalkyl, heterocycloalkyl, aryl, and heteroaryl is independently optionally substituted with one, two, or three R^7 ;

or R^{16} and R^{17} are taken together with the nitrogen atom to which they are attached to form a heterocycloalkyl or a heterocycloalkenyl; each optionally substituted with one, two, or three R^8 ; each R^{20} is independently hydrogen, C_1 - C_6 alkyl, C_1 - C_6 haloalkyl, C_1 - C_6 hydroxyalkyl,

C_1 - C_6 aminoalkyl, C_2 - C_6 alkenyl, C_2 - C_6 alkynyl, cycloalkyl, heterocycloalkyl, aryl, or heteroaryl; wherein each alkyl, alkenyl, alkynyl, cycloalkyl, heterocycloalkyl, aryl, and heteroaryl is independently optionally substituted with one, two, or three R^7 ;

each R^8 is independently oxo, halogen, $-CN$, $-OH$, $-OR^a$, $-SH$, $-SR^a$, $-S(=O)R^a$, $-S(=O)_2R^a$, $-NO_2$, $-NR^bR^c$, $-NHS(=O)_2R^a$, $-S(=O)_2NR^bR^c$, $-C(=O)R^a$, $-OC(=O)R^a$, $-C(=O)OR^b$, $-OC(=O)OR^b$, $-C(=O)NR^bR^c$, $-OC(=O)NR^bR^c$, $-NR^bC(=O)NR^bR^c$, $-NR^bC(=O)R^a$, $-NR^bC(=O)OR^b$, C_1 - C_6 alkyl, C_1 - C_6 haloalkyl, C_1 - C_6 hydroxyalkyl, C_1 - C_6 aminoalkyl, C_2 - C_6 alkenyl, C_2 - C_6 alkynyl, cycloalkyl,

heterocycloalkyl, aryl, heteroaryl, -C₁-C₆alkyl(aryl), -C₁-C₆alkyl(heteroaryl), -C₁-C₆alkyl(cycloalkyl), or -C₁-C₆alkyl(heterocycloalkyl); wherein each alkyl, alkenyl, alkynyl, cycloalkyl, heterocycloalkyl, aryl, and heteroaryl is independently optionally substituted with one, two, or three oxo, halogen, -CN, -OH, -OMe, -S(=O)Me, -S(=O)₂Me, -NH₂, -S(=O)₂NH₂, -C(=O)Me, -C(=O)OH, -C(=O)OMe, C₁-C₆alkyl, C₁-C₆haloalkyl, C₁-C₆hydroxyalkyl, or C₁-C₆aminoalkyl;

each R⁷ is independently oxo, halogen, -CN, -OH, -OR^a, -SH, -SR^a, -S(=O)R^a, -S(=O)₂R^a, -NO₂, -NR^bR^c, -NHS(=O)₂R^a, -S(=O)₂NR^bR^c, -C(=O)R^a, -OC(=O)R^a, -C(=O)OR^b, -OC(=O)OR^b, -C(=O)NR^bR^c, -OC(=O)NR^bR^c, -NR^bC(=O)NR^bR^c, -NR^bC(=O)R^a, -NR^bC(=O)OR^b, C₁-C₆alkyl, C₁-C₆haloalkyl, C₁-C₆hydroxyalkyl, C₁-C₆aminoalkyl, C₂-C₆alkenyl, C₂-C₆alkynyl, cycloalkyl, heterocycloalkyl, aryl, heteroaryl, -C₁-C₆alkyl(aryl), -C₁-C₆alkyl(heteroaryl), -C₁-C₆alkyl(cycloalkyl), or -C₁-C₆alkyl(heterocycloalkyl); wherein each alkyl, alkenyl, alkynyl, cycloalkyl, heterocycloalkyl, aryl, and heteroaryl is independently optionally substituted with one, two, or three R^{7a};

each R^{7a} is independently oxo, halogen, -CN, -OH, -OR^a, -NR^bR^c, -C(=O)R^a, -C(=O)OR^b, -C(=O)NR^bR^c, C₁-C₆alkyl, C₁-C₆haloalkyl, C₁-C₆hydroxyalkyl, or C₁-C₆aminoalkyl;

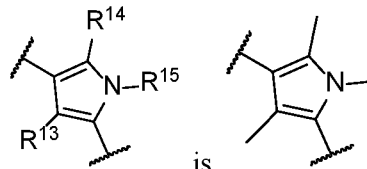
each R^a is independently C₁-C₆alkyl, C₁-C₆haloalkyl, C₁-C₆hydroxyalkyl, C₁-C₆aminoalkyl, C₂-C₆alkenyl, C₂-C₆alkynyl, cycloalkyl, heterocycloalkyl, aryl, or heteroaryl; wherein each alkyl, alkenyl, alkynyl, cycloalkyl, heterocycloalkyl, aryl, and heteroaryl is independently optionally substituted with one, two, or three oxo, halogen, -CN, -OH, -OMe, -S(=O)Me, -S(=O)₂Me, -NH₂, -S(=O)₂NH₂, -C(=O)Me, -C(=O)OH, -C(=O)OMe, C₁-C₆alkyl, C₁-C₆haloalkyl, C₁-C₆hydroxyalkyl, or C₁-C₆aminoalkyl; and

each R^b and R^c are independently hydrogen, C₁-C₆alkyl, C₁-C₆haloalkyl, C₁-C₆hydroxyalkyl, C₁-C₆aminoalkyl, C₂-C₆alkenyl, C₂-C₆alkynyl, cycloalkyl, heterocycloalkyl, aryl, or heteroaryl; wherein each alkyl, alkenyl, alkynyl, cycloalkyl, heterocycloalkyl, aryl, and heteroaryl is independently optionally substituted with one, two, or three oxo, halogen, -CN, -OH, -OMe, -S(=O)Me, -S(=O)₂Me, -NH₂, -S(=O)₂NH₂, -C(=O)Me, -C(=O)OH, -C(=O)OMe, C₁-C₆alkyl, C₁-C₆haloalkyl, C₁-C₆hydroxyalkyl, or C₁-C₆aminoalkyl;

or R^b and R^c are taken together with the atom to which they are attached to form a heterocycloalkyl optionally substituted with one, two, or three oxo, halogen, -CN, -OH, -OMe, -S(=O)Me, -S(=O)₂Me, -NH₂, -S(=O)₂NH₂, -C(=O)Me, -C(=O)OH, -C(=O)OMe, C₁-C₆alkyl, C₁-C₆haloalkyl, C₁-C₆hydroxyalkyl, or C₁-C₆aminoalkyl.

[0036] In a compound of Formula (I), R¹⁴ is hydrogen or C₁-C₆alkyl. In some embodiment of a compound of Formula (I), R¹⁴ is C₁-C₆alkyl.

[0039] In a compound of Formula (I), R¹⁵ is hydrogen, C₁-C₆alkyl, or C₁-C₆hydroxyalkyl. In some embodiment of a compound of Formula (I), R¹⁵ is hydrogen or C₁-C₆alkyl. In some embodiment of a compound of Formula (I), R¹⁵ is C₁-C₆alkyl.



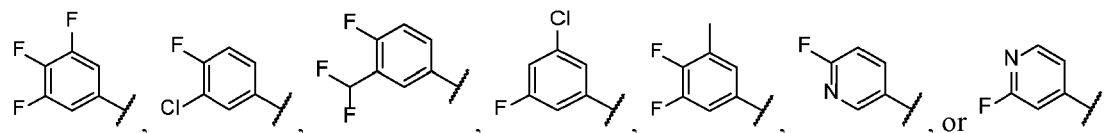
[0046] In some embodiment of a compound of Formula (I),

is

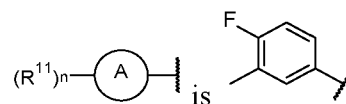
[0060] In a compound of Formula (I), R¹² is hydrogen or C₁-C₆alkyl. In some embodiment of a compound of Formula (I), R¹² is hydrogen. In some embodiment of a compound of Formula (I), R¹² is C₁-C₆alkyl.

[0061] In a compound of Formula (I), R¹³ is hydrogen or C₁-C₆alkyl. In some embodiment of a compound of Formula (I), R¹³ is C₁-C₆alkyl.

[0073] In a compound of Formula (I), (R¹¹)_n-A is



[0074] In some embodiment of a compound of Formula (I), (Ia)-(Id),



[0075] In a compound of Formula (I), R¹⁶ is hydrogen or C₁-C₆alkyl. In some embodiment of a compound of Formula (I), R¹⁶ is hydrogen.

[0076] In some embodiment of a compound of Formula (I), R¹⁷ is hydrogen, -CN, -OR²⁰, C₁-C₆alkyl, C₁-C₆haloalkyl, C₁-C₆hydroxyalkyl, C₁-C₆aminoalkyl, C₂-C₆alkenyl, C₂-C₆alkynyl, C₃-C₁₅cycloalkyl, C₂-C₁₅heterocycloalkyl, phenyl, 5- or 6-membered heteroaryl, -C₁-C₆alkyl(phenyl), -C₁-C₆alkyl(5- or 6-membered heteroaryl), -C₁-C₆alkyl(C₃-C₁₅cycloalkyl), or -C₁-C₆alkyl(C₂-C₁₅heterocycloalkyl); wherein each alkyl, alkenyl, alkynyl, cycloalkyl, heterocycloalkyl, aryl, and heteroaryl is independently optionally substituted with one, two, or three R⁷.

[0077] In some embodiment of a compound of Formula (I), R¹⁷ is hydrogen, -CN, -OR²⁰, C₁-C₆alkyl, C₁-C₆haloalkyl, C₁-C₆hydroxyalkyl, C₁-C₆aminoalkyl, C₂-C₆alkenyl, C₂-C₆alkynyl, C₃-C₁₀cycloalkyl, C₂-C₁₀heterocycloalkyl, phenyl, 5- or 6-membered heteroaryl, -C₁-C₆alkyl(phenyl), -C₁-C₆alkyl(5- or 6-membered heteroaryl), -C₁-C₆alkyl(C₃-C₁₀cycloalkyl), or -C₁-C₆alkyl(C₂-C₁₀heterocycloalkyl); wherein each alkyl, alkenyl, alkynyl, cycloalkyl, heterocycloalkyl, aryl, and heteroaryl is independently optionally substituted with one, two, or three R⁷.

[0078] In some embodiment of a compound of Formula (I), R¹⁷ is -OR²⁰, C₁-C₆alkyl, C₁-C₆haloalkyl, C₁-C₆hydroxyalkyl, C₁-C₆aminoalkyl, C₂-C₆alkynyl, C₃-C₁₀cycloalkyl, C₃-C₁₀heterocycloalkyl, phenyl, 5- or 6-membered heteroaryl, -C₁-C₆alkyl(phenyl), -C₁-C₆alkyl(5- or 6-membered heteroaryl), -C₁-C₆alkyl(C₃-C₁₀cycloalkyl), or -C₁-C₆alkyl(C₂-C₁₀heterocycloalkyl); wherein each alkyl, alkynyl, cycloalkyl, heterocycloalkyl, aryl, and heteroaryl is independently optionally substituted with one, two, or three R⁷.

[0079] In some embodiment of a compound of Formula (I), R¹⁷ is -OR²⁰, C₁-C₆alkyl, C₁-C₆haloalkyl, C₁-C₆hydroxyalkyl, C₁-C₆aminoalkyl, C₂-C₆alkynyl, C₃-C₁₀cycloalkyl, C₂-C₁₀heterocycloalkyl, phenyl, 5- or 6-membered heteroaryl, -C₁-C₆alkyl(5- or 6-membered heteroaryl), -C₁-C₆alkyl(C₃-C₁₀cycloalkyl), or -C₁-C₆alkyl(C₂-C₁₀heterocycloalkyl); wherein each alkyl, alkynyl, cycloalkyl, heterocycloalkyl, aryl, and heteroaryl is independently optionally substituted with one, two, or three R⁷.

[0080] In some embodiment of a compound of Formula (I), R¹⁷ is -OR²⁰, C₁-C₆alkyl, C₁-C₆haloalkyl, C₁-C₆hydroxyalkyl, C₁-C₆aminoalkyl, C₂-C₆alkynyl, cycloalkyl, heterocycloalkyl, aryl, heteroaryl, -C₁-C₆alkyl(aryl), -C₁-C₆alkyl(heteroaryl), -C₁-C₆alkyl(cycloalkyl), or -C₁-C₆alkyl(heterocycloalkyl); wherein each alkyl, alkynyl, cycloalkyl, heterocycloalkyl, aryl, and heteroaryl is independently optionally substituted with one, two, or three R⁷.

[0081] In some embodiment of a compound of Formula (I), R¹⁷ is -OR²⁰, C₁-C₆alkyl, C₁-C₆haloalkyl, C₁-C₆hydroxyalkyl, C₁-C₆aminoalkyl, C₂-C₆alkynyl, cycloalkyl, heterocycloalkyl, aryl, heteroaryl, -C₁-C₆alkyl(heteroaryl), -C₁-C₆alkyl(cycloalkyl), or -C₁-C₆alkyl(heterocycloalkyl); wherein each alkyl, alkynyl, cycloalkyl, heterocycloalkyl, aryl, and heteroaryl is independently optionally substituted with one, two, or three R⁷.

[0082] In some embodiment of a compound of Formula (I), R¹⁷ is -OR²⁰, C₁-C₆alkyl, C₁-C₆haloalkyl, C₁-C₆hydroxyalkyl, C₁-C₆aminoalkyl, C₂-C₆alkynyl, cycloalkyl, heterocycloalkyl, aryl, heteroaryl, -C₁-C₆alkyl(aryl), -C₁-C₆alkyl(heteroaryl), -C₁-C₆alkyl(cycloalkyl), or -C₁-C₆alkyl(heterocycloalkyl); wherein each alkyl, cycloalkyl, heterocycloalkyl, aryl, and heteroaryl is independently optionally substituted with one, two, or three R⁷.

[0083] In some embodiment of a compound of Formula (I), R¹⁷ is -OR²⁰, C₁-C₆alkyl, C₁-C₆haloalkyl, C₁-C₆hydroxyalkyl, C₁-C₆aminoalkyl, cycloalkyl, heterocycloalkyl, -C₁-C₆alkyl(aryl), -C₁-C₆alkyl(heteroaryl), -C₁-C₆alkyl(cycloalkyl), or -C₁-C₆alkyl(heterocycloalkyl); wherein each alkyl, cycloalkyl, heterocycloalkyl, aryl, and heteroaryl is independently optionally substituted with one, two, or three R⁷.

[0084] In some embodiment of a compound of Formula (I), R¹⁷ is -OR²⁰, C₁-C₆alkyl, C₁-C₆haloalkyl, C₁-C₆hydroxyalkyl, cycloalkyl, heterocycloalkyl, -C₁-C₆alkyl(heteroaryl), or -

C₁-C₆alkyl(cycloalkyl); wherein each alkyl, cycloalkyl, heterocycloalkyl, and heteroaryl is independently optionally substituted with one, two, or three R⁷.

[0085] In some embodiment of a compound of Formula (I), R¹⁷ is C₁-C₆alkyl, C₁-C₆haloalkyl, C₁-C₆hydroxyalkyl, or cycloalkyl; each optionally substituted with one, two, or three R⁷.

[0086] In some embodiment of a compound of Formula (I), R¹⁷ is C₁-C₆hydroxyalkyl, cycloalkyl, or heterocycloalkyl; each optionally substituted with one, two, or three R⁷.

[0087] In some embodiment of a compound of Formula (I), R¹⁷ is C₁-C₆alkyl or cycloalkyl; each optionally substituted with one, two, or three R⁷. In some embodiment of a compound of Formula (I), R¹⁷ is C₁-C₆alkyl optionally substituted with one, two, or three R⁷.

[0088] In some embodiment of a compound of Formula (I), R¹⁷ is C₁-C₆haloalkyl, C₁-C₆hydroxyalkyl or cycloalkyl; each optionally substituted with one, two, or three R⁷. In some embodiment of a compound of Formula (I), R¹⁷ is C₁-C₆haloalkyl optionally substituted with one, two, or three R⁷. In some embodiment of a compound of Formula (I), R¹⁷ is C₁-C₆hydroxyalkyl optionally substituted with one, two, or three R⁷. In some embodiment of a compound of Formula (I), R¹⁷ is cycloalkyl optionally substituted with one, two, or three R⁷.

[0089] In some embodiment of a compound of Formula (I), each alkyl, alkenyl, alkynyl, cycloalkyl, heterocycloalkyl, aryl, or heteroaryl in R¹⁶ or R¹⁷ is optionally substituted with one, two, or three R⁷. In some embodiment of a compound of Formula (I), each alkyl, alkenyl, alkynyl, cycloalkyl, heterocycloalkyl, heterocycloalkenyl, aryl, or heteroaryl in R¹⁶ or R¹⁷ is optionally substituted with one or two R⁷. In some embodiment of a compound of Formula (I), each alkyl, alkenyl, alkynyl, cycloalkyl, heterocycloalkyl, aryl, or heteroaryl in R¹⁶ or R¹⁷ is optionally substituted with one R⁷. In some embodiment of a compound of Formula (I), each alkyl, alkenyl, alkynyl, cycloalkyl, heterocycloalkyl, aryl, or heteroaryl in R¹⁶ or R¹⁷ is optionally substituted with two R⁷. In some embodiment of a compound of Formula (I), each each alkyl, alkenyl, alkynyl, cycloalkyl, heterocycloalkyl, aryl, or heteroaryl in R¹⁶ or R¹⁷ is optionally substituted with three R⁷.

[0090] In some embodiment of a compound of Formula (I), each R⁷ is independently oxo, halogen, -CN, -OH, -OR^a, -S(=O)₂R^a, -NR^bR^c, -NHS(=O)₂R^a, -S(=O)₂NR^bR^c, -C(=O)R^a, -C(=O)OR^b, -C(=O)NR^bR^c, -NR^bC(=O)R^a, C₁-C₆alkyl, C₁-C₆haloalkyl, C₁-C₆hydroxyalkyl, C₁-C₆aminoalkyl, cycloalkyl, heterocycloalkyl, aryl, or heteroaryl; wherein each alkyl, alkenyl, alkynyl, cycloalkyl, heterocycloalkyl, aryl, and heteroaryl is independently optionally substituted with one, two, or three R^{7a}.

[0091] In some embodiment of a compound of Formula (I), each R⁷ is independently oxo, halogen, -CN, -OH, -OR^a, -S(=O)₂R^a, -NR^bR^c, -NHS(=O)₂R^a, -C(=O)R^a, -C(=O)OR^b, -C(=O)NR^bR^c, -NR^bC(=O)R^a, C₁-C₆alkyl, C₁-C₆haloalkyl, C₁-C₆hydroxyalkyl, cycloalkyl, heterocycloalkyl, or

heteroaryl; wherein each alkyl, alkenyl, alkynyl, cycloalkyl, heterocycloalkyl, aryl, and heteroaryl is independently optionally substituted with one, two, or three R^{7a}.

[0092] In some embodiment of a compound of Formula (I), each R⁷ is independently halogen, -CN, -OH, -OR^a, -NR^bR^c, -C(=O)R^a, -C(=O)OR^b, -C(=O)NR^bR^c, C₁-C₆alkyl, C₁-C₆haloalkyl, C₁-C₆hydroxyalkyl, cycloalkyl, heterocycloalkyl, aryl, or heteroaryl; wherein each alkyl, cycloalkyl, heterocycloalkyl, aryl, and heteroaryl is independently optionally substituted with one, two, or three R^{7a}.

[0093] In some embodiment of a compound of Formula (I), each R⁷ is independently halogen, -CN, -OH, -OR^a, -NR^bR^c, -C(=O)R^a, -C(=O)OR^b, -C(=O)NR^bR^c, C₁-C₆alkyl, C₁-C₆haloalkyl, C₁-C₆hydroxyalkyl, cycloalkyl, heterocycloalkyl, aryl, or heteroaryl; wherein each alkyl, cycloalkyl, heterocycloalkyl, aryl, and heteroaryl is independently optionally substituted with one, two, or three R^{7a}.

[0094] In some embodiment of a compound of Formula (I), each R⁷ is independently halogen, -CN, -OH, -OR^a, -NR^bR^c, -C(=O)OR^b, -C(=O)NR^bR^c, C₁-C₆alkyl, C₁-C₆haloalkyl, C₁-C₆hydroxyalkyl, cycloalkyl, or heteroaryl; wherein each alkyl, cycloalkyl, heterocycloalkyl, and heteroaryl is independently optionally substituted with one, two, or three R^{7a}. In some embodiment of a compound of Formula (I), each R⁷ is independently halogen, -OH, -OR^a, -C(=O)OR^b, -C(=O)NR^bR^c, C₁-C₆alkyl, or heteroaryl; wherein each alkyl, cycloalkyl and heteroaryl is independently optionally substituted with one, two, or three R^{7a}. In some embodiment of a compound of Formula (I), each R⁷ is independently halogen, -C(=O)OR^b, -C(=O)NR^bR^c, C₁-C₆alkyl, or heteroaryl; wherein each alkyl, cycloalkyl and heteroaryl is independently optionally substituted with one, two, or three R^{7a}. In some embodiment of a compound of Formula (I), each R⁷ is independently halogen, -C(=O)OR^b, -C(=O)NR^bR^c, or heteroaryl optionally substituted with one, two, or three R^{7a}. In some embodiment of a compound of Formula (I), each R⁷ is independently halogen, -C(=O)OR^b, or -C(=O)NR^bR^c. In some embodiment of a compound of Formula (I), each R⁷ is independently -C(=O)OR^b or -C(=O)NR^bR^c.

[0095] In some embodiment of a compound of Formula (I), each alkyl, alkenyl, alkynyl, cycloalkyl, heterocycloalkyl, aryl, or heteroaryl in R⁷ is optionally substituted with one, two, or three R^{7a}. In some embodiment of a compound of Formula (I), each alkyl, alkenyl, alkynyl, cycloalkyl, heterocycloalkyl, aryl, or heteroaryl in R⁷ is optionally substituted with one or two R^{7a}. In some embodiment of a compound of Formula (I), each alkyl, alkenyl, alkynyl, cycloalkyl, heterocycloalkyl, aryl, or heteroaryl in R⁷ is optionally substituted with one R^{7a}. In some embodiment of a compound of Formula (I), each alkyl, alkenyl, alkynyl, cycloalkyl, heterocycloalkyl, aryl, or heteroaryl in R⁷ is optionally substituted with two R^{7a}. In some embodiment of a compound of Formula (I), each alkyl, alkenyl, alkynyl, cycloalkyl, heterocycloalkyl, aryl, or heteroaryl in R⁷ is optionally substituted with three R^{7a}.

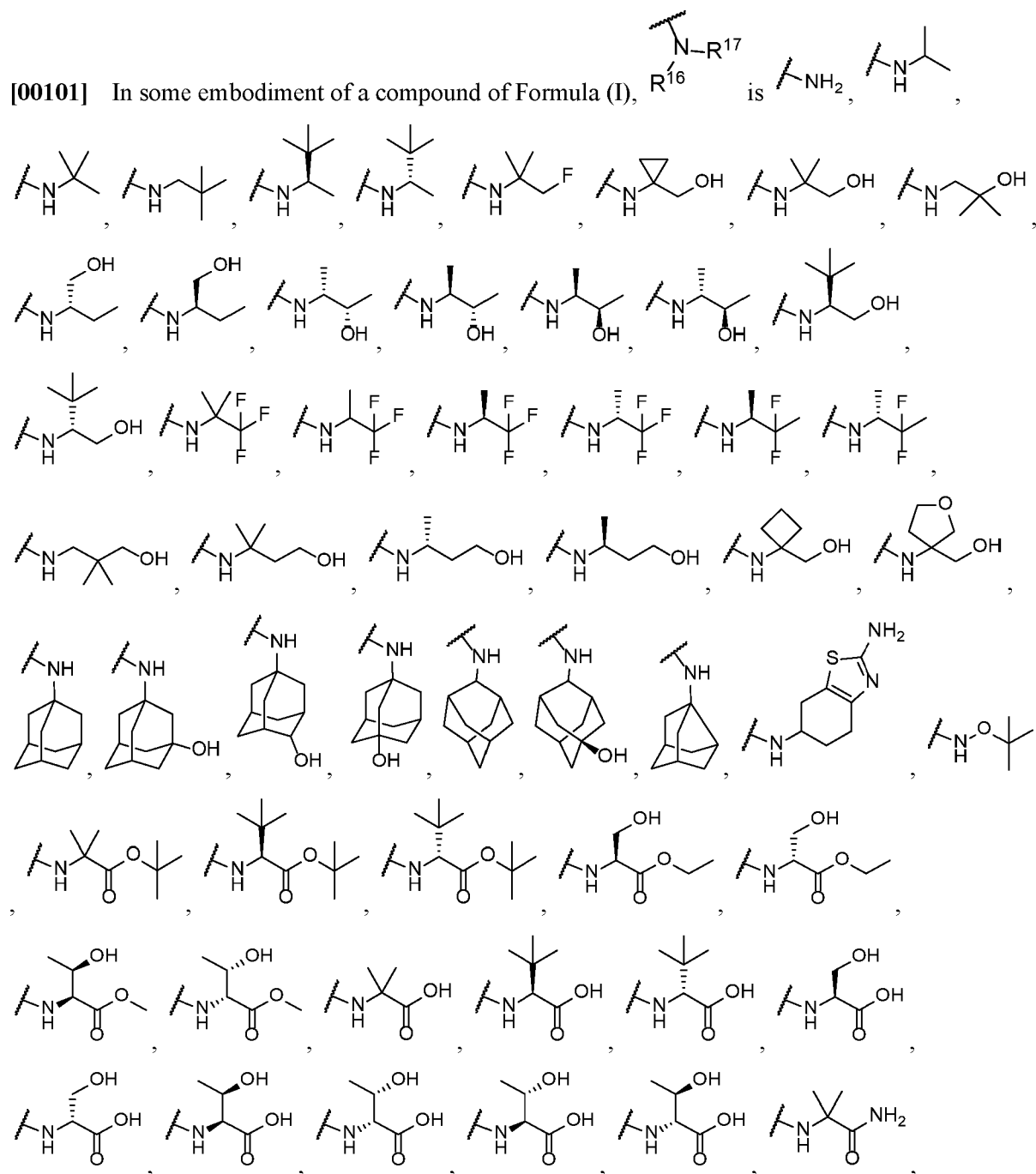
[0097] In some embodiment of a compound of Formula (I), each R^{7a} is independently halogen, -CN, -OH, -OR^a, -NR^bR^c, C₁-C₆alkyl, or C₁-C₆haloalkyl. In some embodiment of a compound of Formula (I), each R^{7a} is independently oxo, halogen, -CN, -OH, -OMe, -NH₂, Me, or CF₃. In some embodiment of a compound of Formula (I), each R^{7a} is independently halogen, C₁-C₆alkyl, or C₁-C₆haloalkyl. In some embodiment of a compound of Formula (I), each R^{7a} is independently halogen.

[0098] In some embodiment of a compound of Formula (I), R¹⁶ and R¹⁷ are taken together with the nitrogen atom to which they are attached to form a heterocycloalkyl optionally substituted with one, two, or three R⁸. In some embodiment of a compound of Formula (I), R¹⁶ and R¹⁷ are taken together with the nitrogen atom to which they are attached to form a heterocycloalkyl optionally substituted with one, two, or three R⁸; wherein the heterocycloalkyl is pyrrolidine, piperidine, morpholine, or piperazine. In some embodiment of a compound of Formula (I), R¹⁶ and R¹⁷ are taken together with the nitrogen atom to which they are attached to form a heterocycloalkyl optionally substituted with one, two, or three R⁸; wherein the heterocycloalkyl is piperidine.

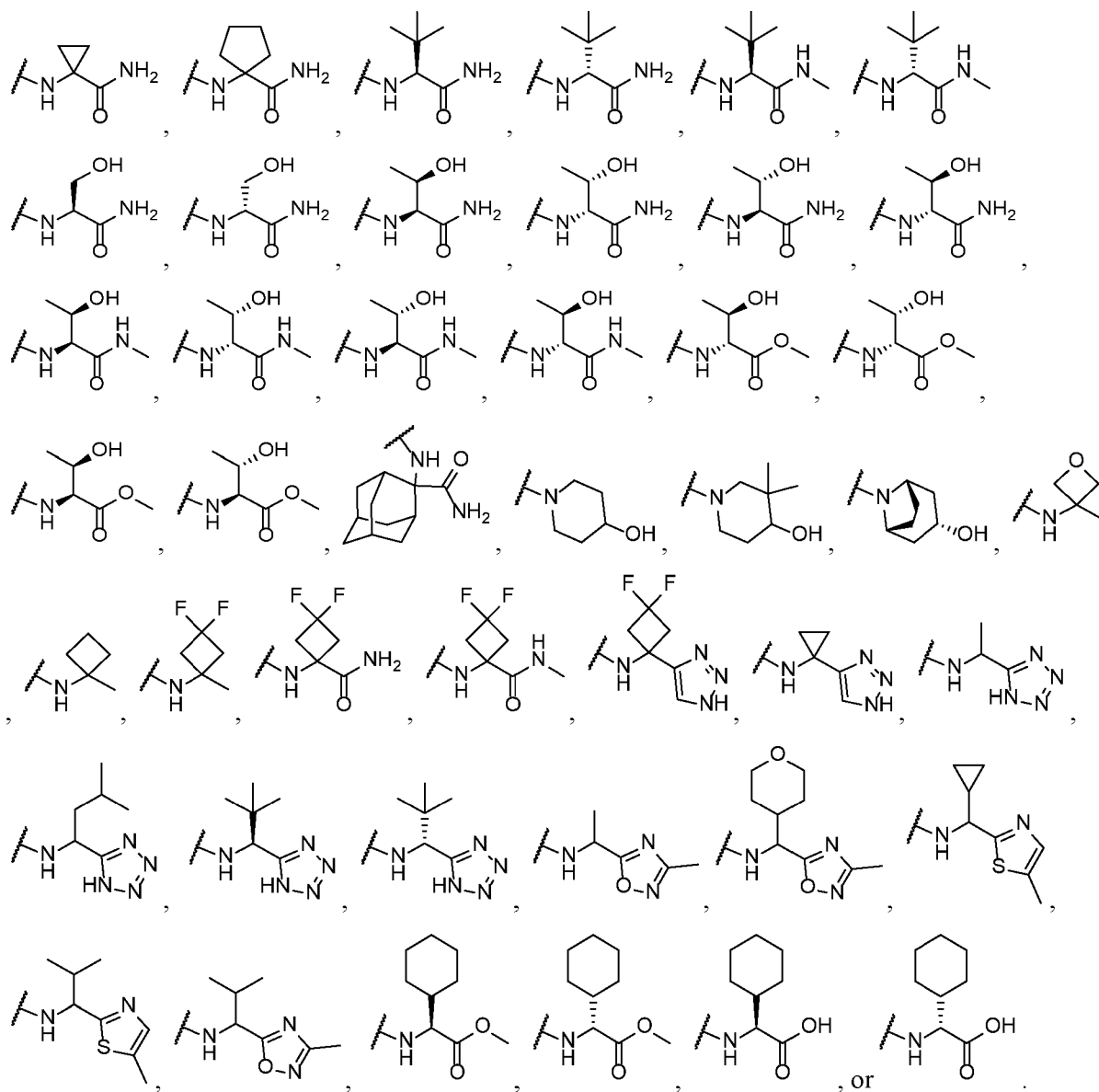
[0099] In some embodiment of a compound of Formula (I), the heterocycloalkyl or heterocycloalkenyl formed when R¹⁶ and R¹⁷ are taken together is optionally substituted with one, two, or three R⁸. In some embodiment of a compound of Formula (I), the heterocycloalkyl or heterocycloalkenyl formed when R¹⁶ and R¹⁷ are taken together is optionally substituted with one or two R⁸. In some embodiment of a compound of Formula (I), the heterocycloalkyl or heterocycloalkenyl formed when R¹⁶ and R¹⁷ are taken together is optionally substituted with one R⁸. In some embodiment of a compound of Formula (I), the heterocycloalkyl or heterocycloalkenyl formed when R¹⁶ and R¹⁷ are taken together is optionally substituted with two R⁸. In some embodiment of a compound of Formula (I), the heterocycloalkyl or heterocycloalkenyl formed when R¹⁶ and R¹⁷ are taken together is optionally substituted with three R⁸.

[00100] In some embodiment of a compound of Formula (I), each R⁸ is independently oxo, halogen, -CN, -OH, -OR^a, -NR^bR^c, -C(=O)R^a, -C(=O)OR^b, C₁-C₆alkyl, C₁-C₆haloalkyl, C₁-C₆hydroxyalkyl, C₁-C₆aminoalkyl, cycloalkyl, or heterocycloalkyl; wherein each alkyl, cycloalkyl, and heterocycloalkyl is independently optionally substituted with one, two, or three oxo, halogen, -CN, -OH, -OMe, -NH₂, C₁-C₆alkyl, C₁-C₆haloalkyl, C₁-C₆hydroxyalkyl, or C₁-C₆aminoalkyl. In some embodiment of a compound of Formula (I), each R⁸ is independently oxo, halogen, -CN, -OH, -OR^a, -NR^bR^c, C₁-C₆alkyl, C₁-C₆haloalkyl, C₁-C₆hydroxyalkyl, or C₁-C₆aminoalkyl; wherein each alkyl is independently optionally substituted with one, two, or three oxo, halogen, -CN, -OH, -OMe, -NH₂, C₁-C₆alkyl, or C₁-C₆haloalkyl. In some embodiment of a compound of Formula (I), each R⁸ is independently oxo, halogen, -CN, -OH, -OR^a, -NR^bR^c, C₁-C₆alkyl, C₁-C₆haloalkyl; wherein each alkyl is independently optionally substituted with one, two, or three oxo, halogen, -CN, -OH, -OMe, -NH₂,

C₁-C₆alkyl, or C₁-C₆haloalkyl. In some embodiment of a compound of Formula (I), (Ia)-(Id), each R⁸ is independently oxo, halogen, -CN, -OH, -OR^a, -NR^bR^c, C₁-C₆alkyl, C₁-C₆haloalkyl. In some embodiment of a compound of Formula (I), each R⁸ is independently halogen, -CN, -OH, -OR^a, -NR^bR^c, C₁-C₆alkyl, C₁-C₆haloalkyl, or C₁-C₆hydroxyalkyl. In some embodiment of a compound of Formula (I), each R⁸ is independently oxo, halogen, -CN, -OH, -OMe, -NH₂, Me, or CF₃. In some embodiment of a compound of Formula (I), each R⁸ is independently -OH or C₁-C₆alkyl. In some embodiment of a compound of Formula (I), each R⁸ is independently oxo, halogen, -CN, -OH, -OR^a, -NR^bR^c, C₁-C₆alkyl, C₁-C₆haloalkyl, or C₁-C₆hydroxyalkyl.

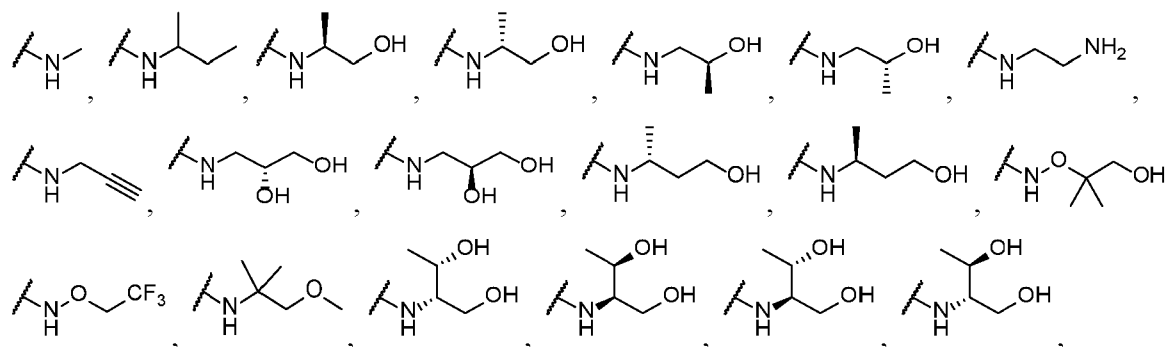


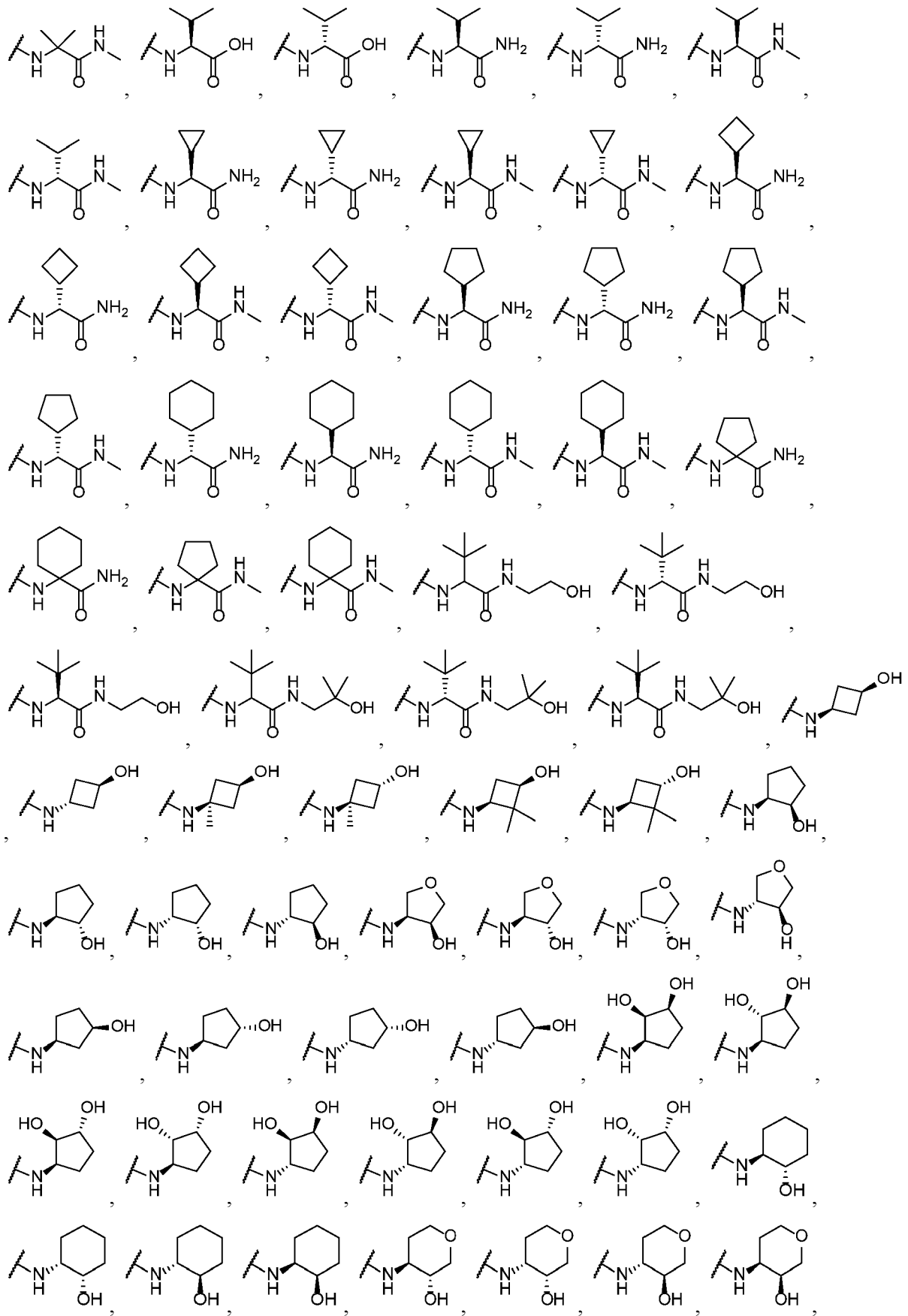
07 10 22



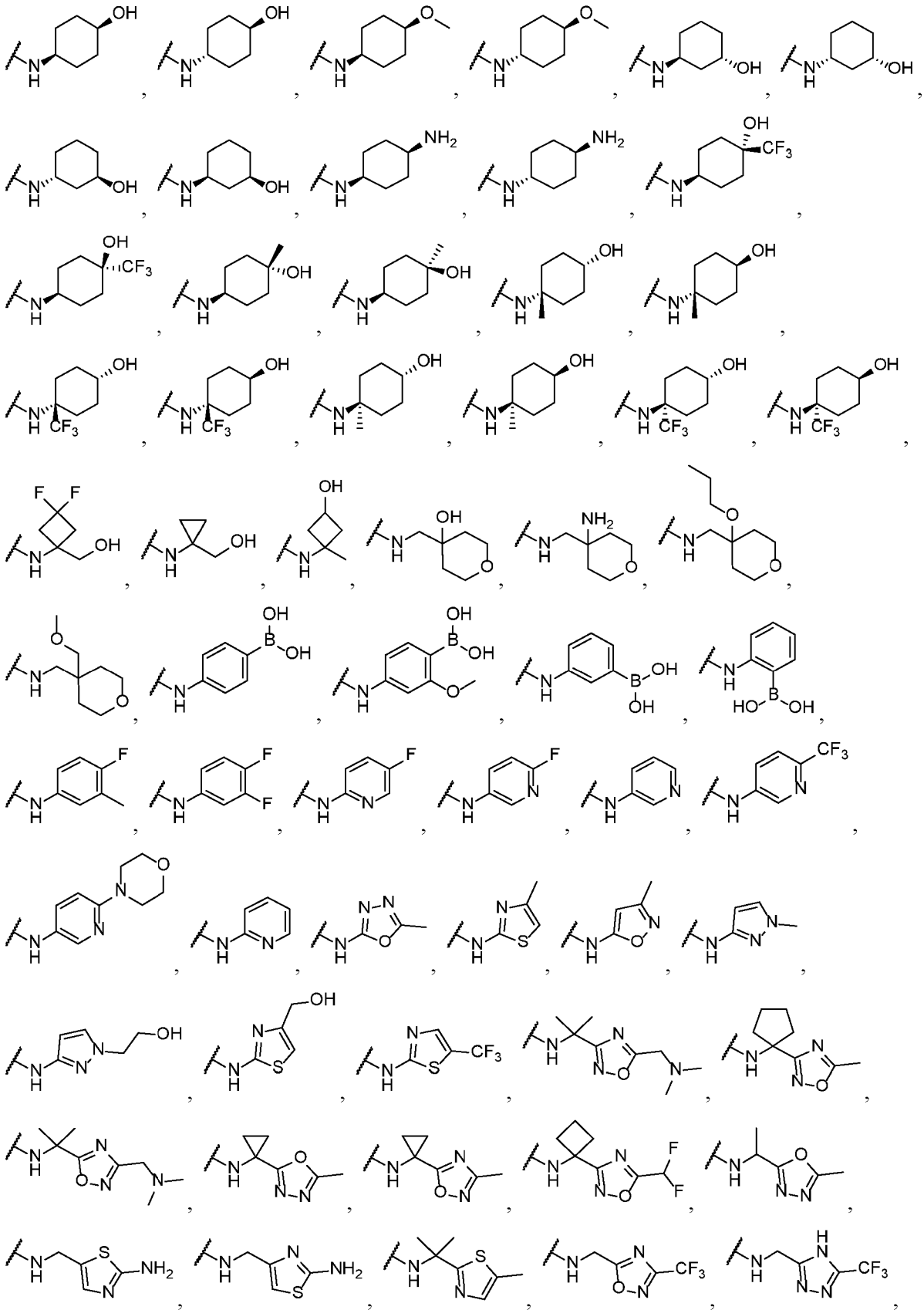
07 10 22

[00102] In some embodiment of a compound of Formula (I), R^{16} is

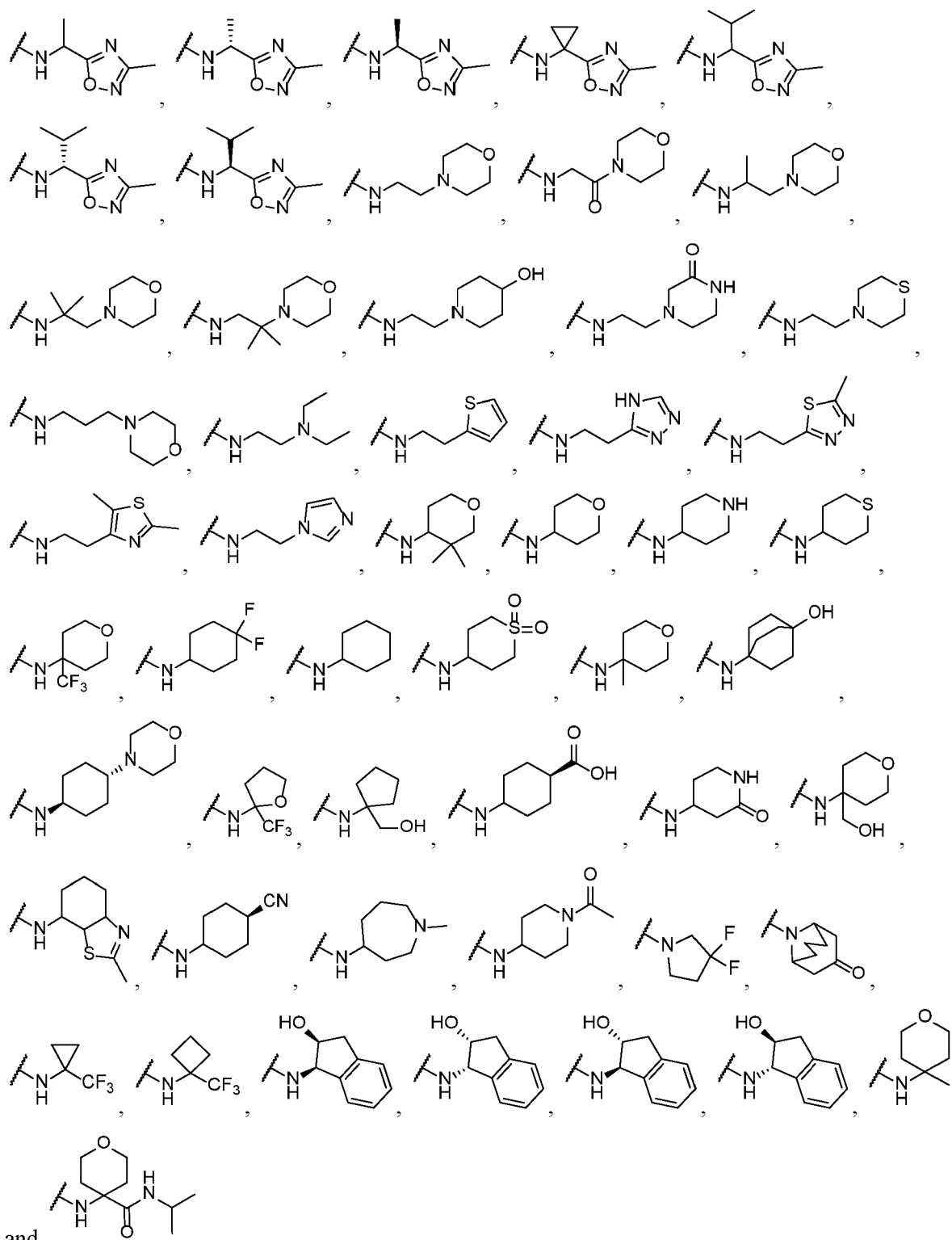




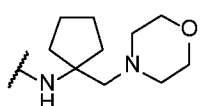
07 10 22

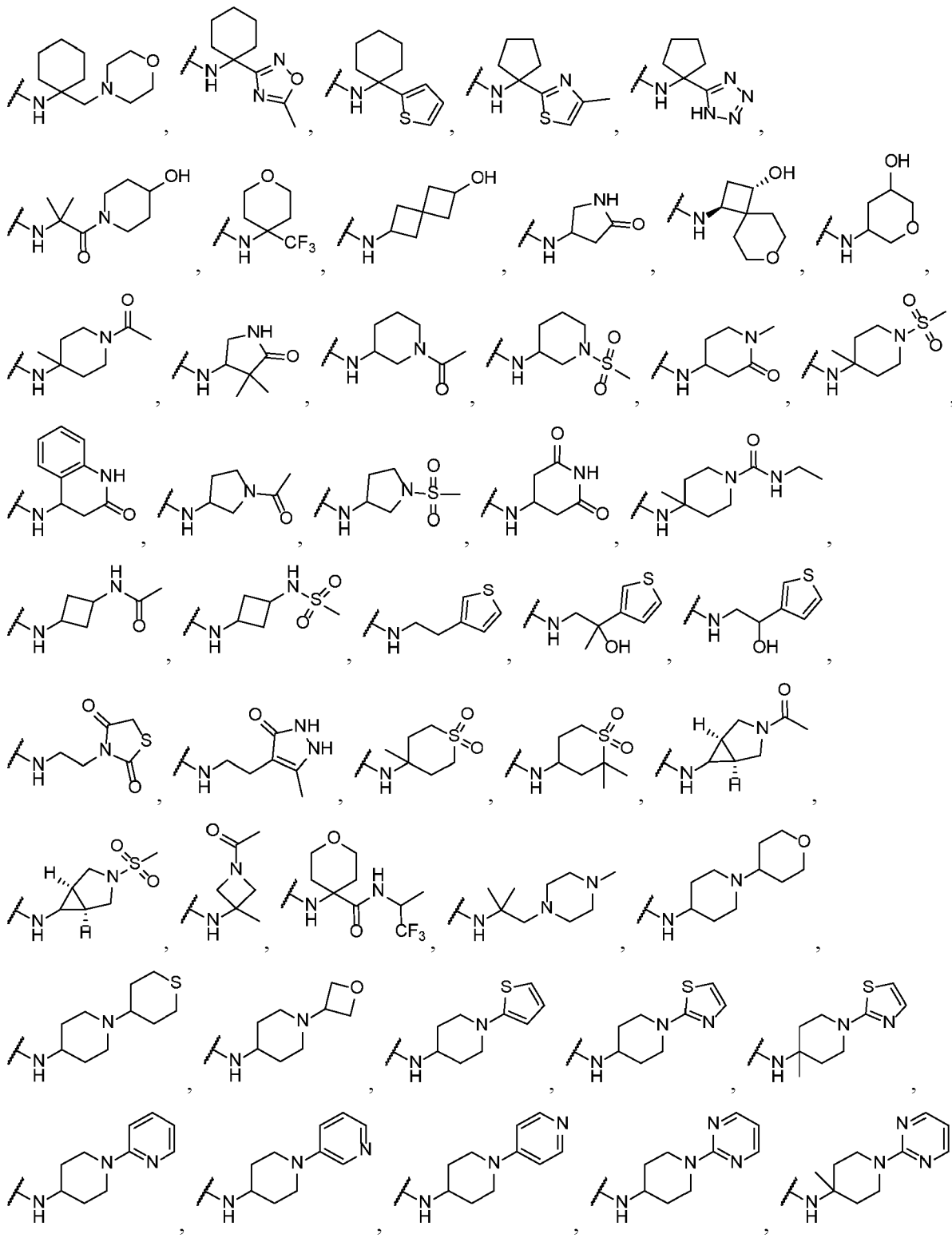


07 10 22

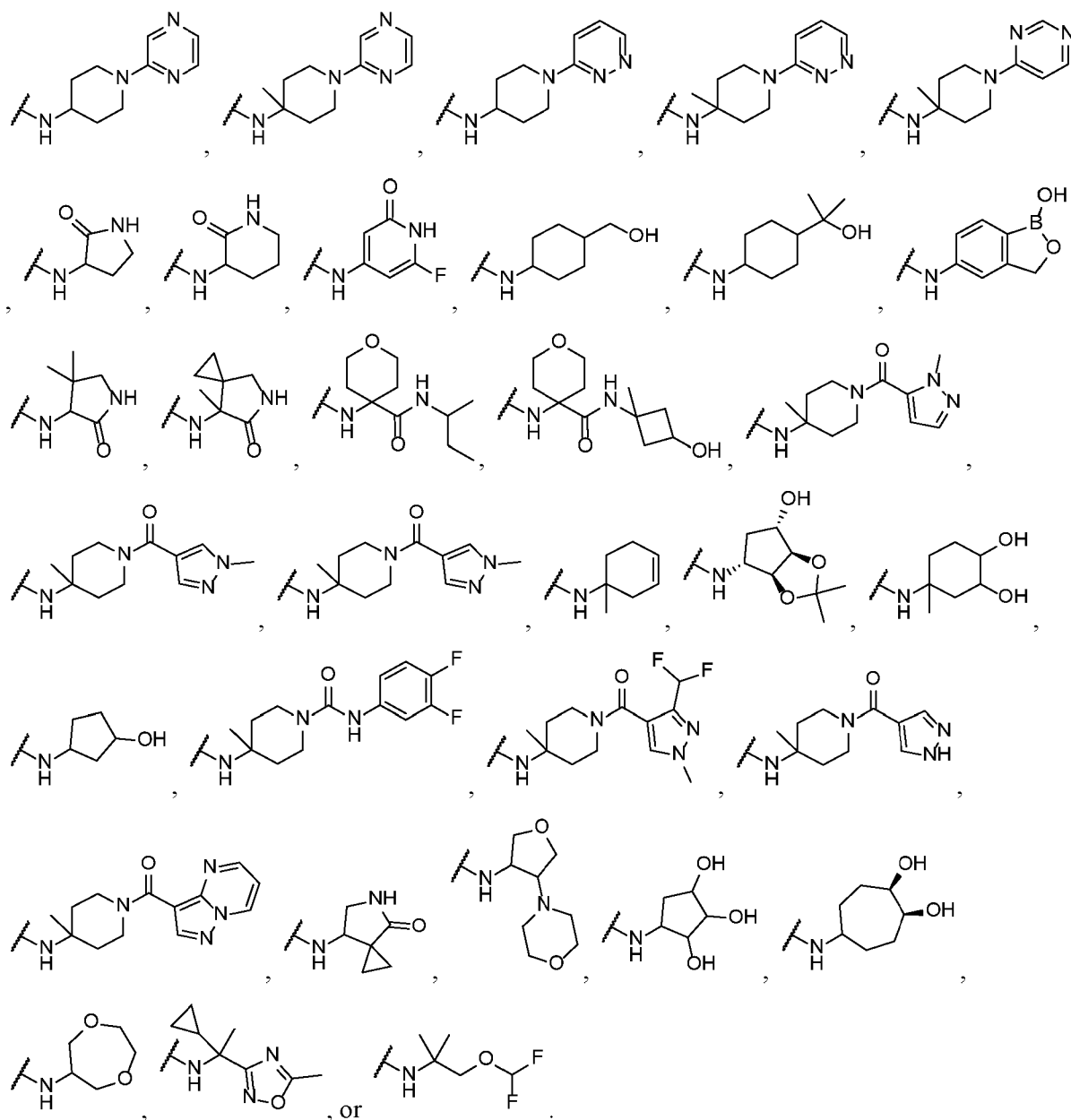


07 10 22

[00103] In some embodiment of a compound of Formula (I), R^{16} is 



07 10 22



[00104] In some embodiments of a compound of Formula (I), or a pharmaceutically acceptable salt, solvate, or stereoisomer thereof, each R^a is independently C_1 - C_6 alkyl, C_1 - C_6 haloalkyl, C_1 - C_6 hydroxyalkyl, C_1 - C_6 aminoalkyl, cycloalkyl, heterocycloalkyl, aryl, or heteroaryl. In some embodiments of a compound of Formula (I), or a pharmaceutically acceptable salt, solvate, or stereoisomer thereof, each R^a is independently C_1 - C_6 alkyl, C_1 - C_6 haloalkyl, cycloalkyl, or heterocycloalkyl. In some embodiments of a compound of Formula (I), or a pharmaceutically acceptable salt, solvate, or stereoisomer thereof, each R^a is independently C_1 - C_6 alkyl, C_1 - C_6 haloalkyl, or cycloalkyl. In some embodiments of a compound of Formula (I), or a pharmaceutically acceptable salt, solvate, or stereoisomer thereof, each R^a is independently C_1 - C_6 alkyl or C_1 - C_6 haloalkyl. In some

embodiments of a compound of Formula (I), or a pharmaceutically acceptable salt, solvate, or stereoisomer thereof, each R^a is independently C₁-C₆alkyl.

[00105] In some embodiments of a compound of Formula (I), or a pharmaceutically acceptable salt, solvate, or stereoisomer thereof, each R^b and R^c is independently hydrogen, C₁-C₆alkyl, C₁-C₆haloalkyl, C₁-C₆hydroxyalkyl, C₁-C₆aminoalkyl, cycloalkyl, heterocycloalkyl, aryl, or heteroaryl. In some embodiments of a compound of Formula (I), or a pharmaceutically acceptable salt, solvate, or stereoisomer thereof, each R^b and R^c is independently hydrogen, C₁-C₆alkyl, C₁-C₆haloalkyl, cycloalkyl, or heterocycloalkyl. In some embodiments of a compound of Formula (I), or a pharmaceutically acceptable salt, solvate, or stereoisomer thereof, each R^b and R^c is independently hydrogen, C₁-C₆alkyl, C₁-C₆haloalkyl, or cycloalkyl. In some embodiments of a compound of Formula (I), or a pharmaceutically acceptable salt, solvate, or stereoisomer thereof, each R^b and R^c is independently hydrogen, C₁-C₆alkyl, or C₁-C₆haloalkyl. In some embodiments of a compound of Formula (I), or a pharmaceutically acceptable salt, solvate, or stereoisomer thereof, each R^b and R^c is independently hydrogen or C₁-C₆alkyl. In some embodiments of a compound of Formula (I), or a pharmaceutically acceptable salt, solvate, or stereoisomer thereof, each R^b and R^c is hydrogen.

[00106] In some embodiments of a compound of Formula (I), or a pharmaceutically acceptable salt, solvate, or stereoisomer thereof, R^b and R^c are taken together with the atom to which they are attached to form a heterocycloalkyl optionally substituted with one, two, or three halogen, C₁-C₆alkyl, or C₁-C₆haloalkyl.

[00107] Any combination of the groups described above for the various variables is contemplated herein. Throughout the specification, groups and substituents thereof are chosen by one skilled in the field to provide stable moieties and compounds.

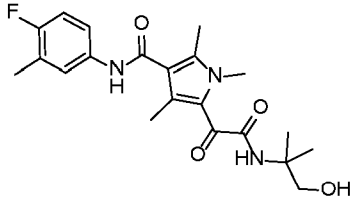
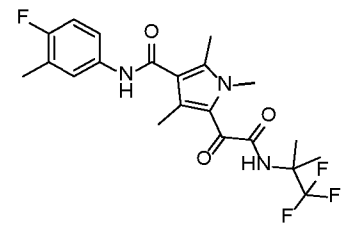
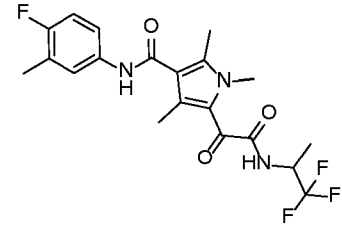
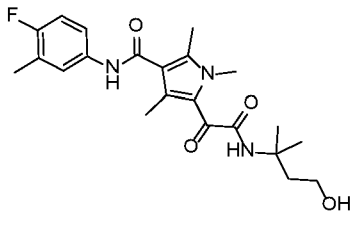
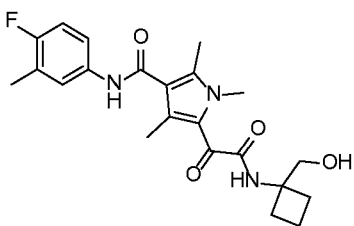
Table 1. Exemplary compounds

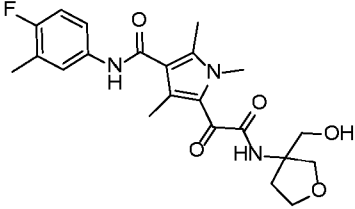
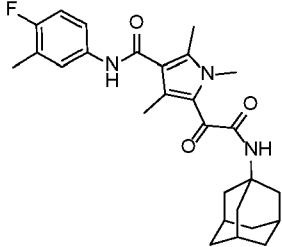
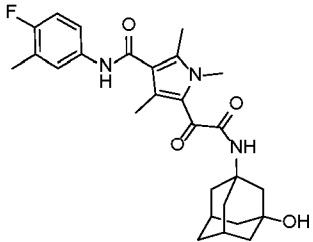
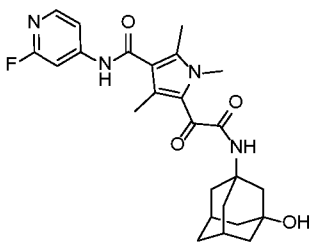
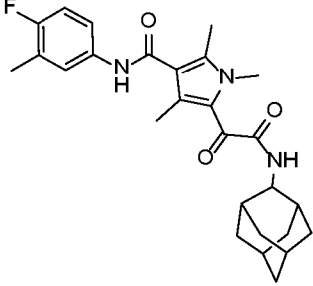
(The following examples are reference examples: 112, 113, 114, 115, 116, 117, 118, 122, 130, 131, 132, 135, 138, 159, 160, 161, 162, 163, 164, 165, 167, 171, 173, 174, 175, 176, 177, 178, 179, 180, 183, 184, 185, 186, 191, 192, 193, 194, 195, 196, 197, 198, 200, 201, 202, 203, 205, 206, 208, 209, 210, 222, 224, 225, 226, 227, 229, 230, 234, 235, 237, 241, 248, 252, 253, 254, 255, 326, 331, 338, 339, 340, 341, 342, 343, 344, 345, 351, 360, 361, 362, 363, 364, 365, 366, 367, 368, 369, 370, 371, 372, 373, 374, 375, 376, 377, 378, 379, 380, 381, 382, 383, 384, 385, 386, 387, 388, 389, 390, 391, 392, 393, 394, 395, 396, 397, 398, 399, 400, 401, 402, 403, 404, 405, 406, 407, 408, 409, 410, 411, 412, 413, 414, 415, 416, 417, 418, 419, 420, 421, 422, 423, 424, 425, 426, 427, 428, 429, 430, 431, 432, 433, 434, 435, 436, 437, 438, 439, 440, 441, 442, 443, 444, 445, 446, 447, 448, 449, 450, 451, 452, 453, 454, 455, 456, 457, 458, 459, 460, 461, 462, 463, 464, 465, 466, 467, 468, 469, 470, 471, 472, 473, 474, 475, 476, 477, 478, 479, 480, 481, 482, 483, 484, 485, 486, 487, 488, 489, 490, 491, 492, 493, 494, 495, 496, 497, 498, 499, 500, 501, 502, 503, 504, 505, 506, 507, 508, 509, 510, 511, 512, 513, 514, 515, 516, 517, 518, 519, 520, 521, 522, 523, 524, 525, 526, 527, 528, 529, 530, 531, 532, 533, 534, 535, 536, 537, 538, 539, 540, 541, 542, 543, 544, 545, 546, 547, 548, 549, 550, 551, 552, 553, 554, 555, 556, 557, 558, 559, 560, 561, 562, 563, 564, 565, 566, 567, 568, 569, 570, 571, 572, 573, 574, 575, 576, 577, 578, 579, 580, 581, 582, 583, 584, 585, 586, 587, 588, 589, 590, 591, 592, 593, 594, 600, 601, 602, 603, 604, 606, 615, 627, 628, 630, 631, 634, 637, 638, 661, 684, 685, 686, 687, 688, 689, 690, 697, 700, 701, 704, 705, 720, 721, 724, 725, 726, 727, 729, 730, 731, 732, 733, 734, 735, 736, 737, 738, 739, 740, 741, 742, 743, 744, 745, 746, 748, 749, 750, 751, 752, 753, 754, 756, 757, 758, and 759.)

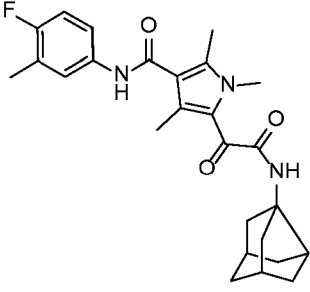
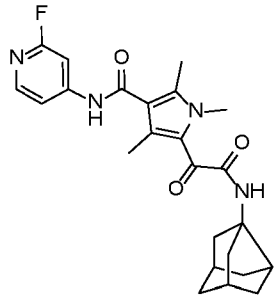
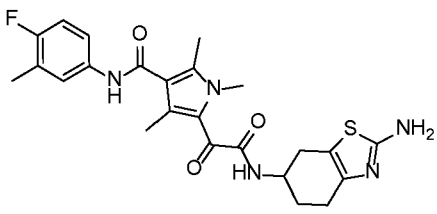
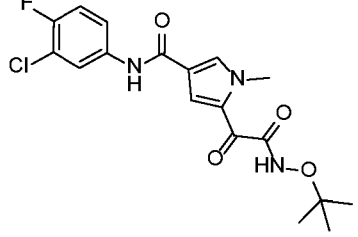
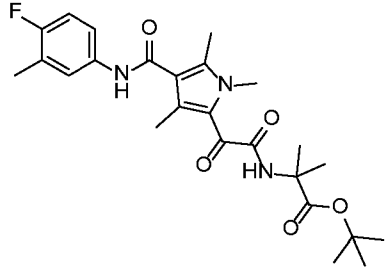
Ex.	Structure	Chemical Name	ESI-MS (M+H) ⁺ (m/z)
1		5-(2-(tert-butylamino)-2-oxoacetyl)-N-(4-fluoro-3-methylphenyl)-1-methyl-1H-pyrrole-3-carboxamide	360.1
2		5-(2-(tert-butylamino)-2-oxoacetyl)-N-(4-fluoro-3-methylphenyl)-1,2,4-trimethyl-1H-pyrrole-3-carboxamide	388.2

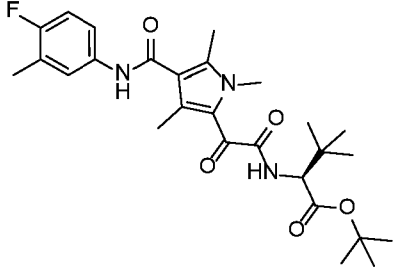
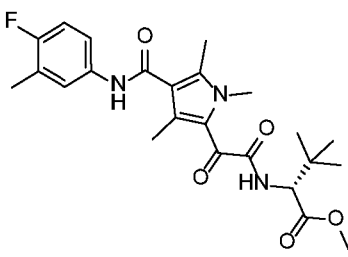
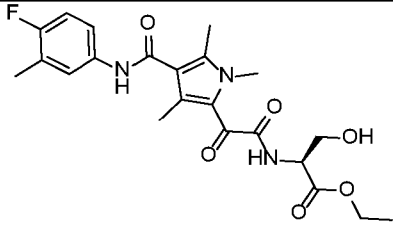
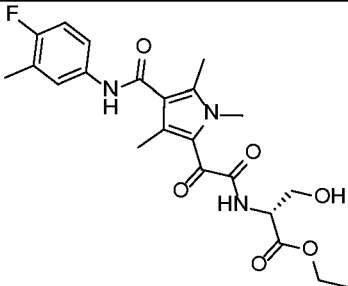
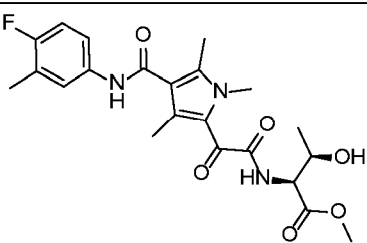
Ex.	Structure	Chemical Name	ESI-MS (M+H) ⁺ (m/z)
3		5-(2-(tert-butylamino)-2-oxoacetyl)-N-(3-chloro-4-fluorophenyl)-2,4-dimethyl-1H-pyrrole-3-carboxamide	394
4		5-(2-(tert-butylamino)-2-oxoacetyl)-N-(3,4-difluorophenyl)-1,2,4-trimethyl-1H-pyrrole-3-carboxamide	392.2
5		5-(2-(tert-butylamino)-2-oxoacetyl)-N-(2-fluoropyridin-4-yl)-1,2,4-trimethyl-1H-pyrrole-3-carboxamide	375.2
6		5-(2-((1-fluoro-2-methylpropan-2-yl)amino)-2-oxoacetyl)-N-(4-fluoro-3-methylphenyl)-1,2,4-trimethyl-1H-pyrrole-3-carboxamide	428.2
7		N-(4-fluoro-3-methylphenyl)-5-(2-((1-(hydroxymethyl)cyclopropyl)amino)-2-oxoacetyl)-1,2,4-trimethyl-1H-pyrrole-3-carboxamide	402.2

07 10 22

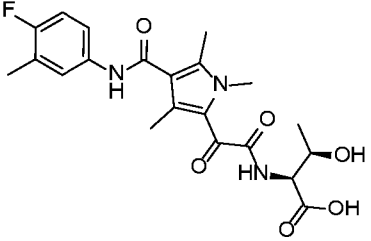
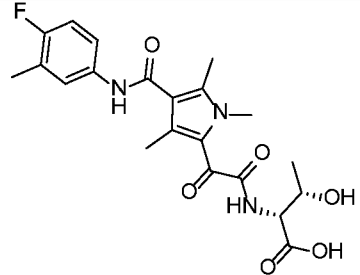
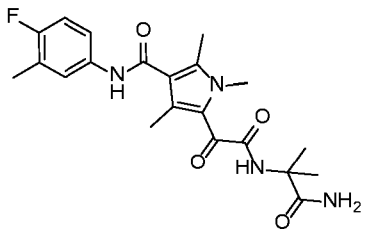
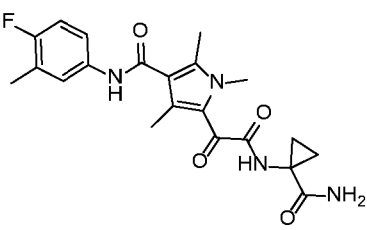
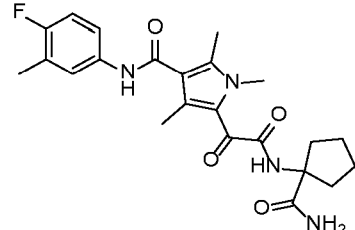
Ex.	Structure	Chemical Name	ESI-MS (M+H) ⁺ (m/z)
8		N-(4-fluoro-3-methylphenyl)-5-(2-((1-hydroxy-2-methylpropan-2-yl)amino)-2-oxoacetyl)-1,2,4-trimethyl-1H-pyrrole-3-carboxamide	404.2
9		N-(4-fluoro-3-methylphenyl)-1,2,4-trimethyl-5-(2-oxo-2-((1,1,1-trifluoro-2-methylpropan-2-yl)amino)acetyl)-1H-pyrrole-3-carboxamide	442.2
10		N-(4-fluoro-3-methylphenyl)-1,2,4-trimethyl-5-(2-oxo-2-((1,1,1-trifluoropropan-2-yl)amino)acetyl)-1H-pyrrole-3-carboxamide	428.2
11		N-(4-fluoro-3-methylphenyl)-5-(2-((4-hydroxy-2-methylbutan-2-yl)amino)-2-oxoacetyl)-1,2,4-trimethyl-1H-pyrrole-3-carboxamide	418.2
12		N-(4-fluoro-3-methylphenyl)-5-(2-((1-(hydroxymethyl)cyclobutyl)amino)-2-oxoacetyl)-1,2,4-trimethyl-1H-pyrrole-3-carboxamide	416.2

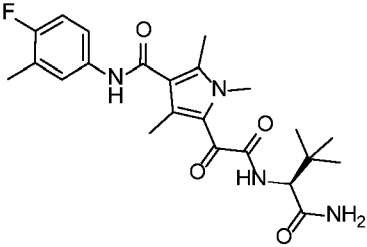
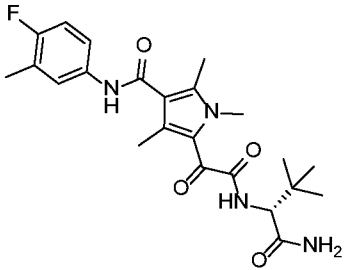
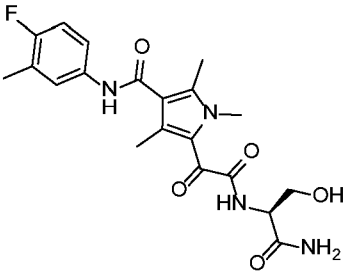
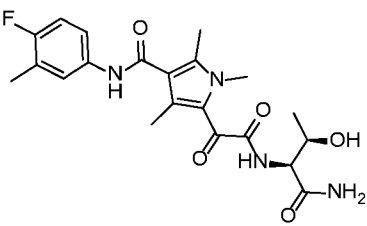
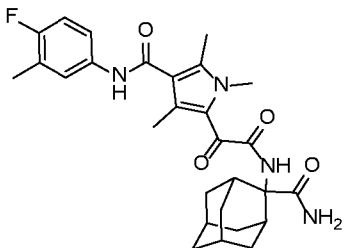
Ex.	Structure	Chemical Name	ESI-MS (M+H) ⁺ (m/z)
13		N-(4-fluoro-3-methylphenyl)-5-(2-((3-(hydroxymethyl)tetrahydrofuran-3-yl)amino)-2-oxoacetyl)-1,2,4-trimethyl-1H-pyrrole-3-carboxamide	432.2
14		5-(2-(((3s,5s,7s)-adamantan-1-yl)amino)-2-oxoacetyl)-N-(4-fluoro-3-methylphenyl)-1,2,4-trimethyl-1H-pyrrole-3-carboxamide	466.2
15		N-(4-fluoro-3-methylphenyl)-5-(2-(((1r,3s,5R,7S)-3-hydroxyadamantan-1-yl)amino)-2-oxoacetyl)-1,2,4-trimethyl-1H-pyrrole-3-carboxamide	482.2
16		N-(2-fluoropyridin-4-yl)-5-(2-(((1r,3s,5R,7S)-3-hydroxyadamantan-1-yl)amino)-2-oxoacetyl)-1,2,4-trimethyl-1H-pyrrole-3-carboxamide	469.2
17		5-(2-(((1r,3r)-adamantan-2-yl)amino)-2-oxoacetyl)-N-(4-fluoro-3-methylphenyl)-1,2,4-trimethyl-1H-pyrrole-3-carboxamide	466.1

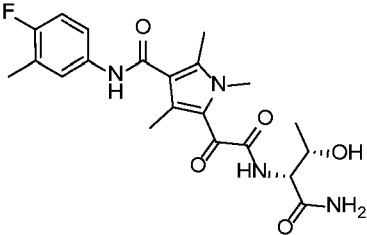
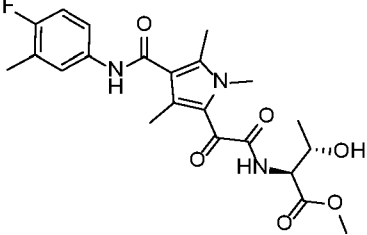
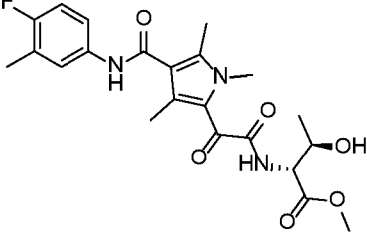
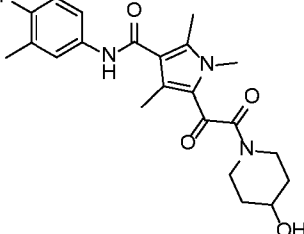
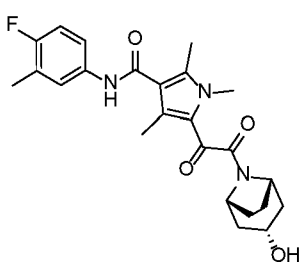
Ex.	Structure	Chemical Name	ESI-MS (M+H) ⁺ (m/z)
18		N-(4-fluoro-3-methylphenyl)-5-(2-(((2R,3as,5S,6as)-hexahydro-2,5-methanopentalen-3a(1H)-yl)amino)-2-oxoacetyl)-1,2,4-trimethyl-1H-pyrrole-3-carboxamide	452.2
19		N-(2-fluoropyridin-4-yl)-5-(2-(((2R,3as,5S,6as)-hexahydro-2,5-methanopentalen-3a(1H)-yl)amino)-2-oxoacetyl)-1,2,4-trimethyl-1H-pyrrole-3-carboxamide	439.2
20		5-(2-((2-amino-4,5,6,7-tetrahydrobenzo[d]thiazol-6-yl)amino)-2-oxoacetyl)-N-(4-fluoro-3-methylphenyl)-1,2,4-trimethyl-1H-pyrrole-3-carboxamide	484.1
21		5-(2-(tert-butoxyamino)-2-oxoacetyl)-N-(3-chloro-4-fluorophenyl)-1-methyl-1H-pyrrole-3-carboxamide	396
22		tert-butyl 2-(2-(4-((4-fluoro-3-methylphenyl)carbonyl)-1,3,5-trimethyl-1H-pyrrol-2-yl)-2-oxoacetamido)-2-methylpropanoate	474.2

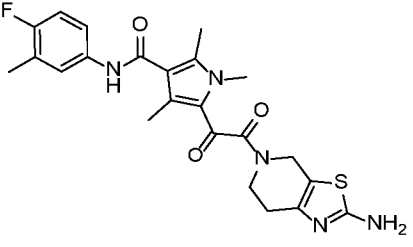
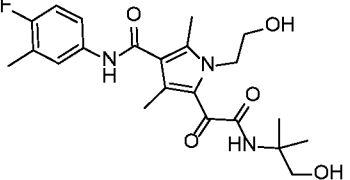
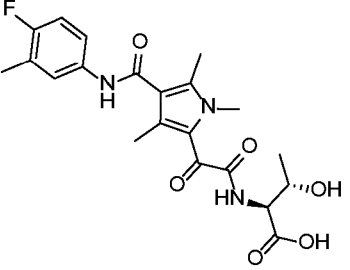
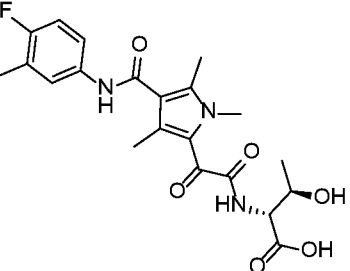
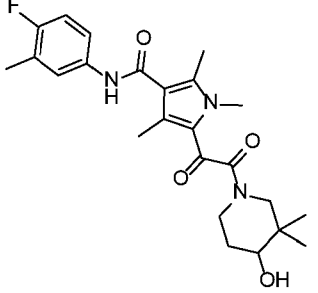
Ex.	Structure	Chemical Name	ESI-MS (M+H) ⁺ (m/z)
23		tert-butyl (S)-2-(2-(4-((4-fluoro-3-methylphenyl)carbamoyl)-1,3,5-trimethyl-1H-pyrrol-2-yl)-2-oxoacetamido)-3,3-dimethylbutanoate	502.2
24		methyl (R)-2-(2-(4-((4-fluoro-3-methylphenyl)carbamoyl)-1,3,5-trimethyl-1H-pyrrol-2-yl)-2-oxoacetamido)-3,3-dimethylbutanoate	460.2
25		ethyl (2-(4-((4-fluoro-3-methylphenyl)carbamoyl)-1,3,5-trimethyl-1H-pyrrol-2-yl)-2-oxoacetyl)-L-serinate	448.2
26		ethyl (2-(4-((4-fluoro-3-methylphenyl)carbamoyl)-1,3,5-trimethyl-1H-pyrrol-2-yl)-2-oxoacetyl)-D-serinate	448.2
27		methyl (2-(4-((4-fluoro-3-methylphenyl)carbamoyl)-1,3,5-trimethyl-1H-pyrrol-2-yl)-2-oxoacetyl)-L-threoninate	448.2

Ex.	Structure	Chemical Name	ESI-MS (M+H) ⁺ (m/z)
28		methyl (2-(4-((4-fluoro-3-methylphenyl)carbamoyl)-1,3,5-trimethyl-1H-pyrrol-2-yl)-2-oxoacetyl)-D-threoninate	448.2
29		2-(2-(4-((4-fluoro-3-methylphenyl)carbamoyl)-1,3,5-trimethyl-1H-pyrrol-2-yl)-2-oxoacetamido)-2-methylpropanoic acid	418.2
30		(S)-2-(2-(4-((4-fluoro-3-methylphenyl)carbamoyl)-1,3,5-trimethyl-1H-pyrrol-2-yl)-2-oxoacetamido)-3,3-dimethylbutanoic acid	446.2
31		(R)-2-(2-(4-((4-fluoro-3-methylphenyl)carbamoyl)-1,3,5-trimethyl-1H-pyrrol-2-yl)-2-oxoacetamido)-3,3-dimethylbutanoic acid	446.2
32		(2-(4-((4-fluoro-3-methylphenyl)carbamoyl)-1,3,5-trimethyl-1H-pyrrol-2-yl)-2-oxoacetyl)-L-serine	420.2
33		(2-(4-((4-fluoro-3-methylphenyl)carbamoyl)-1,3,5-trimethyl-1H-pyrrol-2-yl)-2-oxoacetyl)-D-serine	420.2

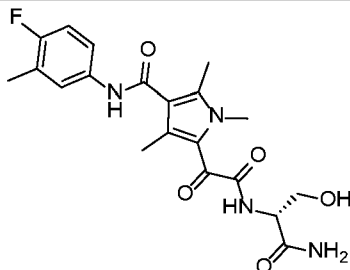
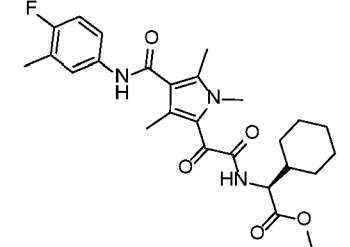
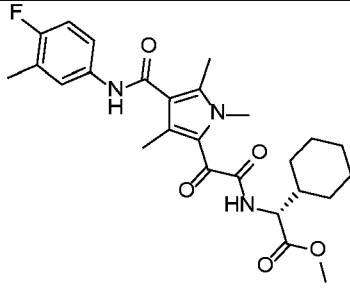
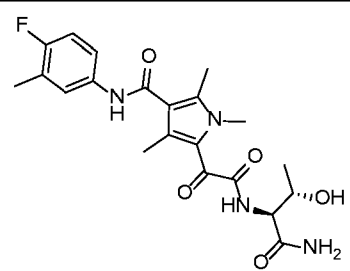
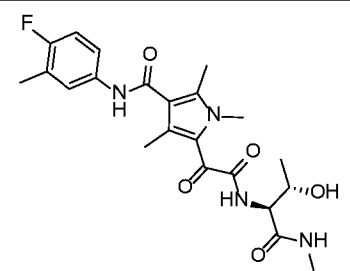
Ex.	Structure	Chemical Name	ESI-MS (M+H) ⁺ (m/z)
34		(2-(4-((4-fluoro-3-methylphenyl)carbamoyl)-1,3,5-trimethyl-1H-pyrrol-2-yl)-2-oxoacetyl)-L-threonine	434.2
35		(2-(4-((4-fluoro-3-methylphenyl)carbamoyl)-1,3,5-trimethyl-1H-pyrrol-2-yl)-2-oxoacetyl)-D-threonine	434.2
36		5-(2-((1-amino-2-methyl-1-oxopropan-2-yl)amino)-2-oxoacetyl)-N-(4-fluoro-3-methylphenyl)-1,2,4-trimethyl-1H-pyrrole-3-carboxamide	439.2
37		5-(2-((1-carbamoylcyclopropyl)amino)-2-oxoacetyl)-N-(4-fluoro-3-methylphenyl)-1,2,4-trimethyl-1H-pyrrole-3-carboxamide	415.2
38		5-(2-((1-carbamoylcyclopentyl)amino)-2-oxoacetyl)-N-(4-fluoro-3-methylphenyl)-1,2,4-trimethyl-1H-pyrrole-3-carboxamide	443.2

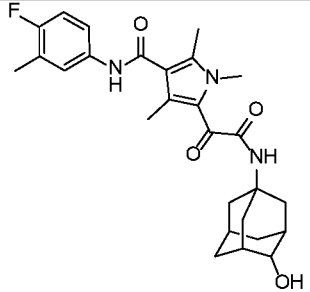
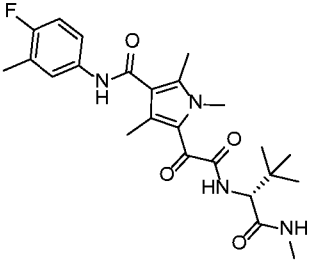
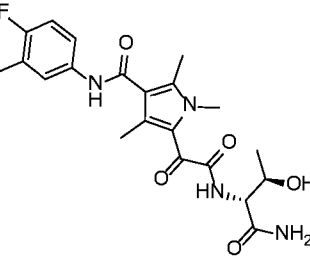
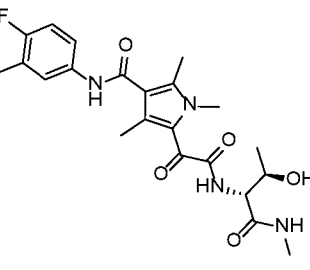
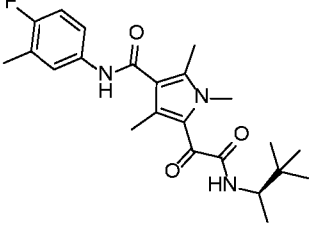
Ex.	Structure	Chemical Name	ESI-MS (M+H) ⁺ (m/z)
39		(S)-5-(2-(((1-amino-3,3-dimethyl-1-oxobutan-2-yl)amino)-2-oxoacetyl)-N-(4-fluoro-3-methylphenyl)-1,2,4-trimethyl-1H-pyrrole-3-carboxamide	445.2
40		(R)-5-(2-(((1-amino-3,3-dimethyl-1-oxobutan-2-yl)amino)-2-oxoacetyl)-N-(4-fluoro-3-methylphenyl)-1,2,4-trimethyl-1H-pyrrole-3-carboxamide	445.2
41		(S)-5-(2-(((1-amino-3-hydroxy-1-oxopropan-2-yl)amino)-2-oxoacetyl)-N-(4-fluoro-3-methylphenyl)-1,2,4-trimethyl-1H-pyrrole-3-carboxamide	419.2
42		5-(2-(((2S,3R)-1-amino-3-hydroxy-1-oxobutan-2-yl)amino)-2-oxoacetyl)-N-(4-fluoro-3-methylphenyl)-1,2,4-trimethyl-1H-pyrrole-3-carboxamide	433.2
43		5-(2-(((1r,3r,5r,7r)-2-carbamoyladamantan-2-yl)amino)-2-oxoacetyl)-N-(4-fluoro-3-methylphenyl)-1,2,4-trimethyl-1H-pyrrole-3-carboxamide	509.2

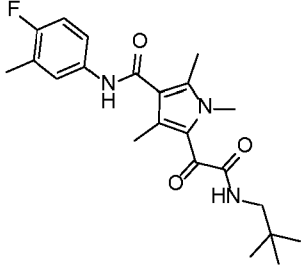
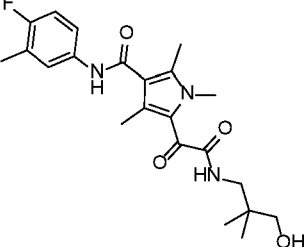
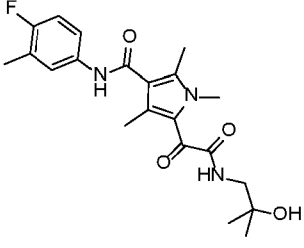
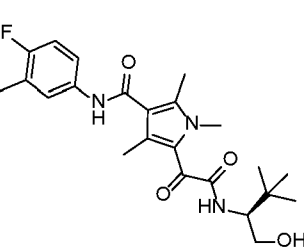
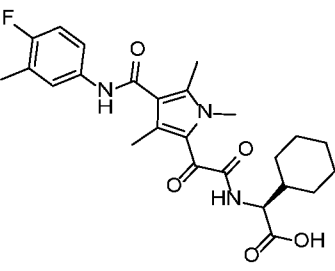
Ex.	Structure	Chemical Name	ESI-MS (M+H) ⁺ (m/z)
44		5-(2-(((2R,3S)-1-amino-3-hydroxy-1-oxobutan-2-yl)amino)-2-oxoacetyl)-N-(4-fluoro-3-methylphenyl)-1,2,4-trimethyl-1H-pyrrole-3-carboxamide	433.2
45		methyl (2-(4-((4-fluoro-3-methylphenyl)carbamoyl)-1,3,5-trimethyl-1H-pyrrol-2-yl)-2-oxoacetyl)-L-allothreoninate	448.2
46		methyl (2-(4-((4-fluoro-3-methylphenyl)carbamoyl)-1,3,5-trimethyl-1H-pyrrol-2-yl)-2-oxoacetyl)-D-allothreoninate	448.2
47		N-(4-fluoro-3-methylphenyl)-5-(2-(4-hydroxypiperidin-1-yl)-2-oxoacetyl)-1,2,4-trimethyl-1H-pyrrole-3-carboxamide	416.2
48		N-(4-fluoro-3-methylphenyl)-5-(2-(((1R,3s,5S)-3-hydroxy-8-azabicyclo[3.2.1]octan-8-yl)-2-oxoacetyl)-1,2,4-trimethyl-1H-pyrrole-3-carboxamide	442.2

Ex.	Structure	Chemical Name	ESI-MS (M+H) ⁺ (m/z)
49		5-(2-(2-amino-6,7-dihydrothiazolo[5,4-c]pyridin-5(4H)-yl)-2-oxoacetyl)-N-(4-fluoro-3-methylphenyl)-1,2,4-trimethyl-1H-pyrrole-3-carboxamide	470.1
50		N-(4-fluoro-3-methylphenyl)-5-(2-((1-hydroxy-2-methylpropan-2-yl)amino)-2-oxoacetyl)-1-(2-hydroxyethyl)-2,4-dimethyl-1H-pyrrole-3-carboxamide	434.2
51		(2-(4-((4-fluoro-3-methylphenyl)carbamoyl)-1,3,5-trimethyl-1H-pyrrol-2-yl)-2-oxoacetyl)-L-allothreonine	434.2
52		(2-(4-((4-fluoro-3-methylphenyl)carbamoyl)-1,3,5-trimethyl-1H-pyrrol-2-yl)-2-oxoacetyl)-D-allothreonine	434.2
53		N-(4-fluoro-3-methylphenyl)-5-(2-(4-hydroxy-3,3-dimethylpiperidin-1-yl)-2-oxoacetyl)-1,2,4-trimethyl-1H-pyrrole-3-carboxamide	444.2

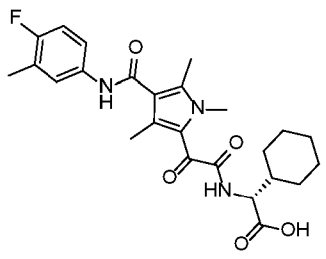
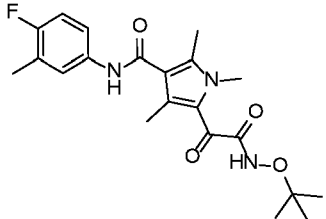
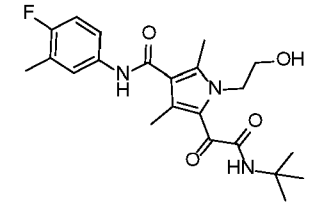
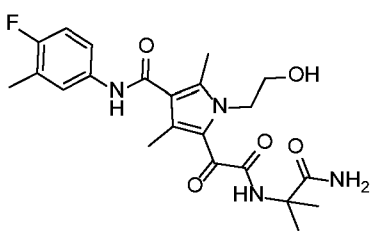
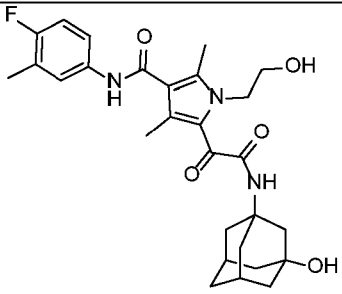
07 10 22

Ex.	Structure	Chemical Name	ESI-MS (M+H) ⁺ (m/z)
54		(R)-5-(2-((1-amino-3-hydroxy-1-oxopropan-2-yl)amino)-2-oxoacetyl)-N-(4-fluoro-3-methylphenyl)-1,2,4-trimethyl-1H-pyrrole-3-carboxamide	419.2
55		methyl (S)-2-cyclohexyl-2-(2-(4-((4-fluoro-3-methylphenyl)carbamoyl)-1,3,5-trimethyl-1H-pyrrol-2-yl)-2-oxoacetamido)acetate	486.2
56		methyl (R)-2-cyclohexyl-2-(2-(4-((4-fluoro-3-methylphenyl)carbamoyl)-1,3,5-trimethyl-1H-pyrrol-2-yl)-2-oxoacetamido)acetate	486.2
57		5-(2-(((2S,3S)-1-amino-3-hydroxy-1-oxobutan-2-yl)amino)-2-oxoacetyl)-N-(4-fluoro-3-methylphenyl)-1,2,4-trimethyl-1H-pyrrole-3-carboxamide	433.2
58		N-(4-fluoro-3-methylphenyl)-5-(2-(((2S,3S)-3-hydroxy-1-(methylamino)-1-oxobutan-2-yl)amino)-2-oxoacetyl)-1,2,4-trimethyl-1H-pyrrole-3-carboxamide	447.2

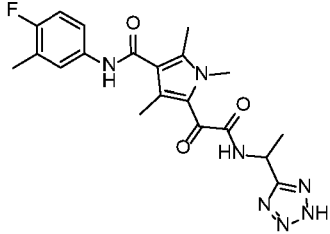
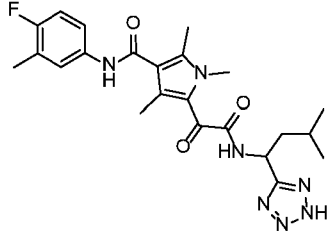
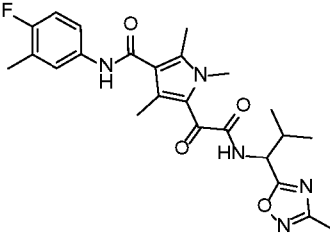
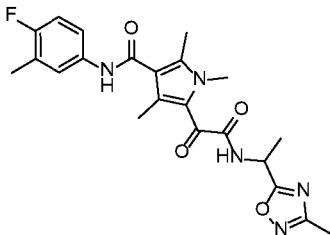
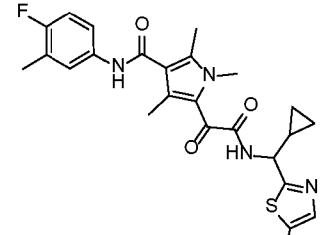
Ex.	Structure	Chemical Name	ESI-MS (M+H) ⁺ (m/z)
59		N-(4-fluoro-3-methylphenyl)-5-(2-(((1s,3R,4s,5S,7s)-4-hydroxyadamantan-1-yl)amino)-2-oxoacetyl)-1,2,4-trimethyl-1H-pyrrole-3-carboxamide	482.2
60		(R)-5-(2-((3,3-dimethyl-1-(methylamino)-1-oxobutan-2-yl)amino)-2-oxoacetyl)-N-(4-fluoro-3-methylphenyl)-1,2,4-trimethyl-1H-pyrrole-3-carboxamide	459.2
61		5-(2-(((2R,3R)-1-amino-3-hydroxy-1-oxobutan-2-yl)amino)-2-oxoacetyl)-N-(4-fluoro-3-methylphenyl)-1,2,4-trimethyl-1H-pyrrole-3-carboxamide	433.2
62		N-(4-fluoro-3-methylphenyl)-5-(2-(((2R,3R)-3-hydroxy-1-(methylamino)-1-oxobutan-2-yl)amino)-2-oxoacetyl)-1,2,4-trimethyl-1H-pyrrole-3-carboxamide	447.2
63		(R)-5-(2-((3,3-dimethylbutan-2-yl)amino)-2-oxoacetyl)-N-(4-fluoro-3-methylphenyl)-1,2,4-trimethyl-1H-pyrrole-3-carboxamide	416.2

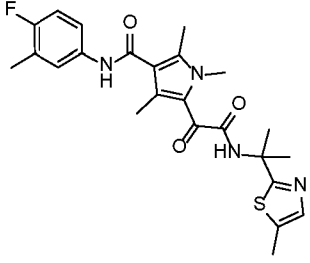
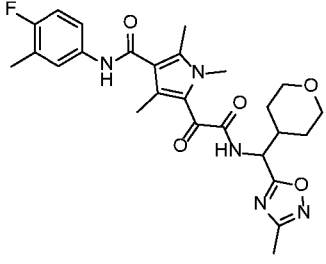
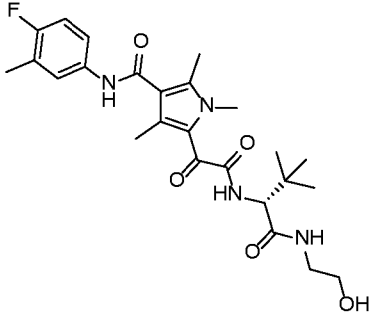
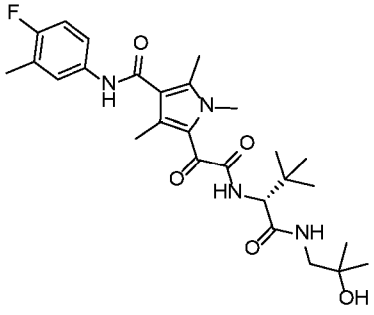
Ex.	Structure	Chemical Name	ESI-MS (M+H) ⁺ (m/z)
64		N-(4-fluoro-3-methylphenyl)-1,2,4-trimethyl-5-(2-(neopentylamino)-2-oxoacetyl)-1H-pyrrole-3-carboxamide	402.2
65		N-(4-fluoro-3-methylphenyl)-5-(2-((3-hydroxy-2,2-dimethylpropyl)amino)-2-oxoacetyl)-1,2,4-trimethyl-1H-pyrrole-3-carboxamide	418.2
66		N-(4-fluoro-3-methylphenyl)-5-(2-((2-hydroxy-2-methylethyl)amino)-2-oxoacetyl)-1,2,4-trimethyl-1H-pyrrole-3-carboxamide	404.2
67		(S)-N-(4-fluoro-3-methylphenyl)-5-(2-((1-hydroxy-3,3-dimethylbutan-2-yl)amino)-2-oxoacetyl)-1,2,4-trimethyl-1H-pyrrole-3-carboxamide	432.2
68		(S)-2-cyclohexyl-2-(2-(4-((4-fluoro-3-methylphenyl)carbamoyl)-1,3,5-trimethyl-1H-pyrrol-2-yl)-2-oxoacetamido)acetic acid	472.2

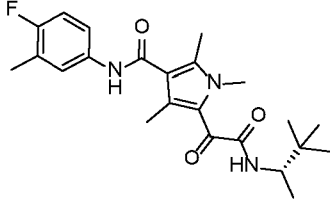
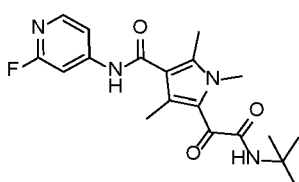
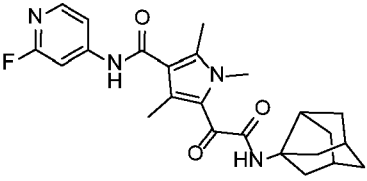
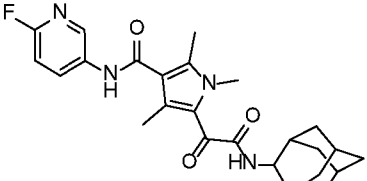
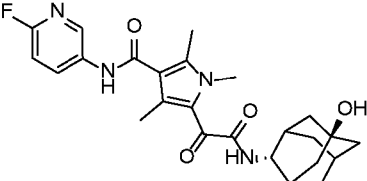
07 10 22

Ex.	Structure	Chemical Name	ESI-MS (M+H) ⁺ (m/z)
69		(R)-2-cyclohexyl-2-(2-(4-(4-fluoro-3-methylphenyl)carbamoyl)-1,3,5-trimethyl-1H-pyrrol-2-yl)-2-oxoacetamido)acetic acid	472.2
70		5-(2-(tert-butoxyamino)-2-oxoacetyl)-N-(4-fluoro-3-methylphenyl)-1,2,4-trimethyl-1H-pyrrole-3-carboxamide	404
71		5-(2-(tert-butylamino)-2-oxoacetyl)-N-(4-fluoro-3-methylphenyl)-1-(2-hydroxyethyl)-2,4-dimethyl-1H-pyrrole-3-carboxamide	418.2
72		5-(2-((1-amino-2-methyl-1-oxopropan-2-yl)amino)-2-oxoacetyl)-N-(4-fluoro-3-methylphenyl)-1-(2-hydroxyethyl)-2,4-dimethyl-1H-pyrrole-3-carboxamide	447.2
73		N-(4-fluoro-3-methylphenyl)-5-(2-(((1r,3s,5R,7S)-3-hydroxyadamantan-1-yl)amino)-2-oxoacetyl)-1-(2-hydroxyethyl)-2,4-dimethyl-1H-pyrrole-3-carboxamide	512.2

Ex.	Structure	Chemical Name	ESI-MS (M+H) ⁺ (m/z)
74		N-(4-fluoro-3-methylphenyl)-5-(2-(((1R,2s,3S,5s,7s)-5-hydroxyadamantan-2-yl)amino)-2-oxoacetyl)-1,2,4-trimethyl-1H-pyrrole-3-carboxamide	482.2
75		(S)-5-(2-((2-amino-4,5,6,7-tetrahydrobenzo[d]thiazol-6-yl)amino)-2-oxoacetyl)-N-(4-fluoro-3-methylphenyl)-1,2,4-trimethyl-1H-pyrrole-3-carboxamide	484.2
76		(R)-5-(2-((2-amino-4,5,6,7-tetrahydrobenzo[d]thiazol-6-yl)amino)-2-oxoacetyl)-N-(4-fluoro-3-methylphenyl)-1,2,4-trimethyl-1H-pyrrole-3-carboxamide	484.2
77		5-(2-((2-amino-4,5,6,7-tetrahydrobenzo[d]thiazol-6-yl)amino)-2-oxoacetyl)-N-(6-fluoropyridin-3-yl)-1,2,4-trimethyl-1H-pyrrole-3-carboxamide	471.1
78		(R)-N-(4-fluoro-3-methylphenyl)-5-(2-((1-hydroxy-3,3-dimethylbutan-2-yl)amino)-2-oxoacetyl)-1,2,4-trimethyl-1H-pyrrole-3-carboxamide	432.2

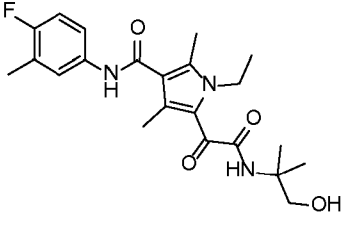
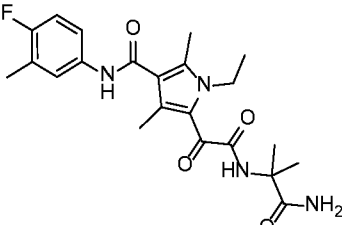
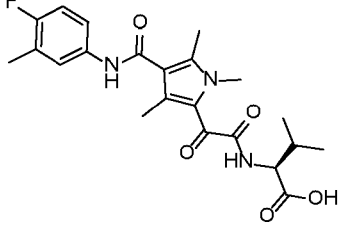
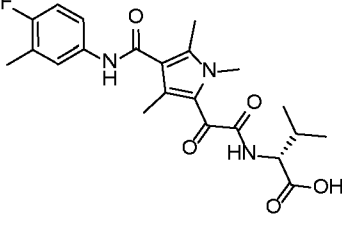
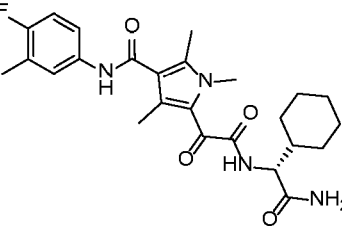
Ex.	Structure	Chemical Name	ESI-MS (M+H) ⁺ (m/z)
79		5-(2-((1-(2H-tetrazol-5-yl)ethyl)amino)-2-oxoacetyl)-N-(4-fluoro-3-methylphenyl)-1,2,4-trimethyl-1H-pyrrole-3-carboxamide	428
80		N-(4-fluoro-3-methylphenyl)-1,2,4-trimethyl-5-(2-((3-methyl-1-(2H-tetrazol-5-yl)butyl)amino)-2-oxoacetyl)-1H-pyrrole-3-carboxamide	470
81		N-(4-fluoro-3-methylphenyl)-1,2,4-trimethyl-5-(2-((2-methyl-1-(3-methyl-1,2,4-oxadiazol-5-yl)propyl)amino)-2-oxoacetyl)-1H-pyrrole-3-carboxamide	470
82		5-(2-((cyclopropyl(5-methylthiazol-2-yl)methyl)amino)-2-oxoacetyl)-N-(4-fluoro-3-methylphenyl)-1,2,4-trimethyl-1H-pyrrole-3-carboxamide	442.2
83		N-(4-fluoro-3-methylphenyl)-1,2,4-trimethyl-5-(2-((2-(5-methylthiazol-2-yl)propan-2-yl)amino)-2-oxoacetyl)-1H-pyrrole-3-carboxamide	483

Ex.	Structure	Chemical Name	ESI-MS (M+H) ⁺ (m/z)
84		N-(4-fluoro-3-methylphenyl)-1,2,4-trimethyl-5-(2-(((3-methyl-1,2,4-oxadiazol-5-yl)(tetrahydro-2H-pyran-4-yl)methyl)amino)-2-oxoacetyl)-1H-pyrrole-3-carboxamide	471
85		5-(2-((cyclopropyl(5-methylthiazol-2-yl)methyl)amino)-2-oxoacetyl)-N-(4-fluoro-3-methylphenyl)-1,2,4-trimethyl-1H-pyrrole-3-carboxamide	512
86		(R)-N-(4-fluoro-3-methylphenyl)-5-(2-((1-((2-hydroxyethyl)amino)-3,3-dimethyl-1-oxobutan-2-yl)amino)-2-oxoacetyl)-1,2,4-trimethyl-1H-pyrrole-3-carboxamide	490
87		(R)-N-(4-fluoro-3-methylphenyl)-5-(2-((1-((2-hydroxy-2-methylpropyl)amino)-3,3-dimethyl-1-oxobutan-2-yl)amino)-2-oxoacetyl)-1,2,4-trimethyl-1H-pyrrole-3-carboxamide	518

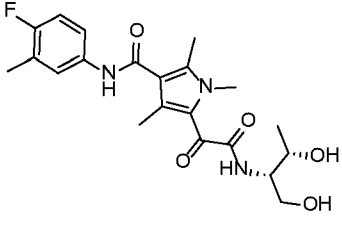
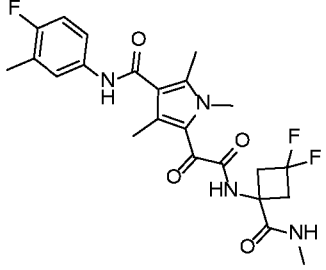
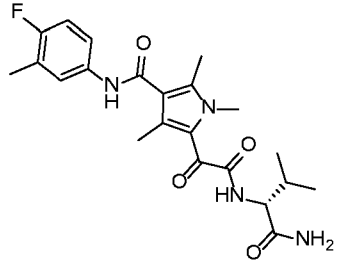
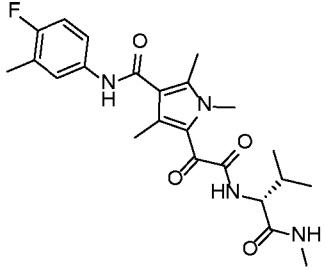
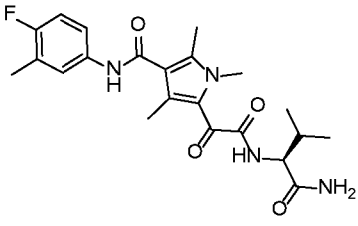
Ex.	Structure	Chemical Name	ESI-MS (M+H) ⁺ (m/z)
88		(S)-5-(2-((3,3-dimethylbutan-2-yl)amino)-2-oxoacetyl)-N-(4-fluoro-3-methylphenyl)-1,2,4-trimethyl-1H-pyrrole-3-carboxamide	417
89		5-(2-(tert-butylamino)-2-oxoacetyl)-N-(2-fluoropyridin-4-yl)-1,2,4-trimethyl-1H-pyrrole-3-carboxamide	375.2
90		N-(2-fluoropyridin-4-yl)-5-(2-(((2R,3aS,5S,6aS)-2,5-hexahydro-2,5-methanopentalen-3a(1H)-yl)amino)-2-oxoacetyl)-1,2,4-trimethyl-1H-pyrrole-3-carboxamide	439.2
91		5-(2-(((1r,3r)-adamantan-2-yl)amino)-2-oxoacetyl)-N-(6-fluoropyridin-3-yl)-1,2,4-trimethyl-1H-pyrrole-3-carboxamide	453.2
92		N-(6-fluoropyridin-3-yl)-5-(2-(((1R,2s,3S,5s,7s)-5-hydroxyadamantan-2-yl)amino)-2-oxoacetyl)-1,2,4-trimethyl-1H-pyrrole-3-carboxamide	469.1

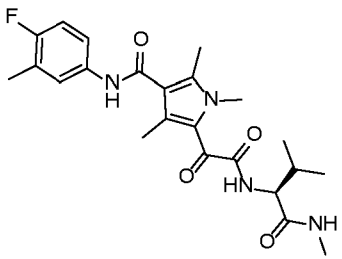
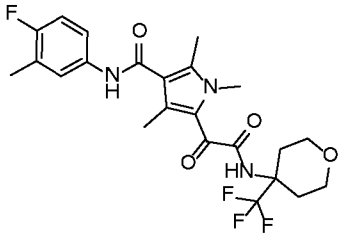
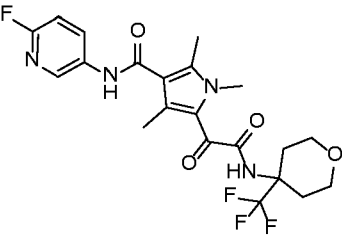
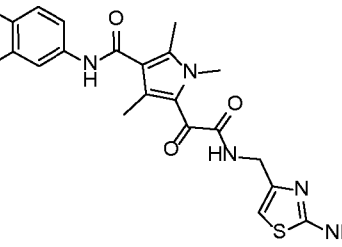
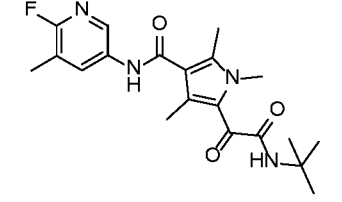
07 10 22

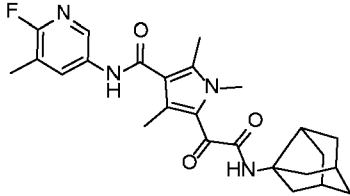
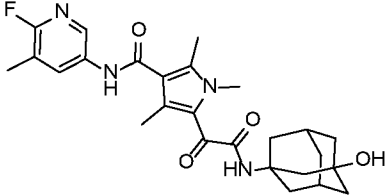
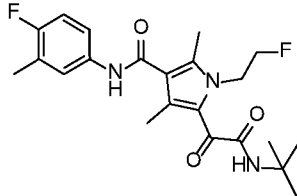
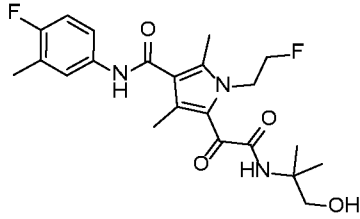
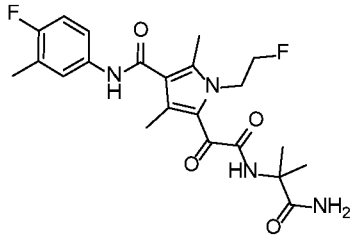
Ex.	Structure	Chemical Name	ESI-MS (M+H) ⁺ (m/z)
93		5-(2-((1-carbamoylcyclohexyl)amino)-2-oxoacetyl)-N-(6-fluoropyridin-3-yl)-1,2,4-trimethyl-1H-pyrrole-3-carboxamide	444.2
94		N-(4-fluoro-3-methylphenyl)-5-(2-(((1S,2R)-2-hydroxycyclopentyl)amino)-2-oxoacetyl)-1,2,4-trimethyl-1H-pyrrole-3-carboxamide	416.2
95		N-(4-fluoro-3-methylphenyl)-5-(2-(((1R,2R)-2-hydroxycyclopentyl)amino)-2-oxoacetyl)-1,2,4-trimethyl-1H-pyrrole-3-carboxamide	416.2
96		5-(2-(tert-butylamino)-2-oxoacetyl)-1-ethyl-N-(4-fluoro-3-methylphenyl)-2,4-dimethyl-1H-pyrrole-3-carboxamide	402.2
97		5-(2-(((2-aminothiazol-5-yl)methyl)amino)-2-oxoacetyl)-N-(4-fluoro-3-methylphenyl)-1,2,4-trimethyl-1H-pyrrole-3-carboxamide	444.1

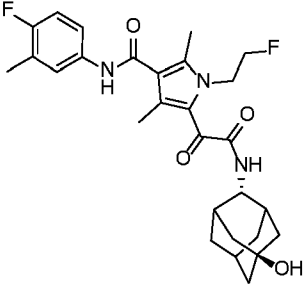
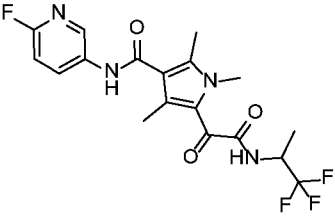
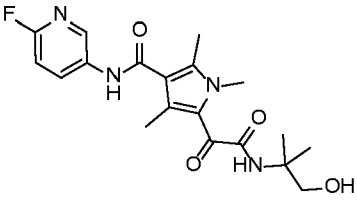
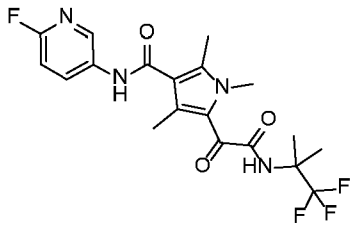
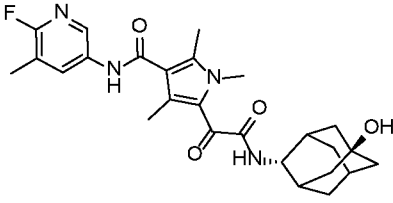
Ex.	Structure	Chemical Name	ESI-MS (M+H) ⁺ (m/z)
98		1-ethyl-N-(4-fluoro-3-methylphenyl)-5-(2-((1-hydroxy-2-methylpropan-2-yl)amino)-2-oxoacetyl)-2,4-dimethyl-1H-pyrrole-3-carboxamide	418.2
99		5-(2-((1-amino-2-methyl-1-oxopropan-2-yl)amino)-2-oxoacetyl)-1-ethyl-N-(4-fluoro-3-methylphenyl)-2,4-dimethyl-1H-pyrrole-3-carboxamide	431.2
100		(2-(4-((4-fluoro-3-methylphenyl)carbamoyl)-1,3,5-trimethyl-1H-pyrrol-2-yl)-2-oxoacetyl)-L-valine	432
101		(2-(4-((4-fluoro-3-methylphenyl)carbamoyl)-1,3,5-trimethyl-1H-pyrrol-2-yl)-2-oxoacetyl)-D-valine	432
102		(R)-5-(2-((2-amino-1-cyclohexyl-2-oxoethyl)amino)-2-oxoacetyl)-N-(4-fluoro-3-methylphenyl)-1,2,4-trimethyl-1H-pyrrole-3-carboxamide	472

07 10 22

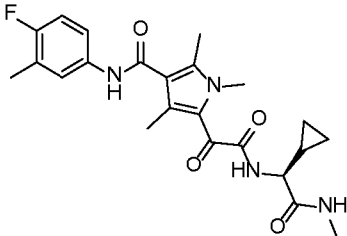
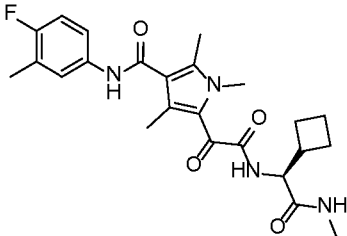
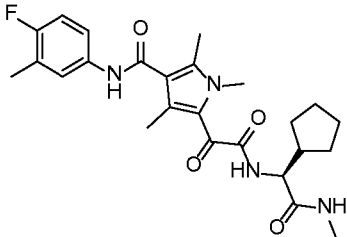
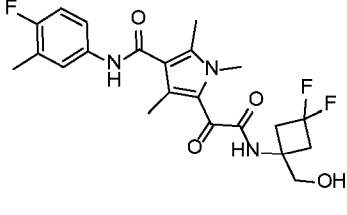
Ex.	Structure	Chemical Name	ESI-MS (M+H) ⁺ (m/z)
103		5-(2-(((2S,3S)-1,3-dihydroxybutan-2-yl)amino)-2-oxoacetyl)-N-(4-fluoro-3-methylphenyl)-1,2,4-trimethyl-1H-pyrrole-3-carboxamide	420
104		5-(2-((3,3-difluoro-1-(methylcarbamoyl)cyclobutyl)amino)-2-oxoacetyl)-N-(4-fluoro-3-methylphenyl)-1,2,4-trimethyl-1H-pyrrole-3-carboxamide	479
105		(R)-5-(2-((1-amino-3-methyl-1-oxobutan-2-yl)amino)-2-oxoacetyl)-N-(4-fluoro-3-methylphenyl)-1,2,4-trimethyl-1H-pyrrole-3-carboxamide	431
106		(R)-N-(4-fluoro-3-methylphenyl)-1,2,4-trimethyl-5-(2-((3-methyl-1-(methylamino)-1-oxobutan-2-yl)amino)-2-oxoacetyl)-1H-pyrrole-3-carboxamide	446
107		(S)-5-(2-((1-amino-3-methyl-1-oxobutan-2-yl)amino)-2-oxoacetyl)-N-(4-fluoro-3-methylphenyl)-1,2,4-trimethyl-1H-pyrrole-3-carboxamide	431

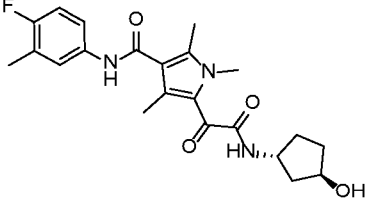
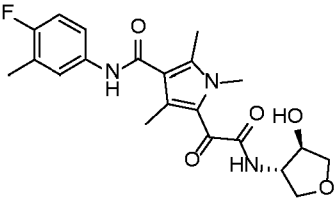
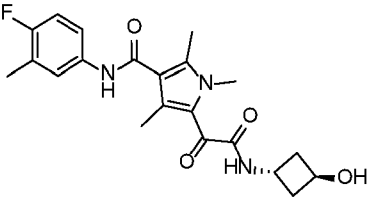
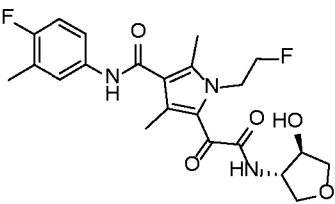
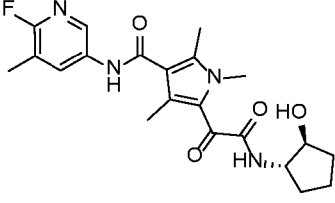
Ex.	Structure	Chemical Name	ESI-MS (M+H) ⁺ (m/z)
108		(S)-N-(4-fluoro-3-methylphenyl)-1,2,4-trimethyl-5-(2-((3-methyl-1-(methylamino)-1-oxobutan-2-yl)amino)-2-oxoacetyl)-1H-pyrrole-3-carboxamide	446
109		N-(4-fluoro-3-methylphenyl)-1,2,4-trimethyl-5-(2-oxo-2-((4-(trifluoromethyl)tetrahydro-2H-pyran-4-yl)amino)acetyl)-1H-pyrrole-3-carboxamide	484.1
110		N-(6-fluoropyridin-3-yl)-1,2,4-trimethyl-5-(2-oxo-2-((4-(trifluoromethyl)tetrahydro-2H-pyran-4-yl)amino)acetyl)-1H-pyrrole-3-carboxamide	471.1
111		5-(2-(((2-aminothiazol-4-yl)methyl)amino)-2-oxoacetyl)-N-(4-fluoro-3-methylphenyl)-1,2,4-trimethyl-1H-pyrrole-3-carboxamide	444.1
112		5-(2-(tert-butylamino)-2-oxoacetyl)-N-(6-fluoro-5-methylpyridin-3-yl)-1,2,4-trimethyl-1H-pyrrole-3-carboxamide	389.2

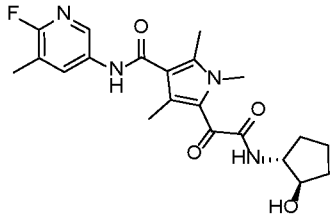
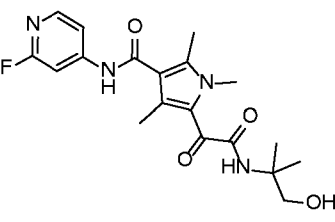
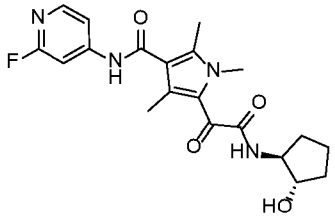
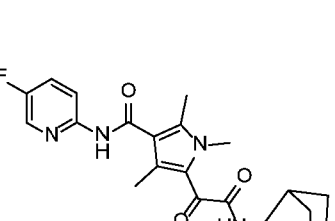
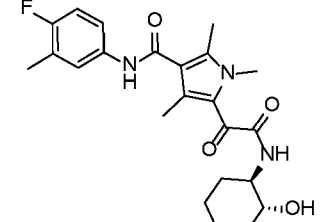
Ex.	Structure	Chemical Name	ESI-MS (M+H) ⁺ (m/z)
113		N-(6-fluoro-5-methylpyridin-3-yl)-5-(2-(((2R,3aS,5S,6aS)-hexahydro-2,5-methanopentalen-3a(1H)-yl)amino)-2-oxoacetyl)-1,2,4-trimethyl-1H-pyrrole-3-carboxamide	453.2
114		N-(6-fluoro-5-methylpyridin-3-yl)-5-(2-(((1r,3s,5R,7S)-3-hydroxyadamantan-1-yl)amino)-2-oxoacetyl)-1,2,4-trimethyl-1H-pyrrole-3-carboxamide	483.2
115		5-(2-(tert-butylamino)-2-oxoacetyl)-N-(4-fluoro-3-methylphenyl)-1-(2-fluoroethyl)-2,4-dimethyl-1H-pyrrole-3-carboxamide	420.2
116		N-(4-fluoro-3-methylphenyl)-1-(2-fluoroethyl)-5-(2-((1-hydroxy-2-methylpropan-2-yl)amino)-2-oxoacetyl)-2,4-dimethyl-1H-pyrrole-3-carboxamide	436.2
117		5-(2-((1-amino-2-methyl-1-oxopropan-2-yl)amino)-2-oxoacetyl)-N-(4-fluoro-3-methylphenyl)-1-(2-fluoroethyl)-2,4-dimethyl-1H-pyrrole-3-carboxamide	449.2

Ex.	Structure	Chemical Name	ESI-MS (M+H) ⁺ (m/z)
118		N-(4-fluoro-3-methylphenyl)-1-(2-fluoroethyl)-5-(2-(((1R,2s,3S,5s,7s)-5-hydroxyadamantan-2-yl)amino)-2-oxoacetyl)-2,4-dimethyl-1H-pyrrole-3-carboxamide	514.1
119		N-(6-fluoropyridin-3-yl)-1,2,4-trimethyl-5-(2-oxo-2-((1,1,1-trifluoropropan-2-yl)amino)acetyl)-1H-pyrrole-3-carboxamide	415.1
120		N-(6-fluoropyridin-3-yl)-5-(2-((1-hydroxy-2-methylpropan-2-yl)amino)-2-oxoacetyl)-1,2,4-trimethyl-1H-pyrrole-3-carboxamide	391.1
121		N-(6-fluoropyridin-3-yl)-1,2,4-trimethyl-5-(2-oxo-2-((1,1,1-trifluoro-2-methylpropan-2-yl)amino)acetyl)-1H-pyrrole-3-carboxamide	429.1
122		N-(6-fluoro-5-methylpyridin-3-yl)-5-(2-(((1R,2s,3S,5s,7s)-5-hydroxyadamantan-2-yl)amino)-2-oxoacetyl)-1,2,4-trimethyl-1H-pyrrole-3-carboxamide	483.1

07 10 22

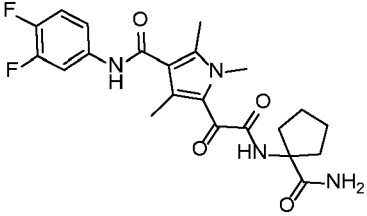
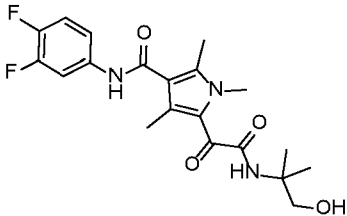
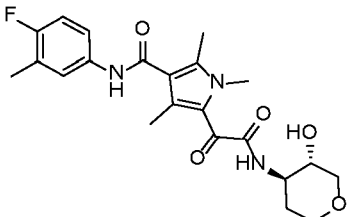
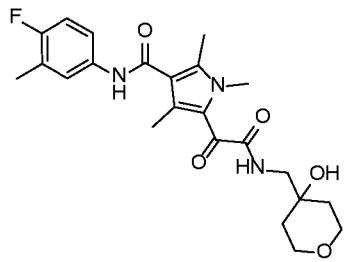
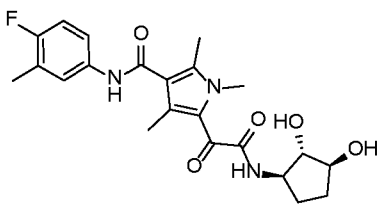
Ex.	Structure	Chemical Name	ESI-MS (M+H) ⁺ (m/z)
123		(S)-5-(2-((1-cyclopropyl-2-(methylamino)-2-oxoethyl)amino)-2-oxoacetyl)-N-(4-fluoro-3-methylphenyl)-1,2,4-trimethyl-1H-pyrrole-3-carboxamide	443
124		(S)-5-(2-((1-cyclobutyl-2-(methylamino)-2-oxoethyl)amino)-2-oxoacetyl)-N-(4-fluoro-3-methylphenyl)-1,2,4-trimethyl-1H-pyrrole-3-carboxamide	458
125		(S)-5-(2-((1-cyclopentyl-2-(methylamino)-2-oxoethyl)amino)-2-oxoacetyl)-N-(4-fluoro-3-methylphenyl)-1,2,4-trimethyl-1H-pyrrole-3-carboxamide	472
126		5-(2-((3,3-difluoro-1-(hydroxymethyl)cyclobutyl)amino)-2-oxoacetyl)-N-(4-fluoro-3-methylphenyl)-1,2,4-trimethyl-1H-pyrrole-3-carboxamide	452

Ex.	Structure	Chemical Name	ESI-MS (M+H) ⁺ (m/z)
127		N-(4-fluoro-3-methylphenyl)-5-(2-(((1R,3R)-3-hydroxycyclopentyl)amino)-2-oxoacetyl)-1,2,4-trimethyl-1H-pyrrole-3-carboxamide	416.1
128		N-(4-fluoro-3-methylphenyl)-5-(2-(((3S,4R)-4-hydroxytetrahydrofuran-3-yl)amino)-2-oxoacetyl)-1,2,4-trimethyl-1H-pyrrole-3-carboxamide	418.1
129		N-(4-fluoro-3-methylphenyl)-5-(2-(((1r,3r)-3-hydroxycyclobutyl)amino)-2-oxoacetyl)-1,2,4-trimethyl-1H-pyrrole-3-carboxamide	402.1
130		N-(4-fluoro-3-methylphenyl)-1-(2-fluoroethyl)-5-(2-(((3S,4R)-4-hydroxytetrahydrofuran-3-yl)amino)-2-oxoacetyl)-2,4-dimethyl-1H-pyrrole-3-carboxamide	450.1
131		N-(6-fluoro-5-methylpyridin-3-yl)-5-(2-(((1S,2S)-2-hydroxycyclopentyl)amino)-2-oxoacetyl)-1,2,4-trimethyl-1H-pyrrole-3-carboxamide	417.1

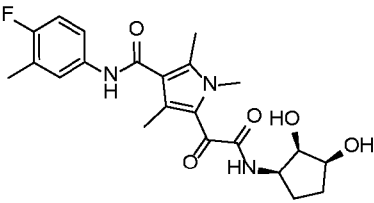
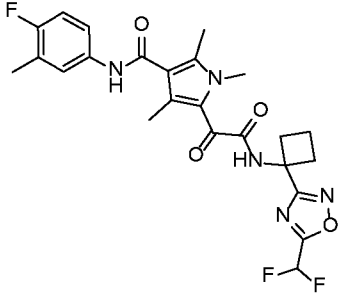
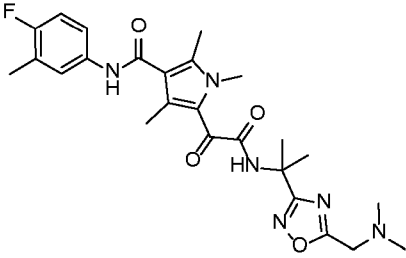
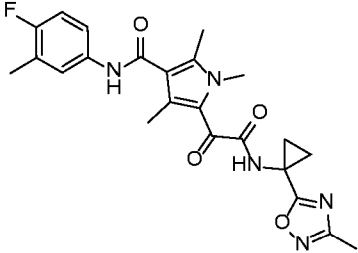
Ex.	Structure	Chemical Name	ESI-MS (M+H) ⁺ (m/z)
132		N-(6-fluoro-5-methylpyridin-3-yl)-5-(2-(((1R,2R)-2-hydroxycyclopentyl)amino)-2-oxoacetyl)-1,2,4-trimethyl-1H-pyrrole-3-carboxamide	417.1
133		N-(2-fluoropyridin-4-yl)-5-(2-((1-hydroxy-2-methylpropan-2-yl)amino)-2-oxoacetyl)-1,2,4-trimethyl-1H-pyrrole-3-carboxamide	391.1
134		N-(2-fluoropyridin-4-yl)-5-(2-(((1S,2S)-2-hydroxycyclopentyl)amino)-2-oxoacetyl)-1,2,4-trimethyl-1H-pyrrole-3-carboxamide	403.1
135		N-(5-fluoropyridin-2-yl)-5-(2-(((2R,3as,5S,6as)-hexahydro-2,5-methanopentalen-3a(1H)-yl)amino)-2-oxoacetyl)-1,2,4-trimethyl-1H-pyrrole-3-carboxamide	439.2
136		N-(4-fluoro-3-methylphenyl)-5-(2-(((1R,2R)-2-hydroxycyclohexyl)amino)-2-oxoacetyl)-1,2,4-trimethyl-1H-pyrrole-3-carboxamide	430.1

Ex.	Structure	Chemical Name	ESI-MS (M+H) ⁺ (m/z)
137		N-(4-fluoro-3-methylphenyl)-5-(2-(((1s,4s)-4-hydroxycyclohexyl)amino)-2-oxoacetyl)-1,2,4-trimethyl-1H-pyrrole-3-carboxamide	430.1
138		(S)-5-(2-((2-amino-4,5,6,7-tetrahydrobenzo[d]thiazol-6-yl)amino)-2-oxoacetyl)-N-(6-fluoro-5-methylpyridin-3-yl)-1,2,4-trimethyl-1H-pyrrole-3-carboxamide	485.1
139		(S)-N-(4-fluoro-3-methylphenyl)-5-(2-((1-hydroxybutan-2-yl)amino)-2-oxoacetyl)-1,2,4-trimethyl-1H-pyrrole-3-carboxamide	404
140		(R)-N-(4-fluoro-3-methylphenyl)-5-(2-((1-hydroxybutan-2-yl)amino)-2-oxoacetyl)-1,2,4-trimethyl-1H-pyrrole-3-carboxamide	404
141		(R)-N-(4-fluoro-3-methylphenyl)-5-(2-((4-hydroxybutan-2-yl)amino)-2-oxoacetyl)-1,2,4-trimethyl-1H-pyrrole-3-carboxamide	404

Ex.	Structure	Chemical Name	ESI-MS (M+H) ⁺ (m/z)
142		(S)-N-(4-fluoro-3-methylphenyl)-5-(2-((4-hydroxybutan-2-yl)amino)-2-oxoacetyl)-1,2,4-trimethyl-1H-pyrrole-3-carboxamide	404
143		5-(2-(((2R,3R)-1,3-dihydroxybutan-2-yl)amino)-2-oxoacetyl)-N-(4-fluoro-3-methylphenyl)-1,2,4-trimethyl-1H-pyrrole-3-carboxamide	420
144		(R)-N-(4-fluoro-3-methylphenyl)-1,2,4-trimethyl-5-(2-((2-methyl-1-(3-methyl-1,2,4-oxadiazol-5-yl)propyl)amino)-2-oxoacetyl)-1H-pyrrole-3-carboxamide	471
145		(S)-N-(4-fluoro-3-methylphenyl)-1,2,4-trimethyl-5-(2-((2-methyl-1-(3-methyl-1,2,4-oxadiazol-5-yl)propyl)amino)-2-oxoacetyl)-1H-pyrrole-3-carboxamide	471
146		N-(4-fluoro-3-methylphenyl)-5-(2-(((1R,2S)-2-hydroxycyclopentyl)amino)-2-oxoacetyl)-1,2,4-trimethyl-1H-pyrrole-3-carboxamide	416.1

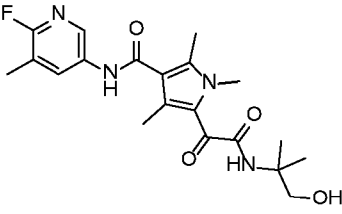
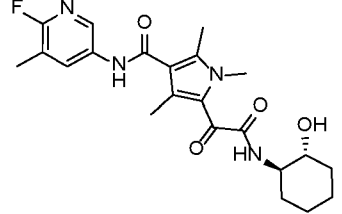
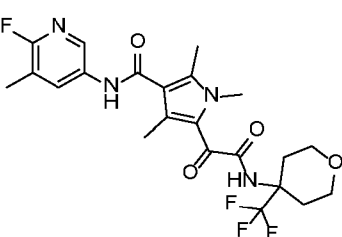
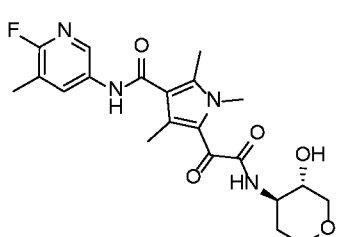
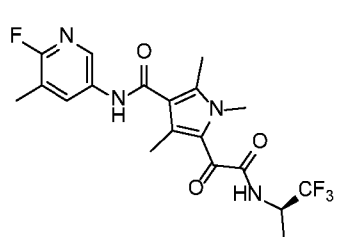
Ex.	Structure	Chemical Name	ESI-MS (M+H) ⁺ (m/z)
147		5-(2-((1-carbamoylcyclopentyl)amino)-2-oxoacetyl)-N-(3,4-difluorophenyl)-1,2,4-trimethyl-1H-pyrrole-3-carboxamide	447.2
148		N-(3,4-difluorophenyl)-5-(2-(((1-hydroxy-2-methylpropan-2-yl)amino)-2-oxoacetyl))-1,2,4-trimethyl-1H-pyrrole-3-carboxamide	408.2
149		N-(4-fluoro-3-methylphenyl)-5-(2-(((3S,4R)-3-hydroxytetrahydro-2H-pyran-4-yl)amino)-2-oxoacetyl))-1,2,4-trimethyl-1H-pyrrole-3-carboxamide	432.1
150		N-(4-fluoro-3-methylphenyl)-5-(2-(((4-hydroxytetrahydro-2H-pyran-4-yl)methyl)amino)-2-oxoacetyl))-1,2,4-trimethyl-1H-pyrrole-3-carboxamide	446.1
151		5-(2-(((1R,2S,3S)-2,3-dihydroxycyclopentyl)amino)-2-oxoacetyl)-N-(4-fluoro-3-methylphenyl)-1,2,4-trimethyl-1H-pyrrole-3-carboxamide	432.1

07 10 22

Ex.	Structure	Chemical Name	ESI-MS (M+H) ⁺ (m/z)
152		5-(2-(((1R,2R,3S)-2,3-dihydroxycyclopentyl)amino)-2-oxoacetyl)-N-(4-fluoro-3-methylphenyl)-1,2,4-trimethyl-1H-pyrrole-3-carboxamide	432.1
153		5-(2-((1-(5-(difluoromethyl)-1,2,4-oxadiazol-3-yl)cyclobutyl)amino)-2-oxoacetyl)-N-(4-fluoro-3-methylphenyl)-1,2,4-trimethyl-1H-pyrrole-3-carboxamide	504
154		5-(2-((2-(5-((dimethylamino)methyl)-1,2,4-oxadiazol-3-yl)propan-2-yl)amino)-2-oxoacetyl)-N-(4-fluoro-3-methylphenyl)-1,2,4-trimethyl-1H-pyrrole-3-carboxamide	500
155		N-(4-fluoro-3-methylphenyl)-1,2,4-trimethyl-5-(2-((1-(3-methyl-1,2,4-oxadiazol-5-yl)cyclopropyl)amino)-2-oxoacetyl)-1H-pyrrole-3-carboxamide	454

07 10 22

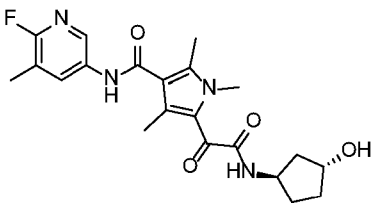
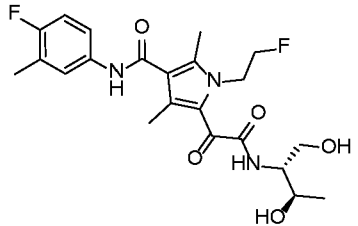
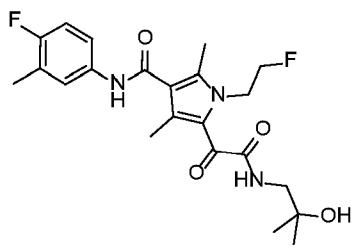
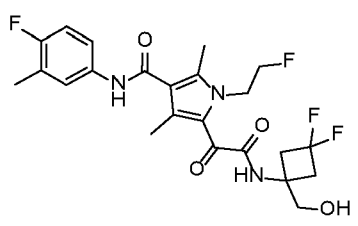
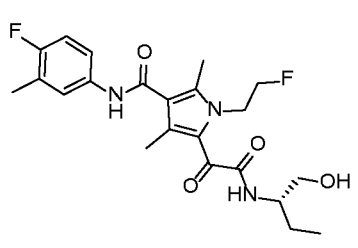
Ex.	Structure	Chemical Name	ESI-MS (M+H) ⁺ (m/z)
156		N-(4-fluoro-3-methylphenyl)-5-(2-(((1-hydroxy-2-methylpropan-2-yl)oxy)amino)-2-oxoacetyl)-1,2,4-trimethyl-1H-pyrrole-3-carboxamide	420
157		N-(4-fluoro-3-methylphenyl)-1,2,4-trimethyl-5-(2-oxo-2-((2,2,2-trifluoroethoxy)amino)acetyl)-1H-pyrrole-3-carboxamide	430
158		N-(4-fluoro-3-methylphenyl)-1,2,4-trimethyl-5-(2-(((1-(5-methyl-1,2,4-oxadiazol-3-yl)cyclopentyl)amino)-2-oxoacetyl)-1H-pyrrole-3-carboxamide	483
159		5-(2-(((1-(5-(difluoromethyl)-1,2,4-oxadiazol-3-yl)cyclobutyl)amino)-2-oxoacetyl)-N-(6-fluoro-5-methylpyridin-3-yl)-1,2,4-trimethyl-1H-pyrrole-3-carboxamide	505
160		N-(6-fluoro-5-methylpyridin-3-yl)-1,2,4-trimethyl-5-(2-(((1-(3-methyl-1,2,4-oxadiazol-5-yl)cyclopropyl)amino)-2-oxoacetyl)-1H-pyrrole-3-carboxamide	455

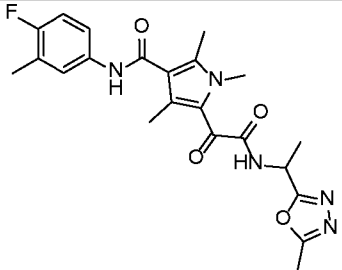
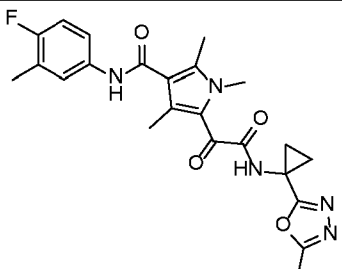
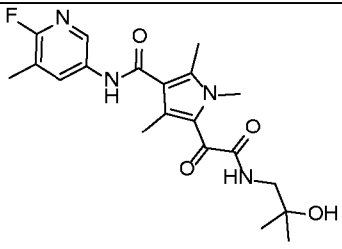
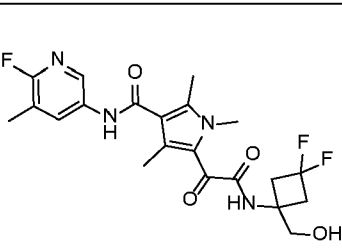
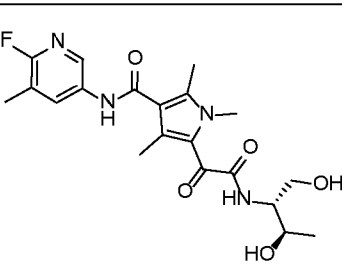
Ex.	Structure	Chemical Name	ESI-MS (M+H) ⁺ (m/z)
161		N-(6-fluoro-5-methylpyridin-3-yl)-5-(2-((1-hydroxy-2-methylpropan-2-yl)amino)-2-oxoacetyl)-1,2,4-trimethyl-1H-pyrrole-3-carboxamide	405.2
162		N-(6-fluoro-5-methylpyridin-3-yl)-5-(2-(((1R,2R)-2-hydroxycyclohexyl)amino)-2-oxoacetyl)-1,2,4-trimethyl-1H-pyrrole-3-carboxamide	431.3
163		N-(6-fluoro-5-methylpyridin-3-yl)-1,2,4-trimethyl-5-(2-oxo-2-((4-(trifluoromethyl)tetrahydro-2H-pyran-4-yl)amino)acetyl)-1H-pyrrole-3-carboxamide	485.2
164		N-(6-fluoro-5-methylpyridin-3-yl)-5-(2-(((3S,4R)-3-hydroxytetrahydro-2H-pyran-4-yl)amino)-2-oxoacetyl)-1,2,4-trimethyl-1H-pyrrole-3-carboxamide	433.2
165		(R)-N-(6-fluoro-5-methylpyridin-3-yl)-1,2,4-trimethyl-5-(2-oxo-2-((1,1,1-trifluoropropan-2-yl)amino)acetyl)-1H-pyrrole-3-carboxamide	429.1

Ex.	Structure	Chemical Name	ESI-MS (M+H) ⁺ (m/z)
166		(R)-N-(6-fluoropyridin-3-yl)-1,2,4-trimethyl-5-(2-oxo-2-((1,1,1-trifluoropropan-2-yl)amino)acetyl)-1H-pyrrole-3-carboxamide	415.1
167		N-(6-fluoro-5-methylpyridin-3-yl)-5-(2-((1-methoxy-2-methylpropan-2-yl)amino)-2-oxoacetyl)-1,2,4-trimethyl-1H-pyrrole-3-carboxamide	419.1
168		N-(6-fluoropyridin-3-yl)-5-(2-((1-methoxy-2-methylpropan-2-yl)amino)-2-oxoacetyl)-1,2,4-trimethyl-1H-pyrrole-3-carboxamide	405.1
169		N-(4-fluoro-3-methylphenyl)-5-(2-((1-methoxy-2-methylpropan-2-yl)amino)-2-oxoacetyl)-1,2,4-trimethyl-1H-pyrrole-3-carboxamide	418.2
170		(R)-N-(2-fluoropyridin-4-yl)-1,2,4-trimethyl-5-(2-oxo-2-((1,1,1-trifluoropropan-2-yl)amino)acetyl)-1H-pyrrole-3-carboxamide	415.1

Ex.	Structure	Chemical Name	ESI-MS (M+H) ⁺ (m/z)
171		5-(2-(((2-aminothiazol-5-yl)methyl)amino)-2-oxoacetyl)-N-(6-fluoro-5-methylpyridin-3-yl)-1,2,4-trimethyl-1H-pyrrole-3-carboxamide	445.1
172		N-(2-fluoropyridin-4-yl)-1,2,4-trimethyl-5-(2-oxo-2-(((1,1,1-trifluoro-2-methylpropan-2-yl)amino)acetyl)-1H-pyrrole-3-carboxamide	429.1
173		N-(6-fluoro-5-methylpyridin-3-yl)-1,2,4-trimethyl-5-(2-oxo-2-(((1,1,1-trifluoro-2-methylpropan-2-yl)amino)acetyl)-1H-pyrrole-3-carboxamide	443.1
174		N-(6-fluoro-5-methylpyridin-3-yl)-5-(2-(((1s,4s)-4-hydroxycyclohexyl)amino)-2-oxoacetyl)-1,2,4-trimethyl-1H-pyrrole-3-carboxamide	431.1
175		N-(6-fluoro-5-methylpyridin-3-yl)-5-(2-(((1r,4r)-4-hydroxycyclohexyl)amino)-2-oxoacetyl)-1,2,4-trimethyl-1H-pyrrole-3-carboxamide	431.1

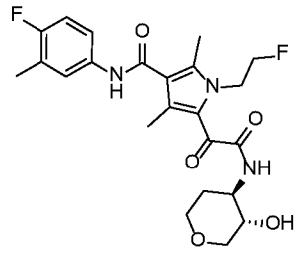
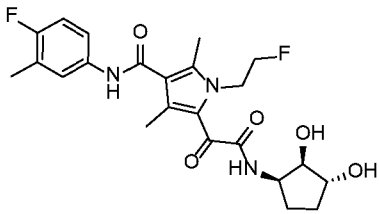
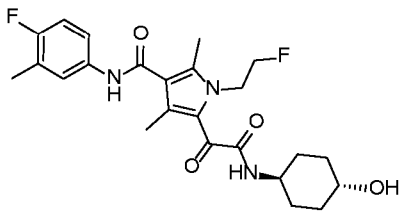
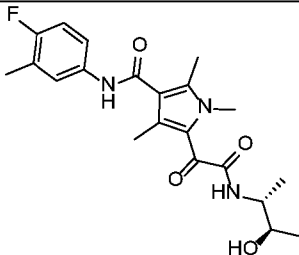
07 10 22

Ex.	Structure	Chemical Name	ESI-MS (M+H) ⁺ (m/z)
176		N-(6-fluoro-5-methylpyridin-3-yl)-5-(2-(((1R,3R)-3-hydroxycyclopentyl)amino)-2-oxoacetyl)-1,2,4-trimethyl-1H-pyrrole-3-carboxamide	417.1
177		5-(2-(((2R,3R)-1,3-dihydroxybutan-2-yl)amino)-2-oxoacetyl)-N-(4-fluoro-3-methylphenyl)-1-(2-fluoroethyl)-2,4-dimethyl-1H-pyrrole-3-carboxamide	452
178		N-(4-fluoro-3-methylphenyl)-1-(2-fluoroethyl)-5-(2-((2-hydroxy-2-methylpropyl)amino)-2-oxoacetyl)-2,4-dimethyl-1H-pyrrole-3-carboxamide	436
179		5-(2-((3,3-difluoro-1-(hydroxymethyl)cyclobutyl)amino)-2-oxoacetyl)-N-(4-fluoro-3-methylphenyl)-1-(2-fluoroethyl)-2,4-dimethyl-1H-pyrrole-3-carboxamide	484
180		(S)-N-(4-fluoro-3-methylphenyl)-1-(2-fluoroethyl)-5-(2-((1-hydroxybutan-2-yl)amino)-2-oxoacetyl)-2,4-dimethyl-1H-pyrrole-3-carboxamide	436

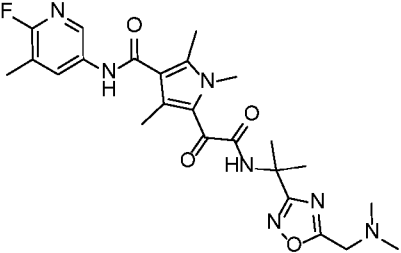
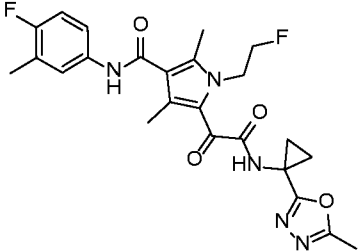
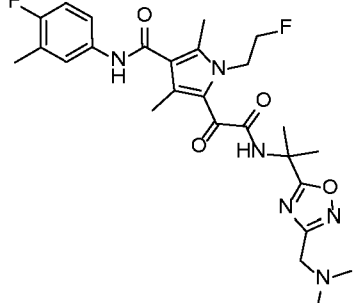
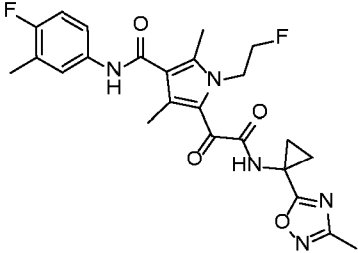
Ex.	Structure	Chemical Name	ESI-MS (M+H) ⁺ (m/z)
181		N-(4-fluoro-3-methylphenyl)-1,2,4-trimethyl-5-(2-((1-(5-methyl-1,3,4-oxadiazol-2-yl)ethyl)amino)-2-oxoacetyl)-1H-pyrrole-3-carboxamide	442
182		N-(4-fluoro-3-methylphenyl)-1,2,4-trimethyl-5-(2-((1-(5-methyl-1,3,4-oxadiazol-2-yl)cyclopropyl)amino)-2-oxoacetyl)-1H-pyrrole-3-carboxamide	454
183		N-(6-fluoro-5-methylpyridin-3-yl)-5-(2-((2-hydroxy-2-methylpropyl)amino)-2-oxoacetyl)-1,2,4-trimethyl-1H-pyrrole-3-carboxamide	405
184		5-(2-((3,3-difluoro-1-(hydroxymethyl)cyclobutyl)amino)-2-oxoacetyl)-N-(6-fluoro-5-methylpyridin-3-yl)-1,2,4-trimethyl-1H-pyrrole-3-carboxamide	453
185		5-(2-(((2R,3R)-1,3-dihydroxybutan-2-yl)amino)-2-oxoacetyl)-N-(6-fluoro-5-methylpyridin-3-yl)-1,2,4-trimethyl-1H-pyrrole-3-carboxamide	421

Ex.	Structure	Chemical Name	ESI-MS (M+H) ⁺ (m/z)
186		(S)-N-(6-fluoro-5-methylpyridin-3-yl)-5-(2-((1-hydroxybutan-2-yl)amino)-2-oxoacetyl)-1,2,4-trimethyl-1H-pyrrole-3-carboxamide	405
187		N-(4-fluoro-3-methylphenyl)-5-(2-(((3R,4S)-3-hydroxytetrahydro-2H-pyran-4-yl)amino)-2-oxoacetyl)-1,2,4-trimethyl-1H-pyrrole-3-carboxamide	432.2
188		N-(2-fluoropyridin-4-yl)-5-(2-(((1r,3s,5R,7S)-3-hydroxyadamantan-1-yl)amino)-2-oxoacetyl)-1,2,4-trimethyl-1H-pyrrole-3-carboxamide	469.2
189		N-(3-chloro-4-fluorophenyl)-5-(2-((1-hydroxy-2-methylpropan-2-yl)amino)-2-oxoacetyl)-1,2,4-trimethyl-1H-pyrrole-3-carboxamide	424.1
190		N-(2-chloropyridin-4-yl)-5-(2-((1-hydroxy-2-methylpropan-2-yl)amino)-2-oxoacetyl)-1,2,4-trimethyl-1H-pyrrole-3-carboxamide	407.1

Ex.	Structure	Chemical Name	ESI-MS (M+H) ⁺ (m/z)
191		N-(6-fluoro-5-methylpyridin-3-yl)-1,2,4-trimethyl-5-(2-oxo-2-((tetrahydro-2H-thiopyran-4-yl)amino)acetyl)-1H-pyrrole-3-carboxamide	433.1
192		5-(2-(3,3-difluoropyrrolidin-1-yl)-2-oxoacetyl)-N-(6-fluoro-5-methylpyridin-3-yl)-1,2,4-trimethyl-1H-pyrrole-3-carboxamide	423.1
193		N-(6-fluoro-5-methylpyridin-3-yl)-1,2,4-trimethyl-5-(2-oxo-2-(3-oxo-9-azabicyclo[3.3.1]nonan-9-yl)acetyl)-1H-pyrrole-3-carboxamide	455.1
194		N-(4-fluoro-3-methylphenyl)-1-(2-fluoroethyl)-5-(2-(((1S,3S)-3-hydroxycyclopentyl)amino)-2-oxoacetyl)-2,4-dimethyl-1H-pyrrole-3-carboxamide	448.2
195		N-(4-fluoro-3-methylphenyl)-1-(2-fluoroethyl)-5-(2-(((1R,2R)-2-hydroxycyclopentyl)amino)-2-oxoacetyl)-2,4-dimethyl-1H-pyrrole-3-carboxamide	448.2

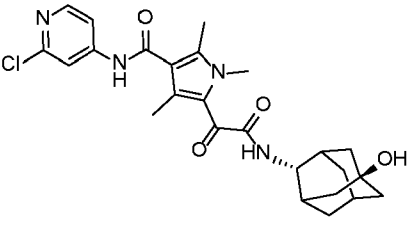
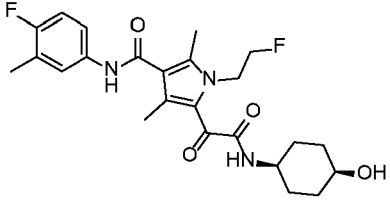
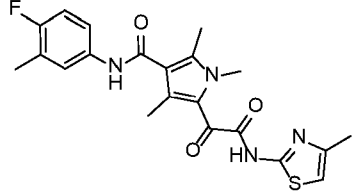
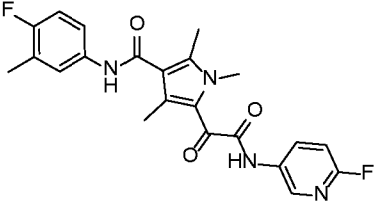
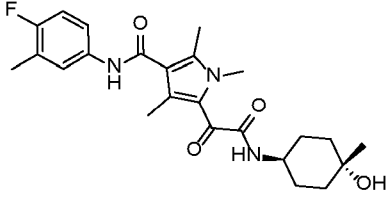
Ex.	Structure	Chemical Name	ESI-MS (M+H) ⁺ (m/z)
196		N-(4-fluoro-3-methylphenyl)-1-(2-fluoroethyl)-5-(2-(((3S,4R)-3-hydroxytetrahydro-2H-pyran-4-yl)amino)-2-oxoacetyl)-2,4-dimethyl-1H-pyrrole-3-carboxamide	464.1
197		5-(2-(((1R,2R,3R)-2,3-dihydroxycyclopentyl)amino)-2-oxoacetyl)-N-(4-fluoro-3-methylphenyl)-1-(2-fluoroethyl)-2,4-dimethyl-1H-pyrrole-3-carboxamide	464.2
198		N-(4-fluoro-3-methylphenyl)-1-(2-fluoroethyl)-5-(2-(((1r,4r)-4-hydroxycyclohexyl)amino)-2-oxoacetyl)-2,4-dimethyl-1H-pyrrole-3-carboxamide	462.2
199		N-(4-fluoro-3-methylphenyl)-5-(2-(((2R,3R)-3-hydroxybutan-2-yl)amino)-2-oxoacetyl)-1,2,4-trimethyl-1H-pyrrole-3-carboxamide	404

07 10 22

Ex.	Structure	Chemical Name	ESI-MS (M+H) ⁺ (m/z)
200		5-(2-((2-(5-((dimethylamino)methyl)-1,2,4-oxadiazol-3-yl)propan-2-yl)amino)-2-oxoacetyl)-N-(6-fluoro-5-methylpyridin-3-yl)-1,2,4-trimethyl-1H-pyrrole-3-carboxamide	501
201		N-(4-fluoro-3-methylphenyl)-1-(2-fluoroethyl)-2,4-dimethyl-5-(2-((1-(5-methyl-1,3,4-oxadiazol-2-yl)cyclopropyl)amino)-2-oxoacetyl)-1H-pyrrole-3-carboxamide	486
202		5-(2-((2-(3-((dimethylamino)methyl)-1,2,4-oxadiazol-5-yl)propan-2-yl)amino)-2-oxoacetyl)-N-(4-fluoro-3-methylphenyl)-1-(2-fluoroethyl)-2,4-dimethyl-1H-pyrrole-3-carboxamide	532
203		N-(4-fluoro-3-methylphenyl)-1-(2-fluoroethyl)-2,4-dimethyl-5-(2-((1-(3-methyl-1,2,4-oxadiazol-5-yl)cyclopropyl)amino)-2-oxoacetyl)-1H-pyrrole-3-carboxamide	486

07 10 22

Ex.	Structure	Chemical Name	ESI-MS (M+H) ⁺ (m/z)
204		N-(4-fluoro-3-methylphenyl)- 1,2,4-trimethyl-5-(2-oxo-2- (pyridin-3-ylamino)acetyl)- 1H-pyrrole-3-carboxamide	409
205		N-(6-fluoro-5-methylpyridin- 3-yl)-5-(2-(((1r,4r)-4- hydroxy-4- (trifluoromethyl)cyclohexyl)a mino)-2-oxoacetyl)-1,2,4- trimethyl-1H-pyrrole-3- carboxamide	499.2
206		5-(2-(((3,3-difluoro-1- methylcyclobutyl)amino)-2- oxoacetyl)-N-(6-fluoro-5- methylpyridin-3-yl)-1,2,4- trimethyl-1H-pyrrole-3- carboxamide	437.1
207		N-(4-fluoro-3-methylphenyl)- 5-(2-(((1r,4r)-4-hydroxy-4- (trifluoromethyl)cyclohexyl)a mino)-2-oxoacetyl)-1,2,4- trimethyl-1H-pyrrole-3- carboxamide	498.2
208		(R)-N-(2-chloropyridin-4-yl)- 1,2,4-trimethyl-5-(2-oxo-2- (1,1,1-trifluoropropan-2- yl)amino)acetyl)-1H-pyrrole- 3-carboxamide	431.1

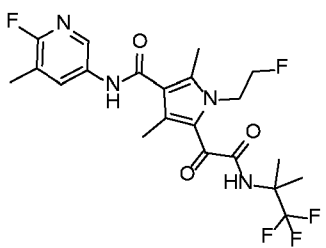
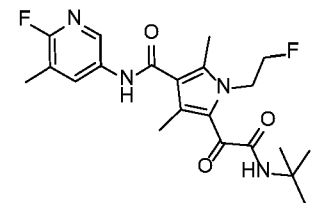
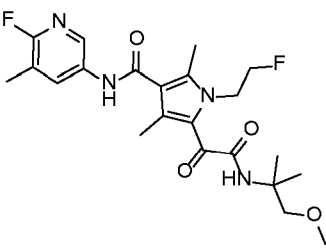
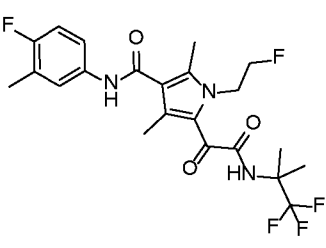
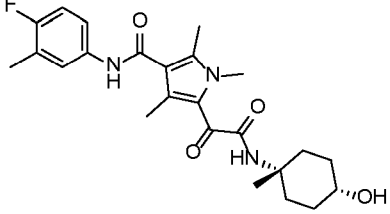
Ex.	Structure	Chemical Name	ESI-MS (M+H) ⁺ (m/z)
209		N-(2-chloropyridin-4-yl)-5-(2-(((1R,2s,3S,5s,7s)-5-hydroxyadamantan-2-yl)amino)-2-oxoacetyl)-1,2,4-trimethyl-1H-pyrrole-3-carboxamide	485.1
210		N-(4-fluoro-3-methylphenyl)-1-(2-fluoroethyl)-5-(2-(((1s,4s)-4-hydroxycyclohexyl)amino)-2-oxoacetyl)-2,4-dimethyl-1H-pyrrole-3-carboxamide	462.1
211		N-(4-fluoro-3-methylphenyl)-1,2,4-trimethyl-5-(2-((4-methylthiazol-2-yl)amino)-2-oxoacetyl)-1H-pyrrole-3-carboxamide	429
212		N-(4-fluoro-3-methylphenyl)-5-(2-(((6-fluoropyridin-3-yl)amino)-2-oxoacetyl)-1,2,4-trimethyl-1H-pyrrole-3-carboxamide	427
213		N-(4-fluoro-3-methylphenyl)-5-(2-(((1r,4r)-4-hydroxy-4-methylcyclohexyl)amino)-2-oxoacetyl)-1,2,4-trimethyl-1H-pyrrole-3-carboxamide	444.2

07 10 22

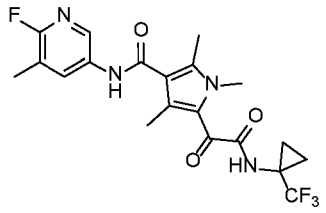
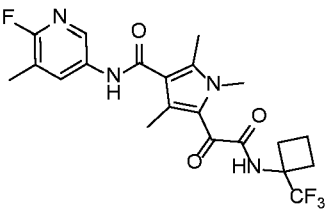
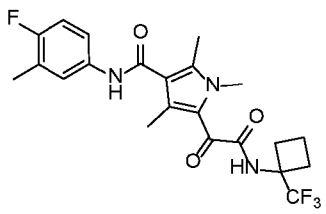
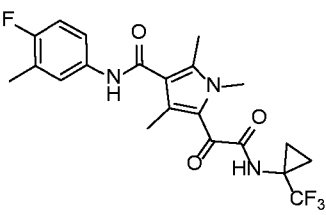
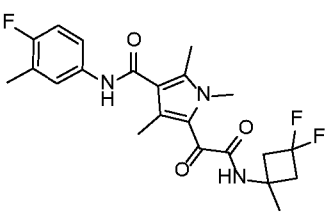
Ex.	Structure	Chemical Name	ESI-MS (M+H) ⁺ (m/z)
214		N-(4-fluoro-3-methylphenyl)-5-(2-(((1s,4s)-4-hydroxy-4-methylcyclohexyl)amino)-2-oxoacetyl)-1,2,4-trimethyl-1H-pyrrole-3-carboxamide	445
215		(S)-N-(4-fluoro-3-methylphenyl)-1,2,4-trimethyl-5-(2-((1-(3-methyl-1,2,4-oxadiazol-5-yl)ethyl)amino)-2-oxoacetyl)-1H-pyrrole-3-carboxamide	442
216		N-(4-fluoro-3-methylphenyl)-5-(2-((4-fluoro-3-methylphenyl)amino)-2-oxoacetyl)-1,2,4-trimethyl-1H-pyrrole-3-carboxamide	440
217		(S)-N-(4-fluoro-3-methylphenyl)-5-(2-((1-hydroxypropan-2-yl)amino)-2-oxoacetyl)-1,2,4-trimethyl-1H-pyrrole-3-carboxamide	390
218		(S)-N-(4-fluoro-3-methylphenyl)-5-(2-((2-hydroxypropyl)amino)-2-oxoacetyl)-1,2,4-trimethyl-1H-pyrrole-3-carboxamide	390

Ex.	Structure	Chemical Name	ESI-MS (M+H) ⁺ (m/z)
219		(R)-N-(4-fluoro-3-methylphenyl)-5-(2-((1-hydroxypropan-2-yl)amino)-2-oxoacetyl)-1,2,4-trimethyl-1H-pyrrole-3-carboxamide	390
220		(R)-N-(4-fluoro-3-methylphenyl)-5-(2-((2-hydroxypropyl)amino)-2-oxoacetyl)-1,2,4-trimethyl-1H-pyrrole-3-carboxamide	390
221		N-(4-fluoro-3-methylphenyl)-5-(2-(((1s,4s)-4-hydroxy-4-(trifluoromethyl)cyclohexyl)amino)-2-oxoacetyl)-1,2,4-trimethyl-1H-pyrrole-3-carboxamide	498.2
222		N-(6-fluoro-5-methylpyridin-3-yl)-1-(2-fluoroethyl)-5-(2-((1-hydroxy-2-methylpropan-2-yl)amino)-2-oxoacetyl)-2,4-dimethyl-1H-pyrrole-3-carboxamide	437.2
223		N-(4-fluoro-3-methylphenyl)-1,2,4-trimethyl-5-(2-oxo-2-((tetrahydro-2H-thiopyran-4-yl)amino)acetyl)-1H-pyrrole-3-carboxamide	432.1

07 10 22

Ex.	Structure	Chemical Name	ESI-MS (M+H) ⁺ (m/z)
224		N-(6-fluoro-5-methylpyridin-3-yl)-1-(2-fluoroethyl)-2,4-dimethyl-5-(2-oxo-2-((1,1,1-trifluoro-2-methylpropan-2-yl)amino)acetyl)-1H-pyrrole-3-carboxamide	475.2
225		5-(2-(tert-butylamino)-2-oxoacetyl)-N-(6-fluoro-5-methylpyridin-3-yl)-1-(2-fluoroethyl)-2,4-dimethyl-1H-pyrrole-3-carboxamide	421.2
226		N-(6-fluoro-5-methylpyridin-3-yl)-1-(2-fluoroethyl)-5-(2-((1-methoxy-2-methylpropan-2-yl)amino)-2-oxoacetyl)-2,4-dimethyl-1H-pyrrole-3-carboxamide	451.3
227		N-(4-fluoro-3-methylphenyl)-1-(2-fluoroethyl)-2,4-dimethyl-5-(2-oxo-2-((1,1,1-trifluoro-2-methylpropan-2-yl)amino)acetyl)-1H-pyrrole-3-carboxamide	474.2
228		N-(4-fluoro-3-methylphenyl)-5-(2-(((1s,4s)-4-hydroxy-1-methylcyclohexyl)amino)-2-oxoacetyl)-1,2,4-trimethyl-1H-pyrrole-3-carboxamide	444.2

Ex.	Structure	Chemical Name	ESI-MS (M+H) ⁺ (m/z)
229		5-(2-(((2-aminothiazol-4-yl)methyl)amino)-2-oxoacetyl)-N-(4-fluoro-3-methylphenyl)-1-(2-fluoroethyl)-2,4-dimethyl-1H-pyrrole-3-carboxamide	476.2
230		N-(4-fluoro-3-methylphenyl)-1-(2-fluoroethyl)-2,4-dimethyl-5-(2-oxo-2-((4-(trifluoromethyl)tetrahydro-2H-pyran-4-yl)amino)acetyl)-1H-pyrrole-3-carboxamide	516.1
231		5-(2-((3,4-difluorophenyl)amino)-2-oxoacetyl)-N-(4-fluoro-3-methylphenyl)-1,2,4-trimethyl-1H-pyrrole-3-carboxamide	444
232		5-(2-(((1r,4r)-4-aminocyclohexyl)amino)-2-oxoacetyl)-N-(4-fluoro-3-methylphenyl)-1,2,4-trimethyl-1H-pyrrole-3-carboxamide	430
233		N-(4-fluoro-3-methylphenyl)-1,2,4-trimethyl-5-(2-oxo-2-(piperidin-4-ylamino)acetyl)-1H-pyrrole-3-carboxamide	415

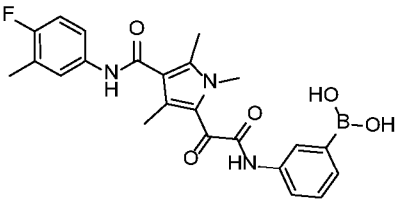
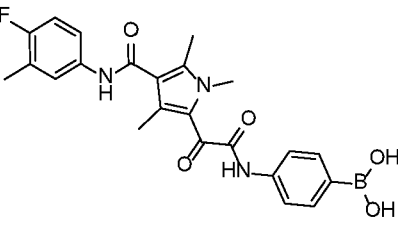
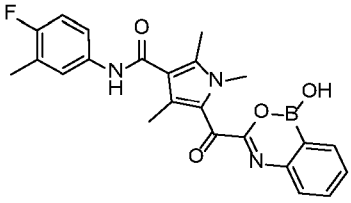
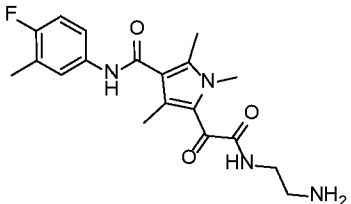
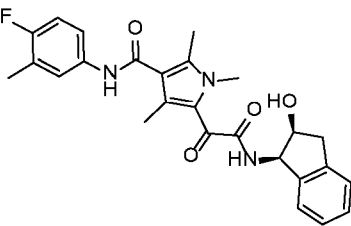
Ex.	Structure	Chemical Name	ESI-MS (M+H) ⁺ (m/z)
234		N-(6-fluoro-5-methylpyridin-3-yl)-1,2,4-trimethyl-5-(2-oxo-2-((1-(trifluoromethyl)cyclopropyl)amino)acetyl)-1H-pyrrole-3-carboxamide	441
235		N-(6-fluoro-5-methylpyridin-3-yl)-1,2,4-trimethyl-5-(2-oxo-2-((1-(trifluoromethyl)cyclobutyl)amino)acetyl)-1H-pyrrole-3-carboxamide	455
236		N-(4-fluoro-3-methylphenyl)-1,2,4-trimethyl-5-(2-oxo-2-((1-(trifluoromethyl)cyclobutyl)amino)acetyl)-1H-pyrrole-3-carboxamide	454
237		N-(4-fluoro-3-methylphenyl)-1,2,4-trimethyl-5-(2-oxo-2-((1-(trifluoromethyl)cyclopropyl)amino)acetyl)-1H-pyrrole-3-carboxamide	440
238		5-(2-((3,3-difluoro-1-methylcyclobutyl)amino)-2-oxoacetyl)-N-(4-fluoro-3-methylphenyl)-1,2,4-trimethyl-1H-pyrrole-3-carboxamide	436

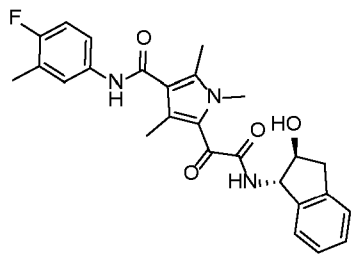
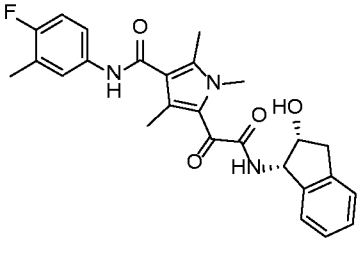
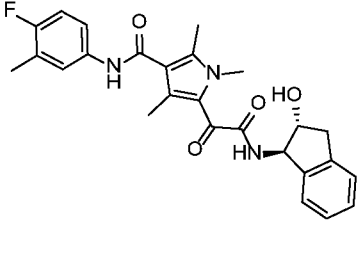
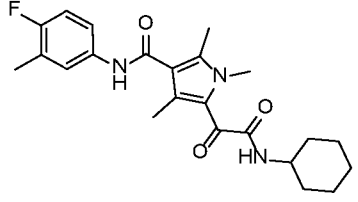
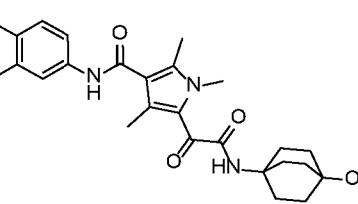
Ex.	Structure	Chemical Name	ESI-MS (M+H) ⁺ (m/z)
239		N-(6-fluoropyridin-3-yl)-5-(2-(((1s,4s)-4-hydroxy-4-(trifluoromethyl)cyclohexyl)amino)-2-oxoacetyl)-1,2,4-trimethyl-1H-pyrrole-3-carboxamide	485.1
240		N-(6-fluoropyridin-3-yl)-5-(2-(((1s,4s)-4-hydroxy-1-methylcyclohexyl)amino)-2-oxoacetyl)-1,2,4-trimethyl-1H-pyrrole-3-carboxamide	431.2
241		N-(4-fluoro-3-methylphenyl)-1-(2-fluoroethyl)-5-(2-((1-methoxy-2-methylpropan-2-yl)amino)-2-oxoacetyl)-2,4-dimethyl-1H-pyrrole-3-carboxamide	450.2
242		N-(4-fluoro-3-methylphenyl)-1,2,4-trimethyl-5-(2-(methylamino)-2-oxoacetyl)-1H-pyrrole-3-carboxamide	346
243		N-(4-fluoro-3-methylphenyl)-1,2,4-trimethyl-5-(2-oxo-2-(((3-(trifluoromethyl)-1,2,4-oxadiazol-5-yl)methyl)amino)acetyl)-1H-pyrrole-3-carboxamide	482

Ex.	Structure	Chemical Name	ESI-MS (M+H) ⁺ (m/z)
244		N-(4-fluoro-3-methylphenyl)-1,2,4-trimethyl-5-(2-oxo-2-(((5-(trifluoromethyl)-4H-1,2,4-triazol-3-yl)methyl)amino)acetyl)-1H-pyrrole-3-carboxamide	481
245		N-(4-fluoro-3-methylphenyl)-5-(2-(((1S,3R)-3-hydroxycyclopentyl)amino)-2-oxoacetyl)-1,2,4-trimethyl-1H-pyrrole-3-carboxamide	416.1
246		N-(4-fluoro-3-methylphenyl)-5-(2-(((1r,4r)-4-hydroxycyclohexyl)amino)-2-oxoacetyl)-1,2,4-trimethyl-1H-pyrrole-3-carboxamide	430.2
247		N-(4-fluoro-3-methylphenyl)-1,2,4-trimethyl-5-(2-oxo-2-((tetrahydro-2H-pyran-4-yl)amino)acetyl)-1H-pyrrole-3-carboxamide	416.2
248		(4-(2-(4-((4-fluoro-3-methylphenyl)carbamoyl)-1,3,5-trimethyl-1H-pyrrol-2-yl)-2-oxoacetamido)-2-methoxyphenyl)boronic acid	482.1

Ex.	Structure	Chemical Name	ESI-MS (M+H) ⁺ (m/z)
249		5-(2-((1,1-dioxidotetrahydro-2H-thiopyran-4-yl)amino)-2-oxoacetyl)-N-(4-fluoro-3-methylphenyl)-1,2,4-trimethyl-1H-pyrrole-3-carboxamide	464.1
250		5-(2-((4,4-difluorocyclohexyl)amino)-2-oxoacetyl)-N-(4-fluoro-3-methylphenyl)-1,2,4-trimethyl-1H-pyrrole-3-carboxamide	450.2
251		N-(3-chloro-4-fluorophenyl)-5-(2-(((1s,4s)-4-hydroxycyclohexyl)amino)-2-oxoacetyl)-1,2,4-trimethyl-1H-pyrrole-3-carboxamide	450.1
252		N-(2-chloropyridin-4-yl)-5-(2-(((1s,4s)-4-hydroxycyclohexyl)amino)-2-oxoacetyl)-1,2,4-trimethyl-1H-pyrrole-3-carboxamide	433.1
253		N-(2-chloropyridin-4-yl)-1,2,4-trimethyl-5-(2-oxo-2-((4-(trifluoromethyl)tetrahydro-2H-pyran-4-yl)amino)acetyl)-1H-pyrrole-3-carboxamide	487.1

07 10 22

Ex.	Structure	Chemical Name	ESI-MS (M+H) ⁺ (m/z)
254		(3-(2-(4-((4-fluoro-3-methylphenyl)carbamoyl)-1,3,5-trimethyl-1H-pyrrol-2-yl)-2-oxoacetamido)phenyl)boronic acid	452
255		(4-(2-(4-((4-fluoro-3-methylphenyl)carbamoyl)-1,3,5-trimethyl-1H-pyrrol-2-yl)-2-oxoacetamido)phenyl)boronic acid	452
256		N-(4-fluoro-3-methylphenyl)-5-(1-hydroxy-1H-benzo[c][1,5,2]oxazaborinine-3-carbonyl)-1,2,4-trimethyl-1H-pyrrole-3-carboxamide	434
257		5-(2-((2-aminoethyl)amino)-2-oxoacetyl)-N-(4-fluoro-3-methylphenyl)-1,2,4-trimethyl-1H-pyrrole-3-carboxamide	375
258		N-(4-fluoro-3-methylphenyl)-5-(2-(((1R,2S)-2-hydroxy-2,3-dihydro-1H-inden-1-yl)amino)-2-oxoacetyl)-1,2,4-trimethyl-1H-pyrrole-3-carboxamide	465

Ex.	Structure	Chemical Name	ESI-MS (M+H) ⁺ (m/z)
259		N-(4-fluoro-3-methylphenyl)-5-(2-(((1S,2S)-2-hydroxy-2,3-dihydro-1H-inden-1-yl)amino)-2-oxoacetyl)-1,2,4-trimethyl-1H-pyrrole-3-carboxamide	465
260		N-(4-fluoro-3-methylphenyl)-5-(2-(((1S,2R)-2-hydroxy-2,3-dihydro-1H-inden-1-yl)amino)-2-oxoacetyl)-1,2,4-trimethyl-1H-pyrrole-3-carboxamide	465
261		N-(4-fluoro-3-methylphenyl)-5-(2-(((1R,2R)-2-hydroxy-2,3-dihydro-1H-inden-1-yl)amino)-2-oxoacetyl)-1,2,4-trimethyl-1H-pyrrole-3-carboxamide	465
262		5-(2-(cyclohexylamino)-2-oxoacetyl)-N-(4-fluoro-3-methylphenyl)-1,2,4-trimethyl-1H-pyrrole-3-carboxamide	414
263		N-(4-fluoro-3-methylphenyl)-5-(2-((4-hydroxybicyclo[2.2.2]octan-1-yl)amino)-2-oxoacetyl)-1,2,4-trimethyl-1H-pyrrole-3-carboxamide	457

Ex.	Structure	Chemical Name	ESI-MS (M+H) ⁺ (m/z)
264		N-(4-fluoro-3-methylphenyl)-1,2,4-trimethyl-5-(2-oxo-2-((6-(trifluoromethyl)pyridin-3-yl)amino)acetyl)-1H-pyrrole-3-carboxamide	477
265		N-(4-fluoro-3-methylphenyl)-1,2,4-trimethyl-5-(2-(((1s,4s)-4-morpholinocyclohexyl)amino)-2-oxoacetyl)-1H-pyrrole-3-carboxamide	500
266		N-(4-fluoro-3-methylphenyl)-1,2,4-trimethyl-5-(2-((6-morpholinopyridin-3-yl)amino)-2-oxoacetyl)-1H-pyrrole-3-carboxamide	495
267		N-(4-fluoro-3-methylphenyl)-5-(2-(((1s,3s)-3-hydroxy-1-methylcyclobutyl)amino)-2-oxoacetyl)-1,2,4-trimethyl-1H-pyrrole-3-carboxamide	416.2
268		N-(4-fluoro-3-methylphenyl)-5-(2-(((1s,4s)-4-methoxycyclohexyl)amino)-2-oxoacetyl)-1,2,4-trimethyl-1H-pyrrole-3-carboxamide	444.2

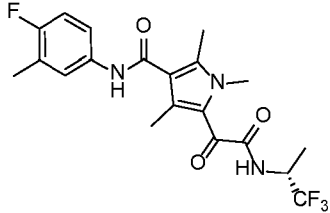
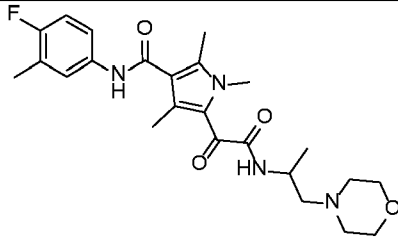
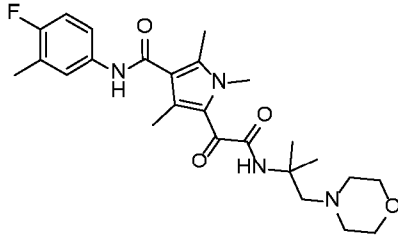
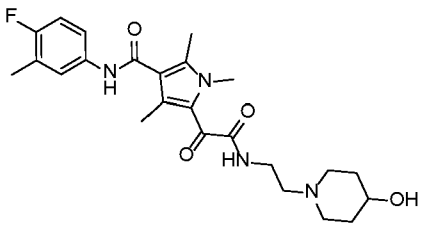
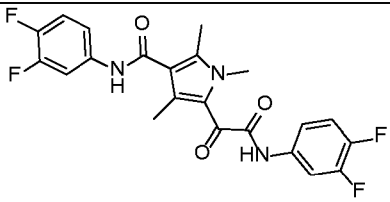
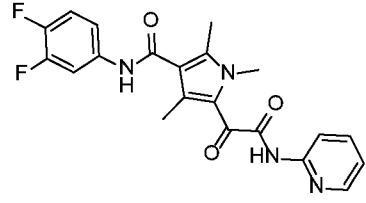
Ex.	Structure	Chemical Name	ESI-MS (M+H) ⁺ (m/z)
269		N-(4-fluoro-3-methylphenyl)-5-(2-(((1r,4r)-4-methoxycyclohexyl)amino)-2-oxoacetyl)-1,2,4-trimethyl-1H-pyrrole-3-carboxamide	444.2
270		N-(4-fluoro-3-methylphenyl)-1,2,4-trimethyl-5-(2-((2-morpholinoethyl)amino)-2-oxoacetyl)-1H-pyrrole-3-carboxamide	445.2
271		N-(2-fluoropyridin-4-yl)-1,2,4-trimethyl-5-(2-oxo-2-((4-(trifluoromethyl)tetrahydro-2H-pyran-4-yl)amino)acetyl)-1H-pyrrole-3-carboxamide	471.1
272		N-(2-fluoropyridin-4-yl)-1,2,4-trimethyl-5-(2-oxo-2-((tetrahydro-2H-thiopyran-4-yl)amino)acetyl)-1H-pyrrole-3-carboxamide	419.1
273		N-(4-fluoro-3-methylphenyl)-5-(2-(((1r,4r)-4-hydroxy-1-methylcyclohexyl)amino)-2-oxoacetyl)-1,2,4-trimethyl-1H-pyrrole-3-carboxamide	444.2

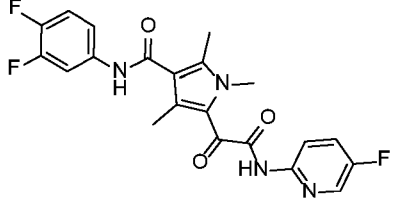
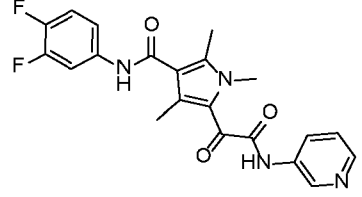
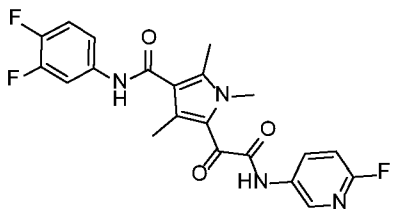
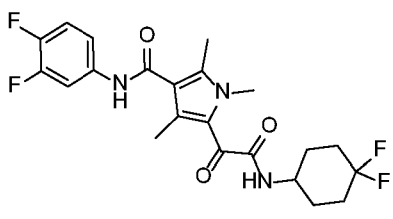
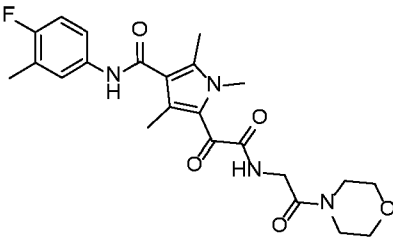
07 10 22

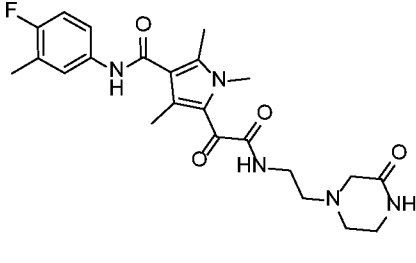
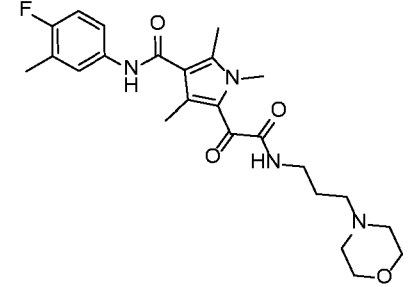
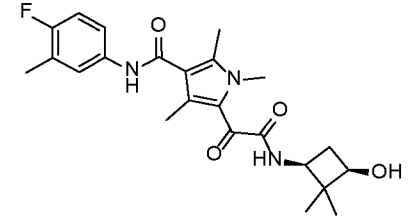
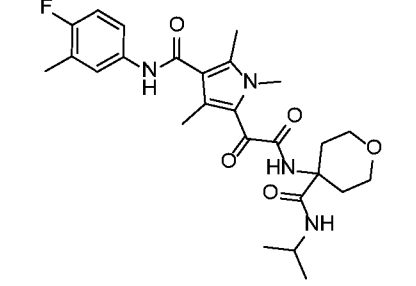
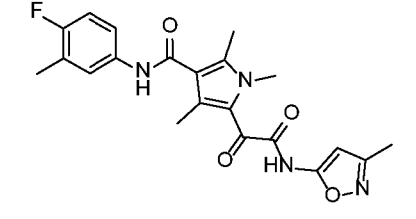
Ex.	Structure	Chemical Name	ESI-MS (M+H) ⁺ (m/z)
274		(S)-N-(2-fluoropyridin-4-yl)-1,2,4-trimethyl-5-(2-oxo-2-((1,1,1-trifluoropropan-2-yl)amino)acetyl)-1H-pyrrole-3-carboxamide	415.1
275		N-(4-fluoro-3-methylphenyl)-1,2,4-trimethyl-5-(2-oxo-2-(prop-2-yn-1-ylamino)acetyl)-1H-pyrrole-3-carboxamide	370.2
276		N-(4-fluoro-3-methylphenyl)-1,2,4-trimethyl-5-(2-oxo-2-(pyridin-2-ylamino)acetyl)-1H-pyrrole-3-carboxamide	409
277		N-(4-fluoro-3-methylphenyl)-1,2,4-trimethyl-5-(2-oxo-2-((4-methyltetrahydro-2H-pyran-4-yl)amino)-2-oxoacetyl)-1H-pyrrole-3-carboxamide	430.2
278		N-(4-fluoro-3-methylphenyl)-1,2,4-trimethyl-5-(2-oxo-2-((3-(trifluoromethyl)tetrahydrofuran-3-yl)amino)acetyl)-1H-pyrrole-3-carboxamide	470.2

Ex.	Structure	Chemical Name	ESI-MS (M+H) ⁺ (m/z)
279		(1s,4s)-4-(2-(4-((4-fluoro-3-methylphenyl)carbamoyl)-1,3,5-trimethyl-1H-pyrrol-2-yl)-2-oxoacetamido)cyclohexane-1-carboxylic acid	458.2
280		N-(4-fluoro-3-methylphenyl)-5-(2-((4-(hydroxymethyl)tetrahydro-2H-pyran-4-yl)amino)-2-oxoacetyl)-1,2,4-trimethyl-1H-pyrrole-3-carboxamide	446.1
281		5-(2-((3,3-dimethyltetrahydro-2H-pyran-4-yl)amino)-2-oxoacetyl)-N-(4-fluoro-3-methylphenyl)-1,2,4-trimethyl-1H-pyrrole-3-carboxamide	444.2
282		N-(4-fluoro-3-methylphenyl)-5-(2-(((1s,4s)-4-hydroxy-1-(trifluoromethyl)cyclohexyl)amino)-2-oxoacetyl)-1,2,4-trimethyl-1H-pyrrole-3-carboxamide	498.2
283		5-(2-(((1s,4s)-4-cyanocyclohexyl)amino)-2-oxoacetyl)-N-(4-fluoro-3-methylphenyl)-1,2,4-trimethyl-1H-pyrrole-3-carboxamide	439.2

Ex.	Structure	Chemical Name	ESI-MS (M+H) ⁺ (m/z)
284		1-ethyl-N-(4-fluoro-3-methylphenyl)-5-(2-(((1s,4s)-4-hydroxycyclohexyl)amino)-2-oxoacetyl)-2,4-dimethyl-1H-pyrrole-3-carboxamide	444.2
285		1-ethyl-N-(4-fluoro-3-methylphenyl)-2,4-dimethyl-5-(2-oxo-2-((4-(trifluoromethyl)tetrahydro-2H-pyran-4-yl)amino)acetyl)-1H-pyrrole-3-carboxamide	498.2
286		N-(4-fluoro-3-methylphenyl)-1,2,4-trimethyl-5-(2-oxo-2-((2-oxopiperidin-4-yl)amino)acetyl)-1H-pyrrole-3-carboxamide	429.2
287		N-(4-fluoro-3-methylphenyl)-5-(2-(((1R,3R)-3-hydroxycyclohexyl)amino)-2-oxoacetyl)-1,2,4-trimethyl-1H-pyrrole-3-carboxamide	430.2
288		N-(4-fluoro-3-methylphenyl)-5-(2-((3-hydroxy-1-(trifluoromethyl)cyclobutyl)amino)-2-oxoacetyl)-1,2,4-trimethyl-1H-pyrrole-3-carboxamide	470.2

Ex.	Structure	Chemical Name	ESI-MS (M+H) ⁺ (m/z)
289		(R)-N-(4-fluoro-3-methylphenyl)-1,2,4-trimethyl-5-(2-oxo-2-((1,1,1-trifluoropropan-2-yl)amino)acetyl)-1H-pyrrole-3-carboxamide	428.2
290		N-(4-fluoro-3-methylphenyl)-1,2,4-trimethyl-5-(2-((1-morpholinopropan-2-yl)amino)-2-oxoacetyl)-1H-pyrrole-3-carboxamide	459.3
291		N-(4-fluoro-3-methylphenyl)-1,2,4-trimethyl-5-(2-((2-methyl-1-morpholinopropan-2-yl)amino)-2-oxoacetyl)-1H-pyrrole-3-carboxamide	473.3
292		N-(4-fluoro-3-methylphenyl)-5-(2-((2-(4-hydroxypiperidin-1-yl)ethyl)amino)-2-oxoacetyl)-1,2,4-trimethyl-1H-pyrrole-3-carboxamide	459.3
293		N-(3,4-difluorophenyl)-5-(2-((3,4-difluorophenyl)amino)-2-oxoacetyl)-1,2,4-trimethyl-1H-pyrrole-3-carboxamide	448.2
294		N-(3,4-difluorophenyl)-1,2,4-trimethyl-5-(2-oxo-2-(pyridin-2-ylamino)acetyl)-1H-pyrrole-3-carboxamide	413.2

Ex.	Structure	Chemical Name	ESI-MS (M+H) ⁺ (m/z)
295		N-(3,4-difluorophenyl)-5-(2-((5-fluoropyridin-2-yl)amino)-2-oxoacetyl)-1,2,4-trimethyl-1H-pyrrole-3-carboxamide	431.2
296		N-(3,4-difluorophenyl)-1,2,4-trimethyl-5-(2-oxo-2-(pyridin-3-ylamino)acetyl)-1H-pyrrole-3-carboxamide	413.2
297		N-(3,4-difluorophenyl)-5-(2-((6-fluoropyridin-3-yl)amino)-2-oxoacetyl)-1,2,4-trimethyl-1H-pyrrole-3-carboxamide	431.2
298		5-(2-((4,4-difluorocyclohexyl)amino)-2-oxoacetyl)-N-(3,4-difluorophenyl)-1,2,4-trimethyl-1H-pyrrole-3-carboxamide	454.2
299		N-(4-fluoro-3-methylphenyl)-1,2,4-trimethyl-5-(2-((2-morpholino-2-oxoethyl)amino)-2-oxoacetyl)-1H-pyrrole-3-carboxamide	459.2

Ex.	Structure	Chemical Name	ESI-MS (M+H) ⁺ (m/z)
300		N-(4-fluoro-3-methylphenyl)-1,2,4-trimethyl-5-(2-oxo-2-((2-(3-oxopiperazin-1-yl)ethyl)amino)acetyl)-1H-pyrrole-3-carboxamide	458.2
301		N-(4-fluoro-3-methylphenyl)-1,2,4-trimethyl-5-(2-((3-morpholinopropyl)amino)-2-oxoacetyl)-1H-pyrrole-3-carboxamide	459.3
302		N-(4-fluoro-3-methylphenyl)-5-(2-(((1S,3R)-3-hydroxy-2,2-dimethylcyclobutyl)amino)-2-oxoacetyl)-1,2,4-trimethyl-1H-pyrrole-3-carboxamide	430.2
303		N-(4-fluoro-3-methylphenyl)-5-(2-((4-(isopropylcarbamoyl)tetrahydro-2H-pyran-4-yl)amino)-2-oxoacetyl)-1,2,4-trimethyl-1H-pyrrole-3-carboxamide	501.3
304		N-(4-fluoro-3-methylphenyl)-1,2,4-trimethyl-5-(2-((3-methylisoxazol-5-yl)amino)-2-oxoacetyl)-1H-pyrrole-3-carboxamide	413.2

07 10 22

Ex.	Structure	Chemical Name	ESI-MS (M+H) ⁺ (m/z)
305		N-(4-fluoro-3-methylphenyl)-1,2,4-trimethyl-5-(2-((5-methyl-1,3,4-oxadiazol-2-yl)amino)-2-oxoacetyl)-1H-pyrrole-3-carboxamide	414.2
306		N-(4-fluoro-3-methylphenyl)-1,2,4-trimethyl-5-(2-((1-methyl-1H-pyrazol-3-yl)amino)-2-oxoacetyl)-1H-pyrrole-3-carboxamide	412.2
307		N-(4-fluoro-3-methylphenyl)-5-(2-((1-(2-hydroxyethyl)-1H-pyrazol-3-yl)amino)-2-oxoacetyl)-1,2,4-trimethyl-1H-pyrrole-3-carboxamide	442.2
308		N-(4-fluoro-3-methylphenyl)-5-(2-((4-(hydroxymethyl)thiazol-2-yl)amino)-2-oxoacetyl)-1,2,4-trimethyl-1H-pyrrole-3-carboxamide	445.2
309		N-(3-chloro-4-fluorophenyl)-1,2,4-trimethyl-5-(2-oxo-2-(pyridin-2-ylamino)acetyl)-1H-pyrrole-3-carboxamide	429.2
310		N-(3-chloro-4-fluorophenyl)-5-(2-((5-fluoropyridin-2-yl)amino)-2-oxoacetyl)-1,2,4-trimethyl-1H-pyrrole-3-carboxamide	447.1

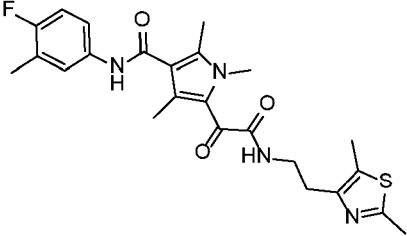
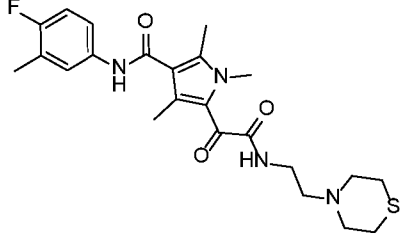
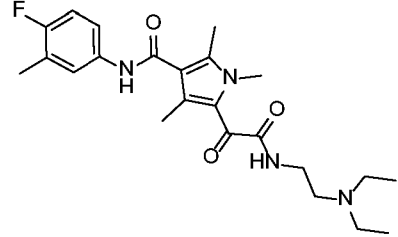
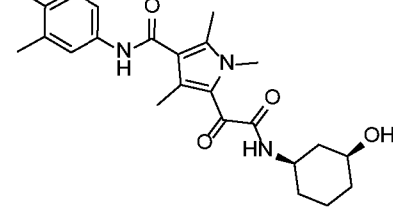
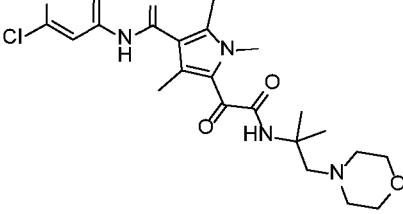
Ex.	Structure	Chemical Name	ESI-MS (M+H) ⁺ (m/z)
311		N-(3-chloro-4-fluorophenyl)- 1,2,4-trimethyl-5-(2-oxo-2- (pyridin-3-ylamino)acetyl)- 1H-pyrrole-3-carboxamide	429.1
312		N-(3-chloro-4-fluorophenyl)- 5-(2-((6-fluoropyridin-3- yl)amino)-2-oxoacetyl)-1,2,4- trimethyl-1H-pyrrole-3- carboxamide	447.2
313		N-(3-chloro-4-fluorophenyl)- 5-(2-((3,4- difluorophenyl)amino)-2- oxoacetyl)-1,2,4-trimethyl- 1H-pyrrole-3-carboxamide	464.1
314		N-(3-chloro-4-fluorophenyl)- 5-(2-((4,4- difluorocyclohexyl)amino)-2- oxoacetyl)-1,2,4-trimethyl- 1H-pyrrole-3-carboxamide	470.2
315		N-(3,4-difluorophenyl)-1,2,4- trimethyl-5-(2-((4- methylthiazol-2-yl)amino)-2- oxoacetyl)-1H-pyrrole-3- carboxamide	433.1
316		N-(3-chloro-4-fluorophenyl)- 1,2,4-trimethyl-5-(2-((4- methylthiazol-2-yl)amino)-2- oxoacetyl)-1H-pyrrole-3- carboxamide	449.1

Ex.	Structure	Chemical Name	ESI-MS (M+H) ⁺ (m/z)
317		N-(4-fluoro-3-methylphenyl)-1,2,4-trimethyl-5-(2-oxo-2-((5-(trifluoromethyl)thiazol-2-yl)amino)acetyl)-1H-pyrrole-3-carboxamide	483.2
318		1,2,4-trimethyl-5-(2-oxo-2-(pyridin-2-ylamino)acetyl)-N-(3,4,5-trifluorophenyl)-1H-pyrrole-3-carboxamide	431.1
319		5-(2-((5-fluoropyridin-2-yl)amino)-2-oxoacetyl)-1,2,4-trimethyl-N-(3,4,5-trifluorophenyl)-1H-pyrrole-3-carboxamide	449.1
320		1,2,4-trimethyl-5-(2-oxo-2-(pyridin-3-ylamino)acetyl)-N-(3,4,5-trifluorophenyl)-1H-pyrrole-3-carboxamide	431.2
321		5-(2-((6-fluoropyridin-3-yl)amino)-2-oxoacetyl)-1,2,4-trimethyl-N-(3,4,5-trifluorophenyl)-1H-pyrrole-3-carboxamide	449.1

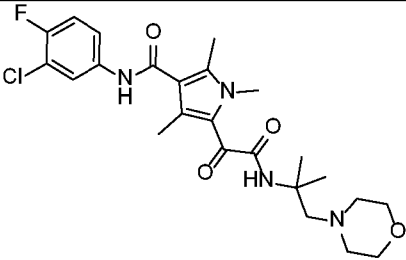
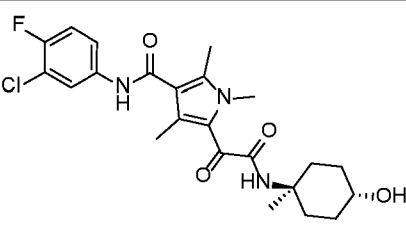
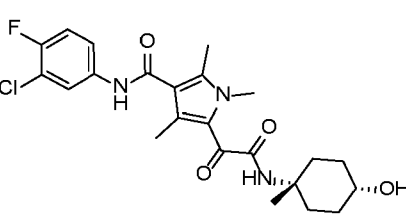
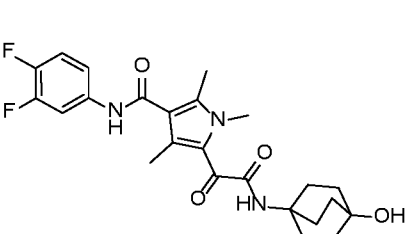
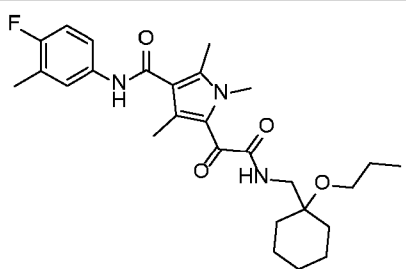
07 10 22

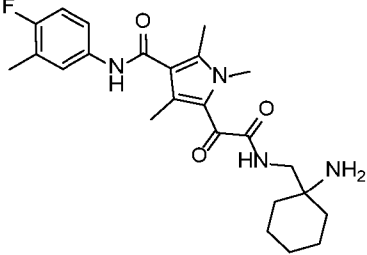
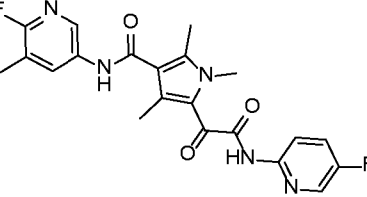
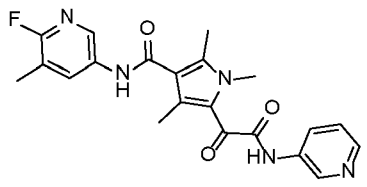
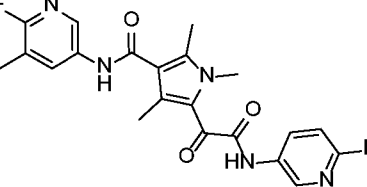
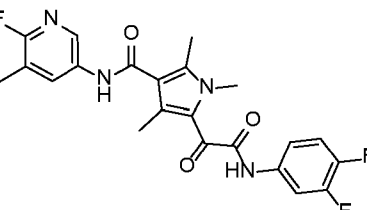
Ex.	Structure	Chemical Name	ESI-MS (M+H) ⁺ (m/z)
322		5-(2-((3,4-difluorophenyl)amino)-2-oxoacetyl)-1,2,4-trimethyl-N-(3,4,5-trifluorophenyl)-1H-pyrrole-3-carboxamide	466.1
323		1,2,4-trimethyl-5-(2-((4-methylthiazol-2-yl)amino)-2-oxoacetyl)-N-(3,4,5-trifluorophenyl)-1H-pyrrole-3-carboxamide	451.1
324		5-(2-((4,4-difluorocyclohexyl)amino)-2-oxoacetyl)-1,2,4-trimethyl-N-(3,4,5-trifluorophenyl)-1H-pyrrole-3-carboxamide	472.2
325		N-(6-fluoropyridin-3-yl)-1,2,4-trimethyl-5-(2-((4-methyltetrahydro-2H-pyran-4-yl)amino)-2-oxoacetyl)-1H-pyrrole-3-carboxamide	417.2
326		N-(2-chloropyridin-4-yl)-1,2,4-trimethyl-5-(2-((4-methyltetrahydro-2H-pyran-4-yl)amino)-2-oxoacetyl)-1H-pyrrole-3-carboxamide	433.2

07 10 22

Ex.	Structure	Chemical Name	ESI-MS (M+H) ⁺ (m/z)
327		5-(2-((2-(2,5-dimethylthiazol-4-yl)ethyl)amino)-2-oxoacetyl)-N-(4-fluoro-3-methylphenyl)-1,2,4-trimethyl-1H-pyrrole-3-carboxamide	471.2
328		N-(4-fluoro-3-methylphenyl)-1,2,4-trimethyl-5-(2-oxo-2-((2-thiomorpholinoethyl)amino)acetyl)-1H-pyrrole-3-carboxamide	461.2
329		5-(2-((2-(diethylamino)ethyl)amino)-2-oxoacetyl)-N-(4-fluoro-3-methylphenyl)-1,2,4-trimethyl-1H-pyrrole-3-carboxamide	431.3
330		N-(4-fluoro-3-methylphenyl)-5-(2-(((1R,3S)-3-hydroxycyclohexyl)amino)-2-oxoacetyl)-1,2,4-trimethyl-1H-pyrrole-3-carboxamide	430.2
331		N-(2-chloropyridin-4-yl)-1,2,4-trimethyl-5-(2-((2-methyl-1-morpholinopropan-2-yl)amino)-2-oxoacetyl)-1H-pyrrole-3-carboxamide	476.2

07 10 22

Ex.	Structure	Chemical Name	ESI-MS (M+H) ⁺ (m/z)
332		N-(3-chloro-4-fluorophenyl)-1,2,4-trimethyl-5-(2-((2-methyl-1-morpholinopropan-2-yl)amino)-2-oxoacetyl)-1H-pyrrole-3-carboxamide	493.2
333		N-(3-chloro-4-fluorophenyl)-5-(2-(((1r,4r)-4-hydroxy-1-methylcyclohexyl)amino)-2-oxoacetyl)-1,2,4-trimethyl-1H-pyrrole-3-carboxamide	464.2
334		N-(3-chloro-4-fluorophenyl)-5-(2-(((1s,4s)-4-hydroxy-1-methylcyclohexyl)amino)-2-oxoacetyl)-1,2,4-trimethyl-1H-pyrrole-3-carboxamide	464.2
335		N-(3,4-difluorophenyl)-5-(2-((4-hydroxybicyclo[2.2.2]octan-1-yl)amino)-2-oxoacetyl)-1,2,4-trimethyl-1H-pyrrole-3-carboxamide	460.2
336		N-(4-fluoro-3-methylphenyl)-1,2,4-trimethyl-5-(2-oxo-2-(((1-propoxycyclohexyl)methyl)amino)acetyl)-1H-pyrrole-3-carboxamide	486.2

Ex.	Structure	Chemical Name	ESI-MS (M+H) ⁺ (m/z)
337		5-(2-(((1-aminocyclohexyl)methyl)amino)-2-oxoacetyl)-N-(4-fluoro-3-methylphenyl)-1,2,4-trimethyl-1H-pyrrole-3-carboxamide	443.2
338		N-(6-fluoro-5-methylpyridin-3-yl)-5-(2-((5-fluoropyridin-2-yl)amino)-2-oxoacetyl)-1,2,4-trimethyl-1H-pyrrole-3-carboxamide	428.2
339		N-(6-fluoro-5-methylpyridin-3-yl)-1,2,4-trimethyl-5-(2-oxo-2-(pyridin-3-ylamino)acetyl)-1H-pyrrole-3-carboxamide	410.2
340		N-(6-fluoro-5-methylpyridin-3-yl)-5-(2-((6-fluoropyridin-3-yl)amino)-2-oxoacetyl)-1,2,4-trimethyl-1H-pyrrole-3-carboxamide	428.2
341		5-(2-((3,4-difluorophenyl)amino)-2-oxoacetyl)-N-(6-fluoro-5-methylpyridin-3-yl)-1,2,4-trimethyl-1H-pyrrole-3-carboxamide	445.2

07 10 22

Ex.	Structure	Chemical Name	ESI-MS (M+H) ⁺ (m/z)
342		N-(6-fluoro-5-methylpyridin-3-yl)-1,2,4-trimethyl-5-(2-((4-methylthiazol-2-yl)amino)-2-oxoacetyl)-1H-pyrrole-3-carboxamide	430.1
343		5-(2-((4,4-difluorocyclohexyl)amino)-2-oxoacetyl)-N-(6-fluoro-5-methylpyridin-3-yl)-1,2,4-trimethyl-1H-pyrrole-3-carboxamide	451.2
344		N-(6-fluoro-5-methylpyridin-3-yl)-5-(2-(((1s,4s)-4-methoxycyclohexyl)amino)-2-oxoacetyl)-1,2,4-trimethyl-1H-pyrrole-3-carboxamide	445.3
345		N-(2-chloropyridin-4-yl)-5-(2-(((1s,4s)-4-methoxycyclohexyl)amino)-2-oxoacetyl)-1,2,4-trimethyl-1H-pyrrole-3-carboxamide	447.2
346		5-(2-((2-(1H-imidazol-1-yl)ethyl)amino)-2-oxoacetyl)-N-(4-fluoro-3-methylphenyl)-1,2,4-trimethyl-1H-pyrrole-3-carboxamide	426.2

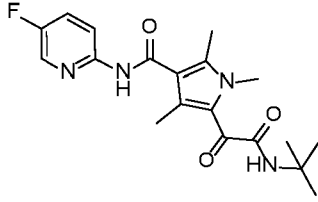
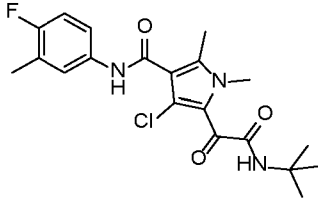
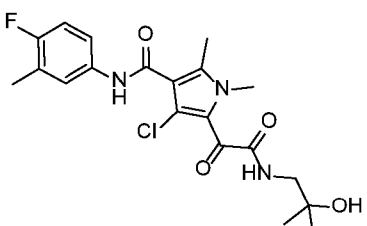
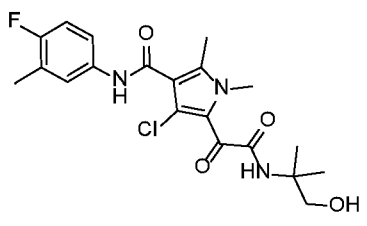
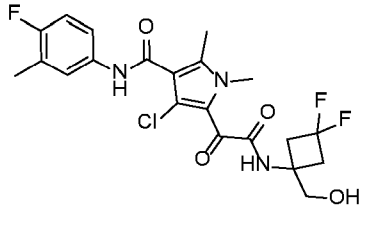
Ex.	Structure	Chemical Name	ESI-MS (M+H) ⁺ (m/z)
347		N-(4-fluoro-3-methylphenyl)-1,2,4-trimethyl-5-(2-oxo-2-((2-(thiophen-2-yl)ethyl)amino)acetyl)-1H-pyrrole-3-carboxamide	442.2
348		5-(2-((2-(4H-1,2,4-triazol-3-yl)ethyl)amino)-2-oxoacetyl)-N-(4-fluoro-3-methylphenyl)-1,2,4-trimethyl-1H-pyrrole-3-carboxamide	427.2
349		N4-(4-fluoro-3-methylphenyl)-1,3,5-trimethyl-N2-(2-methyl-1-morpholinopropan-2-yl)-1H-pyrrole-2,4-dicarboxamide	445.1
350		N-(6-fluoropyridin-3-yl)-1,2,4-trimethyl-5-(2-((2-methyl-1-morpholinopropan-2-yl)amino)-2-oxoacetyl)-1H-pyrrole-3-carboxamide	460.3
351		N-(6-fluoro-5-methylpyridin-3-yl)-1,2,4-trimethyl-5-(2-((2-methyl-1-morpholinopropan-2-yl)amino)-2-oxoacetyl)-1H-pyrrole-3-carboxamide	474.3

Ex.	Structure	Chemical Name	ESI-MS (M+H) ⁺ (m/z)
352		N-(4-fluoro-3-methylphenyl)-1,2,4-trimethyl-5-(2-((2-methyl-2-morpholinopropyl)amino)-2-oxoacetyl)-1H-pyrrole-3-carboxamide	473.3
353		N-(4-fluoro-3-methylphenyl)-1,2,4-trimethyl-5-(2-((1-methylazepan-4-yl)amino)-2-oxoacetyl)-1H-pyrrole-3-carboxamide	443.2
354		5-(2-((1-acetylpiperidin-4-yl)amino)-2-oxoacetyl)-N-(4-fluoro-3-methylphenyl)-1,2,4-trimethyl-1H-pyrrole-3-carboxamide	457.3
355		N-(4-fluoro-3-methylphenyl)-1,2,4-trimethyl-5-(2-((2-methyl-4,5,6,7-tetrahydrobenzo[d]thiazol-7-yl)amino)-2-oxoacetyl)-1H-pyrrole-3-carboxamide	483.2
356		N-(4-fluoro-3-methylphenyl)-1,2,4-trimethyl-5-(2-((2-(5-methyl-1,3,4-thiadiazol-2-yl)ethyl)amino)-2-oxoacetyl)-1H-pyrrole-3-carboxamide	458.2

07 10 22

Ex.	Structure	Chemical Name	ESI-MS (M+H) ⁺ (m/z)
357		N-(3-chloro-4-fluorophenyl)-5-(2-((4-hydroxybicyclo[2.2.2]octan-1-yl)amino)-2-oxoacetyl)-1,2,4-trimethyl-1H-pyrrole-3-carboxamide	476.2
358		N-(4-fluoro-3-methylphenyl)-5-(2-(((1-methoxymethyl)cyclohexyl)methyl)amino)-2-oxoacetyl)-1,2,4-trimethyl-1H-pyrrole-3-carboxamide	472.2
359		N-(4-fluoro-3-methylphenyl)-5-(2-((1-(hydroxymethyl)cyclopentyl)amino)-2-oxoacetyl)-1,2,4-trimethyl-1H-pyrrole-3-carboxamide	430.2
360		5-(2-((1-carbamoylcyclopropyl)amino)-2-oxoacetyl)-N-(4-fluoro-3-methylphenyl)-1-(2-hydroxyethyl)-2,4-dimethyl-1H-pyrrole-3-carboxamide	
361		(R)-5-(2-((1-amino-3,3-dimethyl-1-oxobutan-2-yl)amino)-2-oxoacetyl)-N-(4-fluoro-3-methylphenyl)-1-(2-hydroxyethyl)-2,4-dimethyl-1H-pyrrole-3-carboxamide	

07 10 22

Ex.	Structure	Chemical Name	ESI-MS (M+H) ⁺ (m/z)
362		5-(2-(tert-butylamino)-2-oxoacetyl)-N-(5-fluoropyridin-2-yl)-1,2,4-trimethyl-1H-pyrrole-3-carboxamide	
363		5-(2-(tert-butylamino)-2-oxoacetyl)-4-chloro-N-(4-fluoro-3-methylphenyl)-1,2-dimethyl-1H-pyrrole-3-carboxamide	408.2
364		4-chloro-N-(4-fluoro-3-methylphenyl)-5-(2-((2-hydroxy-2-methylpropyl)amino)-2-oxoacetyl)-1,2-dimethyl-1H-pyrrole-3-carboxamide	422.2
365		4-chloro-N-(4-fluoro-3-methylphenyl)-5-(2-((1-hydroxy-2-methylpropan-2-yl)amino)-2-oxoacetyl)-1,2-dimethyl-1H-pyrrole-3-carboxamide	422.1
366		4-chloro-5-(2-((3,3-difluoro-1-(hydroxymethyl)cyclobutyl)amino)-2-oxoacetyl)-N-(4-fluoro-3-methylphenyl)-1,2-dimethyl-1H-pyrrole-3-carboxamide	502.1

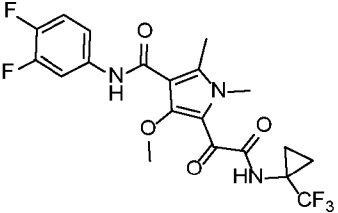
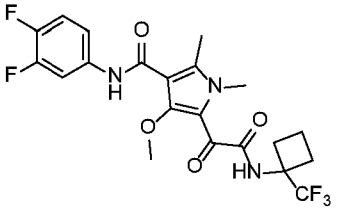
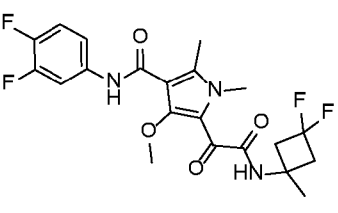
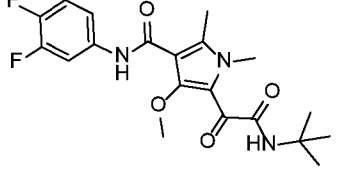
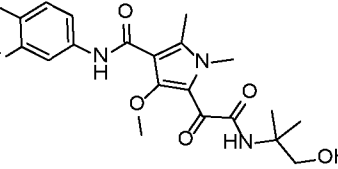
07 10 22

Ex.	Structure	Chemical Name	ESI-MS (M+H) ⁺ (m/z)
367		4-chloro-N-(4-fluoro-3-methylphenyl)-5-(2-(((1R,2S)-2-hydroxycyclopentyl)amino)-2-oxoacetyl)-1,2-dimethyl-1H-pyrrole-3-carboxamide	466.2
368		(S)-4-chloro-N-(4-fluoro-3-methylphenyl)-5-(2-((1-hydroxybutan-2-yl)amino)-2-oxoacetyl)-1,2-dimethyl-1H-pyrrole-3-carboxamide	454.2
369		5-(2-(tert-butylamino)-2-oxoacetyl)-4-chloro-1,2-dimethyl-N-(3,4,5-trifluorophenyl)-1H-pyrrole-3-carboxamide	428.1
370		5-(2-(tert-butylamino)-2-oxoacetyl)-4-chloro-N-(3-chloro-4-fluorophenyl)-1,2-dimethyl-1H-pyrrole-3-carboxamide	426.1
371		5-(2-(tert-butylamino)-2-oxoacetyl)-4-chloro-N-(6-fluoro-5-methylpyridin-3-yl)-1,2-dimethyl-1H-pyrrole-3-carboxamide	439.2

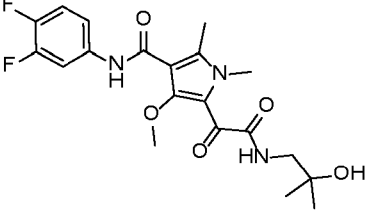
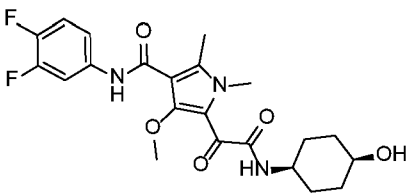
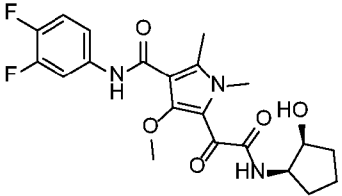
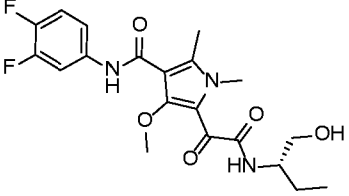
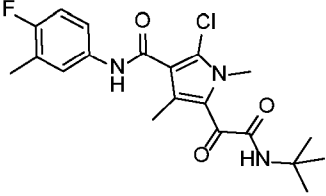
07 10 22

Ex.	Structure	Chemical Name	ESI-MS (M+H) ⁺ (m/z)
372		4-chloro-5-(2-((2-hydroxy-2-methylpropyl)amino)-2-oxoacetyl)-1,2-dimethyl-N-(3,4,5-trifluorophenyl)-1H-pyrrole-3-carboxamide	444.1
373		4-chloro-5-(2-((1-hydroxy-2-methylpropan-2-yl)amino)-2-oxoacetyl)-1,2-dimethyl-N-(3,4,5-trifluorophenyl)-1H-pyrrole-3-carboxamide	444.1
374		4-chloro-5-(2-(((1R,2S)-2-hydroxycyclopentyl)amino)-2-oxoacetyl)-1,2-dimethyl-N-(3,4,5-trifluorophenyl)-1H-pyrrole-3-carboxamide	456.1
375		4-chloro-5-(2-((3,3-difluoro-1-methylcyclobutyl)amino)-2-oxoacetyl)-N-(3,4-difluorophenyl)-1,2-dimethyl-1H-pyrrole-3-carboxamide	458.1
376		4-chloro-N-(3,4-difluorophenyl)-1,2-dimethyl-5-(2-oxo-2-((1-(trifluoromethyl)cyclopropyl)amino)acetyl)-1H-pyrrole-3-carboxamide	460.2

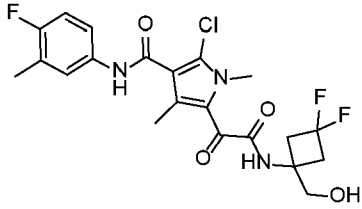
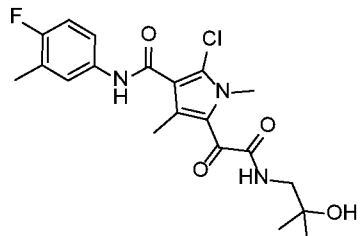
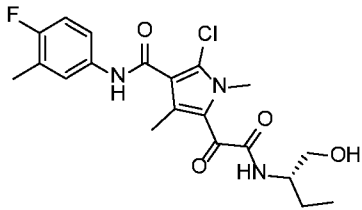
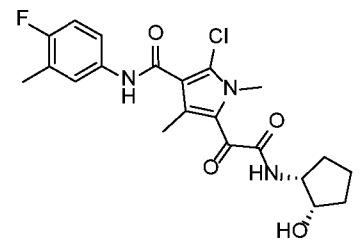
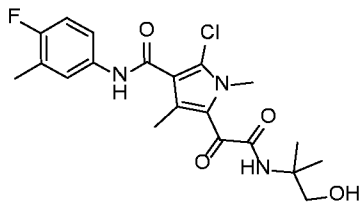
07 10 22

Ex.	Structure	Chemical Name	ESI-MS (M+H) ⁺ (m/z)
377		N-(3,4-difluorophenyl)-4-methoxy-1,2-dimethyl-5-(2-oxo-2-((1-(trifluoromethyl)cyclopropyl)amino)acetyl)-1H-pyrrole-3-carboxamide	464.3
378		N-(3,4-difluorophenyl)-4-methoxy-1,2-dimethyl-5-(2-oxo-2-((1-(trifluoromethyl)cyclobutyl)amino)acetyl)-1H-pyrrole-3-carboxamide	474.2
379		5-(2-((3,3-difluoro-1-methylcyclobutyl)amino)-2-oxoacetyl)-N-(3,4-difluorophenyl)-4-methoxy-1,2-dimethyl-1H-pyrrole-3-carboxamide	456.2
380		5-(2-(tert-butylamino)-2-oxoacetyl)-N-(3,4-difluorophenyl)-4-methoxy-1,2-dimethyl-1H-pyrrole-3-carboxamide	408.2
381		N-(3,4-difluorophenyl)-5-(2-((1-hydroxy-2-methylpropan-2-yl)amino)-2-oxoacetyl)-4-methoxy-1,2-dimethyl-1H-pyrrole-3-carboxamide	424.2

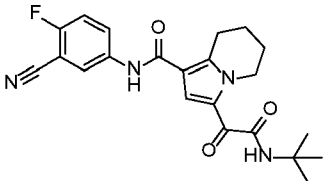
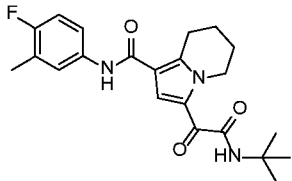
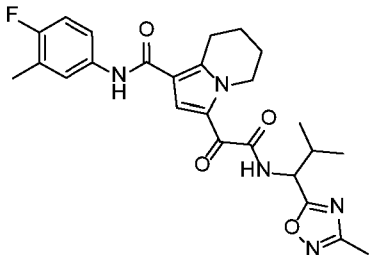
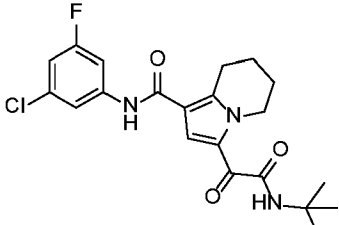
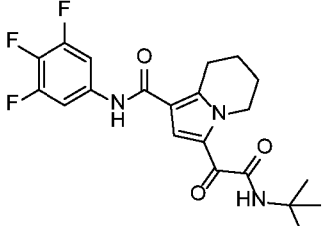
07 10 22

Ex.	Structure	Chemical Name	ESI-MS (M+H) ⁺ (m/z)
382		N-(3,4-difluorophenyl)-5-(2-((2-hydroxy-2-methylpropyl)amino)-2-oxoacetyl)-4-methoxy-1,2-dimethyl-1H-pyrrole-3-carboxamide	424.2
383		N-(3,4-difluorophenyl)-5-(2-(((1s,4s)-4-hydroxycyclohexyl)amino)-2-oxoacetyl)-4-methoxy-1,2-dimethyl-1H-pyrrole-3-carboxamide	449.2
384		N-(3,4-difluorophenyl)-5-(2-(((1R,2S)-2-hydroxycyclopentyl)amino)-2-oxoacetyl)-4-methoxy-1,2-dimethyl-1H-pyrrole-3-carboxamide	436.2
385		(S)-N-(3,4-difluorophenyl)-5-(2-((1-hydroxybutan-2-yl)amino)-2-oxoacetyl)-4-methoxy-1,2-dimethyl-1H-pyrrole-3-carboxamide	424.2
386		5-(2-(tert-butylamino)-2-oxoacetyl)-2-chloro-N-(4-fluoro-3-methylphenyl)-1,4-dimethyl-1H-pyrrole-3-carboxamide	481.2

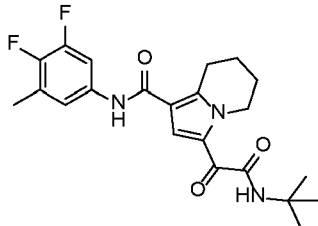
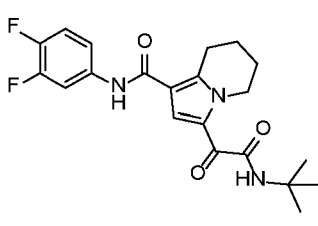
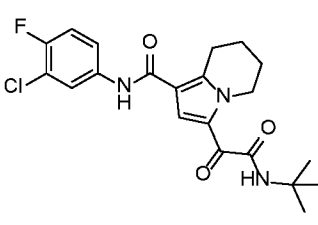
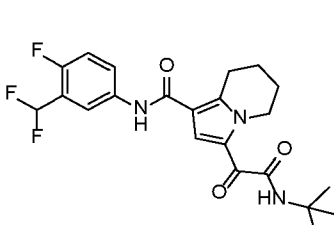
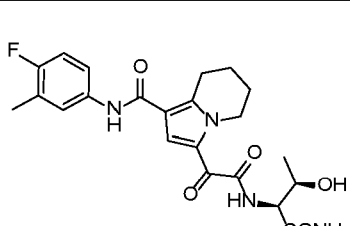
07 10 22

Ex.	Structure	Chemical Name	ESI-MS (M+H) ⁺ (m/z)
387		2-chloro-5-(2-((3,3-difluoro-1-(hydroxymethyl)cyclobutyl)amino)-2-oxoacetyl)-N-(4-fluoro-3-methylphenyl)-1,4-dimethyl-1H-pyrrole-3-carboxamide	494.1
388		2-chloro-N-(4-fluoro-3-methylphenyl)-5-(2-((2-hydroxy-2-methylpropyl)amino)-2-oxoacetyl)-1,4-dimethyl-1H-pyrrole-3-carboxamide	447.2
389		(S)-2-chloro-N-(4-fluoro-3-methylphenyl)-5-(2-((1-hydroxybutan-2-yl)amino)-2-oxoacetyl)-1,4-dimethyl-1H-pyrrole-3-carboxamide	447.2
390		2-chloro-N-(4-fluoro-3-methylphenyl)-5-(2-(((1R,2S)-2-hydroxycyclopentyl)amino)-2-oxoacetyl)-1,4-dimethyl-1H-pyrrole-3-carboxamide	460.2
391		2-chloro-N-(4-fluoro-3-methylphenyl)-5-(2-((1-hydroxy-2-methylpropan-2-yl)amino)-2-oxoacetyl)-1,4-dimethyl-1H-pyrrole-3-carboxamide	447.2

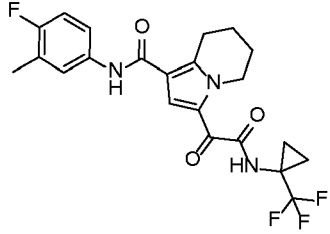
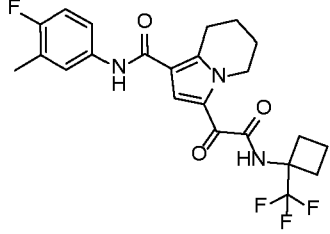
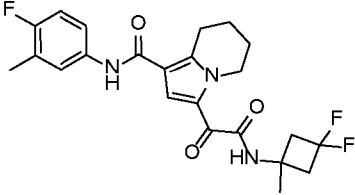
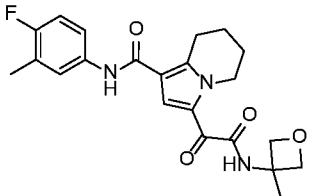
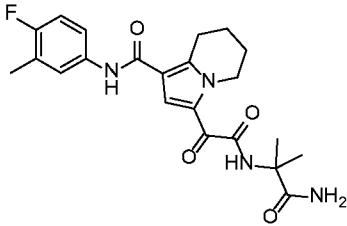
07 10 22

Ex.	Structure	Chemical Name	ESI-MS (M+H) ⁺ (m/z)
392		3-(2-(tert-butylamino)-2-oxoacetyl)-N-(3-cyano-4-fluorophenyl)-5,6,7,8-tetrahydroindolizine-1-carboxamide	411.1
393		3-(2-(tert-butylamino)-2-oxoacetyl)-N-(4-fluoro-3-methylphenyl)-5,6,7,8-tetrahydroindolizine-1-carboxamide	401.1
394		N-(4-fluoro-3-methylphenyl)-3-(2-((2-methyl-1-(3-methyl-1,2,4-oxadiazol-5-yl)propyl)amino)-2-oxoacetyl)-5,6,7,8-tetrahydroindolizine-1-carboxamide	482.2
395		3-(2-(tert-butylamino)-2-oxoacetyl)-N-(3-chloro-5-fluorophenyl)-5,6,7,8-tetrahydroindolizine-1-carboxamide	418.9
396		3-(2-(tert-butylamino)-2-oxoacetyl)-N-(3,4,5-trifluorophenyl)-5,6,7,8-tetrahydroindolizine-1-carboxamide	421.9

07 10 22

Ex.	Structure	Chemical Name	ESI-MS (M+H) ⁺ (m/z)
397		3-(2-(tert-butylamino)-2-oxoacetyl)-N-(3,4-difluoro-5-methylphenyl)-5,6,7,8-tetrahydroindolizine-1-carboxamide	418
398		3-(2-(tert-butylamino)-2-oxoacetyl)-N-(3,4-difluorophenyl)-5,6,7,8-tetrahydroindolizine-1-carboxamide	403.9
399		3-(2-(tert-butylamino)-2-oxoacetyl)-N-(3-chloro-4-fluorophenyl)-5,6,7,8-tetrahydroindolizine-1-carboxamide	419.9
400		3-(2-(tert-butylamino)-2-oxoacetyl)-N-(3-(difluoromethyl)-4-fluorophenyl)-5,6,7,8-tetrahydroindolizine-1-carboxamide	435.9
401		3-(2-(((2S,3R)-1-amino-3-hydroxy-1-oxobutan-2-yl)amino)-2-oxoacetyl)-N-(4-fluoro-3-methylphenyl)-5,6,7,8-tetrahydroindolizine-1-carboxamide	444.9

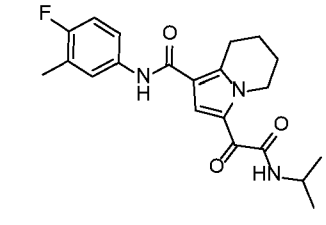
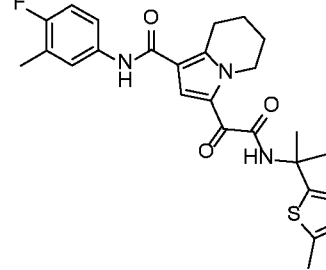
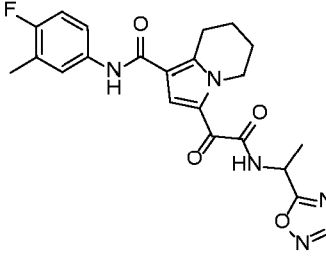
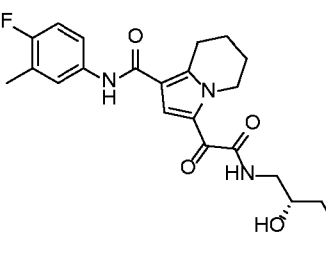
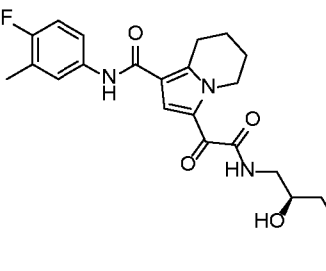
07 10 22

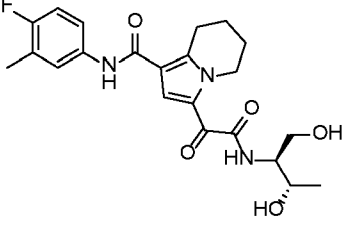
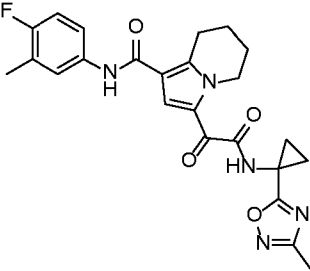
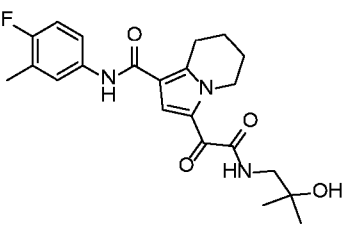
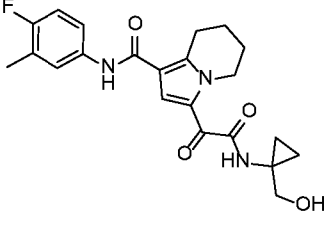
Ex.	Structure	Chemical Name	ESI-MS (M+H) ⁺ (m/z)
402		N-(4-fluoro-3-methylphenyl)-3-(2-oxo-2-((1-(trifluoromethyl)cyclopropyl)amino)acetyl)-5,6,7,8-tetrahydroindolizine-1-carboxamide	451.9
403		N-(4-fluoro-3-methylphenyl)-3-(2-oxo-2-((1-(trifluoromethyl)cyclobutyl)amino)acetyl)-5,6,7,8-tetrahydroindolizine-1-carboxamide	465.9
404		3-(2-((3,3-difluoro-1-methylcyclobutyl)amino)-2-oxoacetyl)-N-(4-fluoro-3-methylphenyl)-5,6,7,8-tetrahydroindolizine-1-carboxamide	447.9
405		N-(4-fluoro-3-methylphenyl)-3-(2-((3-methyloxetan-3-yl)amino)-2-oxoacetyl)-5,6,7,8-tetrahydroindolizine-1-carboxamide	413.9
406		3-(2-((1-amino-2-methyl-1-oxopropan-2-yl)amino)-2-oxoacetyl)-N-(4-fluoro-3-methylphenyl)-5,6,7,8-tetrahydroindolizine-1-carboxamide	429.0

07 10 22

Ex.	Structure	Chemical Name	ESI-MS (M+H) ⁺ (m/z)
407		(S)-N-(4-fluoro-3-methylphenyl)-3-(2-oxo-2-((1,1,1-trifluoropropan-2-yl)amino)acetyl)-5,6,7,8-tetrahydroindolizine-1-carboxamide	439.9
408		(R)-N-(4-fluoro-3-methylphenyl)-3-(2-oxo-2-((1,1,1-trifluoropropan-2-yl)amino)acetyl)-5,6,7,8-tetrahydroindolizine-1-carboxamide	440.1
409		N-(4-fluoro-3-methylphenyl)-3-(2-oxo-2-((1,1,1-trifluoro-2-methylpropan-2-yl)amino)acetyl)-5,6,7,8-tetrahydroindolizine-1-carboxamide	454.1
410		N-(4-fluoro-3-methylphenyl)-3-(2-((1-(hydroxymethyl)cyclobutyl)amino)-2-oxoacetyl)-5,6,7,8-tetrahydroindolizine-1-carboxamide	427.9
411		N-(4-fluoro-3-methylphenyl)-3-(2-((1-hydroxy-2-methylpropan-2-yl)amino)-2-oxoacetyl)-5,6,7,8-tetrahydroindolizine-1-carboxamide	416.0

07 10 22

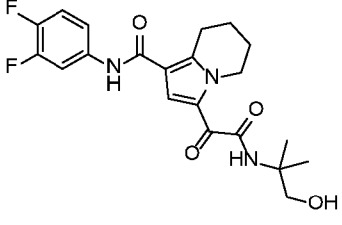
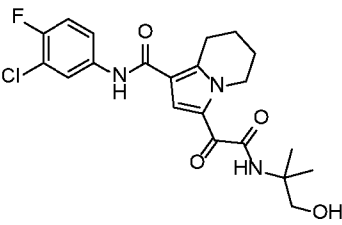
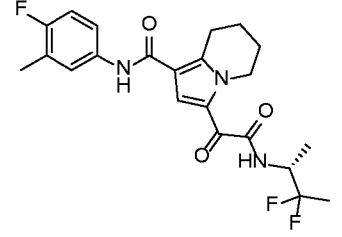
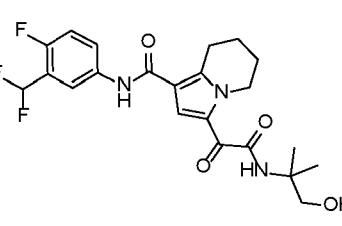
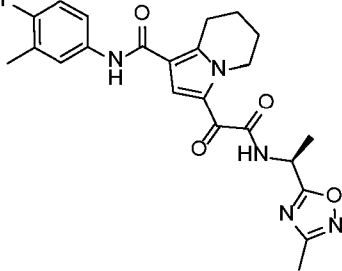
Ex.	Structure	Chemical Name	ESI-MS (M+H) ⁺ (m/z)
412		N-(4-fluoro-3-methylphenyl)-3-(2-(isopropylamino)-2-oxoacetyl)-5,6,7,8-tetrahydroindolizine-1-carboxamide	386.1
413		N-(4-fluoro-3-methylphenyl)-3-(2-((2-(5-methylthiazol-2-yl)propan-2-yl)amino)-2-oxoacetyl)-5,6,7,8-tetrahydroindolizine-1-carboxamide	483.2
414		N-(4-fluoro-3-methylphenyl)-3-(2-((1-(3-methyl-1,2,4-oxadiazol-5-yl)ethyl)amino)-2-oxoacetyl)-5,6,7,8-tetrahydroindolizine-1-carboxamide	453.2
415		(R)-3-(2-((2,3-dihydroxypropyl)amino)-2-oxoacetyl)-N-(4-fluoro-3-methylphenyl)-5,6,7,8-tetrahydroindolizine-1-carboxamide	418.1
416		(S)-3-(2-((2,3-dihydroxypropyl)amino)-2-oxoacetyl)-N-(4-fluoro-3-methylphenyl)-5,6,7,8-tetrahydroindolizine-1-carboxamide	418.1

Ex.	Structure	Chemical Name	ESI-MS (M+H) ⁺ (m/z)
417		3-(2-(((2S,3S)-1,3-dihydroxybutan-2-yl)amino)-2-oxoacetyl)-N-(4-fluoro-3-methylphenyl)-5,6,7,8-tetrahydroindolizine-1-carboxamide	432.1
418		N-(4-fluoro-3-methylphenyl)-3-(2-((1-(3-methyl-1,2,4-oxadiazol-5-yl)cyclopropyl)amino)-2-oxoacetyl)-5,6,7,8-tetrahydroindolizine-1-carboxamide	466.1
419		N-(4-fluoro-3-methylphenyl)-3-(2-((2-hydroxy-2-methylpropyl)amino)-2-oxoacetyl)-5,6,7,8-tetrahydroindolizine-1-carboxamide	416.1
420		N-(4-fluoro-3-methylphenyl)-3-(2-((1-(hydroxymethyl)cyclopropyl)amino)-2-oxoacetyl)-5,6,7,8-tetrahydroindolizine-1-carboxamide	414.1

07 10 22

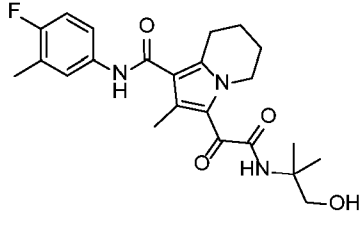
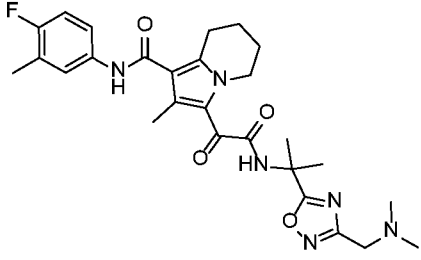
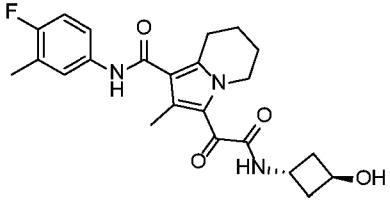
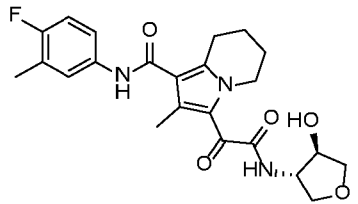
Ex.	Structure	Chemical Name	ESI-MS (M+H) ⁺ (m/z)
421		3-(2-(2-amino-6,7-dihydrothiazolo[5,4-c]pyridin-5(4H)-yl)-2-oxoacetyl)-N-(4-fluoro-3-methylphenyl)-5,6,7,8-tetrahydroindolizine-1-carboxamide	482.1
422		(R)-2-(2-(1-((4-fluoro-3-methylphenyl)carbamoyl)-5,6,7,8-tetrahydroindolizin-3-yl)-2-oxoacetamido)-3,3-dimethylbutanoic acid	458.1
423		N-(3-chloro-5-fluorophenyl)-3-(2-((1-hydroxy-2-methylpropan-2-yl)amino)-2-oxoacetyl)-5,6,7,8-tetrahydroindolizine-1-carboxamide	436.0
424		3-(2-((1-hydroxy-2-methylpropan-2-yl)amino)-2-oxoacetyl)-N-(3,4,5-trifluorophenyl)-5,6,7,8-tetrahydroindolizine-1-carboxamide	438.1
425		N-(3,4-difluoro-5-methylphenyl)-3-(2-((1-hydroxy-2-methylpropan-2-yl)amino)-2-oxoacetyl)-5,6,7,8-tetrahydroindolizine-1-carboxamide	434.2

07 10 22

Ex.	Structure	Chemical Name	ESI-MS (M+H) ⁺ (m/z)
426		N-(3,4-difluorophenyl)-3-(2-((1-hydroxy-2-methylpropan-2-yl)amino)-2-oxoacetyl)-5,6,7,8-tetrahydroindolizine-1-carboxamide	420.1
427		N-(3-chloro-4-fluorophenyl)-3-(2-((1-hydroxy-2-methylpropan-2-yl)amino)-2-oxoacetyl)-5,6,7,8-tetrahydroindolizine-1-carboxamide	435.8
428		(R)-3-(2-((3,3-difluorobutan-2-yl)amino)-2-oxoacetyl)-N-(4-fluoro-3-methylphenyl)-5,6,7,8-tetrahydroindolizine-1-carboxamide	436.1
429		N-(3-(difluoromethyl)-4-fluorophenyl)-3-(2-((1-hydroxy-2-methylpropan-2-yl)amino)-2-oxoacetyl)-5,6,7,8-tetrahydroindolizine-1-carboxamide	452.0
430		(S)-N-(4-fluoro-3-methylphenyl)-3-(2-((1-(3-methyl-1,2,4-oxadiazol-5-yl)ethyl)amino)-2-oxoacetyl)-5,6,7,8-tetrahydroindolizine-1-carboxamide	454.1

Ex.	Structure	Chemical Name	ESI-MS (M+H) ⁺ (m/z)
431		(R)-N-(4-fluoro-3-methylphenyl)-3-(2-((1-(3-methyl-1,2,4-oxadiazol-5-yl)ethyl)amino)-2-oxoacetyl)-5,6,7,8-tetrahydroindolizine-1-carboxamide	454.1
432		3-(2-((3,3-difluoro-1-(hydroxymethyl)cyclobutyl)amino)-2-oxoacetyl)-N-(4-fluoro-3-methylphenyl)-5,6,7,8-tetrahydroindolizine-1-carboxamide	464.0
433		3-(2-(((2R,3R)-1,3-dihydroxybutan-2-yl)amino)-2-oxoacetyl)-N-(4-fluoro-3-methylphenyl)-5,6,7,8-tetrahydroindolizine-1-carboxamide	432.1
434		3-(2-(tert-butylamino)-2-oxoacetyl)-N-(4-fluoro-3-methylphenyl)-2-methyl-5,6,7,8-tetrahydroindolizine-1-carboxamide	414.1
435		3-(2-(tert-butylamino)-2-oxoacetyl)-N-(3-cyano-4-fluorophenyl)-2-methyl-5,6,7,8-tetrahydroindolizine-1-carboxamide	425.1

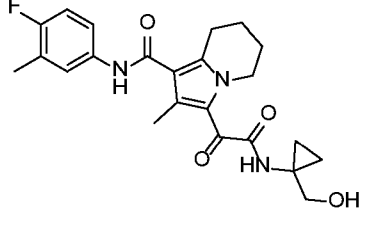
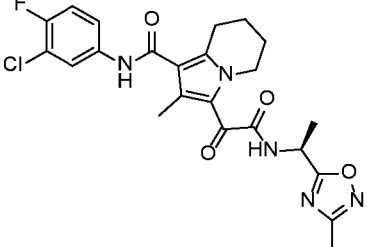
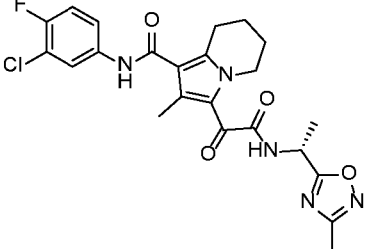
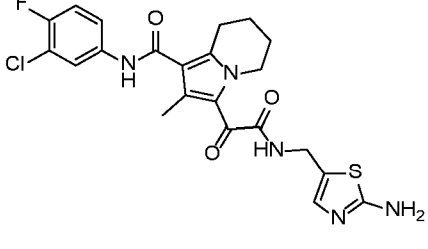
07 10 22

Ex.	Structure	Chemical Name	ESI-MS (M+H) ⁺ (m/z)
436		N-(4-fluoro-3-methylphenyl)-3-(2-((1-hydroxy-2-methylpropan-2-yl)amino)-2-oxoacetyl)-2-methyl-5,6,7,8-tetrahydroindolizine-1-carboxamide	430.1
437		3-(2-((2-(3-((dimethylamino)methyl)-1,2,4-oxadiazol-5-yl)propan-2-yl)amino)-2-oxoacetyl)-N-(4-fluoro-3-methylphenyl)-2-methyl-5,6,7,8-tetrahydroindolizine-1-carboxamide	525.2
438		N-(4-fluoro-3-methylphenyl)-3-(2-(((1r,3r)-3-hydroxycyclobutyl)amino)-2-oxoacetyl)-2-methyl-5,6,7,8-tetrahydroindolizine-1-carboxamide	428.1
439		N-(4-fluoro-3-methylphenyl)-3-(2-(((3S,4R)-4-hydroxytetrahydrofuran-3-yl)amino)-2-oxoacetyl)-2-methyl-5,6,7,8-tetrahydroindolizine-1-carboxamide	444.1

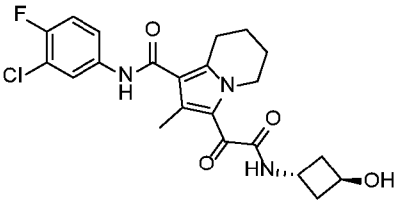
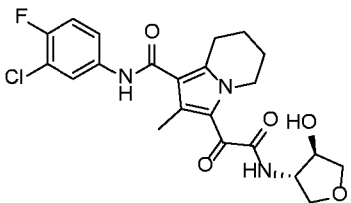
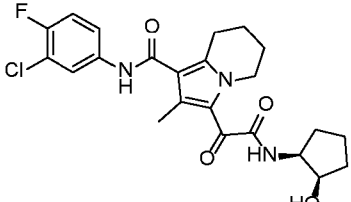
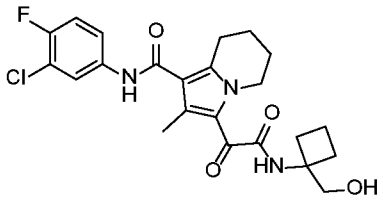
07 10 22

Ex.	Structure	Chemical Name	ESI-MS (M+H) ⁺ (m/z)
440		N-(4-fluoro-3-methylphenyl)-3-(2-(((1S,2R)-2-hydroxycyclopentyl)amino)-2-oxoacetyl)-2-methyl-5,6,7,8-tetrahydroindolizine-1-carboxamide	442.1
441		3-(2-((3,3-difluoro-1-(hydroxymethyl)cyclobutyl)amino)-2-oxoacetyl)-N-(4-fluoro-3-methylphenyl)-2-methyl-5,6,7,8-tetrahydroindolizine-1-carboxamide	478.1
442		N-(4-fluoro-3-methylphenyl)-3-(2-((1-(hydroxymethyl)cyclobutyl)amino)-2-oxoacetyl)-2-methyl-5,6,7,8-tetrahydroindolizine-1-carboxamide	442.1
443		N-(4-fluoro-3-methylphenyl)-3-(2-((3-hydroxy-2,2-dimethylpropyl)amino)-2-oxoacetyl)-2-methyl-5,6,7,8-tetrahydroindolizine-1-carboxamide	444.1
444		N-(4-fluoro-3-methylphenyl)-3-(2-((2-hydroxy-2-methylpropyl)amino)-2-oxoacetyl)-2-methyl-5,6,7,8-tetrahydroindolizine-1-carboxamide	430.1

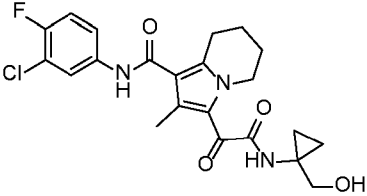
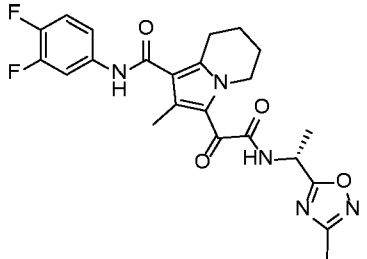
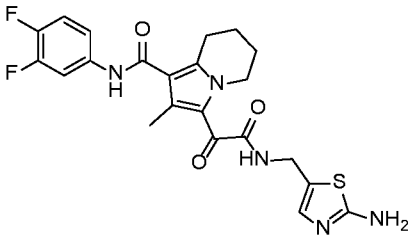
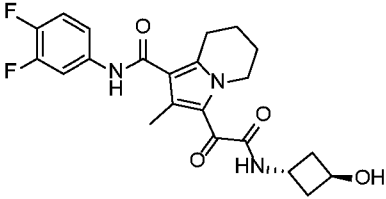
07 10 22

Ex.	Structure	Chemical Name	ESI-MS (M+H) ⁺ (m/z)
445		N-(4-fluoro-3-methylphenyl)-3-(2-((1-(hydroxymethyl)cyclopropyl)amino)-2-oxoacetyl)-2-methyl-5,6,7,8-tetrahydroindolizine-1-carboxamide	428.1
446		(S)-N-(3-chloro-4-fluorophenyl)-2-methyl-3-(2-((1-(3-methyl-1,2,4-oxadiazol-5-yl)ethyl)amino)-2-oxoacetyl)-5,6,7,8-tetrahydroindolizine-1-carboxamide	488.0
447		(R)-N-(3-chloro-4-fluorophenyl)-2-methyl-3-(2-((1-(3-methyl-1,2,4-oxadiazol-5-yl)ethyl)amino)-2-oxoacetyl)-5,6,7,8-tetrahydroindolizine-1-carboxamide	488.0
448		3-(2-(((2-aminothiazol-5-yl)methyl)amino)-2-oxoacetyl)-N-(3-chloro-4-fluorophenyl)-2-methyl-5,6,7,8-tetrahydroindolizine-1-carboxamide	490.0

07 10 22

Ex.	Structure	Chemical Name	ESI-MS (M+H) ⁺ (m/z)
449		N-(3-chloro-4-fluorophenyl)-3-(2-(((1r,3r)-3-hydroxycyclobutyl)amino)-2-oxoacetyl)-2-methyl-5,6,7,8-tetrahydroindolizine-1-carboxamide	448.1
450		N-(3-chloro-4-fluorophenyl)-3-(2-(((3S,4R)-4-hydroxytetrahydrofuran-3-yl)amino)-2-oxoacetyl)-2-methyl-5,6,7,8-tetrahydroindolizine-1-carboxamide	464.1
451		N-(3-chloro-4-fluorophenyl)-3-(2-(((1S,2R)-2-hydroxycyclopentyl)amino)-2-oxoacetyl)-2-methyl-5,6,7,8-tetrahydroindolizine-1-carboxamide	462.1
452		N-(3-chloro-4-fluorophenyl)-3-(2-((1-(hydroxymethyl)cyclobutyl)amino)-2-oxoacetyl)-2-methyl-5,6,7,8-tetrahydroindolizine-1-carboxamide	462.1

07 10 22

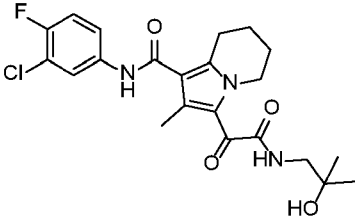
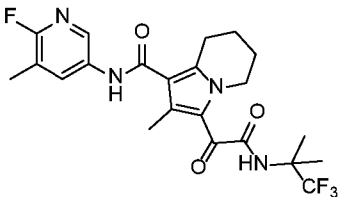
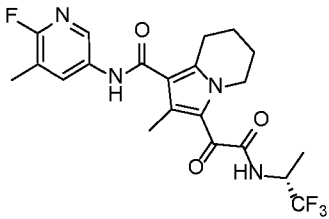
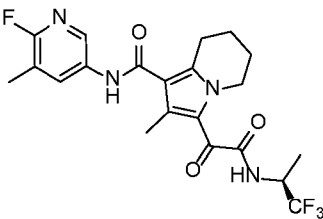
Ex.	Structure	Chemical Name	ESI-MS (M+H) ⁺ (m/z)
453		N-(3-chloro-4-fluorophenyl)-3-(2-((1-(hydroxymethyl)cyclopropyl)amino)-2-oxoacetyl)-2-methyl-5,6,7,8-tetrahydroindolizine-1-carboxamide	448.0
454		(R)-N-(3,4-difluorophenyl)-2-methyl-3-(2-((1-(3-methyl-1,2,4-oxadiazol-5-yl)ethyl)amino)-2-oxoacetyl)-5,6,7,8-tetrahydroindolizine-1-carboxamide	472.1
455		3-(2-(((2-aminothiazol-5-yl)methyl)amino)-2-oxoacetyl)-N-(3,4-difluorophenyl)-2-methyl-5,6,7,8-tetrahydroindolizine-1-carboxamide	474.1
456		N-(3,4-difluorophenyl)-3-(2-(((1r,3r)-3-hydroxycyclobutyl)amino)-2-oxoacetyl)-2-methyl-5,6,7,8-tetrahydroindolizine-1-carboxamide	432.1

07 10 22

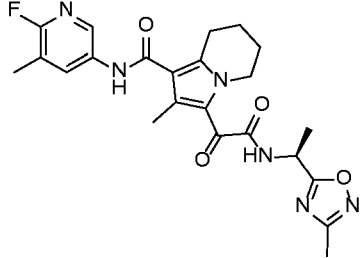
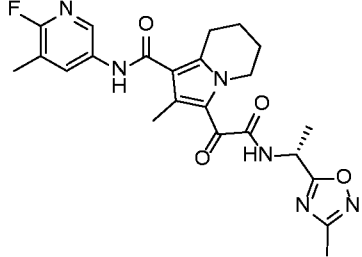
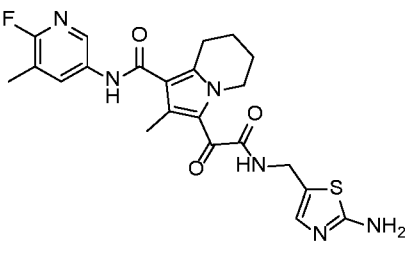
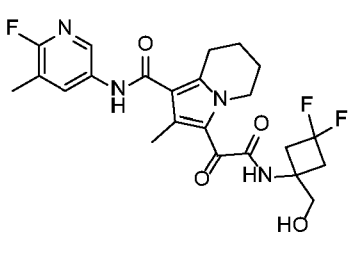
Ex.	Structure	Chemical Name	ESI-MS (M+H) ⁺ (m/z)
457		N-(3,4-difluorophenyl)-3-(2-(((3S,4R)-4-hydroxytetrahydrofuran-3-yl)amino)-2-oxoacetyl)-2-methyl-5,6,7,8-tetrahydroindolizine-1-carboxamide	448.1
458		N-(3,4-difluorophenyl)-3-(2-(((1S,2R)-2-hydroxycyclopentyl)amino)-2-oxoacetyl)-2-methyl-5,6,7,8-tetrahydroindolizine-1-carboxamide	446.1
459		3-(2-(((3,3-difluoro-1-(hydroxymethyl)cyclobutyl)amino)-2-oxoacetyl)-N-(3,4-difluorophenyl)-2-methyl-5,6,7,8-tetrahydroindolizine-1-carboxamide	482.1
460		N-(3,4-difluorophenyl)-3-(2-((1-(hydroxymethyl)cyclobutyl)amino)-2-oxoacetyl)-2-methyl-5,6,7,8-tetrahydroindolizine-1-carboxamide	446.1
461		N-(3,4-difluorophenyl)-3-(2-(((3-hydroxy-2,2-dimethylpropyl)amino)-2-oxoacetyl)-2-methyl-5,6,7,8-tetrahydroindolizine-1-carboxamide	448.1

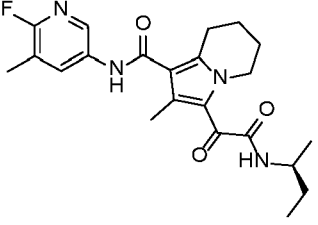
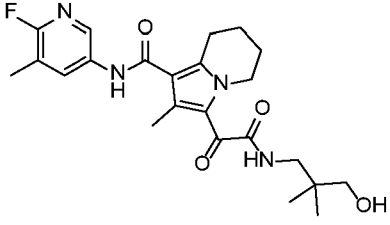
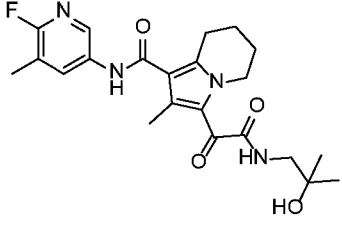
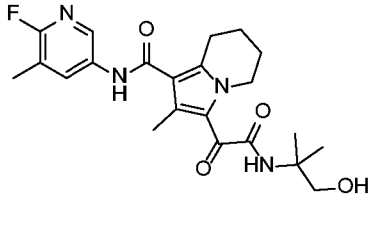
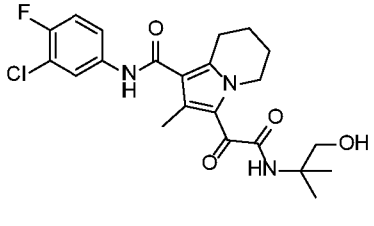
Ex.	Structure	Chemical Name	ESI-MS (M+H) ⁺ (m/z)
462		N-(3,4-difluorophenyl)-3-(2-((2-hydroxy-2-methylpropyl)amino)-2-oxoacetyl)-2-methyl-5,6,7,8-tetrahydroindolizine-1-carboxamide	434.2
463		N-(3,4-difluorophenyl)-3-(2-(1-(hydroxymethyl)cyclopropyl)amino)-2-oxoacetyl)-2-methyl-5,6,7,8-tetrahydroindolizine-1-carboxamide	432.1
464		(S)-N-(3,4-difluorophenyl)-2-methyl-3-(2-((1-(3-methyl-1,2,4-oxadiazol-5-yl)ethyl)amino)-2-oxoacetyl)-5,6,7,8-tetrahydroindolizine-1-carboxamide	472.1
465		N-(3-chloro-4-fluorophenyl)-3-(2-((3,3-difluoro-1-(hydroxymethyl)cyclobutyl)amino)-2-oxoacetyl)-2-methyl-5,6,7,8-tetrahydroindolizine-1-carboxamide	498.1
466		N-(3-chloro-4-fluorophenyl)-3-(2-((3-hydroxy-2,2-dimethylpropyl)amino)-2-oxoacetyl)-2-methyl-5,6,7,8-tetrahydroindolizine-1-carboxamide	464.1

07 10 22

Ex.	Structure	Chemical Name	ESI-MS (M+H) ⁺ (m/z)
467		N-(3-chloro-4-fluorophenyl)-3-(2-((2-hydroxy-2-methylpropyl)amino)-2-oxoacetyl)-2-methyl-5,6,7,8-tetrahydroindolizine-1-carboxamide	450.1
468		N-(6-fluoro-5-methylpyridin-3-yl)-2-methyl-3-(2-oxo-2-((1,1,1-trifluoro-2-methylpropan-2-yl)amino)acetyl)-5,6,7,8-tetrahydroindolizine-1-carboxamide	469.2
469		(R)-N-(6-fluoro-5-methylpyridin-3-yl)-2-methyl-3-(2-oxo-2-((1,1,1-trifluoropropan-2-yl)amino)acetyl)-5,6,7,8-tetrahydroindolizine-1-carboxamide	455.2
470		(S)-N-(6-fluoro-5-methylpyridin-3-yl)-2-methyl-3-(2-oxo-2-((1,1,1-trifluoropropan-2-yl)amino)acetyl)-5,6,7,8-tetrahydroindolizine-1-carboxamide	455.2

07 10 22

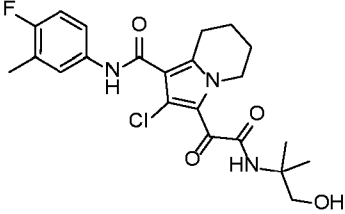
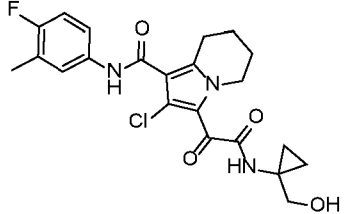
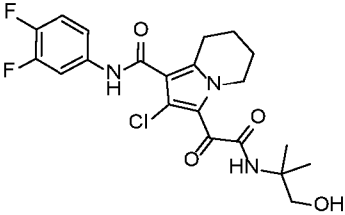
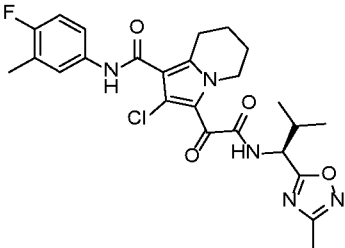
Ex.	Structure	Chemical Name	ESI-MS (M+H) ⁺ (m/z)
471		(S)-N-(6-fluoro-5-methylpyridin-3-yl)-2-methyl-3-(2-((1-(3-methyl-1,2,4-oxadiazol-5-yl)ethyl)amino)-2-oxoacetyl)-5,6,7,8-tetrahydroindolizine-1-carboxamide	469.2
472		(R)-N-(6-fluoro-5-methylpyridin-3-yl)-2-methyl-3-(2-((1-(3-methyl-1,2,4-oxadiazol-5-yl)ethyl)amino)-2-oxoacetyl)-5,6,7,8-tetrahydroindolizine-1-carboxamide	469.2
473		3-(2-(((2-aminothiazol-5-yl)methyl)amino)-2-oxoacetyl)-N-(6-fluoro-5-methylpyridin-3-yl)-2-methyl-5,6,7,8-tetrahydroindolizine-1-carboxamide	471.1
474		3-(2-((3,3-difluoro-1-(hydroxymethyl)cyclobutyl)amino)-2-oxoacetyl)-N-(6-fluoro-5-methylpyridin-3-yl)-2-methyl-5,6,7,8-tetrahydroindolizine-1-carboxamide	478.8

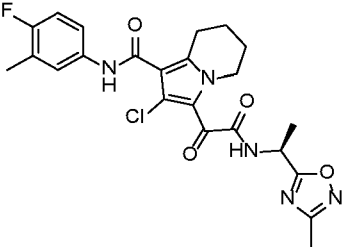
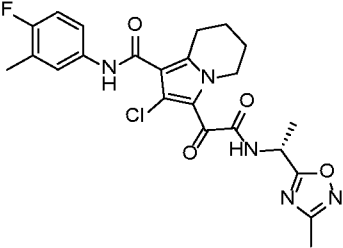
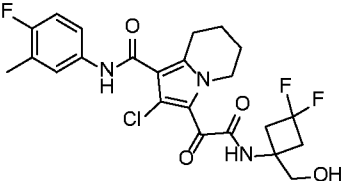
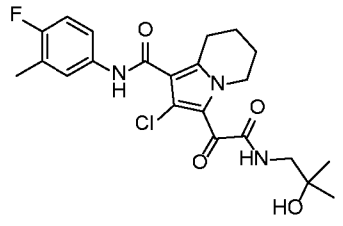
Ex.	Structure	Chemical Name	ESI-MS (M+H) ⁺ (m/z)
475		(S)-3-(2-(sec-butylamino)-2-oxoacetyl)-N-(6-fluoro-5-methylpyridin-3-yl)-2-methyl-5,6,7,8-tetrahydroindolizine-1-carboxamide	415.3
476		N-(6-fluoro-5-methylpyridin-3-yl)-3-(2-((3-hydroxy-2,2-dimethylpropyl)amino)-2-oxoacetyl)-2-methyl-5,6,7,8-tetrahydroindolizine-1-carboxamide	445.2
477		N-(6-fluoro-5-methylpyridin-3-yl)-3-(2-((2-hydroxy-2-methylpropyl)amino)-2-oxoacetyl)-2-methyl-5,6,7,8-tetrahydroindolizine-1-carboxamide	431.1
478		N-(6-fluoro-5-methylpyridin-3-yl)-3-(2-((1-hydroxy-2-methylpropan-2-yl)amino)-2-oxoacetyl)-2-methyl-5,6,7,8-tetrahydroindolizine-1-carboxamide	430.9
479		N-(3-chloro-4-fluorophenyl)-3-(2-((1-hydroxy-2-methylpropan-2-yl)amino)-2-oxoacetyl)-2-methyl-5,6,7,8-tetrahydroindolizine-1-carboxamide	

07 10 22

Ex.	Structure	Chemical Name	ESI-MS (M+H) ⁺ (m/z)
480		(S)-N-(4-fluoro-3-methylphenyl)-2-methyl-3-(2-oxo-2-((1,1,1-trifluoropropan-2-yl)amino)acetyl)-5,6,7,8-tetrahydroindolizine-1-carboxamide	
481		3-(2-((1-amino-2-methyl-1-oxopropan-2-yl)amino)-2-oxoacetyl)-N-(4-fluoro-3-methylphenyl)-2-methyl-5,6,7,8-tetrahydroindolizine-1-carboxamide	
482		3-(2-((3,3-difluoro-1-methylcyclobutyl)amino)-2-oxoacetyl)-N-(4-fluoro-3-methylphenyl)-2-methyl-5,6,7,8-tetrahydroindolizine-1-carboxamide	
483		3-(2-(((2S,3R)-1-amino-3-hydroxy-1-oxobutan-2-yl)amino)-2-oxoacetyl)-N-(4-fluoro-3-methylphenyl)-2-methyl-5,6,7,8-tetrahydroindolizine-1-carboxamide	
484		(R)-2-(2-(1-((4-fluoro-3-methylphenyl)carbamoyl)-2-methyl-5,6,7,8-tetrahydroindolizin-3-yl)-2-oxoacetamido)-3,3-dimethylbutanoic acid	

Ex.	Structure	Chemical Name	ESI-MS (M+H) ⁺ (m/z)
485		(R)-3-(2-((2,2-dimethyl-1-(1H-tetrazol-5-yl)propyl)amino)-2-oxoacetyl)-N-(4-fluoro-3-methylphenyl)-2-methyl-5,6,7,8-tetrahydroindolizine-1-carboxamide	
486		3-(2-((1-carbamoyl-3,3-difluorocyclobutyl)amino)-2-oxoacetyl)-N-(4-fluoro-3-methylphenyl)-2-methyl-5,6,7,8-tetrahydroindolizine-1-carboxamide	
487		3-(2-((3,3-difluoro-1-(1H-1,2,3-triazol-4-yl)cyclobutyl)amino)-2-oxoacetyl)-N-(4-fluoro-3-methylphenyl)-2-methyl-5,6,7,8-tetrahydroindolizine-1-carboxamide	
488		3-(2-(tert-butylamino)-2-oxoacetyl)-N-(3-(difluoromethyl)-4-fluorophenyl)-2-methyl-5,6,7,8-tetrahydroindolizine-1-carboxamide	
489		3-(2-(tert-butylamino)-2-oxoacetyl)-2-chloro-N-(4-fluoro-3-methylphenyl)-5,6,7,8-tetrahydroindolizine-1-carboxamide	433.7

Ex.	Structure	Chemical Name	ESI-MS (M+H) ⁺ (m/z)
490		2-chloro-N-(4-fluoro-3-methylphenyl)-3-(2-((1-hydroxy-2-methylpropan-2-yl)amino)-2-oxoacetyl)-5,6,7,8-tetrahydroindolizine-1-carboxamide	450.1
491		2-chloro-N-(4-fluoro-3-methylphenyl)-3-(2-((1-(hydroxymethyl)cyclopropyl)amino)-2-oxoacetyl)-5,6,7,8-tetrahydroindolizine-1-carboxamide	448.0
492		2-chloro-N-(3,4-difluorophenyl)-3-(2-((1-hydroxy-2-methylpropan-2-yl)amino)-2-oxoacetyl)-5,6,7,8-tetrahydroindolizine-1-carboxamide	454.1
493		(S)-2-chloro-N-(4-fluoro-3-methylphenyl)-3-(2-((2-methyl-1-(3-methyl-1,2,4-oxadiazol-5-yl)propyl)amino)-2-oxoacetyl)-5,6,7,8-tetrahydroindolizine-1-carboxamide	516.1

Ex.	Structure	Chemical Name	ESI-MS (M+H) ⁺ (m/z)
494		(S)-2-chloro-N-(4-fluoro-3-methylphenyl)-3-(2-((1-(3-methyl-1,2,4-oxadiazol-5-yl)ethyl)amino)-2-oxoacetyl)-5,6,7,8-tetrahydroindolizine-1-carboxamide	448.1
495		(R)-2-chloro-N-(4-fluoro-3-methylphenyl)-3-(2-((1-(3-methyl-1,2,4-oxadiazol-5-yl)ethyl)amino)-2-oxoacetyl)-5,6,7,8-tetrahydroindolizine-1-carboxamide	448.1
496		2-chloro-3-(2-((3,3-difluoro-1-(hydroxymethyl)cyclobutyl)amino)-2-oxoacetyl)-N-(4-fluoro-3-methylphenyl)-5,6,7,8-tetrahydroindolizine-1-carboxamide	498.1
497		2-chloro-N-(4-fluoro-3-methylphenyl)-3-(2-((2-hydroxy-2-methylpropyl)amino)-2-oxoacetyl)-5,6,7,8-tetrahydroindolizine-1-carboxamide	450.0

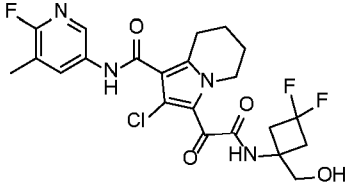
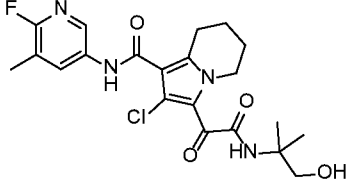
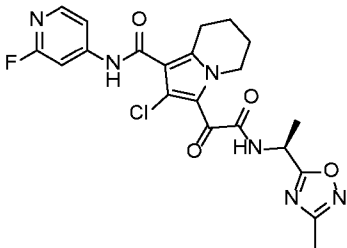
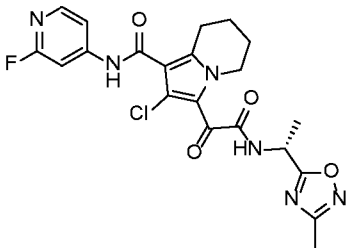
07 10 22

Ex.	Structure	Chemical Name	ESI-MS (M+H) ⁺ (m/z)
498		2-chloro-N-(4-fluoro-3-methylphenyl)-3-(2-((3-hydroxy-2,2-dimethylpropyl)amino)-2-oxoacetyl)-5,6,7,8-tetrahydroindolizine-1-carboxamide	464.0
499		2-chloro-N-(3,4-difluorophenyl)-3-(2-((1-(hydroxymethyl)cyclobutyl)amino)-2-oxoacetyl)-5,6,7,8-tetrahydroindolizine-1-carboxamide	466.1
500		2-chloro-N-(3-chloro-4-fluorophenyl)-3-(2-((1-(hydroxymethyl)cyclobutyl)amino)-2-oxoacetyl)-5,6,7,8-tetrahydroindolizine-1-carboxamide	482.0
501		2-chloro-N-(3-chloro-4-fluorophenyl)-3-(2-((1-(hydroxymethyl)cyclopropyl)amino)-2-oxoacetyl)-5,6,7,8-tetrahydroindolizine-1-carboxamide	468.0
502		2-chloro-N-(3,4-difluorophenyl)-3-(2-((1-(hydroxymethyl)cyclopropyl)amino)-2-oxoacetyl)-5,6,7,8-tetrahydroindolizine-1-carboxamide	452.0

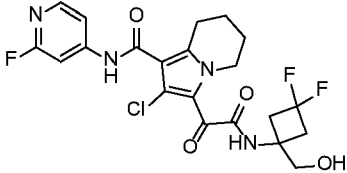
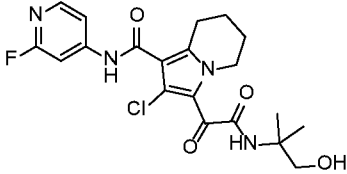
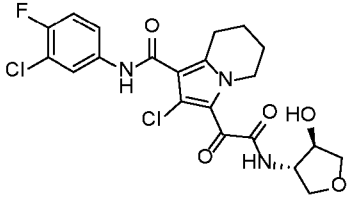
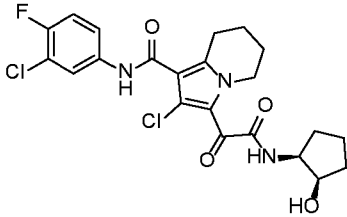
07 10 22

Ex.	Structure	Chemical Name	ESI-MS (M+H) ⁺ (m/z)
503		3-(2-(((2-aminothiazol-5-yl)methyl)amino)-2-oxoacetyl)-2-chloro-N-(4-fluoro-3-methylphenyl)-5,6,7,8-tetrahydroindolizine-1-carboxamide	490.0
504		2-chloro-N-(4-fluoro-3-methylphenyl)-3-(2-((1-(hydroxymethyl)cyclobutyl)amino)-2-oxoacetyl)-5,6,7,8-tetrahydroindolizine-1-carboxamide	462.0
505		2-chloro-N-(4-fluoro-3-methylphenyl)-3-(2-(((3S,4R)-4-hydroxytetrahydrofuran-3-yl)amino)-2-oxoacetyl)-5,6,7,8-tetrahydroindolizine-1-carboxamide	464.0
506		2-chloro-N-(4-fluoro-3-methylphenyl)-3-(2-(((1S,2R)-2-hydroxycyclopentyl)amino)-2-oxoacetyl)-5,6,7,8-tetrahydroindolizine-1-carboxamide	462.0

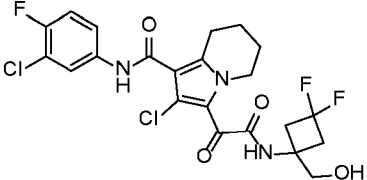
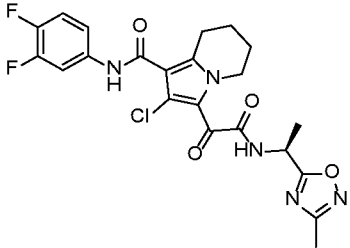
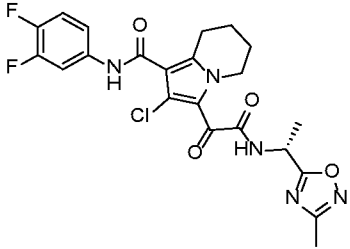
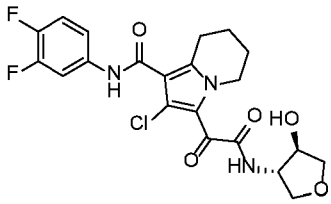
07 10 22

Ex.	Structure	Chemical Name	ESI-MS (M+H) ⁺ (m/z)
507		2-chloro-3-(2-((3,3-difluoro-1-(hydroxymethyl)cyclobutyl)amino)-2-oxoacetyl)-N-(6-fluoro-5-methylpyridin-3-yl)-5,6,7,8-tetrahydroindolizine-1-carboxamide	498.1
508		2-chloro-N-(6-fluoro-5-methylpyridin-3-yl)-3-(2-((1-hydroxy-2-methylpropan-2-yl)amino)-2-oxoacetyl)-5,6,7,8-tetrahydroindolizine-1-carboxamide	451.1
509		(S)-2-chloro-N-(2-fluoropyridin-4-yl)-3-(2-((1-(3-methyl-1,2,4-oxadiazol-5-yl)ethyl)amino)-2-oxoacetyl)-5,6,7,8-tetrahydroindolizine-1-carboxamide	475.1
510		(R)-2-chloro-N-(2-fluoropyridin-4-yl)-3-(2-((1-(3-methyl-1,2,4-oxadiazol-5-yl)ethyl)amino)-2-oxoacetyl)-5,6,7,8-tetrahydroindolizine-1-carboxamide	475.0

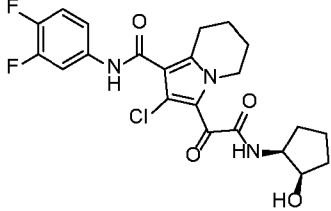
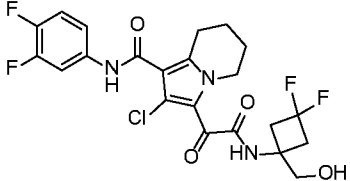
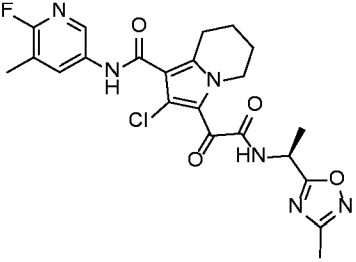
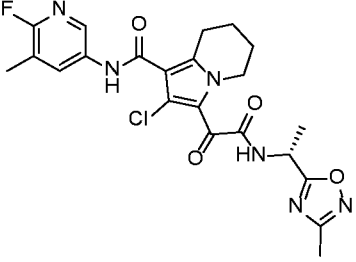
07 10 22

Ex.	Structure	Chemical Name	ESI-MS (M+H) ⁺ (m/z)
511		2-chloro-3-(2-((3,3-difluoro-1-(hydroxymethyl)cyclobutyl)amino)-2-oxoacetyl)-N-(2-fluoropyridin-4-yl)-5,6,7,8-tetrahydroindolizine-1-carboxamide	485.0
512		2-chloro-N-(2-fluoropyridin-4-yl)-3-(2-((1-hydroxy-2-methylpropan-2-yl)amino)-2-oxoacetyl)-5,6,7,8-tetrahydroindolizine-1-carboxamide	437.1
513		2-chloro-N-(3-chloro-4-fluorophenyl)-3-(2-(((3S,4R)-4-hydroxytetrahydrofuran-3-yl)amino)-2-oxoacetyl)-5,6,7,8-tetrahydroindolizine-1-carboxamide	484.0
514		2-chloro-N-(3-chloro-4-fluorophenyl)-3-(2-(((1S,2R)-2-hydroxycyclopentyl)amino)-2-oxoacetyl)-5,6,7,8-tetrahydroindolizine-1-carboxamide	482.0

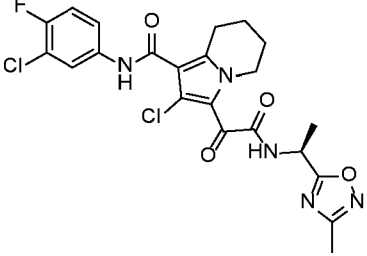
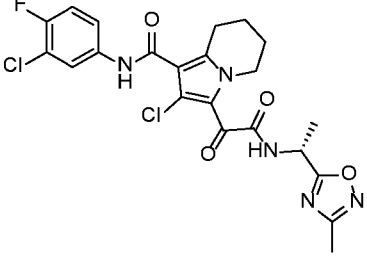
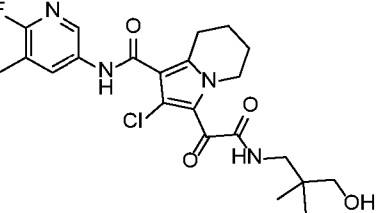
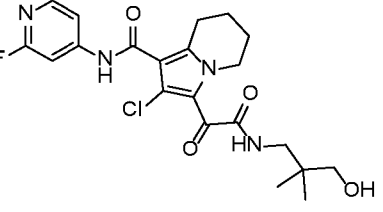
07 10 22

Ex.	Structure	Chemical Name	ESI-MS (M+H) ⁺ (m/z)
515		2-chloro-N-(3-chloro-4-fluorophenyl)-3-(2-((3,3-difluoro-1-(hydroxymethyl)cyclobutyl)amino)-2-oxoacetyl)-5,6,7,8-tetrahydroindolizine-1-carboxamide	518.0
516		(S)-2-chloro-N-(3,4-difluorophenyl)-3-(2-((1-(3-methyl-1,2,4-oxadiazol-5-yl)ethyl)amino)-2-oxoacetyl)-5,6,7,8-tetrahydroindolizine-1-carboxamide	492.1
517		(R)-2-chloro-N-(3,4-difluorophenyl)-3-(2-((1-(3-methyl-1,2,4-oxadiazol-5-yl)ethyl)amino)-2-oxoacetyl)-5,6,7,8-tetrahydroindolizine-1-carboxamide	492.1
518		2-chloro-N-(3,4-difluorophenyl)-3-(2-(((3S,4R)-4-hydroxytetrahydrofuran-3-yl)amino)-2-oxoacetyl)-5,6,7,8-tetrahydroindolizine-1-carboxamide	468.0

07 10 22

Ex.	Structure	Chemical Name	ESI-MS (M+H) ⁺ (m/z)
519		2-chloro-N-(3,4-difluorophenyl)-3-(2-(((1S,2R)-2-hydroxycyclopentyl)amino)-2-oxoacetyl)-5,6,7,8-tetrahydroindolizine-1-carboxamide	466.1
520		2-chloro-3-(2-((3,3-difluoro-1-(hydroxymethyl)cyclobutyl)amino)-2-oxoacetyl)-N-(3,4-difluorophenyl)-5,6,7,8-tetrahydroindolizine-1-carboxamide	502.0
521		(S)-2-chloro-N-(6-fluoro-5-methylpyridin-3-yl)-3-(2-((1-(3-methyl-1,2,4-oxadiazol-5-yl)ethyl)amino)-2-oxoacetyl)-5,6,7,8-tetrahydroindolizine-1-carboxamide	489.1
522		(R)-2-chloro-N-(6-fluoro-5-methylpyridin-3-yl)-3-(2-((1-(3-methyl-1,2,4-oxadiazol-5-yl)ethyl)amino)-2-oxoacetyl)-5,6,7,8-tetrahydroindolizine-1-carboxamide	489.1

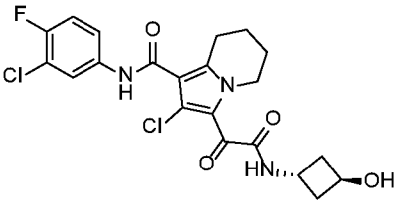
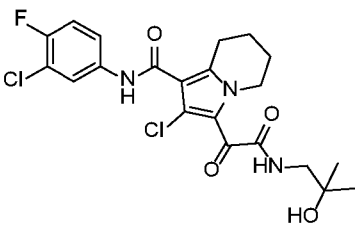
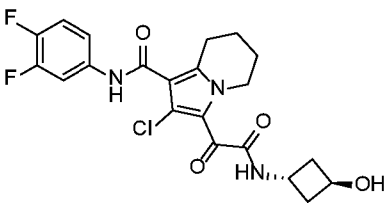
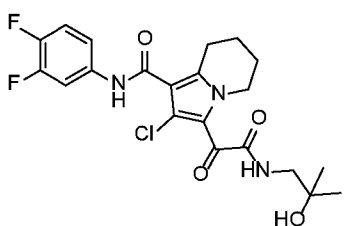
07 10 22

Ex.	Structure	Chemical Name	ESI-MS (M+H) ⁺ (m/z)
523		(S)-2-chloro-N-(3-chloro-4-fluorophenyl)-3-(2-((1-(3-methyl-1,2,4-oxadiazol-5-yl)ethyl)amino)-2-oxoacetyl)-5,6,7,8-tetrahydroindolizine-1-carboxamide	508.0
524		(R)-2-chloro-N-(3-chloro-4-fluorophenyl)-3-(2-((1-(3-methyl-1,2,4-oxadiazol-5-yl)ethyl)amino)-2-oxoacetyl)-5,6,7,8-tetrahydroindolizine-1-carboxamide	508.0
525		2-chloro-N-(6-fluoro-5-methylpyridin-3-yl)-3-(2-((3-hydroxy-2,2-dimethylpropyl)amino)-2-oxoacetyl)-5,6,7,8-tetrahydroindolizine-1-carboxamide	465.1
526		2-chloro-N-(2-fluoropyridin-4-yl)-3-(2-((3-hydroxy-2,2-dimethylpropyl)amino)-2-oxoacetyl)-5,6,7,8-tetrahydroindolizine-1-carboxamide	451.1

07 10 22

Ex.	Structure	Chemical Name	ESI-MS (M+H) ⁺ (m/z)
527		2-chloro-N-(3-chloro-4-fluorophenyl)-3-(2-((3-hydroxy-2,2-dimethylpropyl)amino)-2-oxoacetyl)-5,6,7,8-tetrahydroindolizine-1-carboxamide	484.1
528		2-chloro-N-(3,4-difluorophenyl)-3-(2-((3-hydroxy-2,2-dimethylpropyl)amino)-2-oxoacetyl)-5,6,7,8-tetrahydroindolizine-1-carboxamide	468.1
529		2-chloro-N-(6-fluoro-5-methylpyridin-3-yl)-3-(2-((2-hydroxy-2-methylpropyl)amino)-2-oxoacetyl)-5,6,7,8-tetrahydroindolizine-1-carboxamide	451.1
530		2-chloro-N-(2-fluoropyridin-4-yl)-3-(2-((2-hydroxy-2-methylpropyl)amino)-2-oxoacetyl)-5,6,7,8-tetrahydroindolizine-1-carboxamide	437.1

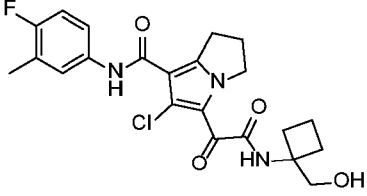
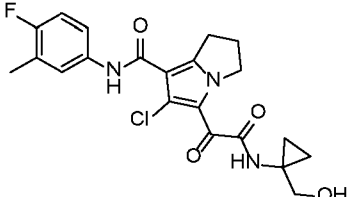
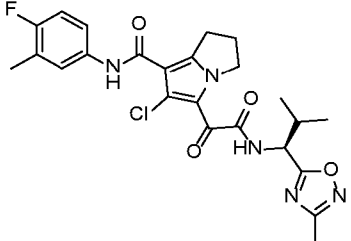
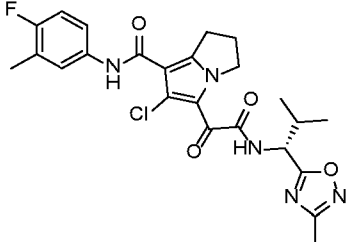
07 10 22

Ex.	Structure	Chemical Name	ESI-MS (M+H) ⁺ (m/z)
531		2-chloro-N-(3-chloro-4-fluorophenyl)-3-(2-(((1r,3r)-3-hydroxycyclobutyl)amino))-2-oxoacetyl)-5,6,7,8-tetrahydroindolizine-1-carboxamide	468.1
532		2-chloro-N-(3-chloro-4-fluorophenyl)-3-(2-((2-hydroxy-2-methylpropyl)amino))-2-oxoacetyl)-5,6,7,8-tetrahydroindolizine-1-carboxamide	470.0
533		2-chloro-N-(3,4-difluorophenyl)-3-(2-(((1r,3r)-3-hydroxycyclobutyl)amino))-2-oxoacetyl)-5,6,7,8-tetrahydroindolizine-1-carboxamide	452.1
534		2-chloro-N-(3,4-difluorophenyl)-3-(2-((2-hydroxy-2-methylpropyl)amino))-2-oxoacetyl)-5,6,7,8-tetrahydroindolizine-1-carboxamide	454.1

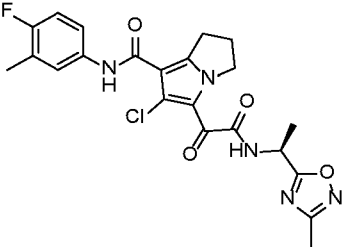
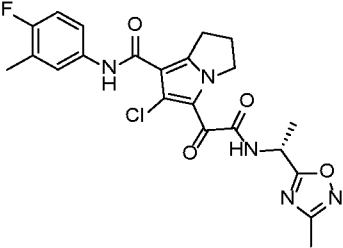
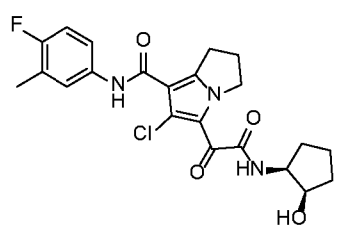
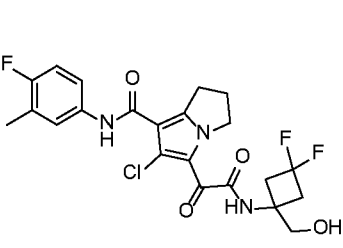
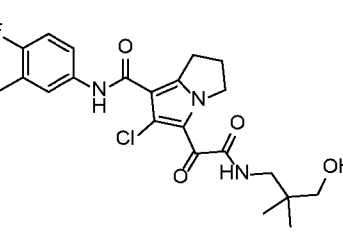
07 10 22

Ex.	Structure	Chemical Name	ESI-MS (M+H) ⁺ (m/z)
535		5-(2-(tert-butylamino)-2-oxoacetyl)-N-(3-chloro-4-fluorophenyl)-2,3-dihydro-1H-pyrrolizine-7-carboxamide	406.1
536		5-(2-(tert-butylamino)-2-oxoacetyl)-N-(4-fluoro-3-methylphenyl)-2,3-dihydro-1H-pyrrolizine-7-carboxamide	386.2
537		N-(4-fluoro-3-methylphenyl)-5-(2-((1-hydroxy-2-methylpropan-2-yl)amino)-2-oxoacetyl)-2,3-dihydro-1H-pyrrolizine-7-carboxamide	401.9
538		5-(2-amino-2-oxoacetyl)-N-(3-chloro-4-fluorophenyl)-6-methyl-2,3-dihydro-1H-pyrrolizine-7-carboxamide	
539		5-(2-(tert-butylamino)-2-oxoacetyl)-6-chloro-N-(4-fluoro-3-methylphenyl)-2,3-dihydro-1H-pyrrolizine-7-carboxamide	420.2
540		6-chloro-N-(4-fluoro-3-methylphenyl)-5-(2-((1-hydroxy-2-methylpropan-2-yl)amino)-2-oxoacetyl)-2,3-dihydro-1H-pyrrolizine-7-carboxamide	436.0

07 10 22

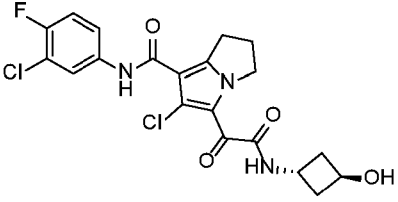
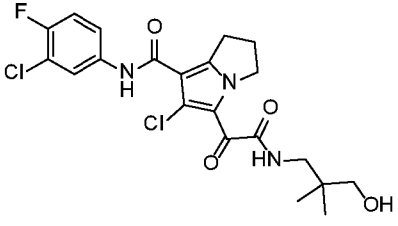
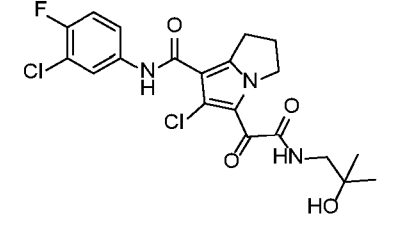
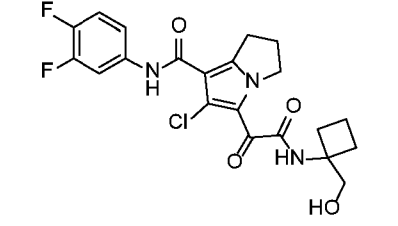
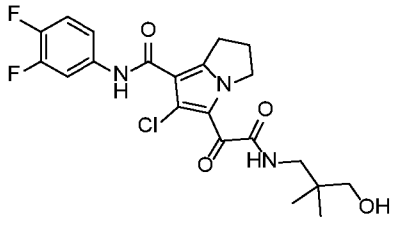
Ex.	Structure	Chemical Name	ESI-MS (M+H) ⁺ (m/z)
541		6-chloro-N-(4-fluoro-3-methylphenyl)-5-(2-((1-(hydroxymethyl)cyclobutyl)amino)-2-oxoacetyl)-2,3-dihydro-1H-pyrrolizine-7-carboxamide	448.1
542		6-chloro-N-(4-fluoro-3-methylphenyl)-5-(2-((1-(hydroxymethyl)cyclopropyl)amino)-2-oxoacetyl)-2,3-dihydro-1H-pyrrolizine-7-carboxamide	434.1
543		(S)-6-chloro-N-(4-fluoro-3-methylphenyl)-5-(2-((2-methyl-1-(3-methyl-1,2,4-oxadiazol-5-yl)propyl)amino)-2-oxoacetyl)-2,3-dihydro-1H-pyrrolizine-7-carboxamide	502.0
544		(R)-6-chloro-N-(4-fluoro-3-methylphenyl)-5-(2-((2-methyl-1-(3-methyl-1,2,4-oxadiazol-5-yl)propyl)amino)-2-oxoacetyl)-2,3-dihydro-1H-pyrrolizine-7-carboxamide	502.0

07 10 22

Ex.	Structure	Chemical Name	ESI-MS (M+H) ⁺ (m/z)
545		(S)-6-chloro-N-(4-fluoro-3-methylphenyl)-5-(2-((1-(3-methyl-1,2,4-oxadiazol-5-yl)ethyl)amino)-2-oxoacetyl)-2,3-dihydro-1H-pyrrolizine-7-carboxamide	474.0
546		(R)-6-chloro-N-(4-fluoro-3-methylphenyl)-5-(2-((1-(3-methyl-1,2,4-oxadiazol-5-yl)ethyl)amino)-2-oxoacetyl)-2,3-dihydro-1H-pyrrolizine-7-carboxamide	474.0
547		6-chloro-N-(4-fluoro-3-methylphenyl)-5-(2-(((1S,2R)-2-hydroxycyclopentyl)amino)-2-oxoacetyl)-2,3-dihydro-1H-pyrrolizine-7-carboxamide	448.1
548		6-chloro-5-(2-((3,3-difluoro-1-(hydroxymethyl)cyclobutyl)amino)-2-oxoacetyl)-N-(4-fluoro-3-methylphenyl)-2,3-dihydro-1H-pyrrolizine-7-carboxamide	484.0
549		6-chloro-N-(4-fluoro-3-methylphenyl)-5-(2-((3-hydroxy-2,2-dimethylpropyl)amino)-2-oxoacetyl)-2,3-dihydro-1H-pyrrolizine-7-carboxamide	450.0

Ex.	Structure	Chemical Name	ESI-MS (M+H) ⁺ (m/z)
550		6-chloro-N-(4-fluoro-3-methylphenyl)-5-(2-((2-hydroxy-2-methylpropyl)amino)-2-oxoacetyl)-2,3-dihydro-1H-pyrrolizine-7-carboxamide	436.1
551		6-chloro-N-(3,4-difluorophenyl)-5-(2-(((1r,3r)-3-hydroxycyclobutyl)amino)-2-oxoacetyl)-2,3-dihydro-1H-pyrrolizine-7-carboxamide	437.9
552		5-(2-(((2-aminothiazol-5-yl)methyl)amino)-2-oxoacetyl)-6-chloro-N-(4-fluoro-3-methylphenyl)-2,3-dihydro-1H-pyrrolizine-7-carboxamide	476.0
553		(S)-6-chloro-N-(3-chloro-4-fluorophenyl)-5-(2-((1-(3-methyl-1,2,4-oxadiazol-5-yl)ethyl)amino)-2-oxoacetyl)-2,3-dihydro-1H-pyrrolizine-7-carboxamide	494.0
554		(R)-6-chloro-N-(3-chloro-4-fluorophenyl)-5-(2-((1-(3-methyl-1,2,4-oxadiazol-5-yl)ethyl)amino)-2-oxoacetyl)-2,3-dihydro-1H-pyrrolizine-7-carboxamide	494.0

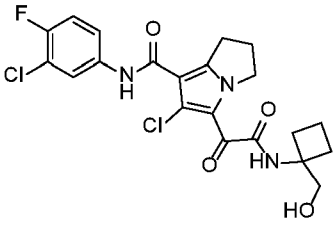
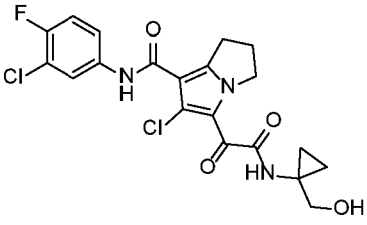
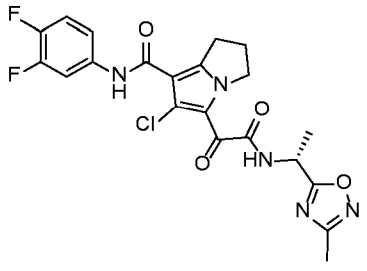
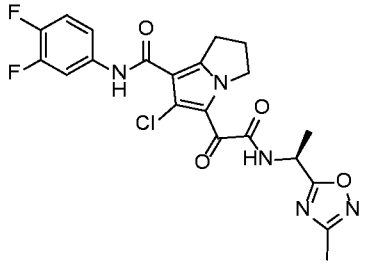
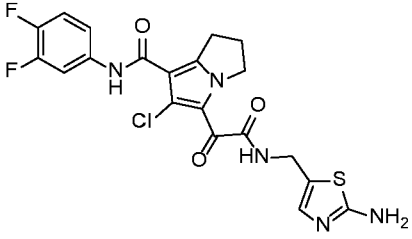
07 10 22

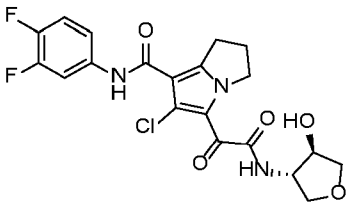
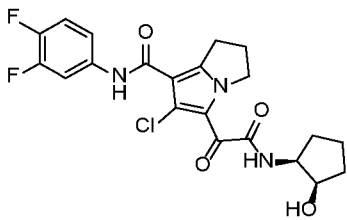
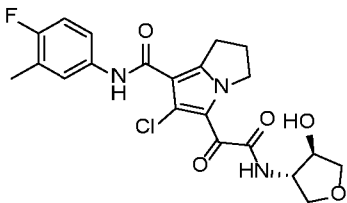
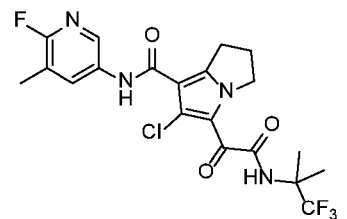
Ex.	Structure	Chemical Name	ESI-MS (M+H) ⁺ (m/z)
555		6-chloro-N-(3-chloro-4-fluorophenyl)-5-(2-(((1r,3r)-3-hydroxycyclobutyl)amino)-2-oxoacetyl)-2,3-dihydro-1H-pyrrolizine-7-carboxamide	454.1
556		6-chloro-N-(3-chloro-4-fluorophenyl)-5-(2-((3-hydroxy-2,2-dimethylpropyl)amino)-2-oxoacetyl)-2,3-dihydro-1H-pyrrolizine-7-carboxamide	470.0
557		6-chloro-N-(3-chloro-4-fluorophenyl)-5-(2-((2-hydroxy-2-methylpropyl)amino)-2-oxoacetyl)-2,3-dihydro-1H-pyrrolizine-7-carboxamide	456.0
558		6-chloro-N-(3,4-difluorophenyl)-5-(2-((1-(hydroxymethyl)cyclobutyl)amino)-2-oxoacetyl)-2,3-dihydro-1H-pyrrolizine-7-carboxamide	452.0
559		6-chloro-N-(3,4-difluorophenyl)-5-(2-((3-hydroxy-2,2-dimethylpropyl)amino)-2-oxoacetyl)-2,3-dihydro-1H-pyrrolizine-7-carboxamide	454.0

07 10 22

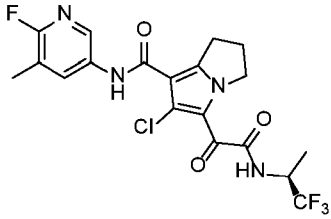
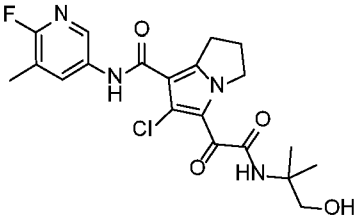
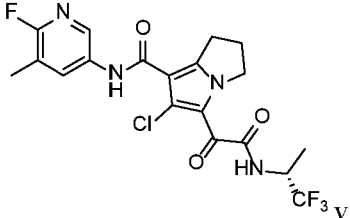
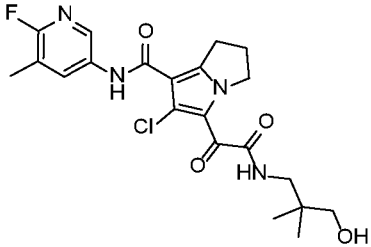
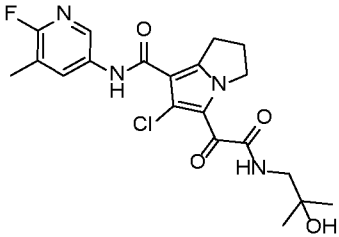
Ex.	Structure	Chemical Name	ESI-MS (M+H) ⁺ (m/z)
560		6-chloro-N-(3,4-difluorophenyl)-5-(2-((2-hydroxy-2-methylpropyl)amino)-2-oxoacetyl)-2,3-dihydro-1H-pyrrolizine-7-carboxamide	440.1
561		6-chloro-N-(3,4-difluorophenyl)-5-(2-((1-(hydroxymethyl)cyclopropyl)amino)-2-oxoacetyl)-2,3-dihydro-1H-pyrrolizine-7-carboxamide	438.1
562		5-(2-(((2-aminothiazol-5-yl)methyl)amino)-2-oxoacetyl)-6-chloro-N-(3-chloro-4-fluorophenyl)-2,3-dihydro-1H-pyrrolizine-7-carboxamide	495.9
563		6-chloro-N-(3-chloro-4-fluorophenyl)-5-(2-(((3S,4R)-4-hydroxytetrahydrofuran-3-yl)amino)-2-oxoacetyl)-2,3-dihydro-1H-pyrrolizine-7-carboxamide	470.0
564		6-chloro-N-(3-chloro-4-fluorophenyl)-5-(2-(((1S,2R)-2-hydroxycyclopentyl)amino)-2-oxoacetyl)-2,3-dihydro-1H-pyrrolizine-7-carboxamide	468.0

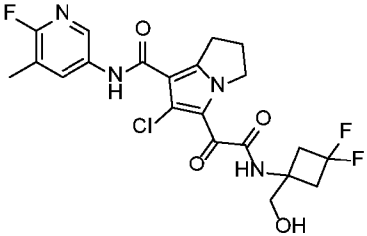
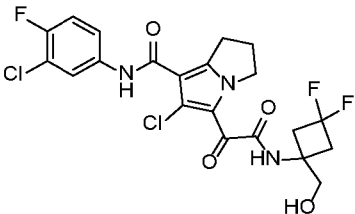
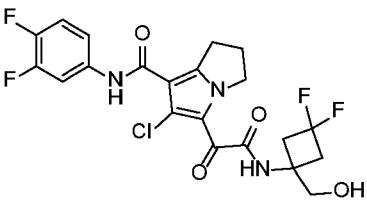
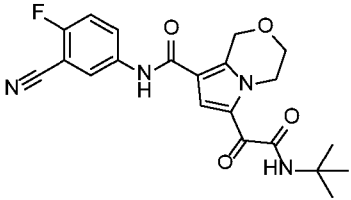
07 10 22

Ex.	Structure	Chemical Name	ESI-MS (M+H) ⁺ (m/z)
565		6-chloro-N-(3-chloro-4-fluorophenyl)-5-(2-(((1-(hydroxymethyl)cyclobutyl)amino)-2-oxoacetyl)-2,3-dihydro-1H-pyrrolizine-7-carboxamide	468.0
566		6-chloro-N-(3-chloro-4-fluorophenyl)-5-(2-(((1-(hydroxymethyl)cyclopropyl)amino)-2-oxoacetyl)-2,3-dihydro-1H-pyrrolizine-7-carboxamide	454.0
567		(R)-6-chloro-N-(3,4-difluorophenyl)-5-(2-(((1-(3-methyl-1,2,4-oxadiazol-5-yl)ethyl)amino)-2-oxoacetyl)-2,3-dihydro-1H-pyrrolizine-7-carboxamide	478.1
568		(S)-6-chloro-N-(3,4-difluorophenyl)-5-(2-(((1-(3-methyl-1,2,4-oxadiazol-5-yl)ethyl)amino)-2-oxoacetyl)-2,3-dihydro-1H-pyrrolizine-7-carboxamide	478.0
569		5-(2-(((2-aminothiazol-5-yl)methyl)amino)-2-oxoacetyl)-6-chloro-N-(3,4-difluorophenyl)-2,3-dihydro-1H-pyrrolizine-7-carboxamide	480.1

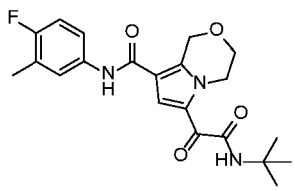
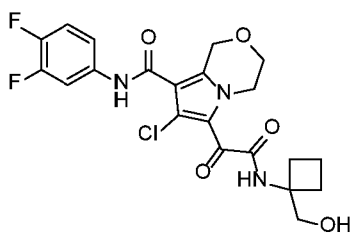
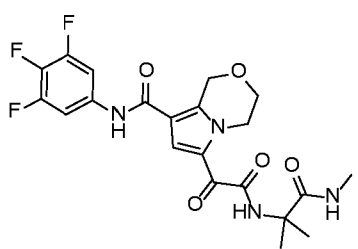
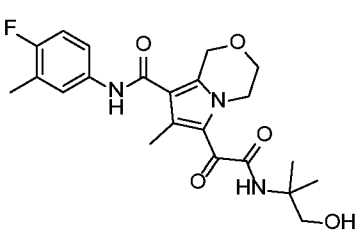
Ex.	Structure	Chemical Name	ESI-MS (M+H) ⁺ (m/z)
570		6-chloro-N-(3,4-difluorophenyl)-5-(2-(((3S,4R)-4-hydroxytetrahydrofuran-3-yl)amino)-2-oxoacetyl)-2,3-dihydro-1H-pyrrolizine-7-carboxamide	454.1
571		6-chloro-N-(3,4-difluorophenyl)-5-(2-(((1S,2R)-2-hydroxycyclopentyl)amino)-2-oxoacetyl)-2,3-dihydro-1H-pyrrolizine-7-carboxamide	452.0
572		6-chloro-N-(4-fluoro-3-methylphenyl)-5-(2-(((3S,4R)-4-hydroxytetrahydrofuran-3-yl)amino)-2-oxoacetyl)-2,3-dihydro-1H-pyrrolizine-7-carboxamide	450.0
573		6-chloro-N-(6-fluoro-5-methylpyridin-3-yl)-5-(2-oxo-2-((1,1,1-trifluoro-2-methylpropan-2-yl)amino)acetyl)-2,3-dihydro-1H-pyrrolizine-7-carboxamide	475.0

07 10 22

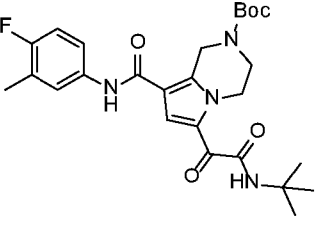
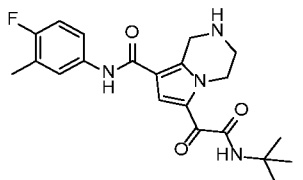
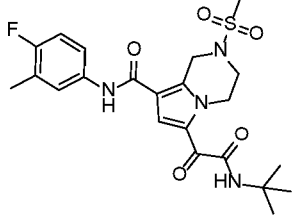
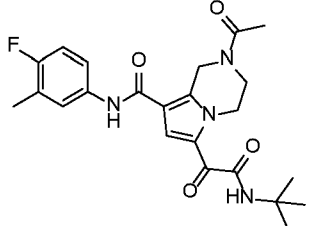
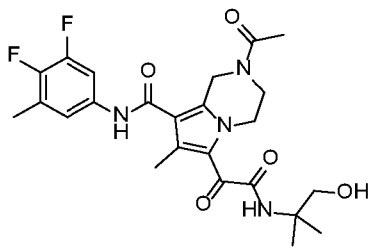
Ex.	Structure	Chemical Name	ESI-MS (M+H) ⁺ (m/z)
574		(S)-6-chloro-N-(6-fluoro-5-methylpyridin-3-yl)-5-(2-oxo-2-((1,1,1-trifluoropropan-2-yl)amino)acetyl)-2,3-dihydro-1H-pyrrolizine-7-carboxamide	461.1
575		6-chloro-N-(6-fluoro-5-methylpyridin-3-yl)-5-(2-((1-hydroxy-2-methylpropan-2-yl)amino)-2-oxoacetyl)-2,3-dihydro-1H-pyrrolizine-7-carboxamide	437.1
576		(R)-6-chloro-N-(6-fluoro-5-methylpyridin-3-yl)-5-(2-oxo-2-((1,1,1-trifluoropropan-2-yl)amino)acetyl)-2,3-dihydro-1H-pyrrolizine-7-carboxamide	461.0
577		6-chloro-N-(6-fluoro-5-methylpyridin-3-yl)-5-(2-((3-hydroxy-2,2-dimethylpropyl)amino)-2-oxoacetyl)-2,3-dihydro-1H-pyrrolizine-7-carboxamide	451.1
578		6-chloro-N-(6-fluoro-5-methylpyridin-3-yl)-5-(2-((2-hydroxy-2-methylpropyl)amino)-2-oxoacetyl)-2,3-dihydro-1H-pyrrolizine-7-carboxamide	437.1

Ex.	Structure	Chemical Name	ESI-MS (M+H) ⁺ (m/z)
579		6-chloro-5-(2-((3,3-difluoro-1-(hydroxymethyl)cyclobutyl)amino)-2-oxoacetyl)-N-(6-fluoro-5-methylpyridin-3-yl)-2,3-dihydro-1H-pyrrolizine-7-carboxamide	485.1
580		6-chloro-N-(3-chloro-4-fluorophenyl)-5-(2-((3,3-difluoro-1-(hydroxymethyl)cyclobutyl)amino)-2-oxoacetyl)-2,3-dihydro-1H-pyrrolizine-7-carboxamide	504.0
581		6-chloro-5-(2-((3,3-difluoro-1-(hydroxymethyl)cyclobutyl)amino)-2-oxoacetyl)-N-(3,4-difluorophenyl)-2,3-dihydro-1H-pyrrolizine-7-carboxamide	488.0
582		6-(2-(tert-butylamino)-2-oxoacetyl)-N-(3-cyano-4-fluorophenyl)-3,4-dihydro-1H-pyrrolo[2,1-c][1,4]oxazine-8-carboxamide	412.8

07 10 22

Ex.	Structure	Chemical Name	ESI-MS (M+H) ⁺ (m/z)
583		6-(2-(tert-butylamino)-2-oxoacetyl)-N-(4-fluoro-3-methylphenyl)-3,4-dihydro-1H-pyrrolo[2,1-c][1,4]oxazine-8-carboxamide	401.9
584		7-chloro-N-(3,4-difluorophenyl)-6-(2-((1-(hydroxymethyl)cyclobutyl)amino)-2-oxoacetyl)-3,4-dihydro-1H-pyrrolo[2,1-c][1,4]oxazine-8-carboxamide	468.0
585		6-(2-((2-methyl-1-(methylamino)-1-oxopropan-2-yl)amino)-2-oxoacetyl)-N-(3,4,5-trifluorophenyl)-3,4-dihydro-1H-pyrrolo[2,1-c][1,4]oxazine-8-carboxamide	
586		N-(4-fluoro-3-methylphenyl)-6-(2-((1-hydroxy-2-methylpropan-2-yl)amino)-2-oxoacetyl)-7-methyl-3,4-dihydro-1H-pyrrolo[2,1-c][1,4]oxazine-8-carboxamide	

07 10 22

Ex.	Structure	Chemical Name	ESI-MS (M+H) ⁺ (m/z)
587		tert-butyl 6-(2-(tert-butylamino)-2-oxoacetyl)-8-((4-fluoro-3-methylphenyl)carbamoyl)-3,4-dihydropyrrolo[1,2-a]pyrazine-2(1H)-carboxylate	501.0
588		6-(2-(tert-butylamino)-2-oxoacetyl)-N-(4-fluoro-3-methylphenyl)-1,2,3,4-tetrahydropyrrolo[1,2-a]pyrazine-8-carboxamide	401.0
589		6-(2-(tert-butylamino)-2-oxoacetyl)-N-(4-fluoro-3-methylphenyl)-2-(methylsulfonyl)-1,2,3,4-tetrahydropyrrolo[1,2-a]pyrazine-8-carboxamide	479.0
590		2-acetyl-6-(2-(tert-butylamino)-2-oxoacetyl)-N-(4-fluoro-3-methylphenyl)-1,2,3,4-tetrahydropyrrolo[1,2-a]pyrazine-8-carboxamide	443.0
591		2-acetyl-N-(3,4-difluoro-5-methylphenyl)-6-(2-((1-hydroxy-2-methylpropan-2-yl)amino)-2-oxoacetyl)-7-methyl-1,2,3,4-tetrahydropyrrolo[1,2-a]pyrazine-8-carboxamide	

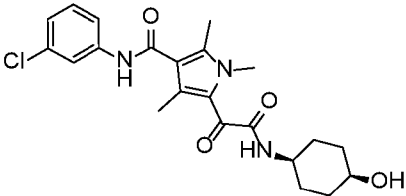
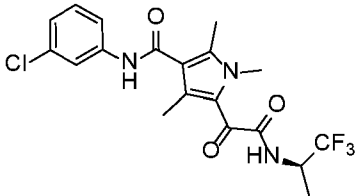
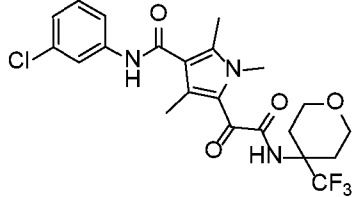
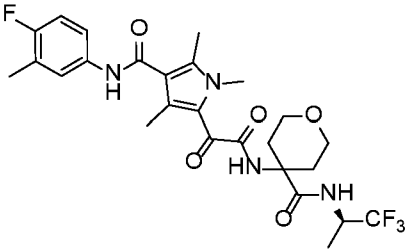
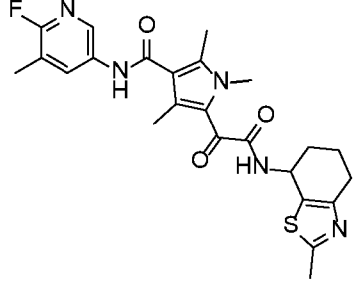
07 10 22

Ex.	Structure	Chemical Name	ESI-MS (M+H) ⁺ (m/z)
592		6-(2-((1-(1H-1,2,3-triazol-4-yl)cyclopropyl)amino)-2-oxoacetyl)-N-(3,4-difluoro-5-methylphenyl)-2,7-dimethyl-1,2,3,4-tetrahydropyrrolo[1,2-a]pyrazine-8-carboxamide	
593		3-(2-(tert-butylamino)-2-oxoacetyl)-N-(3-chloro-4-fluorophenyl)-6,7,8,9-tetrahydro-5H-pyrrolo[1,2-a]azepine-1-carboxamide	
594		N-(3-chloro-4-fluorophenyl)-3-(2-((1-hydroxy-2-methylpropan-2-yl)amino)-2-oxoacetyl)-2-methyl-6,7,8,9-tetrahydro-5H-pyrrolo[1,2-a]azepine-1-carboxamide	
595		N-(4-fluoro-3-methylphenyl)-1,2,4-trimethyl-5-(2-((1-(morpholinomethyl)cyclopentyl)amino)-2-oxoacetyl)-1H-pyrrole-3-carboxamide	499.3
596		N-(4-fluoro-3-methylphenyl)-1,2,4-trimethyl-5-(2-((1-(morpholinomethyl)cyclohexyl)amino)-2-oxoacetyl)-1H-pyrrole-3-carboxamide	513.3

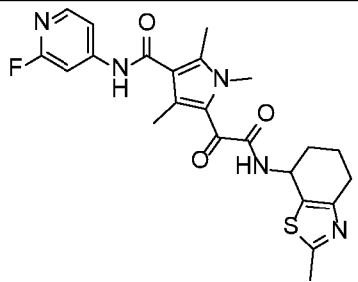
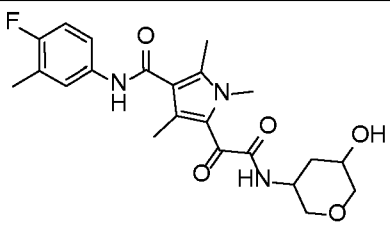
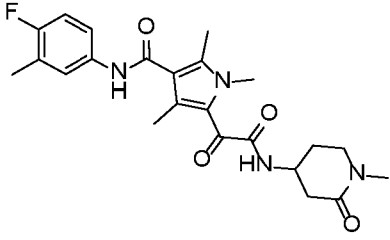
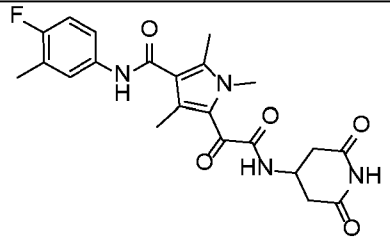
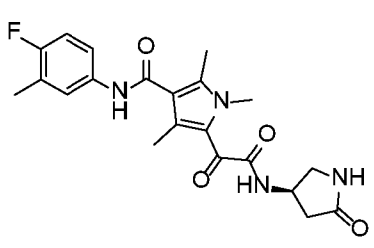
07 10 22

Ex.	Structure	Chemical Name	ESI-MS (M+H) ⁺ (m/z)
597		N-(4-fluoro-3-methylphenyl)-5-(2-((1-(4-hydroxypiperidin-1-yl)-2-methyl-1-oxopropan-2-yl)amino)-2-oxoacetyl)-1,2,4-trimethyl-1H-pyrrole-3-carboxamide	501.3
598		N-(4-fluoro-3-methylphenyl)-5-(2-((6-hydroxyspiro[3.3]heptan-2-yl)amino)-2-oxoacetyl)-1,2,4-trimethyl-1H-pyrrole-3-carboxamide	442.2
599		N-(4-fluoro-3-methylphenyl)-5-(2-((1-(hydroxymethyl)cyclohexyl)amino)-2-oxoacetyl)-1,2,4-trimethyl-1H-pyrrole-3-carboxamide	444.1
600		N-(3-chlorophenyl)-5-(2-((1-hydroxy-2-methylpropan-2-yl)amino)-2-oxoacetyl)-1,2,4-trimethyl-1H-pyrrole-3-carboxamide	406.2
601		N-(3-chlorophenyl)-1,2,4-trimethyl-5-(2-((2-methyl-1-morpholinopropan-2-yl)amino)-2-oxoacetyl)-1H-pyrrole-3-carboxamide	475.2

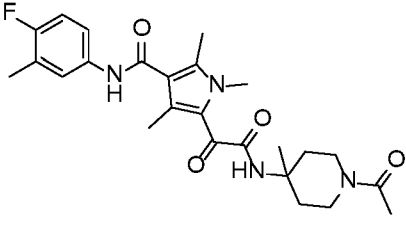
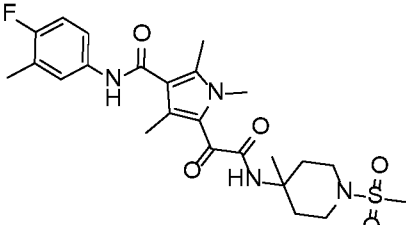
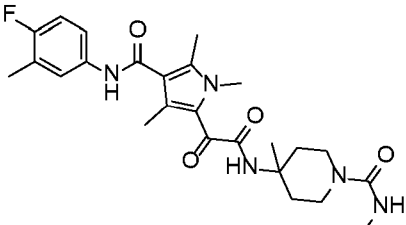
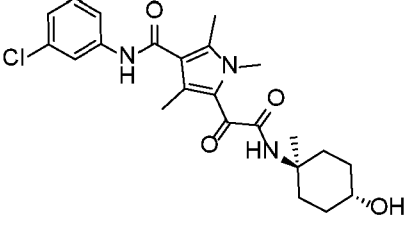
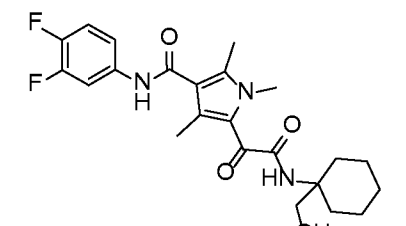
07 10 22

Ex.	Structure	Chemical Name	ESI-MS (M+H) ⁺ (m/z)
602		N-(3-chlorophenyl)-5-(2-(((1s,4s)-4-hydroxycyclohexyl)amino)-2-oxoacetyl)-1,2,4-trimethyl-1H-pyrrole-3-carboxamide	432.2
603		(R)-N-(3-chlorophenyl)-1,2,4-trimethyl-5-(2-oxo-2-((1,1,1-trifluoropropan-2-yl)amino)acetyl)-1H-pyrrole-3-carboxamide	430.1
604		N-(3-chlorophenyl)-1,2,4-trimethyl-5-(2-oxo-2-((4-(trifluoromethyl)tetrahydro-2H-pyran-4-yl)amino)acetyl)-1H-pyrrole-3-carboxamide	486.1
605		(R)-N-(4-fluoro-3-methylphenyl)-1,2,4-trimethyl-5-(2-oxo-2-((4-((1,1,1-trifluoropropan-2-yl)carbamoyl)tetrahydro-2H-pyran-4-yl)amino)acetyl)-1H-pyrrole-3-carboxamide	555.1
606		N-(6-fluoro-5-methylpyridin-3-yl)-1,2,4-trimethyl-5-(2-((2-methyl-4,5,6,7-tetrahydrobenzo[d]thiazol-7-yl)amino)-2-oxoacetyl)-1H-pyrrole-3-carboxamide	484.2

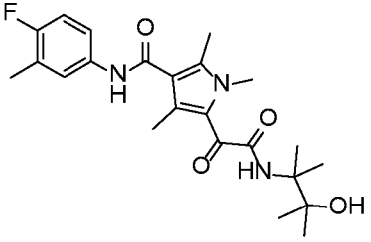
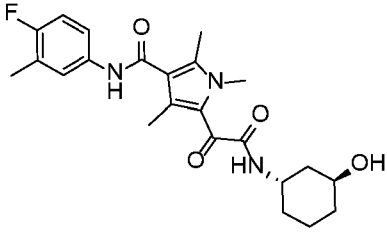
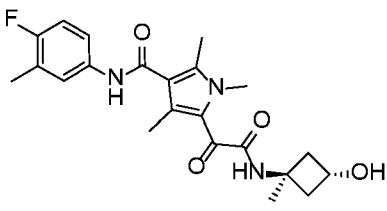
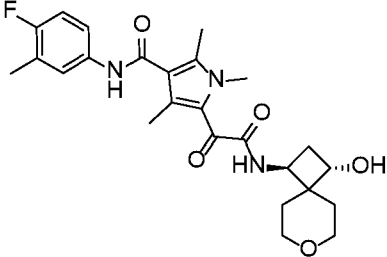
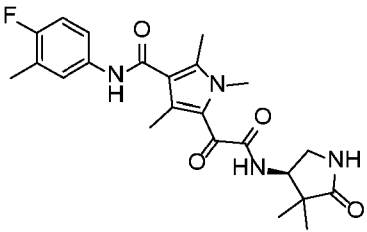
07 10 22

Ex.	Structure	Chemical Name	ESI-MS (M+H) ⁺ (m/z)
607		N-(2-fluoropyridin-4-yl)-1,2,4-trimethyl-5-(2-((2-methyl-4,5,6,7-tetrahydrobenzo[d]thiazol-7-yl)amino)-2-oxoacetyl)-1H-pyrrole-3-carboxamide	470.2
608		N-(4-fluoro-3-methylphenyl)-5-(2-((5-hydroxytetrahydro-2H-pyran-3-yl)amino)-2-oxoacetyl)-1,2,4-trimethyl-1H-pyrrole-3-carboxamide	432.2
609		N-(4-fluoro-3-methylphenyl)-1,2,4-trimethyl-5-(2-((1-methyl-2-oxopiperidin-4-yl)amino)-2-oxoacetyl)-1H-pyrrole-3-carboxamide	443.2
610		5-(2-((2,6-dioxopiperidin-4-yl)amino)-2-oxoacetyl)-N-(4-fluoro-3-methylphenyl)-1,2,4-trimethyl-1H-pyrrole-3-carboxamide	443.2
611		(R)-N-(4-fluoro-3-methylphenyl)-1,2,4-trimethyl-5-(2-oxo-2-((5-oxopyrrolidin-3-yl)amino)acetyl)-1H-pyrrole-3-carboxamide	415.2

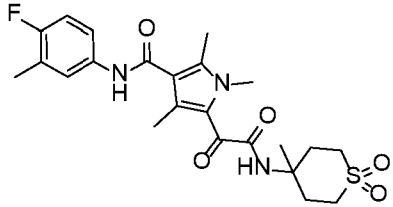
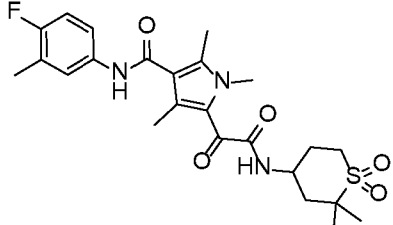
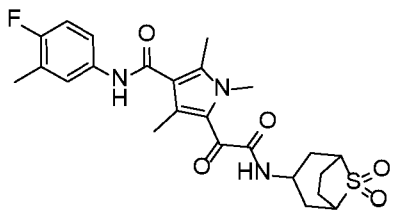
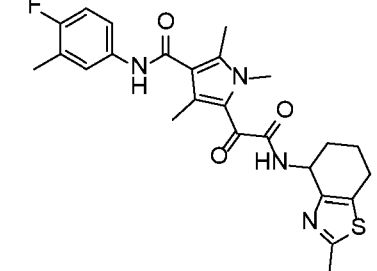
07 10 22

Ex.	Structure	Chemical Name	ESI-MS (M+H) ⁺ (m/z)
612		5-(2-((1-acetyl-4-methylpiperidin-4-yl)amino)-2-oxoacetyl)-N-(4-fluoro-3-methylphenyl)-1,2,4-trimethyl-1H-pyrrole-3-carboxamide	471.2
613		N-(4-fluoro-3-methylphenyl)-1,2,4-trimethyl-5-(2-((4-methyl-1-(methylsulfonyl)piperidin-4-yl)amino)-2-oxoacetyl)-1H-pyrrole-3-carboxamide	507.2
614		N-ethyl-4-(2-(4-((4-fluoro-3-methylphenyl)carbamoyl)-1,3,5-trimethyl-1H-pyrrol-2-yl)-2-oxoacetamido)-4-methylpiperidine-1-carboxamide	500.3
615		N-(3-chlorophenyl)-5-(2-(((1r,4r)-4-hydroxy-1-methylcyclohexyl)amino)-2-oxoacetyl)-1,2,4-trimethyl-1H-pyrrole-3-carboxamide	446.2
616		N-(3,4-difluorophenyl)-5-(2-((1-(hydroxymethyl)cyclohexyl)amino)-2-oxoacetyl)-1,2,4-trimethyl-1H-pyrrole-3-carboxamide	448.2

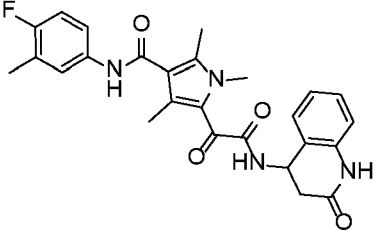
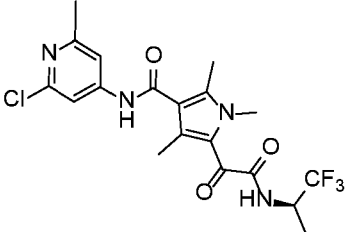
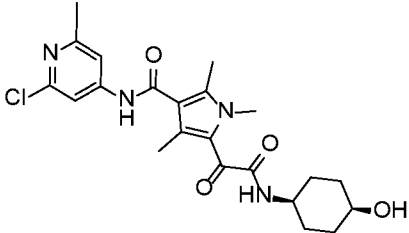
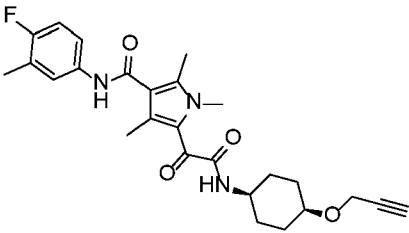
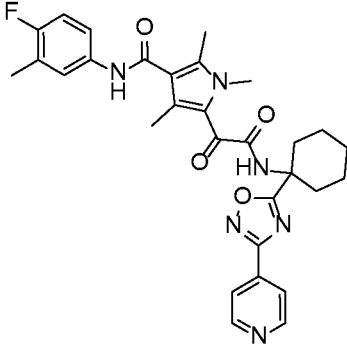
07 10 22

Ex.	Structure	Chemical Name	ESI-MS (M+H) ⁺ (m/z)
617		N-(4-fluoro-3-methylphenyl)-5-(2-((3-hydroxy-2,3-dimethylbutan-2-yl)amino)-2-oxoacetyl)-1,2,4-trimethyl-1H-pyrrole-3-carboxamide	432.2
618		N-(4-fluoro-3-methylphenyl)-5-(2-(((1S,3S)-3-hydroxycyclohexyl)amino)-2-oxoacetyl)-1,2,4-trimethyl-1H-pyrrole-3-carboxamide	430.2
619		N-(4-fluoro-3-methylphenyl)-5-(2-(((1r,3r)-3-hydroxy-1-methylcyclobutyl)amino)-2-oxoacetyl)-1,2,4-trimethyl-1H-pyrrole-3-carboxamide	416.2
620		N-(4-fluoro-3-methylphenyl)-5-(2-(((1S,3S)-3-hydroxy-7-oxaspiro[3.5]nonan-1-yl)amino)-2-oxoacetyl)-1,2,4-trimethyl-1H-pyrrole-3-carboxamide	472.2
621		(R)-5-(2-((4,4-dimethyl-5-oxopyrrolidin-3-yl)amino)-2-oxoacetyl)-N-(4-fluoro-3-methylphenyl)-1,2,4-trimethyl-1H-pyrrole-3-carboxamide	443.2

07 10 22

Ex.	Structure	Chemical Name	ESI-MS (M+H) ⁺ (m/z)
622		N-(4-fluoro-3-methylphenyl)-1,2,4-trimethyl-5-(2-((4-methyl-1,1-dioxidotetrahydro-2H-thiopyran-4-yl)amino)-2-oxoacetyl)-1H-pyrrole-3-carboxamide	478.2
623		5-(2-((2,2-dimethyl-1,1-dioxidotetrahydro-2H-thiopyran-4-yl)amino)-2-oxoacetyl)-N-(4-fluoro-3-methylphenyl)-1,2,4-trimethyl-1H-pyrrole-3-carboxamide	492.2
624		5-(2-((8,8-dioxido-8-thiabicyclo[3.2.1]octan-3-yl)amino)-2-oxoacetyl)-N-(4-fluoro-3-methylphenyl)-1,2,4-trimethyl-1H-pyrrole-3-carboxamide	490.2
625		N-(4-fluoro-3-methylphenyl)-1,2,4-trimethyl-5-(2-((2-methyl-4,5,6,7-tetrahydrobenzo[d]thiazol-4-yl)amino)-2-oxoacetyl)-1H-pyrrole-3-carboxamide	483.2

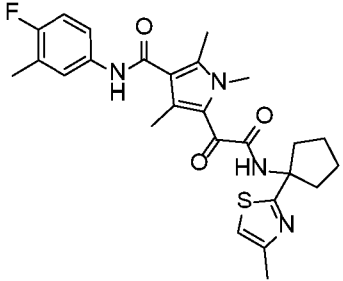
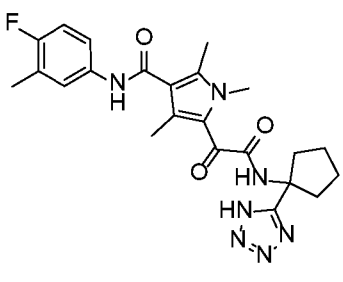
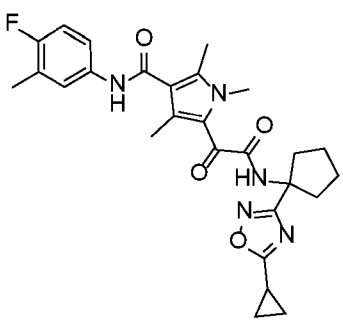
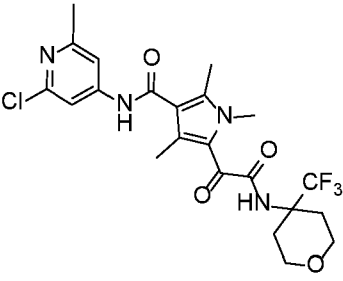
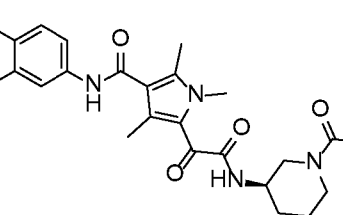
07 10 22

Ex.	Structure	Chemical Name	ESI-MS (M+H) ⁺ (m/z)
626		N-(4-fluoro-3-methylphenyl)-1,2,4-trimethyl-5-(2-oxo-2-((2-oxo-1,2,3,4-tetrahydroquinolin-4-yl)amino)acetyl)-1H-pyrrole-3-carboxamide	477.2
627		(R)-N-(2-chloro-6-methylpyridin-4-yl)-1,2,4-trimethyl-5-(2-oxo-2-((1,1,1-trifluoropropan-2-yl)amino)acetyl)-1H-pyrrole-3-carboxamide	445.1
628		N-(2-chloro-6-methylpyridin-4-yl)-5-(2-(((1s,4s)-4-hydroxycyclohexyl)amino)-2-oxoacetyl)-1,2,4-trimethyl-1H-pyrrole-3-carboxamide	447.2
629		N-(4-fluoro-3-methylphenyl)-1,2,4-trimethyl-5-(2-oxo-2-(((1s,4s)-4-(prop-2-yn-1-yloxy)cyclohexyl)amino)acetyl)-1H-pyrrole-3-carboxamide	468.3
630		N-(4-fluoro-3-methylphenyl)-1,2,4-trimethyl-5-(2-oxo-2-((1-(3-(pyridin-4-yl)-1,2,4-oxadiazol-5-yl)cyclohexyl)amino)acetyl)-1H-pyrrole-3-carboxamide	559.2

07 10 22

Ex.	Structure	Chemical Name	ESI-MS (M+H) ⁺ (m/z)
631		N-(4-fluoro-3-methylphenyl)-1,2,4-trimethyl-5-(2-oxo-2-((1-(3-(pyrazin-2-yl)-1,2,4-oxadiazol-5-yl)cyclohexyl)amino)acetyl)-1H-pyrrole-3-carboxamide	560.1
632		N-(4-fluoro-3-methylphenyl)-1,2,4-trimethyl-5-(2-((1-(5-methyl-1,2,4-oxadiazol-3-yl)cyclohexyl)amino)-2-oxoacetyl)-1H-pyrrole-3-carboxamide	496.2
633		N-(4-fluoro-3-methylphenyl)-1,2,4-trimethyl-5-(2-oxo-2-((1-(thiophen-2-yl)cyclohexyl)amino)acetyl)-1H-pyrrole-3-carboxamide	496.2
634		N-(4-fluoro-3-methylphenyl)-1,2,4-trimethyl-5-(2-oxo-2-((1-(5-(thiophen-2-yl)-1,2,4-oxadiazol-3-yl)cyclohexyl)amino)acetyl)-1H-pyrrole-3-carboxamide	564.2

07 10 22

Ex.	Structure	Chemical Name	ESI-MS (M+H) ⁺ (m/z)
635		N-(4-fluoro-3-methylphenyl)-1,2,4-trimethyl-5-(2-((1-(4-methylthiazol-2-yl)cyclopentyl)amino)-2-oxoacetyl)-1H-pyrrole-3-carboxamide	497.2
636		5-(2-((1-(1H-tetrazol-5-yl)cyclopentyl)amino)-2-oxoacetyl)-N-(4-fluoro-3-methylphenyl)-1,2,4-trimethyl-1H-pyrrole-3-carboxamide	468.2
637		5-(2-((1-(5-cyclopropyl-1,2,4-oxadiazol-3-yl)cyclopentyl)amino)-2-oxoacetyl)-N-(4-fluoro-3-methylphenyl)-1,2,4-trimethyl-1H-pyrrole-3-carboxamide	508.1
638		N-(2-chloro-6-methylpyridin-4-yl)-1,2,4-trimethyl-5-(2-oxo-2-((4-(trifluoromethyl)tetrahydro-2H-pyran-4-yl)amino)acetyl)-1H-pyrrole-3-carboxamide	501.2
639		(R)-5-(2-((1-acetylpiperidin-3-yl)amino)-2-oxoacetyl)-N-(4-fluoro-3-methylphenyl)-1,2,4-trimethyl-1H-pyrrole-3-carboxamide	457.2

Ex.	Structure	Chemical Name	ESI-MS (M+H) ⁺ (m/z)
640		(R)-N-(4-fluoro-3-methylphenyl)-1,2,4-trimethyl-5-(2-((1-(methylsulfonyl)piperidin-3-yl)amino)-2-oxoacetyl)-1H-pyrrole-3-carboxamide	493.2
641		(S)-5-(2-((1-acetylpiperidin-3-yl)amino)-2-oxoacetyl)-N-(4-fluoro-3-methylphenyl)-1,2,4-trimethyl-1H-pyrrole-3-carboxamide	457.2
642		(S)-N-(4-fluoro-3-methylphenyl)-1,2,4-trimethyl-5-(2-((1-(methylsulfonyl)piperidin-3-yl)amino)-2-oxoacetyl)-1H-pyrrole-3-carboxamide	493.2
643		5-(2-(((1R,5S,6s)-3-acetyl-3-azabicyclo[3.1.0]hexan-6-yl)amino)-2-oxoacetyl)-N-(4-fluoro-3-methylphenyl)-1,2,4-trimethyl-1H-pyrrole-3-carboxamide	455.2
644		N-(4-fluoro-3-methylphenyl)-1,2,4-trimethyl-5-(2-(((1R,5S,6s)-3-(methylsulfonyl)-3-azabicyclo[3.1.0]hexan-6-yl)amino)-2-oxoacetyl)-1H-pyrrole-3-carboxamide	491.2

07 10 22

Ex.	Structure	Chemical Name	ESI-MS (M+H) ⁺ (m/z)
645		5-(2-((1-acetyl-3-methylazetidin-3-yl)amino)-2-oxoacetyl)-N-(4-fluoro-3-methylphenyl)-1,2,4-trimethyl-1H-pyrrole-3-carboxamide	443.2
646		N-(4-fluoro-3-methylphenyl)-1,2,4-trimethyl-5-(2-oxo-2-((2-(thiophen-3-yl)ethyl)amino)acetyl)-1H-pyrrole-3-carboxamide	442.2
647		N-(4-fluoro-3-methylphenyl)-5-(2-((2-hydroxy-2-(thiophen-2-yl)propyl)amino)-2-oxoacetyl)-1,2,4-trimethyl-1H-pyrrole-3-carboxamide	472.2
648		N-(4-fluoro-3-methylphenyl)-5-(2-((2-hydroxy-2-(thiophen-3-yl)ethyl)amino)-2-oxoacetyl)-1,2,4-trimethyl-1H-pyrrole-3-carboxamide	458.2
649		5-(2-((2-(2,4-dioxothiazolidin-3-yl)ethyl)amino)-2-oxoacetyl)-N-(4-fluoro-3-methylphenyl)-1,2,4-trimethyl-1H-pyrrole-3-carboxamide	475.1

07 10 22

Ex.	Structure	Chemical Name	ESI-MS (M+H) ⁺ (m/z)
650		N-(4-fluoro-3-methylphenyl)-1,2,4-trimethyl-5-(2-((2-(5-methyl-3-oxo-2,3-dihydro-1H-pyrazol-4-yl)ethyl)amino)-2-oxoacetyl)-1H-pyrrole-3-carboxamide	456.2
651		N-(4-fluoro-3-methylphenyl)-1,2,4-trimethyl-5-(2-((2-methyl-1-(4-methylpiperazin-1-yl)propan-2-yl)amino)-2-oxoacetyl)-1H-pyrrole-3-carboxamide	486.3
652		N-(4-fluoro-3-methylphenyl)-1,2,4-trimethyl-5-(2-((1-(oxetan-3-yl)piperidin-4-yl)amino)-2-oxoacetyl)-1H-pyrrole-3-carboxamide	471.3
653		N-(4-fluoro-3-methylphenyl)-1,2,4-trimethyl-5-(2-oxo-2-((1-(tetrahydro-2H-pyran-4-yl)piperidin-4-yl)amino)acetyl)-1H-pyrrole-3-carboxamide	499.3
654		N-(4-fluoro-3-methylphenyl)-1,2,4-trimethyl-5-(2-oxo-2-((1-(tetrahydro-2H-thiopyran-4-yl)piperidin-4-yl)amino)acetyl)-1H-pyrrole-3-carboxamide	515.3

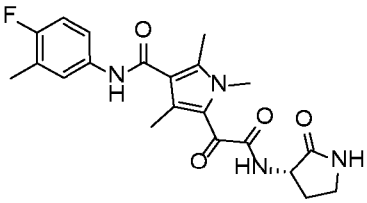
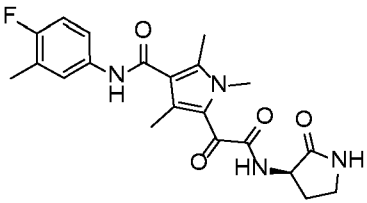
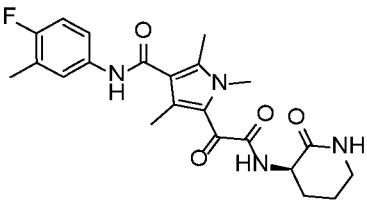
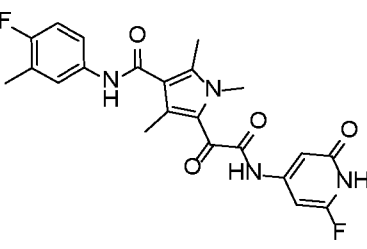
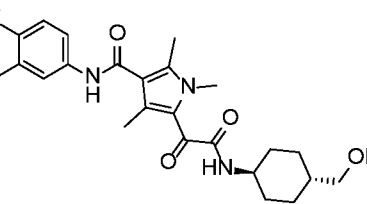
07 10 22

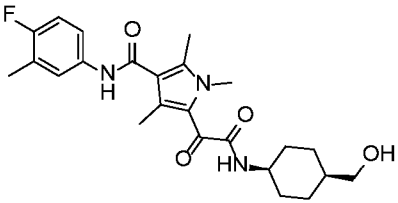
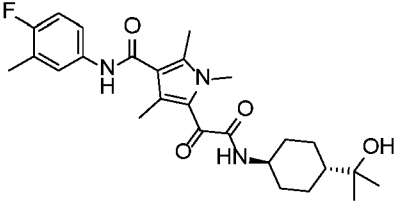
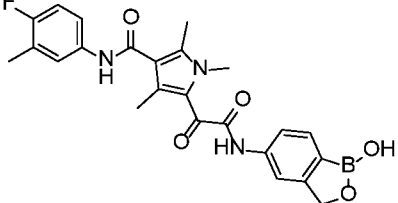
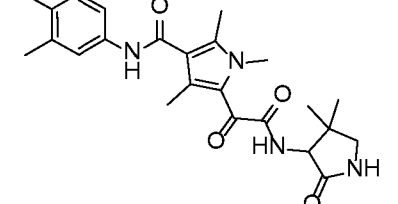
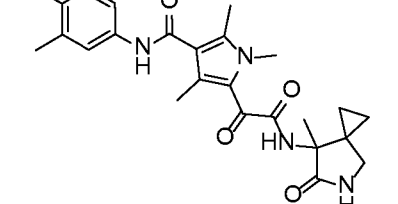
Ex.	Structure	Chemical Name	ESI-MS (M+H) ⁺ (m/z)
655		N-(4-fluoro-3-methylphenyl)-1,2,4-trimethyl-5-(2-oxo-2-((1-(thiophen-2-yl)piperidin-4-yl)amino)acetyl)-1H-pyrrole-3-carboxamide	497.3
656		N-(4-fluoro-3-methylphenyl)-1,2,4-trimethyl-5-(2-oxo-2-((1-(thiazol-2-yl)piperidin-4-yl)amino)acetyl)-1H-pyrrole-3-carboxamide	498.2
657		N-(4-fluoro-3-methylphenyl)-1,2,4-trimethyl-5-(2-oxo-2-((1-(pyridin-2-yl)piperidin-4-yl)amino)acetyl)-1H-pyrrole-3-carboxamide	492.3
658		N-(4-fluoro-3-methylphenyl)-1,2,4-trimethyl-5-(2-oxo-2-((1-(pyrimidin-2-yl)piperidin-4-yl)amino)acetyl)-1H-pyrrole-3-carboxamide	493.3
659		N-(4-fluoro-3-methylphenyl)-1,2,4-trimethyl-5-(2-oxo-2-((1-(pyrazin-2-yl)piperidin-4-yl)amino)acetyl)-1H-pyrrole-3-carboxamide	493.3
660		N-(4-fluoro-3-methylphenyl)-1,2,4-trimethyl-5-(2-oxo-2-((1-(pyridazin-3-yl)piperidin-4-yl)amino)acetyl)-1H-pyrrole-3-carboxamide	493.3

Ex.	Structure	Chemical Name	ESI-MS (M+H) ⁺ (m/z)
661		5-(2-((1-((4-(4-chlorophenyl)piperazin-1-yl)methyl)cyclopropyl)amino)-2-oxoacetyl)-N-(4-fluoro-3-methylphenyl)-1,2,4-trimethyl-1H-pyrrole-3-carboxamide	580.3
662		N-(4-fluoro-3-methylphenyl)-1,2,4-trimethyl-5-(2-oxo-2-((1-(pyridin-4-yl)piperidin-4-yl)amino)acetyl)-1H-pyrrole-3-carboxamide	492.3
663		N-(4-fluoro-3-methylphenyl)-1,2,4-trimethyl-5-(2-oxo-2-((1-(pyridin-3-yl)piperidin-4-yl)amino)acetyl)-1H-pyrrole-3-carboxamide	492.3
664		(R)-5-(2-((1-acetylpyrrolidin-3-yl)amino)-2-oxoacetyl)-N-(4-fluoro-3-methylphenyl)-1,2,4-trimethyl-1H-pyrrole-3-carboxamide	443.2
665		(R)-N-(4-fluoro-3-methylphenyl)-1,2,4-trimethyl-5-(2-((1-(methylsulfonyl)pyrrolidin-3-yl)amino)-2-oxoacetyl)-1H-pyrrole-3-carboxamide	479.2

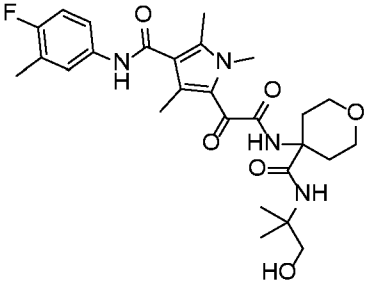
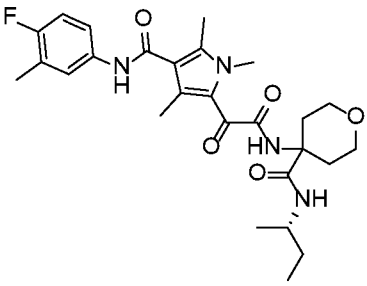
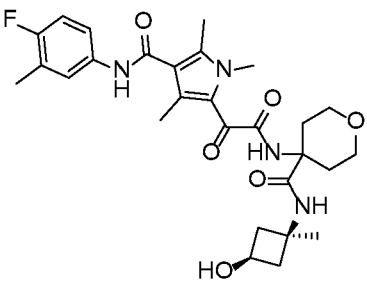
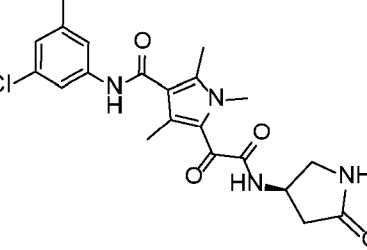
07 10 22

Ex.	Structure	Chemical Name	ESI-MS (M+H) ⁺ (m/z)
666		(S)-5-(2-((1-acetylpyrrolidin-3-yl)amino)-2-oxoacetyl)-N-(4-fluoro-3-methylphenyl)-1,2,4-trimethyl-1H-pyrrole-3-carboxamide	443.2
667		(S)-N-(4-fluoro-3-methylphenyl)-1,2,4-trimethyl-5-(2-((1-(methylsulfonyl)pyrrolidin-3-yl)amino)-2-oxoacetyl)-1H-pyrrole-3-carboxamide	479.2
668		5-(2-(((1s,3s)-3-acetamidocyclobutyl)amino)-2-oxoacetyl)-N-(4-fluoro-3-methylphenyl)-1,2,4-trimethyl-1H-pyrrole-3-carboxamide	443.2
669		N-(4-fluoro-3-methylphenyl)-1,2,4-trimethyl-5-(2-(((1s,3s)-3-(methylsulfonylamido)cyclobutyl)amino)-2-oxoacetyl)-1H-pyrrole-3-carboxamide	479.2
670		5-(2-(((1r,3r)-3-acetamidocyclobutyl)amino)-2-oxoacetyl)-N-(4-fluoro-3-methylphenyl)-1,2,4-trimethyl-1H-pyrrole-3-carboxamide	443.2

Ex.	Structure	Chemical Name	ESI-MS (M+H) ⁺ (m/z)
671		(S)-N-(4-fluoro-3-methylphenyl)-1,2,4-trimethyl-5-(2-oxo-2-((2-oxopyrrolidin-3-yl)amino)acetyl)-1H-pyrrole-3-carboxamide	415.2
672		(R)-N-(4-fluoro-3-methylphenyl)-1,2,4-trimethyl-5-(2-oxo-2-((2-oxopyrrolidin-3-yl)amino)acetyl)-1H-pyrrole-3-carboxamide	415.2
673		(R)-N-(4-fluoro-3-methylphenyl)-1,2,4-trimethyl-5-(2-oxo-2-((2-oxopiperidin-3-yl)amino)acetyl)-1H-pyrrole-3-carboxamide	429.2
674		5-(2-(((6-fluoro-2-oxo-1,2-dihydropyridin-4-yl)amino)-2-oxoacetyl)-N-(4-fluoro-3-methylphenyl)-1,2,4-trimethyl-1H-pyrrole-3-carboxamide	443.2
675		N-(4-fluoro-3-methylphenyl)-5-(2-(((1r,4r)-4-(hydroxymethyl)cyclohexyl)amino)-2-oxoacetyl)-1,2,4-trimethyl-1H-pyrrole-3-carboxamide	444.2

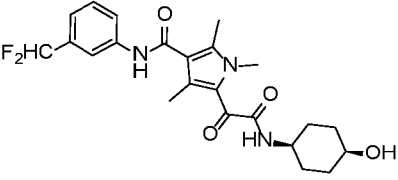
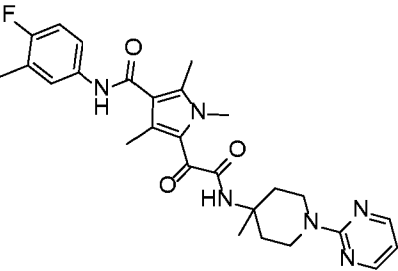
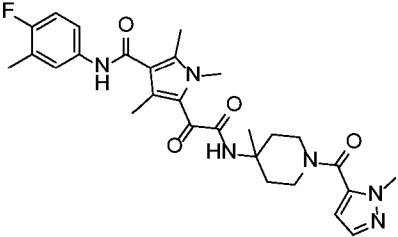
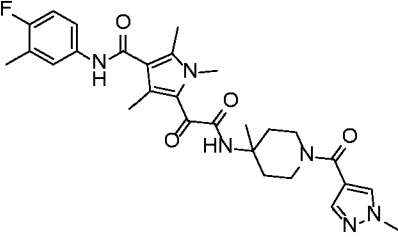
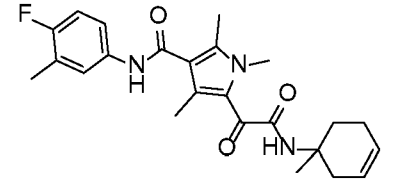
Ex.	Structure	Chemical Name	ESI-MS (M+H) ⁺ (m/z)
676		N-(4-fluoro-3-methylphenyl)-5-(2-(((1s,4s)-4-(hydroxymethyl)cyclohexyl)amino)-2-oxoacetyl)-1,2,4-trimethyl-1H-pyrrole-3-carboxamide	444.2
677		N-(4-fluoro-3-methylphenyl)-5-(2-(((1r,4r)-4-(2-hydroxypropan-2-yl)cyclohexyl)amino)-2-oxoacetyl)-1,2,4-trimethyl-1H-pyrrole-3-carboxamide	472.2
678		N-(4-fluoro-3-methylphenyl)-5-(2-((1-hydroxy-1,3-dihydrobenzo[c][1,2]oxaborol-5-yl)amino)-2-oxoacetyl)-1,2,4-trimethyl-1H-pyrrole-3-carboxamide	464.2
679		5-(2-((4,4-dimethyl-2-oxopyrrolidin-3-yl)amino)-2-oxoacetyl)-N-(4-fluoro-3-methylphenyl)-1,2,4-trimethyl-1H-pyrrole-3-carboxamide	443.2
680		N-(4-fluoro-3-methylphenyl)-1,2,4-trimethyl-5-(2-((7-methyl-6-oxo-5-azaspiro[2.4]heptan-7-yl)amino)-2-oxoacetyl)-1H-pyrrole-3-carboxamide	455.2

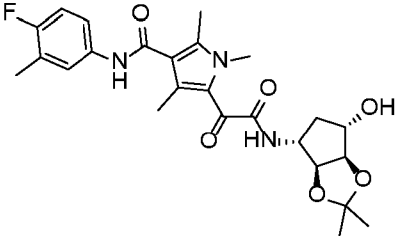
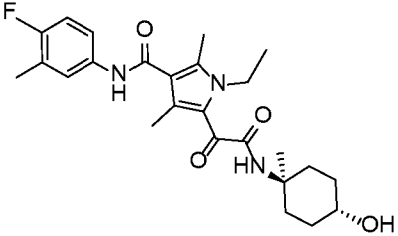
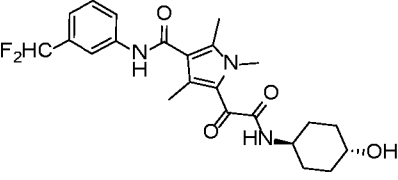
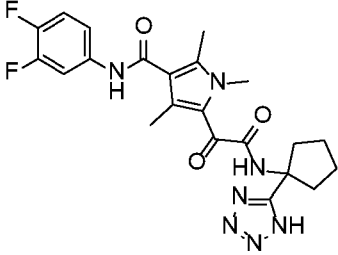
07 10 22

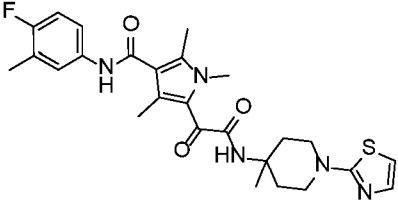
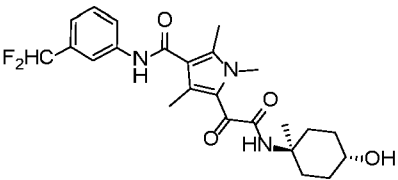
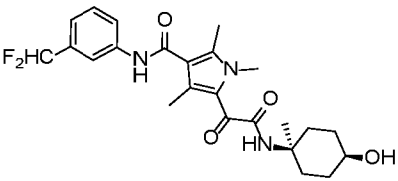
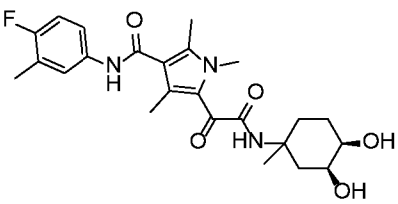
Ex.	Structure	Chemical Name	ESI-MS (M+H) ⁺ (m/z)
681		N-(4-fluoro-3-methylphenyl)-5-(2-((4-((1-hydroxy-2-methylpropan-2-yl)carbamoyl)tetrahydro-2H-pyran-4-yl)amino)-2-oxoacetyl)-1,2,4-trimethyl-1H-pyrrole-3-carboxamide	531.3
682		(S)-5-(2-((4-(sec-butylcarbamoyl)tetrahydro-2H-pyran-4-yl)amino)-2-oxoacetyl)-N-(4-fluoro-3-methylphenyl)-1,2,4-trimethyl-1H-pyrrole-3-carboxamide	515.3
683		N-(4-fluoro-3-methylphenyl)-5-(2-((4-(((1s,3s)-3-hydroxy-1-methylcyclobutyl)carbamoyl)tetrahydro-2H-pyran-4-yl)amino)-2-oxoacetyl)-1,2,4-trimethyl-1H-pyrrole-3-carboxamide	543.3
684		(R)-N-(3-chloro-5-methylphenyl)-1,2,4-trimethyl-5-(2-oxo-2-((5-oxopyrrolidin-3-yl)amino)acetyl)-1H-pyrrole-3-carboxamide	431.2

07 10 22

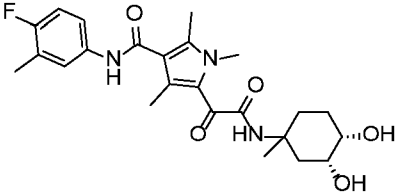
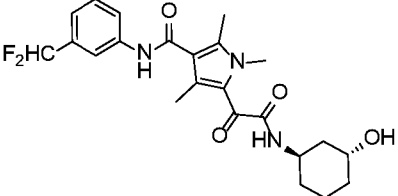
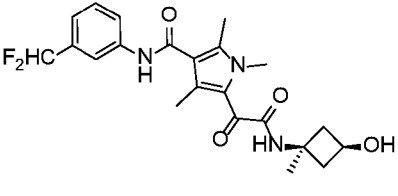
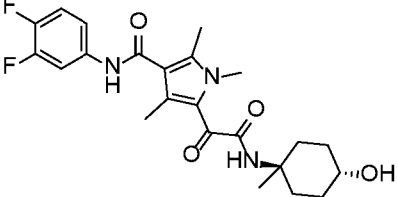
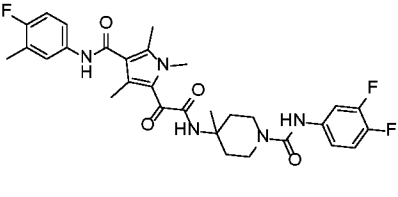
Ex.	Structure	Chemical Name	ESI-MS (M+H) ⁺ (m/z)
685		N-(3-chloro-5-methylphenyl)-5-(2-(((1s,4s)-4-hydroxycyclohexyl)amino)-2-oxoacetyl)-1,2,4-trimethyl-1H-pyrrole-3-carboxamide	446.2
686		(R)-N-(3-chloro-5-methylphenyl)-1,2,4-trimethyl-5-(2-oxo-2-((1,1,1-trifluoropropan-2-yl)amino)acetyl)-1H-pyrrole-3-carboxamide	444.1
687		N-(3-chloro-5-methylphenyl)-5-(2-(((1r,4r)-4-hydroxy-1-methylcyclohexyl)amino)-2-oxoacetyl)-1,2,4-trimethyl-1H-pyrrole-3-carboxamide	460.2
688		N-(3-chloro-5-methylphenyl)-5-(2-(((1R,3R)-3-hydroxycyclohexyl)amino)-2-oxoacetyl)-1,2,4-trimethyl-1H-pyrrole-3-carboxamide	446.2
689		N-(3-chlorophenyl)-5-(2-(((1R,3R)-3-hydroxycyclohexyl)amino)-2-oxoacetyl)-1,2,4-trimethyl-1H-pyrrole-3-carboxamide	432.2

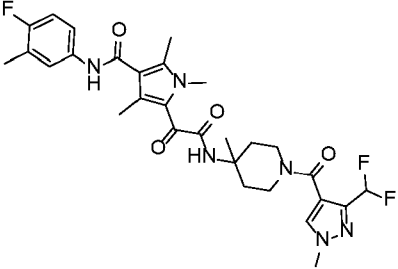
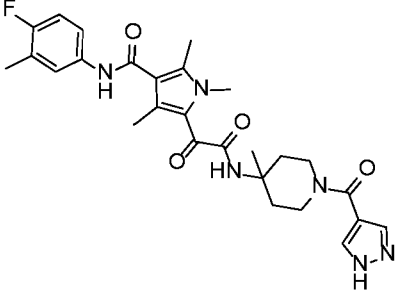
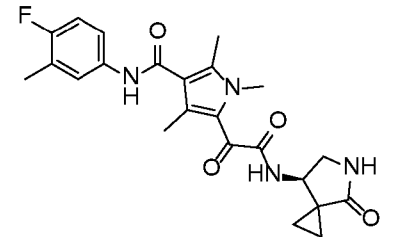
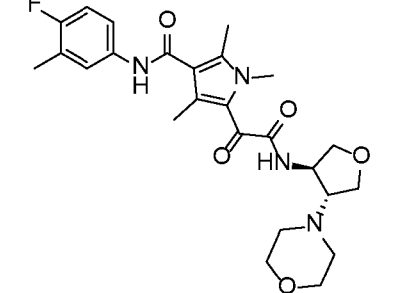
Ex.	Structure	Chemical Name	ESI-MS (M+H) ⁺ (m/z)
690		N-(3-(difluoromethyl)phenyl)-5-(2-(((1s,4s)-4-hydroxycyclohexyl)amino)-2-oxoacetyl)-1,2,4-trimethyl-1H-pyrrole-3-carboxamide	448.2
691		N-(4-fluoro-3-methylphenyl)-1,2,4-trimethyl-5-(2-((4-methyl-1-(pyrimidin-2-yl)piperidin-4-yl)amino)-2-oxoacetyl)-1H-pyrrole-3-carboxamide	507.3
692		N-(4-fluoro-3-methylphenyl)-1,2,4-trimethyl-5-(2-((4-methyl-1-(1-methyl-1H-pyrazole-5-carbonyl)piperidin-4-yl)amino)-2-oxoacetyl)-1H-pyrrole-3-carboxamide	537.2
693		N-(4-fluoro-3-methylphenyl)-1,2,4-trimethyl-5-(2-((4-methyl-1-(1-methyl-1H-pyrazole-4-carbonyl)piperidin-4-yl)amino)-2-oxoacetyl)-1H-pyrrole-3-carboxamide	537.2
694		N-(4-fluoro-3-methylphenyl)-1,2,4-trimethyl-5-(2-((1-methylcyclohex-3-en-1-yl)amino)-2-oxoacetyl)-1H-pyrrole-3-carboxamide	426.2

Ex.	Structure	Chemical Name	ESI-MS (M+H) ⁺ (m/z)
695		N-(4-fluoro-3-methylphenyl)-5-(2-(((3aS,4R,6S,6aR)-6-hydroxy-2,2-dimethyltetrahydro-4H-cyclopenta[d][1,3]dioxol-4-yl)amino)-2-oxoacetyl)-1,2,4-trimethyl-1H-pyrrole-3-carboxamide	488.2
696		1-ethyl-N-(4-fluoro-3-methylphenyl)-5-(2-(((1r,4r)-4-hydroxy-1-methylcyclohexyl)amino)-2-oxoacetyl)-2,4-dimethyl-1H-pyrrole-3-carboxamide	458.3
697		N-(3-(difluoromethyl)phenyl)-5-(2-(((1r,4r)-4-hydroxycyclohexyl)amino)-2-oxoacetyl)-1,2,4-trimethyl-1H-pyrrole-3-carboxamide	448.2
698		5-(2-(((1H-tetrazol-5-yl)cyclopentyl)amino)-2-oxoacetyl)-N-(3,4-difluorophenyl)-1,2,4-trimethyl-1H-pyrrole-3-carboxamide	472.1

Ex.	Structure	Chemical Name	ESI-MS (M+H) ⁺ (m/z)
699		N-(4-fluoro-3-methylphenyl)-1,2,4-trimethyl-5-(2-((4-methyl-1-(thiazol-2-yl)piperidin-4-yl)amino)-2-oxoacetyl)-1H-pyrrole-3-carboxamide	512.3
700		N-(3-(difluoromethyl)phenyl)-5-(2-(((1r,4r)-4-hydroxy-1-methylcyclohexyl)amino)-2-oxoacetyl)-1,2,4-trimethyl-1H-pyrrole-3-carboxamide	462.2
701		N-(3-(difluoromethyl)phenyl)-5-(2-(((1s,4s)-4-hydroxy-1-methylcyclohexyl)amino)-2-oxoacetyl)-1,2,4-trimethyl-1H-pyrrole-3-carboxamide	462.2
702		5-(2-(((3S,4R)-3,4-dihydroxy-1-methylcyclohexyl)amino)-2-oxoacetyl)-N-(4-fluoro-3-methylphenyl)-1,2,4-trimethyl-1H-pyrrole-3-carboxamide	460.2

07 10 22

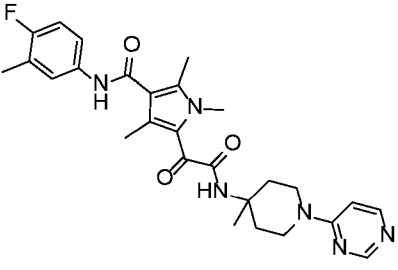
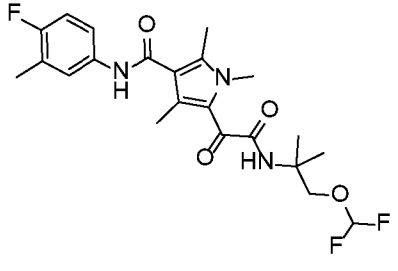
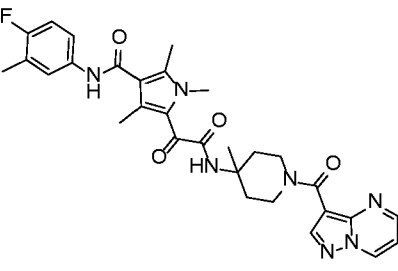
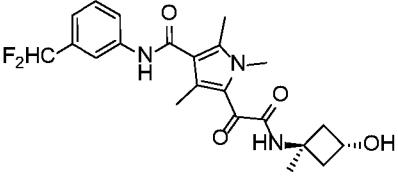
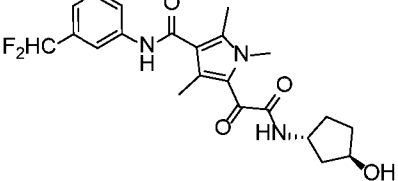
Ex.	Structure	Chemical Name	ESI-MS (M+H) ⁺ (m/z)
703		5-(2-(((3R,4S)-3,4-dihydroxy-1-methylcyclohexyl)amino)-2-oxoacetyl)-N-(4-fluoro-3-methylphenyl)-1,2,4-trimethyl-1H-pyrrole-3-carboxamide	460.2
704		N-(3-(difluoromethyl)phenyl)-5-(2-(((1R,3R)-3-hydroxycyclohexyl)amino)-2-oxoacetyl)-1,2,4-trimethyl-1H-pyrrole-3-carboxamide	448.2
705		N-(3-(difluoromethyl)phenyl)-5-(2-(((1S,3S)-3-hydroxy-1-methylcyclobutyl)amino)-2-oxoacetyl)-1,2,4-trimethyl-1H-pyrrole-3-carboxamide	434.2
706		N-(3,4-difluorophenyl)-5-(2-(((1R,4R)-4-hydroxy-1-methylcyclohexyl)amino)-2-oxoacetyl)-1,2,4-trimethyl-1H-pyrrole-3-carboxamide	448.2
707		N-(3,4-difluorophenyl)-4-(2-(4-((4-fluoro-3-methylphenyl)carbamoyl)-1,3,5-trimethyl-1H-pyrrol-2-yl)-2-oxoacetamido)-4-methylpiperidine-1-carboxamide	584.2

Ex.	Structure	Chemical Name	ESI-MS (M+H) ⁺ (m/z)
708		5-(2-((1-(3-(difluoromethyl)-1-methyl-1H-pyrazole-4-carbonyl)-4-methylpiperidin-4-yl)amino)-2-oxoacetyl)-N-(4-fluoro-3-methylphenyl)-1,2,4-trimethyl-1H-pyrrole-3-carboxamide	587.3
709		N-(4-fluoro-3-methylphenyl)-1,2,4-trimethyl-5-(2-((4-methyl-1-(1H-pyrazole-4-carbonyl)piperidin-4-yl)amino)-2-oxoacetyl)-1H-pyrrole-3-carboxamide	523.2
710		(R)-N-(4-fluoro-3-methylphenyl)-1,2,4-trimethyl-5-(2-oxo-2-((4-oxo-5-azaspiro[2.4]heptan-7-yl)amino)acetyl)-1H-pyrrole-3-carboxamide	441.2
711		N-(4-fluoro-3-methylphenyl)-1,2,4-trimethyl-5-(2-(((3R,4R)-4-morpholinotetrahydrofuran-3-yl)amino)-2-oxoacetyl)-1H-pyrrole-3-carboxamide	487.2

07 10 22

Ex.	Structure	Chemical Name	ESI-MS (M+H) ⁺ (m/z)
712		N-(4-fluoro-3-methylphenyl)-1,2,4-trimethyl-5-(2-oxo-2-(((1R,2S,3R,4S)-2,3,4-trihydroxycyclopentyl)amino)acetyl)-1H-pyrrole-3-carboxamide	448.2
713		5-(2-(((4R,5S)-4,5-dihydroxycycloheptyl)amino)-2-oxoacetyl)-N-(4-fluoro-3-methylphenyl)-1,2,4-trimethyl-1H-pyrrole-3-carboxamide	460.2
714		5-(2-((1,4-dioxepan-6-yl)amino)-2-oxoacetyl)-N-(4-fluoro-3-methylphenyl)-1,2,4-trimethyl-1H-pyrrole-3-carboxamide	432.1
715		N-(4-fluoro-3-methylphenyl)-1,2,4-trimethyl-5-(2-((4-methyl-1-(pyrazin-2-yl)piperidin-4-yl)amino)-2-oxoacetyl)-1H-pyrrole-3-carboxamide	507.3
716		5-(2-((1-cyclopropyl-1-(5-methyl-1,2,4-oxadiazol-3-yl)ethyl)amino)-2-oxoacetyl)-N-(4-fluoro-3-methylphenyl)-1,2,4-trimethyl-1H-pyrrole-3-carboxamide	482.2

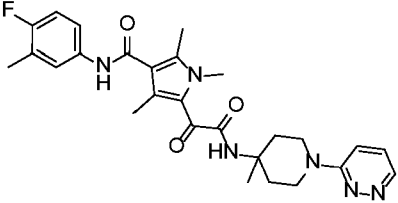
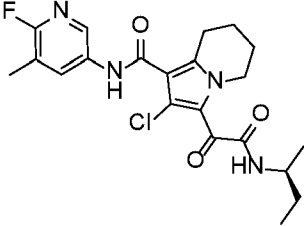
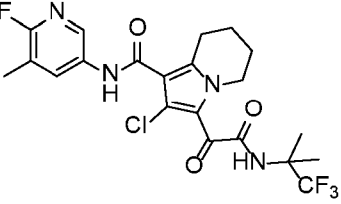
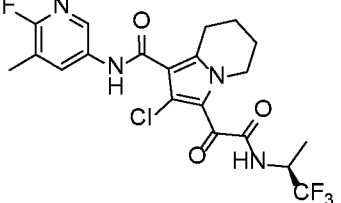
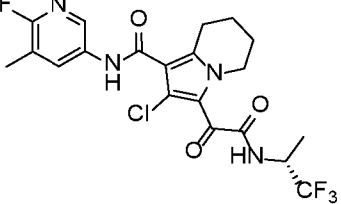
07 10 22

Ex.	Structure	Chemical Name	ESI-MS (M+H) ⁺ (m/z)
717		N-(4-fluoro-3-methylphenyl)-1,2,4-trimethyl-5-(2-((4-methyl-1-(pyrimidin-4-yl)piperidin-4-yl)amino)-2-oxoacetyl)-1H-pyrrole-3-carboxamide	507.3
718		5-(2-((1-(difluoromethoxy)-2-methylpropan-2-yl)amino)-2-oxoacetyl)-N-(4-fluoro-3-methylphenyl)-1,2,4-trimethyl-1H-pyrrole-3-carboxamide	454.2
719		N-(4-fluoro-3-methylphenyl)-1,2,4-trimethyl-5-(2-((4-methyl-1-(pyrazolo[1,5-a]pyrimidine-3-carbonyl)piperidin-4-yl)amino)-2-oxoacetyl)-1H-pyrrole-3-carboxamide	574.3
720		N-(3-(difluoromethyl)phenyl)-5-(2-(((1r,3r)-3-hydroxy-1-methylcyclobutyl)amino)-2-oxoacetyl)-1,2,4-trimethyl-1H-pyrrole-3-carboxamide	434.2
721		N-(3-(difluoromethyl)phenyl)-5-(2-(((1R,3R)-3-hydroxycyclopentyl)amino)-2-oxoacetyl)-1,2,4-trimethyl-1H-pyrrole-3-carboxamide	434.2

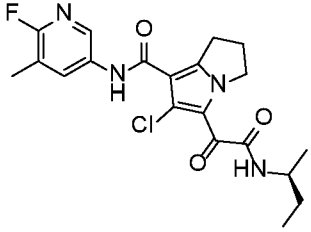
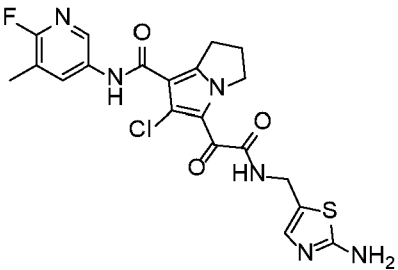
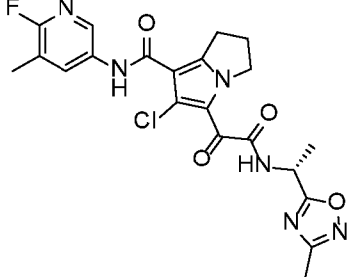
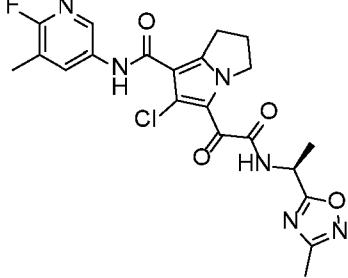
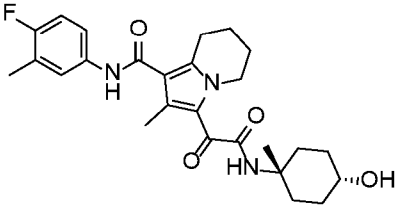
07 10 22

Ex.	Structure	Chemical Name	ESI-MS (M+H) ⁺ (m/z)
722		N-(4-fluoro-3-methylphenyl)-5-(2-(((1S,3R)-3-hydroxy-1-methylcyclopentyl)amino)-2-oxoacetyl)-1,2,4-trimethyl-1H-pyrrole-3-carboxamide	430.2
723		N-(4-fluoro-3-methylphenyl)-5-(2-(((1S,3S)-3-hydroxy-1-methylcyclopentyl)amino)-2-oxoacetyl)-1,2,4-trimethyl-1H-pyrrole-3-carboxamide	430.2
724		N-(4-fluorophenyl)-5-(2-(((1S,4S)-4-hydroxycyclohexyl)amino)-2-oxoacetyl)-1,2,4-trimethyl-1H-pyrrole-3-carboxamide	416.2
725		(R)-N-(4-fluorophenyl)-1,2,4-trimethyl-5-(2-oxo-2-((1,1,1-trifluoropropan-2-yl)amino)acetyl)-1H-pyrrole-3-carboxamide	414.2
726		N-(5-chloropyridin-3-yl)-5-(2-(((1S,4S)-4-hydroxycyclohexyl)amino)-2-oxoacetyl)-1,2,4-trimethyl-1H-pyrrole-3-carboxamide	433.2
727		(R)-N-(5-chloropyridin-3-yl)-1,2,4-trimethyl-5-(2-oxo-2-((1,1,1-trifluoropropan-2-yl)amino)acetyl)-1H-pyrrole-3-carboxamide	431.1

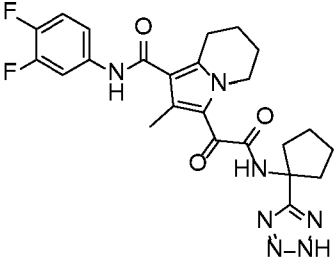
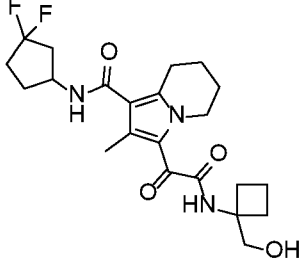
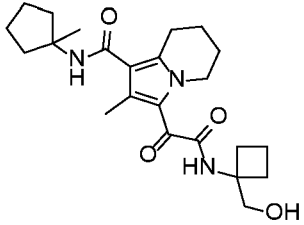
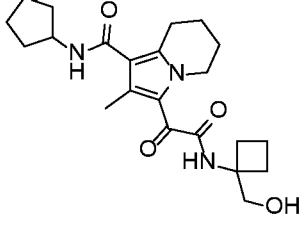
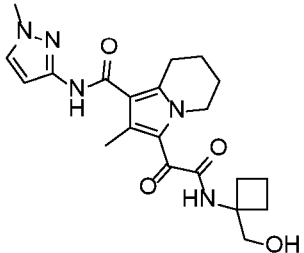
07 10 22

Ex.	Structure	Chemical Name	ESI-MS (M+H) ⁺ (m/z)
728		N-(4-fluoro-3-methylphenyl)-1,2,4-trimethyl-5-(2-((4-methyl-1-(pyridazin-3-yl)piperidin-4-yl)amino)-2-oxoacetyl)-1H-pyrrole-3-carboxamide	507.3
729		(S)-3-(2-(sec-butylamino)-2-oxoacetyl)-2-chloro-N-(6-fluoro-5-methylpyridin-3-yl)-5,6,7,8-tetrahydroindolizine-1-carboxamide	435.1
730		2-chloro-N-(6-fluoro-5-methylpyridin-3-yl)-3-(2-oxo-2-((1,1,1-trifluoro-2-methylpropan-2-yl)amino)acetyl)-5,6,7,8-tetrahydroindolizine-1-carboxamide	489.0
731		(S)-2-chloro-N-(6-fluoro-5-methylpyridin-3-yl)-3-(2-oxo-2-((1,1,1-trifluoropropan-2-yl)amino)acetyl)-5,6,7,8-tetrahydroindolizine-1-carboxamide	475.1
732		(R)-2-chloro-N-(6-fluoro-5-methylpyridin-3-yl)-3-(2-oxo-2-((1,1,1-trifluoropropan-2-yl)amino)acetyl)-5,6,7,8-tetrahydroindolizine-1-carboxamide	475.1

07 10 22

Ex.	Structure	Chemical Name	ESI-MS (M+H) ⁺ (m/z)
733		(S)-5-(2-(sec-butylamino)-2-oxoacetyl)-6-chloro-N-(6-fluoro-5-methylpyridin-3-yl)-2,3-dihydro-1H-pyrrolizine-7-carboxamide	421.0
734		5-(2-(((2-aminothiazol-5-yl)methyl)amino)-2-oxoacetyl)-6-chloro-N-(6-fluoro-5-methylpyridin-3-yl)-2,3-dihydro-1H-pyrrolizine-7-carboxamide	477.0
735		(R)-6-chloro-N-(6-fluoro-5-methylpyridin-3-yl)-5-(2-((1-(3-methyl-1,2,4-oxadiazol-5-yl)ethyl)amino)-2-oxoacetyl)-2,3-dihydro-1H-pyrrolizine-7-carboxamide	475.1
736		(S)-6-chloro-N-(6-fluoro-5-methylpyridin-3-yl)-5-(2-((1-(3-methyl-1,2,4-oxadiazol-5-yl)ethyl)amino)-2-oxoacetyl)-2,3-dihydro-1H-pyrrolizine-7-carboxamide	475.1
737		N-(4-fluoro-3-methylphenyl)-3-(2-(((1s,4s)-4-hydroxy-1-methylcyclohexyl)amino)-2-oxoacetyl)-2-methyl-5,6,7,8-tetrahydroindolizine-1-carboxamide	470.2

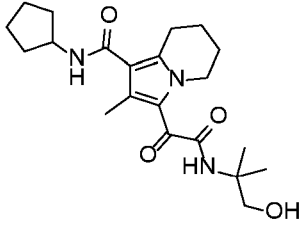
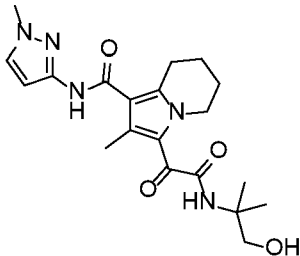
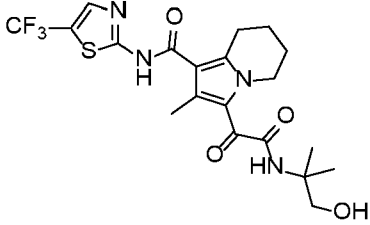
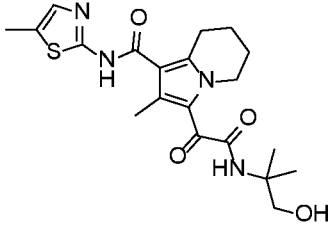
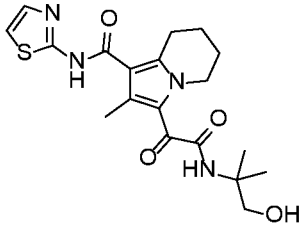
Ex.	Structure	Chemical Name	ESI-MS (M+H) ⁺ (m/z)
738		(4-(2-(1-((3,4-difluorophenyl)carbamoyl)-2-methyl-5,6,7,8-tetrahydroindolizin-3-yl)-2-oxoacetyl)phenyl)boronic acid	482.1
739		N-(4-fluoro-3-methylphenyl)-2-methyl-3-(2-oxo-2-(pyridin-3-ylamino)acetyl)-5,6,7,8-tetrahydroindolizine-1-carboxamide	435.1
740		N-(4-fluoro-3-methylphenyl)-3-(2-(((1r,4r)-4-hydroxy-4-methylcyclohexyl)amino)-2-oxoacetyl)-2-methyl-5,6,7,8-tetrahydroindolizine-1-carboxamide	470.2
741		3-(2-((2-aminoethyl)amino)-2-oxoacetyl)-N-(3,4-difluorophenyl)-2-methyl-5,6,7,8-tetrahydroindolizine-1-carboxamide	405.1
742		N-(3,4-difluorophenyl)-2-methyl-3-(2-((4-methylpiperidin-4-yl)amino)-2-oxoacetyl)-5,6,7,8-tetrahydroindolizine-1-carboxamide	459.2

Ex.	Structure	Chemical Name	ESI-MS (M+H) ⁺ (m/z)
743		3-(2-((1-(2H-tetrazol-5-yl)cyclopentyl)amino)-2-oxoacetyl)-N-(3,4-difluorophenyl)-2-methyl-5,6,7,8-tetrahydroindolizine-1-carboxamide	498.2
744		N-(3,3-difluorocyclopentyl)-3-(2-((1-(hydroxymethyl)cyclobutyl)amino)-2-oxoacetyl)-2-methyl-5,6,7,8-tetrahydroindolizine-1-carboxamide	438.3
745		3-(2-((1-(hydroxymethyl)cyclobutyl)amino)-2-oxoacetyl)-2-methyl-N-(1-methylcyclopentyl)-5,6,7,8-tetrahydroindolizine-1-carboxamide	416.3
746		N-cyclopentyl-3-(2-((1-(hydroxymethyl)cyclobutyl)amino)-2-oxoacetyl)-2-methyl-5,6,7,8-tetrahydroindolizine-1-carboxamide	402.3
748		3-(2-((1-(hydroxymethyl)cyclobutyl)amino)-2-oxoacetyl)-2-methyl-N-(1-methyl-1H-pyrazol-3-yl)-5,6,7,8-tetrahydroindolizine-1-carboxamide	414.2

07 10 22

Ex.	Structure	Chemical Name	ESI-MS (M+H) ⁺ (m/z)
749		3-(2-((1-(hydroxymethyl)cyclobutyl)amino)-2-oxoacetyl)-2-methyl-N-(5-(trifluoromethyl)thiazol-2-yl)-5,6,7,8-tetrahydroindolizine-1-carboxamide	485.1
750		3-(2-((1-(hydroxymethyl)cyclobutyl)amino)-2-oxoacetyl)-2-methyl-N-(5-methylthiazol-2-yl)-5,6,7,8-tetrahydroindolizine-1-carboxamide	431.2
751		3-(2-((1-(hydroxymethyl)cyclobutyl)amino)-2-oxoacetyl)-2-methyl-N-(thiazol-2-yl)-5,6,7,8-tetrahydroindolizine-1-carboxamide	417.2
752		N-(3,3-difluorocyclopentyl)-3-(2-((1-(1-hydroxy-2-methylpropan-2-yl)amino)-2-oxoacetyl)-2-methyl-5,6,7,8-tetrahydroindolizine-1-carboxamide	426.2
753		3-(2-((1-(1-hydroxy-2-methylpropan-2-yl)amino)-2-oxoacetyl)-2-methyl-N-(1-methylcyclopentyl)-5,6,7,8-tetrahydroindolizine-1-carboxamide	404.3

07 10 22

Ex.	Structure	Chemical Name	ESI-MS (M+H) ⁺ (m/z)
754		N-cyclopentyl-3-(2-((1-hydroxy-2-methylpropan-2-yl)amino)-2-oxoacetyl)-2-methyl-5,6,7,8-tetrahydroindolizine-1-carboxamide	390.2
756		3-(2-((1-hydroxy-2-methylpropan-2-yl)amino)-2-oxoacetyl)-2-methyl-N-(1-methyl-1H-pyrazol-3-yl)-5,6,7,8-tetrahydroindolizine-1-carboxamide	402.2
757		3-(2-((1-hydroxy-2-methylpropan-2-yl)amino)-2-oxoacetyl)-2-methyl-N-(5-(trifluoromethyl)thiazol-2-yl)-5,6,7,8-tetrahydroindolizine-1-carboxamide	473.2
758		3-(2-((1-hydroxy-2-methylpropan-2-yl)amino)-2-oxoacetyl)-2-methyl-N-(5-methylthiazol-2-yl)-5,6,7,8-tetrahydroindolizine-1-carboxamide	419.2
759		3-(2-((1-hydroxy-2-methylpropan-2-yl)amino)-2-oxoacetyl)-2-methyl-N-(thiazol-2-yl)-5,6,7,8-tetrahydroindolizine-1-carboxamide	405.1

Further Forms of Compounds Disclosed Herein

Isomers/Stereoisomers

[00109] In some embodiments, the compounds described herein exist as geometric isomers. In some embodiments, the compounds described herein possess one or more double bonds. The compounds presented herein include all cis, trans, syn, anti, entgegen (E), and zusammen (Z) isomers as well as the corresponding mixtures thereof. In some situations, the compounds described herein possess one or more chiral centers and each center exists in the R configuration, or S configuration. The compounds described herein include all diastereomeric, enantiomeric, and epimeric forms as well as the corresponding mixtures thereof. In additional embodiments of the compounds and methods provided herein, mixtures of enantiomers and/or diastereoisomers, resulting from a single preparative step, combination, or interconversion are useful for the applications described herein. In some embodiments, the compounds described herein are prepared as their individual stereoisomers by reacting a racemic mixture of the compound with an optically active resolving agent to form a pair of diastereoisomeric compounds, separating the diastereomers and recovering the optically pure enantiomers. In some embodiments, dissociable complexes are preferred. In some embodiments, the diastereomers have distinct physical properties (e.g., melting points, boiling points, solubilities, reactivity, etc.) and are separated by taking advantage of these dissimilarities. In some embodiments, the diastereomers are separated by chiral chromatography, or preferably, by separation/resolution techniques based upon differences in solubility. In some embodiments, the optically pure enantiomer is then recovered, along with the resolving agent, by any practical means that would not result in racemization.

Labeled compounds

[00110] In some embodiments, the compounds described herein exist in their isotopically-labeled forms. In some embodiments, the methods disclosed herein include methods of treating diseases by administering such isotopically-labeled compounds. In some embodiments, the methods disclosed herein include methods of treating diseases by administering such isotopically-labeled compounds as pharmaceutical compositions. Thus, in some embodiments, the compounds disclosed herein include isotopically-labeled compounds, which are identical to those recited herein, but for the fact that one or more atoms are replaced by an atom having an atomic mass or mass number different from the atomic mass or mass number usually found in nature. Examples of isotopes that can be incorporated into

compounds disclosed herein include isotopes of hydrogen, carbon, nitrogen, oxygen, phosphorous, sulfur, fluorine and chloride, such as ^2H , ^3H , ^{13}C , ^{14}C , ^{15}N , ^{18}O , ^{17}O , ^{31}P , ^{32}P , ^{35}S , ^{18}F , and ^{36}Cl , respectively. Compounds described herein, and the pharmaceutically acceptable salts, solvates, or stereoisomers thereof which contain the aforementioned isotopes and/or other isotopes of other atoms are within the scope of this invention. Certain isotopically-labeled compounds, for example those into which radioactive isotopes such as ^3H and ^{14}C are incorporated, are useful in drug and/or substrate tissue distribution assays. Tritiated, i.e., ^3H and carbon-14, i.e., ^{14}C , isotopes are particularly preferred for their ease of preparation and detectability. Further, substitution with heavy isotopes such as deuterium, i.e., ^2H , produces certain therapeutic advantages resulting from greater metabolic stability, for example increased in vivo half-life or reduced dosage requirements.

[00111] In some embodiments, the compounds described herein are labeled by other means, including, but not limited to, the use of chromophores or fluorescent moieties, bioluminescent labels, or chemiluminescent labels.

Pharmaceutically acceptable salts

[00112] In some embodiments, the compounds described herein exist as their pharmaceutically acceptable salts. In some embodiments, the methods disclosed herein include methods of treating diseases by administering such pharmaceutically acceptable salts. In some embodiments, the methods disclosed herein include methods of treating diseases by administering such pharmaceutically acceptable salts as pharmaceutical compositions.

[00113] In some embodiments, the compounds described herein possess acidic or basic groups and therefore react with any of a number of inorganic or organic bases, and inorganic and organic acids, to form a pharmaceutically acceptable salt. In some embodiments, these salts are prepared *in situ* during the final isolation and purification of the compounds disclosed herein, or a solvate, or stereoisomer thereof, or by separately reacting a purified compound in its free form with a suitable acid or base, and isolating the salt thus formed.

[00114] Examples of pharmaceutically acceptable salts include those salts prepared by reaction of the compounds described herein with a mineral, organic acid or inorganic base, such salts including, acetate, acrylate, adipate, alginate, aspartate, benzoate, benzenesulfonate, bisulfate, bisulfite, bromide, butyrate, butyn-1,4-dioate, camphorate, camphorsulfonate, caproate, caprylate, chlorobenzoate, chloride, citrate, cyclopentanepropionate, decanoate, digluconate, dihydrogenphosphate, dinitrobenzoate, dodecylsulfate, ethanesulfonate, formate, fumarate, glucoheptanoate, glycerophosphate, glycolate, hemisulfate, heptanoate, hexanoate, hexyne-1,6-dioate, hydroxybenzoate, γ -hydroxybutyrate, hydrochloride, hydrobromide, hydroiodide, 2-

hydroxyethanesulfonate, iodide, isobutyrate, lactate, maleate, malonate, methanesulfonate, mandelate metaphosphate, methanesulfonate, methoxybenzoate, methylbenzoate, monohydrogenphosphate, 1-naphthalenesulfonate, 2-naphthalenesulfonate, nicotinate, nitrate, palmoate, pectinate, persulfate, 3-phenylpropionate, phosphate, picrate, pivalate, propionate, pyrosulfate, pyrophosphate, propiolate, phthalate, phenylacetate, phenylbutyrate, propanesulfonate, salicylate, succinate, sulfate, sulfite, succinate, suberate, sebacate, sulfonate, tartrate, thiocyanate, tosylateundeconate and xylenesulfonate.

[00115] Further, the compounds described herein can be prepared as pharmaceutically acceptable salts formed by reacting the free base form of the compound with a pharmaceutically acceptable inorganic or organic acid, including, but not limited to, inorganic acids such as hydrochloric acid, hydrobromic acid, sulfuric acid, nitric acid, phosphoric acid metaphosphoric acid, and the like; and organic acids such as acetic acid, propionic acid, hexanoic acid, cyclopentanepropionic acid, glycolic acid, pyruvic acid, lactic acid, malonic acid, succinic acid, malic acid, maleic acid, fumaric acid, p-toluenesulfonic acid, tartaric acid, trifluoroacetic acid, citric acid, benzoic acid, 3-(4-hydroxybenzoyl)benzoic acid, cinnamic acid, mandelic acid, arylsulfonic acid, methanesulfonic acid, ethanesulfonic acid, 1,2-ethanedisulfonic acid, 2-hydroxyethanesulfonic acid, benzenesulfonic acid, 2-naphthalenesulfonic acid, 4-methylbicyclo-[2.2.2]oct-2-ene-1-carboxylic acid, glucoheptonic acid, 4,4'-methylenebis-(3-hydroxy-2-ene-1-carboxylic acid), 3-phenylpropionic acid, trimethylacetic acid, tertiary butylacetic acid, lauryl sulfuric acid, gluconic acid, glutamic acid, hydroxynaphthoic acid, salicylic acid, stearic acid and muconic acid. In some embodiments, other acids, such as oxalic, while not in themselves pharmaceutically acceptable, are employed in the preparation of salts useful as intermediates in obtaining the compounds disclosed herein, solvate, or stereoisomer thereof and their pharmaceutically acceptable acid addition salts.

[00116] In some embodiments, those compounds described herein which comprise a free acid group react with a suitable base, such as the hydroxide, carbonate, bicarbonate, sulfate, of a pharmaceutically acceptable metal cation, with ammonia, or with a pharmaceutically acceptable organic primary, secondary, tertiary, or quaternary amine. Representative salts include the alkali or alkaline earth salts, like lithium, sodium, potassium, calcium, and magnesium, and aluminum salts and the like. Illustrative examples of bases include sodium hydroxide, potassium hydroxide, choline hydroxide, sodium carbonate, $N^+(C_{1-4} \text{ alkyl})_4$, and the like.

[00117] Representative organic amines useful for the formation of base addition salts include ethylamine, diethylamine, ethylenediamine, ethanolamine, diethanolamine, piperazine and the like. It should be understood that the compounds described herein also include the quaternization of any basic nitrogen-containing groups they contain. In some embodiments, water or oil-soluble or dispersible products are obtained by such quaternization.

Solvates

[00118] In some embodiments, the compounds described herein exist as solvates. Described herein are methods of treating diseases by administering such solvates. Also described herein are methods of treating diseases by administering such solvates as pharmaceutical compositions.

[00119] Solvates contain either stoichiometric or non-stoichiometric amounts of a solvent, and, in some embodiments, are formed during the process of crystallization with pharmaceutically acceptable solvents such as water, ethanol, and the like. Hydrates are formed when the solvent is water, or alcoholates are formed when the solvent is alcohol. Solvates of the compounds described herein can be conveniently prepared or formed during the processes described herein. By way of example only, hydrates of the compounds described herein can be conveniently prepared by recrystallization from an aqueous/organic solvent mixture, using organic solvents including, but not limited to, dioxane, tetrahydrofuran or methanol. In addition, the compounds provided herein can exist in unsolvated as well as solvated forms. In general, the solvated forms are considered equivalent to the unsolvated forms for the purposes of the compounds and methods provided herein.

Tautomers

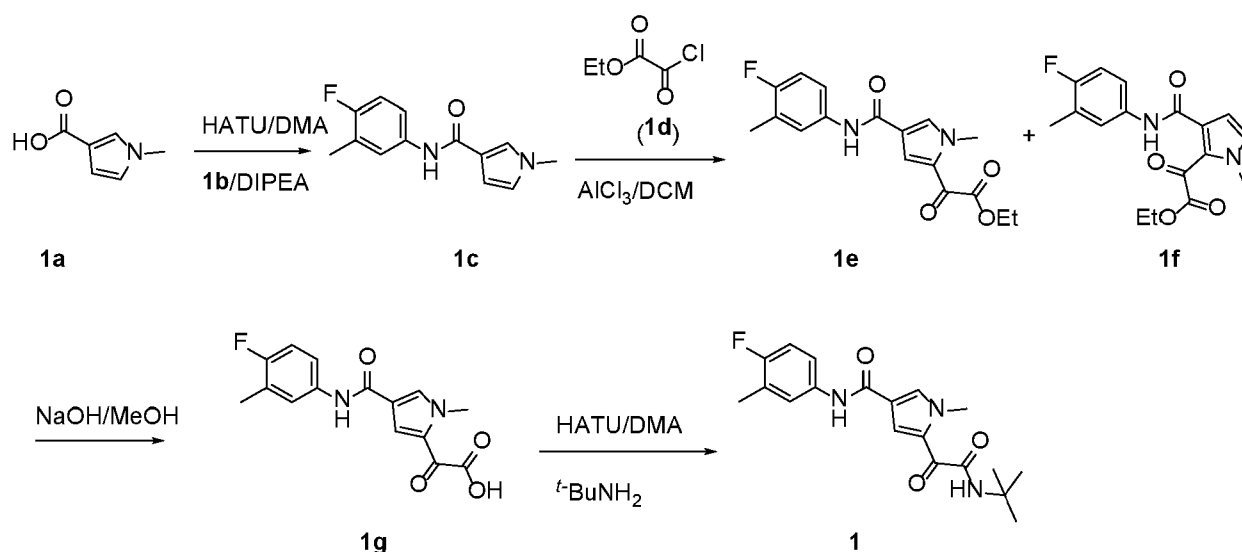
[00120] In some situations, compounds exist as tautomers. The compounds described herein include all possible tautomers within the formulas described herein. Tautomers are compounds that are interconvertible by migration of a hydrogen atom, accompanied by a switch of a single bond and adjacent double bond. In bonding arrangements where tautomerization is possible, a chemical equilibrium of the tautomers will exist. All tautomeric forms of the compounds disclosed herein are contemplated. The exact ratio of the tautomers depends on several factors, including temperature, solvent, and pH.

07 10 22

Preparation of Compounds

The following examples are reference examples: 112, 113, 114, 115, 116, 117, 118, 122, 130, 131, 132, 135, 138, 159, 160, 161, 162, 163, 164, 165, 167, 171, 173, 174, 175, 176, 177, 178, 179, 180, 183, 184, 185, 186, 191, 192, 193, 194, 195, 196, 197, 198, 200, 201, 202, 203, 205, 206, 208, 209, 210, 222, 224, 225, 226, 227, 229, 230, 234, 235, 237, 241, 248, 252, 253, 254, 255, 326, 331, 338, 339, 340, 341, 342, 343, 344, 345, 351, 360, 361, 362, 363, 364, 365, 366, 367, 368, 369, 370, 371, 372, 373, 374, 375, 376, 377, 378, 379, 380, 381, 382, 383, 384, 385, 386, 387, 388, 389, 390, 391, 392, 393, 394, 395, 396, 397, 398, 399, 400, 401, 402, 403, 404, 405, 406, 407, 408, 409, 410, 411, 412, 413, 414, 415, 416, 417, 418, 419, 420, 421, 422, 423, 424, 425, 426, 427, 428, 429, 430, 431, 432, 433, 434, 435, 436, 437, 438, 439, 440, 441, 442, 443, 444, 445, 446, 447, 448, 449, 450, 451, 452, 453, 454, 455, 456, 457, 458, 459, 460, 461, 462, 463, 464, 465, 466, 467, 468, 469, 470, 471, 472, 473, 474, 475, 476, 477, 478, 479, 480, 481, 482, 483, 484, 485, 486, 487, 488, 489, 490, 491, 492, 493, 494, 495, 496, 497, 498, 499, 500, 501, 502, 503, 504, 505, 506, 507, 508, 509, 510, 511, 512, 513, 514, 515, 516, 517, 518, 519, 520, 521, 522, 523, 524, 525, 526, 527, 528, 529, 530, 531, 532, 533, 534, 535, 536, 537, 538, 539, 540, 541, 542, 543, 544, 545, 546, 547, 548, 549, 550, 551, 552, 553, 554, 555, 556, 557, 558, 559, 560, 561, 562, 563, 564, 565, 566, 567, 568, 569, 570, 571, 572, 573, 574, 575, 576, 577, 578, 579, 580, 581, 582, 583, 584, 585, 586, 587, 588, 589, 590, 591, 592, 593, 594, 600, 601, 602, 603, 604, 606, 615, 627, 628, 630, 631, 634, 637, 638, 661, 684, 685, 686, 687, 688, 689, 690, 697, 700, 701, 704, 705, 720, 721, 724, 725, 726, 727, 729, 730, 731, 732, 733, 734, 735, 736, 737, 738, 739, 740, 741, 742, 743, 744, 745, 746, 748, 749, 750, 751, 752, 753, 754, 756, 757, 758, and 759.

EXAMPLE 1: Synthesis of 5-(2-(tert-butylamino)-2-oxoacetyl)-N-(4-fluoro-3-methylphenyl)-1-methyl-1H-pyrrole-3-carboxamide.



Step 1: Synthesis of N-(4-fluoro-3-methylphenyl)-1-methyl-1H-pyrrole-3-carboxamide (**1c**).

[00121] HATU (3.4 g, 8.8 mmol) was added to a solution of 1-methyl-1H-pyrrole-3-carboxylic acid (**1a**, 1 g, 8 mmol) in DMA (15 mL) at rt. After 30 min, 4-fluoro-3-methylaniline (**1b**, 1 g, 8 mmol) and DIPEA (1 g, 8 mmol) in DMA (5 mL) were added dropwise. The resulting mixture was stirred at rt for 20 hrs. The reaction mixture was diluted with EtOAc, washed with aqueous HCl (0.5 N, 20 mL) and brine. The organic layer was dried over Na₂SO₄, filtered, concentrated in vacuo, and purified by flash chromatography on silica gel (EtOAc/Hexanes 0 ~ 100%) to afford the product as white solid (0.9 g). ESI-MS, *m/z* 233 (MH)⁺.

Step 2: Synthesis of ethyl 2-(4-((4-fluoro-3-methylphenyl)carbamoyl)-1-methyl-1H-pyrrol-2-yl)-2-oxoacetate (**1e**).

[00122] Ethyl 2-chloro-2-oxoacetate (**1d**, 0.6 g, 4.4 mmol) was added to a solution of **1c** (0.5 g, 2.2 mmol) in DCM (10 mL) at 0 °C under argon. After 20 min, AlCl₃ (0.6 g, 4.4 mmol) was added in portions, and the mixture was warmed to rt for 4 hrs. The reaction mixture was poured over ice-water, and extracted with DCM (2x30 mL). The combined extracts were washed with water, saturated NaHCO₃, brine and concentrated under vacuum to give crude product **1e**. ESI-MS, *m/z* 333 (MH)⁺.

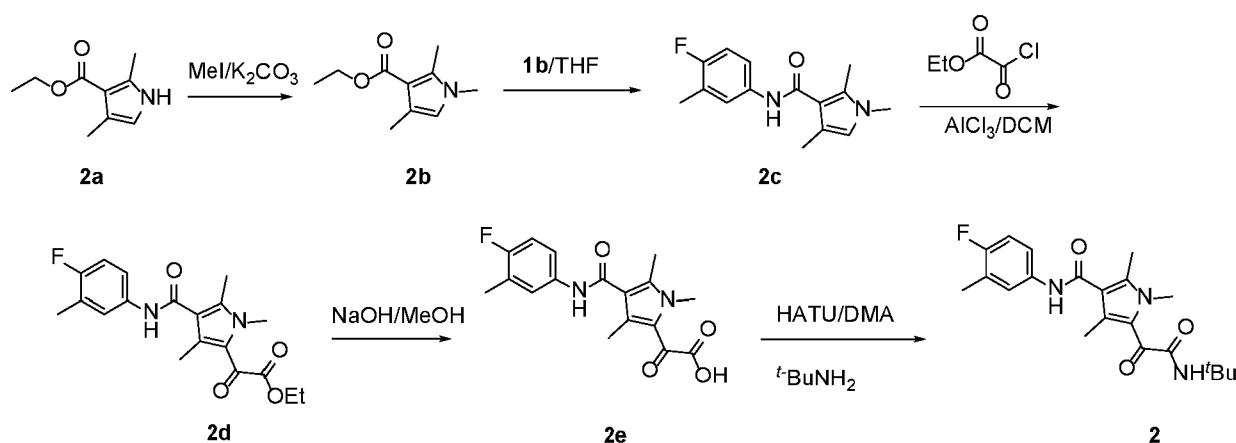
Step 3: Synthesis of 2-(4-((4-fluoro-3-methylphenyl)carbamoyl)-1-methyl-1H-pyrrol-2-yl)-2-oxoacetic acid (**1g**).

[00123] NaOH (2 N, 3 mL) was added to a solution of the crude product **1e** in EtOH (6 mL) at 0 °C. The mixture was warmed to rt for 2 hrs, then, cooled with ice-water and carefully neutralized with aqueous HCl (0.5 N) to pH ~ 2. The resulting mixture was concentrated under vacuum to remove MeOH, then, lyophilized to afford crude product **1g** as white solid: ESI-MS, *m/z* 305 (MH)⁺.

Step 4: Synthesis of 5-(2-(tert-butylamino)-2-oxoacetyl)-N-(4-fluoro-3-methylphenyl)-1-methyl-1H-pyrrole-3-carboxamide (**1**).

[00124] HATU (90 mg, 0.24 mmol) was added to a solution of **1g** (60 mg, 0.19) in DMA (0.75 mL) at 0 °C. After 20 min, *tert*-butylamine (20 mg, 0.28) and DIPEA (50 mg, 0.38 mmol) in DMA (0.4 mL) were added. The reaction mixture was stirred at rt for 20 hrs. The reaction mixture was quenched with aqueous TFA (4%, 0.4 mL), then, extracted with EtOAc (10 mL). The organic layer was washed with water and brine, concentrated in vacuo, then, purified by reverse phase chromatography eluted with ACN and water, and dried using lyophilization to afford the title product as white solid. ESI-MS, m/z 360 (MH)⁺.

EXAMPLE 2: Synthesis of 5-(2-(*tert*-butylamino)-2-oxoacetyl)-*N*-(4-fluoro-3-methylphenyl)-1,2,4-trimethyl-1H-pyrrole-3-carboxamide.



Step 1: Synthesis of ethyl 1,2,4-trimethyl-1H-pyrrole-3-carboxylate (**2b**).

[00125] MeI (0.75 g, 5.3 mmol) was added to a mixture of **2a** (0.5 g, 3.2 mmol) and K₂CO₃ (1 g, 7.2 mmol) in DMA (15 mL) at 0 °C. The reaction mixture was warmed to rt for 40 hrs. The reaction mixture was diluted with the addition of water, and extracted with EtOAc (2x10 mL). The combined extracts were washed with water and brine, concentrated in vacuo, then, purified by flash chromatography on silica gel (EtOAc/Hexanes 0 ~ 100%) to afford **2b** as white solid (0.3 g). ESI-MS, m/z 182 (MH)⁺.

Step 2: Synthesis of *N*-(4-fluoro-3-methylphenyl)-1,2,4-trimethyl-1H-pyrrole-3-carboxamide (**2c**).

[00126] LiHMDS (1 N in THF, 4 mL) was added to a solution of **2b** (0.3 g, 1.7 mmol) and **1b** (0.3g, 2.4 mmol) in THF (10 mL) at 0 °C under argon. After 1 h, the reaction was quenched with saturated aqueous NH₄Cl and extracted with EtOAc. The organic layer was washed with brine and concentrated in vacuo. The residue was purified by flash chromatography on silica gel (EtOAc/Hexanes 0 ~ 100%) to afford **3b** as white solid (0.35 g). ESI-MS, m/z 261 (MH)⁺.

Step 3: Synthesis of ethyl 2-(4-((4-fluoro-3-methylphenyl)carbamoyl)-1,3,5-trimethyl-1H-pyrrol-2-yl)-2-oxoacetate (**2d**).

[00127] The title compound was prepared following the procedures described in Example 1, Steps 2, using **2c**. The final product was purified by flash chromatography on silica gel (EtOAc/Hexanes 0 ~ 100%) to afford **2d** as white solid (0.32 g). ESI-MS, m/z 361 (MH)⁺.

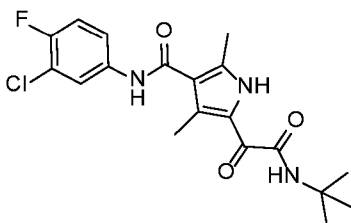
Step 4: Synthesis of 2-(4-((4-fluoro-3-methylphenyl)carbamoyl)-1,3,5-trimethyl-1H-pyrrol-2-yl)-2-oxoacetic acid (**2e**).

[00128] The title compound was prepared following the procedures described in Example 1, Steps 3, using **2d** instead of **1d**. The crude product was dried using lyophilization as white solid, which was used without further purification. ESI-MS, m/z 333 (MH)⁺.

Step 5: Synthesis of 5-(2-(tert-butylamino)-2-oxoacetyl)-N-(4-fluoro-3-methylphenyl)-1,2,4-trimethyl-1H-pyrrole-3-carboxamide.

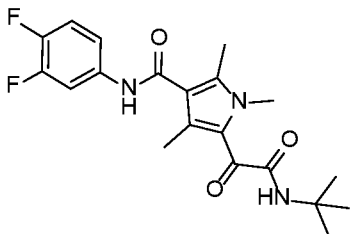
[00129] The title compounds were prepared following the procedure described in Example 1, Step 4, using **2e**. The final product was purified by reverse phase chromatography eluted with ACN and water and dried using lyophilization to afford the title products as white solids. ESI-MS, m/z 388 (MH)⁺.

EXAMPLE 3: Synthesis of 5-(2-(tert-butylamino)-2-oxoacetyl)-N-(3-chloro-4-fluorophenyl)-2,4-dimethyl-1H-pyrrole-3-carboxamide.



[00130] The title compound was prepared from compound **2a** following the procedure described in Example 2, Step 2 through Step 5, using 4-fluoro-3-chloroaniline instead of 4-fluoro-3-methylaniline. The final product was purified by reverse phase chromatography eluted with ACN and water and dried using lyophilization to afford the title product as white solid. ESI-MS, m/z 394 (MH)⁺.

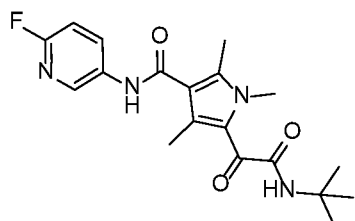
EXAMPLE 4: Synthesis of 5-(2-(tert-butylamino)-2-oxoacetyl)-N-(3,4-difluorophenyl)-1,2,4-trimethyl-1H-pyrrole-3-carboxamide.



[00131] The title compound was prepared following the procedure described in Example 2, Step 2 through Step 5, using 3,4-difluoroaniline instead of 4-fluoro-3-methylaniline. The final product was

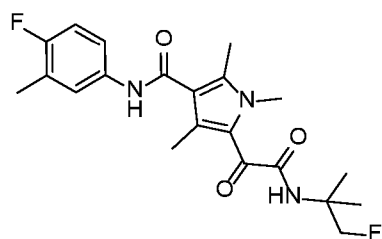
purified by reverse phase chromatography eluted with ACN and water and dried using lyophilization to afford the title product as a white solids. ESI-MS, m/z 392 (MH)⁺.

EXAMPLE 5: Synthesis of 5-(2-(tert-butylamino)-2-oxoacetyl)-N-(6-fluoropyridin-3-yl)-1,2,4-trimethyl-1H-pyrrole-3-carboxamide.



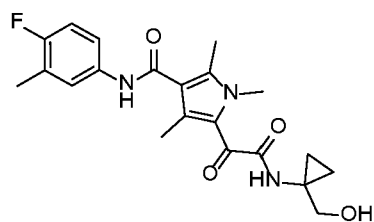
[00132] The title compounds were prepared following the procedure described in Example 2, Step 2 through Step 5, using 6-fluoropyridin-3-amine instead of 4-fluoro-3-methylaniline. The final product was purified by reverse phase chromatography eluted with ACN and water and dried using lyophilization to afford the title products as white solids. ESI-MS, m/z 375 (MH)⁺.

EXAMPLE 6: Synthesis of 5-(2-((1-fluoro-2-methylpropan-2-yl)amino)-2-oxoacetyl)-N-(4-fluoro-3-methylphenyl)-1,2,4-trimethyl-1H-pyrrole-3-carboxamide.



[00133] The title compounds were prepared following the procedure described in Example 2, Step 5, using 1-fluoro-2-methylpropan-2-amine. The final product was purified by reverse phase chromatography eluted with ACN and water and dried using lyophilization to afford the title products as white solids. ESI-MS, m/z 406 (MH)⁺.

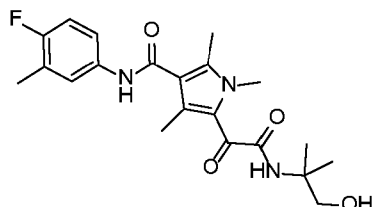
EXAMPLE 7: Synthesis of N-(4-fluoro-3-methylphenyl)-5-(2-((1-(hydroxymethyl)cyclopropyl)amino)-2-oxoacetyl)-1,2,4-trimethyl-1H-pyrrole-3-carboxamide.



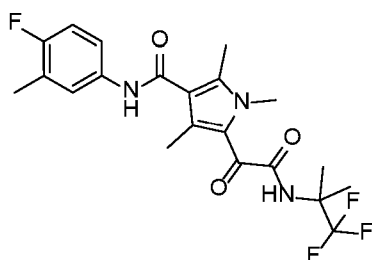
[00134] The title compounds were prepared following the procedure described in Example 2, Step 5, using (1-aminocyclopropyl)methanol. The final product was purified by reverse phase

chromatography eluted with ACN and water and dried using lyophilization to afford the title products as white solids. ESI-MS, m/z 402 (MH)⁺.

EXAMPLE 8: Synthesis of N-(4-fluoro-3-methylphenyl)-5-(2-((1-hydroxy-2-methylpropan-2-yl)amino)-2-oxoacetyl)-1,2,4-trimethyl-1H-pyrrole-3-carboxamide.

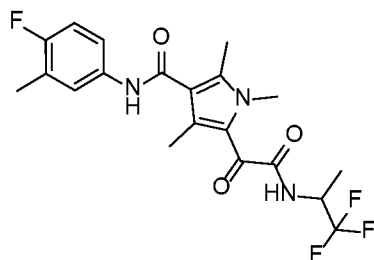


The title compounds were prepared following the procedure described in Example 2, Step 5, using 2-amino-2-methylpropan-1-ol. The final product was purified by reverse phase chromatography eluted with ACN and water and dried using lyophilization to afford the title products as white solids. ¹H NMR (400 MHz, CD₃OD) δ 8.2 (s, 1H), 7.42 - 7.49 (m, 2H), 6.99 (dd, 1H, *J* = 8.7, 9.3 Hz), 3.81 (s, 3H), 3.64 (s, 2H), 2.36 - 2.38 (m, 6H), 2.26 (s, 3H), 1.38 (s, 6H). ESI-MS, m/z 404 (MH)⁺. EXAMPLE 9: Synthesis of N-(4-fluoro-3-methylphenyl)-1,2,4-trimethyl-5-(2-oxo-2-((1,1,1-trifluoro-2-methylpropan-2-yl)amino)acetyl)-1H-pyrrole-3-carboxamide.



[00135] The title compounds were prepared following the procedure described in Example 2, Step 5, using 1,1,1-trifluoro-2-methylpropan-2-amine. The final product was purified by reverse phase chromatography eluted with ACN and water and dried using lyophilization to afford the title products as white solids. ESI-MS, m/z 442 (MH)⁺.

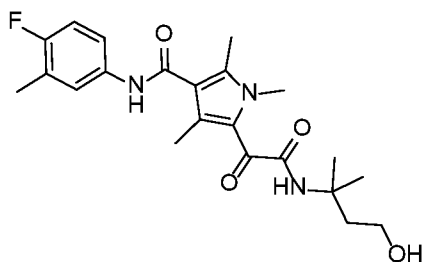
EXAMPLE 10: Synthesis of N-(4-fluoro-3-methylphenyl)-1,2,4-trimethyl-5-(2-oxo-2-((1,1,1-trifluoropropan-2-yl)amino)acetyl)-1H-pyrrole-3-carboxamide.



[00136] The title compounds were prepared following the procedure described in Example 2, Step 5, using 1,1,1-trifluoropropan-2-amine. The final product was purified by reverse phase

chromatography eluted with ACN and water and dried using lyophilization to afford the title products as white solids. ESI-MS, m/z 428 (MH)⁺.

EXAMPLE 11: Synthesis of N-(4-fluoro-3-methylphenyl)-5-(2-((4-hydroxy-2-methylbutan-2-yl)amino)-2-oxoacetyl)-1,2,4-trimethyl-1H-pyrrole-3-carboxamide.



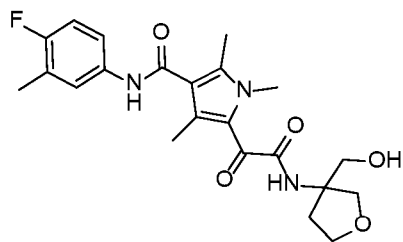
[00137] The title compounds were prepared following the procedure described in Example 2, Step 5, using 3-amino-3-methylbutan-1-ol. The final product was purified by reverse phase chromatography eluted with ACN and water and dried using lyophilization to afford the title products as white solids. ESI-MS, m/z 418 (MH)⁺.

EXAMPLE 12: Synthesis of N-(4-fluoro-3-methylphenyl)-5-(2-((1-(hydroxymethyl)cyclobutyl)amino)-2-oxoacetyl)-1,2,4-trimethyl-1H-pyrrole-3-carboxamide.



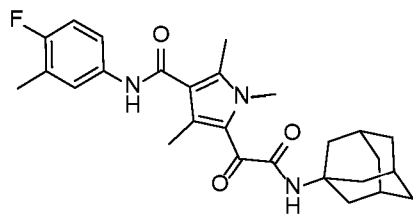
[00138] The title compounds were prepared following the procedure described in Example 2, Step 5, using (1-aminocyclobutyl)methanol. The final product was purified by reverse phase chromatography eluted with ACN and water and dried using lyophilization to afford the title products as white solids. ESI-MS, m/z 416 (MH)⁺.

EXAMPLE 13: Synthesis of N-(4-fluoro-3-methylphenyl)-5-(2-((3-(hydroxymethyl)tetrahydrofuran-3-yl)amino)-2-oxoacetyl)-1,2,4-trimethyl-1H-pyrrole-3-carboxamide.



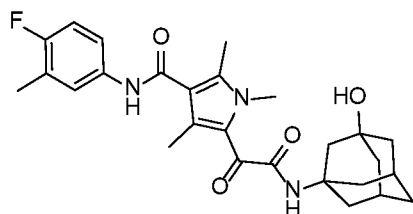
[00139] The title compound was prepared following the procedure described in Example 2, Step 5, using (3-aminotetrahydrofuran-3-yl)methanol. The final product was purified by reverse phase chromatography eluted with ACN and water and dried using lyophilization to afford the title products as white solids. ESI-MS, m/z 432 (MH)⁺.

EXAMPLE 14: Synthesis of 5-(2-(((3s,5s,7s)-adamantan-1-yl)amino)-2-oxoacetyl)-N-(4-fluoro-3-methylphenyl)-1,2,4-trimethyl-1H-pyrrole-3-carboxamide.



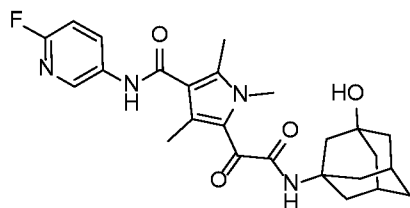
[00140] The title compounds were prepared following the procedure described in Example 2, Step 5, using 1-adamantylamine. The final product was purified by reverse phase chromatography eluted with ACN and water and dried using lyophilization to afford the title products as white solids. ESI-MS, m/z 466 (MH)⁺.

EXAMPLE 15: Synthesis of N-(4-fluoro-3-methylphenyl)-5-(2-(((1r,3s,5R,7S)-3-hydroxyadamantan-1-yl)amino)-2-oxoacetyl)-1,2,4-trimethyl-1H-pyrrole-3-carboxamide.



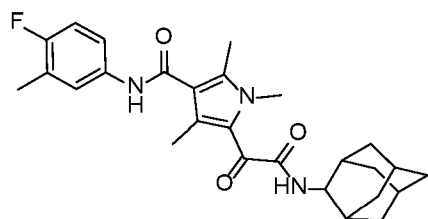
[00141] The title compounds were prepared following the procedure described in Example 2, Step 5, using 3-aminoadamantan-1-ol. The final product was purified by reverse phase chromatography eluted with ACN and water and dried using lyophilization to afford the title products as white solids. ESI-MS, m/z 482 (MH)⁺.

EXAMPLE 16: Synthesis of N-(6-fluoropyridin-3-yl)-5-(2-(((1r,3s,5R,7S)-3-hydroxyadamantan-1-yl)amino)-2-oxoacetyl)-1,2,4-trimethyl-1H-pyrrole-3-carboxamide.



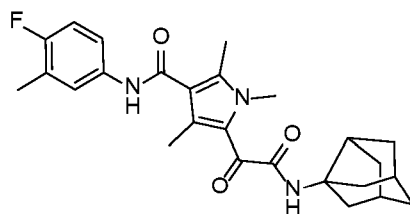
[00142] The title compounds were prepared following the procedure described in Example 5, using 3-aminoadamantan-1-ol instead of *tert*-butylamine. The final product was purified by reverse phase chromatography eluted with ACN and water and dried using lyophilization to afford the title products as white solids. ESI-MS, m/z 469 (MH)⁺.

EXAMPLE 17: Synthesis of 5-(2-(((1r,3r)-adamantan-2-yl)amino)-2-oxoacetyl)-N-(4-fluoro-3-methylphenyl)-1,2,4-trimethyl-1H-pyrrole-3-carboxamide.



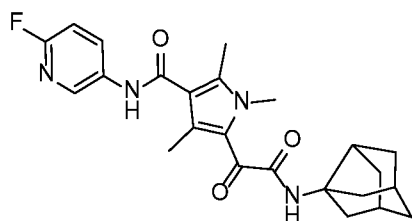
[00143] The title compounds were prepared following the procedure described in Example 2, Step 5, using 2-adamantylamine. The final product was purified by reverse phase chromatography eluted with ACN and water and dried using lyophilization to afford the title products as white solids. ESI-MS, m/z 466 (MH)⁺.

EXAMPLE 18: Synthesis of N-(4-fluoro-3-methylphenyl)-5-(2-(((2R,3as,5S,6as)-hexahydro-2,5-methanopentalen-3a(1H)-yl)amino)-2-oxoacetyl)-1,2,4-trimethyl-1H-pyrrole-3-carboxamide.



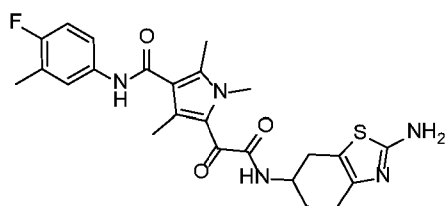
[00144] The title compounds were prepared following the procedure described in Example 2, Step 5, using 3-noradamantylamine. The final product was purified by reverse phase chromatography eluted with ACN and water and dried using lyophilization to afford the title products as white solids. ESI-MS, m/z 452 (MH)⁺.

EXAMPLE 19: Synthesis of N-(6-fluoropyridin-3-yl)-5-(2-(((2R,3as,5S,6as)-hexahydro-2,5-methanopentalen-3a(1H)-yl)amino)-2-oxoacetyl)-1,2,4-trimethyl-1H-pyrrole-3-carboxamide.



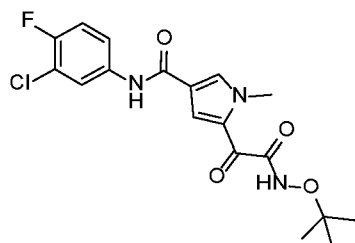
[00145] The title compounds were prepared following the procedure described in Example 5, using 3-noradamantanamine instead of *tert*-butylamine. The final product was purified by reverse phase chromatography eluted with ACN and water and dried using lyophilization to afford the title products as white solids. ESI-MS, m/z 439 (MH)⁺.

EXAMPLE 20: Synthesis of 5-(2-((2-amino-4,5,6,7-tetrahydrobenzo[d]thiazol-6-yl)amino)-2-oxoacetyl)-N-(4-fluoro-3-methylphenyl)-1,2,4-trimethyl-1H-pyrrole-3-carboxamide.



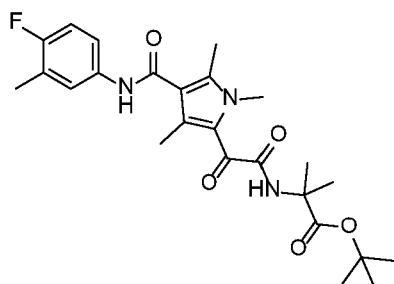
[00146] The title compounds were prepared following the procedure described in Example 2, Step 5, using 4,5,6,7-tetrahydrobenzo[d]thiazole-2,6-diamine. The final product was purified by reverse phase chromatography eluted with ACN and water and dried using lyophilization to afford the title products as white solids. ESI-MS, m/z 484 (MH)⁺.

EXAMPLE 21: Synthesis of 5-(2-(*tert*-butoxyamino)-2-oxoacetyl)-N-(3-chloro-4-fluorophenyl)-1-methyl-1H-pyrrole-3-carboxamide.



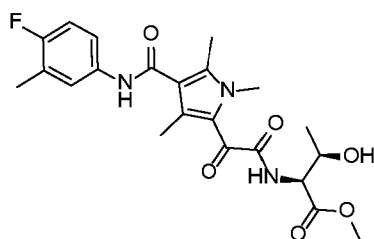
[00147] The title compound was prepared following the procedure described in Example 1, 4-fluoro-3-chloroaniline instead of 4-fluoro-3-methylaniline in Step 1, and using *O*-(*tert*-butyl)hydroxylamine instead of *t*-butylamine in Step 5. The final product was purified by reverse phase chromatography eluted with ACN and water and dried using lyophilization to afford the title products as white solids. ESI-MS, m/z 396 (MH)⁺.

EXAMPLE 22: Synthesis of tert-butyl 2-(2-(4-((4-fluoro-3-methylphenyl)carbamoyl)-1,3,5-trimethyl-1H-pyrrol-2-yl)-2-oxoacetamido)-2-methylpropanoate.



[00148] The title compound was prepared following the procedure described in Example 2, Step 5, using tert-butyl 2-amino-2-methylpropanoate. The final product was purified by reverse phase chromatography eluted with ACN and water and dried using lyophilization to afford the title products as white solids. ESI-MS, m/z 474 (MH)⁺.

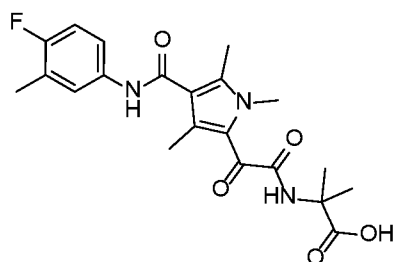
EXAMPLE 27: Synthesis of methyl (2-(4-((4-fluoro-3-methylphenyl)carbamoyl)-1,3,5-trimethyl-1H-pyrrol-2-yl)-2-oxoacetyl)-L-threoninate.



[00149] DIPEA (0.229 g, 1.77 mmol) was added to a mixture of **2e** (0.195 g, 0.59 mmol), L-Threonine methyl ester hydrochloride (0.11 g, 0.65 mmol) and HATU (0.269 g, 0.71 mmol) in DMF (3 mL) at ambient temperature. After 16 h, the reaction mixture was diluted into aqueous HCl (1 N, 20 mL) and extracted with EtOAc (3 x 15 mL). The combined extracts were washed with aqueous HCl (1 N, 10 mL), aqueous NH₄Cl (saturated, 10 mL) and brine (10 mL). The organic layer was dried over Na₂SO₄ (s), filtered, concentrated *in vacuo*, then, purified by flash chromatography on silica gel (EtOAc/Hexanes 0 ~ 100%) to afford the title product as white solid (0.223 g). ESI-MS, m/z 448.2 (MH)⁺.

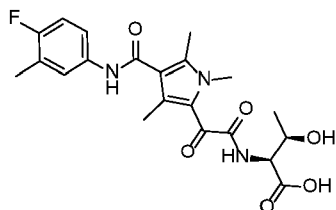
07 10 22

EXAMPLE 29: Synthesis of 2-(2-(4-((4-fluoro-3-methylphenyl)carbamoyl)-1,3,5-trimethyl-1H-pyrrol-2-yl)-2-oxoacetamido)-2-methylpropanoic acid.



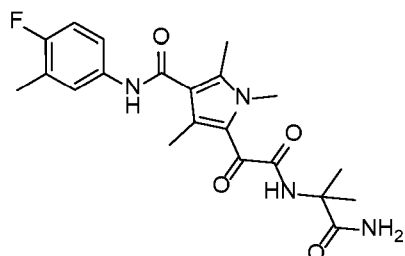
[00150] TFA (0.4 mL) was added to a solution of Example 22 (15 mg) in DCM (1 mL) at 0 °C. After 2 hrs at 0 °C, the reaction mixture was warmed to rt for 1 hr. The solvent was removed and the residue was purified by reverse phase chromatography eluted with ACN and water and dried using lyophilization to afford the title products as white solids. ESI-MS, m/z 418 (MH)⁺.

EXAMPLE 34: Synthesis of (2-(4-((4-fluoro-3-methylphenyl)carbamoyl)-1,3,5-trimethyl-1H-pyrrol-2-yl)-2-oxoacetyl)-L-threonine.



[00151] NaOH (1 N, 0.5 mL) was added to a solution of Example 27 (0.093 g, 0.208 mmol) in MeOH (5 mL) at ambient temperature. After 2 h the reaction mixture was carefully neutralized with aqueous HCl (1 N) to pH ~ 2. The resulting mixture was concentrated under vacuum to remove MeOH, then, purified by reverse phase chromatography eluted with ACN and water, and dried using lyophilization to afford the title product as pale yellow solid: ESI-MS, m/z 434.2 (MH)⁺.

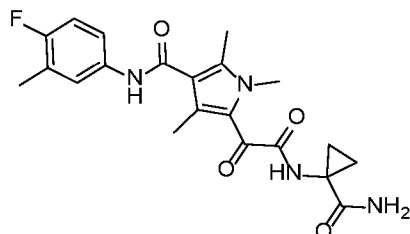
EXAMPLE 36: Synthesis of 5-(2-((1-amino-2-methyl-1-oxopropan-2-yl)amino)-2-oxoacetyl)-N-(4-fluoro-3-methylphenyl)-1,2,4-trimethyl-1H-pyrrole-3-carboxamide.



[00152] The title compounds were prepared following the procedure described in Example 2, Step 5, using 2-amino-2-methylpropanamide. The final product was purified by reverse phase

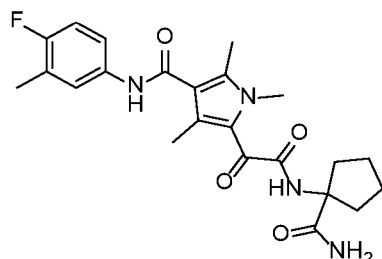
chromatography eluted with ACN and water and dried using lyophilization to afford the title products as white solids. ESI-MS, m/z 417 (MH)⁺.

EXAMPLE 37: Synthesis of 5-(2-((1-carbamoylcyclopropyl)amino)-2-oxoacetyl)-N-(4-fluoro-3-methylphenyl)-1,2,4-trimethyl-1H-pyrrole-3-carboxamide.



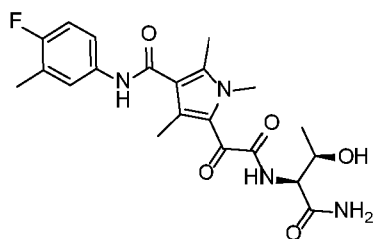
[00153] The title compounds were prepared following the procedure described in Example 2, Step 5, using 1-aminocyclopropane-1-carboxamide. The final product was purified by reverse phase chromatography eluted with ACN and water and dried using lyophilization to afford the title products as white solids. ESI-MS, m/z 415 (MH)⁺.

EXAMPLE 38: Synthesis of 5-(2-((1-carbamoylcyclopentyl)amino)-2-oxoacetyl)-N-(4-fluoro-3-methylphenyl)-1,2,4-trimethyl-1H-pyrrole-3-carboxamide.



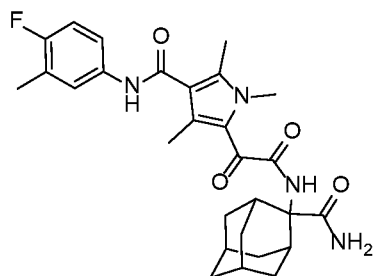
[00154] The title compounds were prepared following the procedure described in Example 2, Step 5, using 1-aminocyclopentane-1-carboxamide. The final product was purified by reverse phase chromatography eluted with ACN and water and dried using lyophilization to afford the title products as white solids. ESI-MS, m/z 443 (MH)⁺.

EXAMPLE 42: 5-(2-(((2S,3R)-1-amino-3-hydroxy-1-oxobutan-2-yl)amino)-2-oxoacetyl)-N-(4-fluoro-3-methylphenyl)-1,2,4-trimethyl-1H-pyrrole-3-carboxamide.



[00155] DIPEA (0.25 g, 1.93 mmol) and DMAP (0.02 g, 0.16 mmol) were added to a mixture of **34** (0.7 g, 0.16 mmol), NH₄Cl (0.043 g, 0.81 mmol) and HATU (0.184 g, 0.48 mmol) in DMF (3 mL) at ambient temperature. After 16 h, the reaction mixture was diluted into aqueous HCl (1 N, 20 mL) and extracted with EtOAc (3 x 15 mL). The combined extracts were washed with aqueous HCl (1 N, 10 mL), aqueous NH₄Cl (saturated, 10 mL) and brine (10 mL). The organic layer was dried over Na₂SO₄ (s), filtered, concentrated *in vacuo*. The final product was purified by reverse phase chromatography eluted with ACN and water and dried using lyophilization to afford the title products as white solids. ESI-MS, m/z 433.2 (MH)⁺.

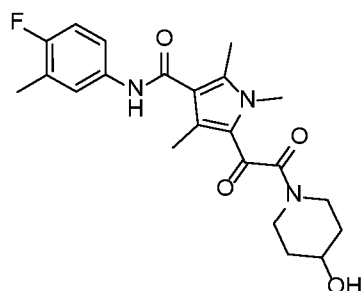
EXAMPLE 43: Synthesis of 5-(2-(((1r,3r,5r,7r)-2-carbamoyladamantan-2-yl)amino)-2-oxoacetyl)-N-(4-fluoro-3-methylphenyl)-1,2,4-trimethyl-1H-pyrrole-3-carboxamide.



[00156] The title compounds were prepared following the procedure described in Example 2, Step 5, using 2-aminoadamantane-2-carboxamide. The final product was purified by reverse phase chromatography eluted with ACN and water and dried using lyophilization to afford the title products as white solids. ESI-MS, m/z 509 (MH)⁺.

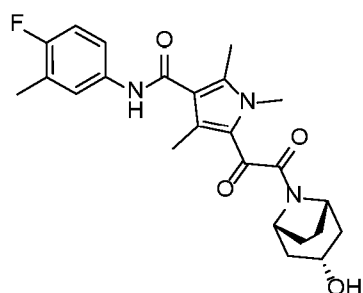
07 10 22

EXAMPLE 47: Synthesis of N-(4-fluoro-3-methylphenyl)-5-(2-(4-hydroxypiperidin-1-yl)-2-oxoacetyl)-1,2,4-trimethyl-1H-pyrrole-3-carboxamide.



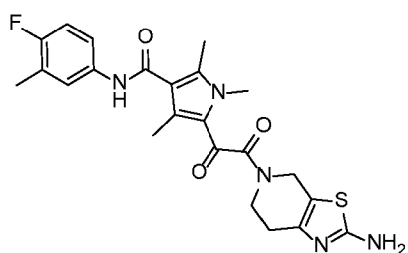
[00157] The title compounds were prepared following the procedure described in Example 2, Step 5, using piperidin-4-ol. The final product was purified by reverse phase chromatography eluted with ACN and water and dried using lyophilization to afford the title products as white solids. ESI-MS, m/z 416 (MH)⁺.

EXAMPLE 48: Synthesis of N-(4-fluoro-3-methylphenyl)-5-(2-((1R,3s,5S)-3-hydroxy-8-azabicyclo[3.2.1]octan-8-yl)-2-oxoacetyl)-1,2,4-trimethyl-1H-pyrrole-3-carboxamide.



[00158] The title compounds were prepared following the procedure described in Example 2, Step 5, using (1R,3s,5S)-8-azabicyclo[3.2.1]octan-3-ol. The final product was purified by reverse phase chromatography eluted with ACN and water and dried using lyophilization to afford the title products as white solids. ESI-MS, m/z 442 (MH)⁺.

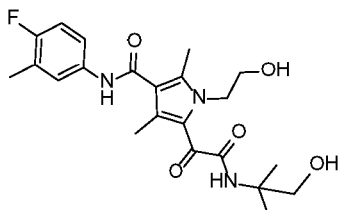
EXAMPLE 49: Synthesis of 5-(2-(2-amino-6,7-dihydrothiazolo[5,4-c]pyridin-5(4H)-yl)-2-oxoacetyl)-N-(4-fluoro-3-methylphenyl)-1,2,4-trimethyl-1H-pyrrole-3-carboxamide.



[00159] The title compounds were prepared following the procedure described in Example 2, Step 5, using 4,5,6,7-tetrahydrothiazolo[5,4-c]pyridin-2-amine. The final product was purified by reverse

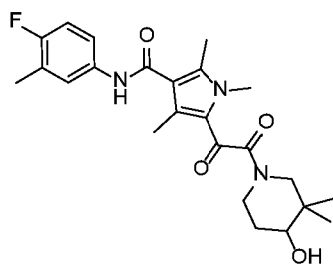
phase chromatography eluted with ACN and water and dried using lyophilization to afford the title products as white solids. ESI-MS, m/z 434 (MH)⁺.

EXAMPLE 50: N-(4-fluoro-3-methylphenyl)-5-(2-((1-hydroxy-2-methylpropan-2-yl)amino)-2-oxoacetyl)-1-(2-hydroxyethyl)-2,4-dimethyl-1H-pyrrole-3-carboxamide



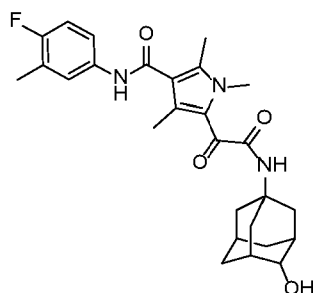
[00160] The title compounds were prepared following the procedure described in Example 71, Step 5, using 2-amino-2-methylpropan-1-ol. The final product was purified by reverse phase chromatography eluted with ACN and water and dried using lyophilization to afford the title products as white solids. ESI-MS, m/z 434 (MH)⁺.

EXAMPLE 53: Synthesis of N-(4-fluoro-3-methylphenyl)-5-(2-(4-hydroxy-3,3-dimethylpiperidin-1-yl)-2-oxoacetyl)-1,2,4-trimethyl-1H-pyrrole-3-carboxamide.



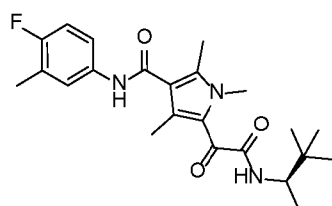
[00161] The title compounds were prepared following the procedure described in Example 2, Step 5, using 3,3-dimethylpiperidin-4-ol. The final product was purified by reverse phase chromatography eluted with ACN and water and dried using lyophilization to afford the title products as white solids. ESI-MS, m/z 444.2 (MH)⁺.

EXAMPLE 59: N-(4-fluoro-3-methylphenyl)-5-(2-(((1s,3R,4s,5S,7s)-4-hydroxyadamantan-1-yl)amino)-2-oxoacetyl)-1,2,4-trimethyl-1H-pyrrole-3-carboxamide



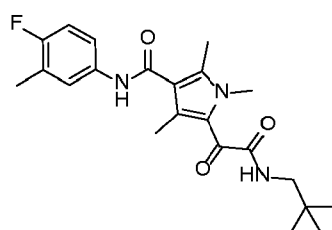
[00162] The title compounds were prepared following the procedure described in Example 2, Step 5, using 5-aminoadamantan-2-ol. The final product was purified by reverse phase chromatography eluted with ACN and water and dried using lyophilization to afford the title products as white solids. ESI-MS, m/z 482 (MH)⁺.

EXAMPLE 63: Synthesis of (R)-5-(2-((3,3-dimethylbutan-2-yl)amino)-2-oxoacetyl)-N-(4-fluoro-3-methylphenyl)-1,2,4-trimethyl-1H-pyrrole-3-carboxamide.



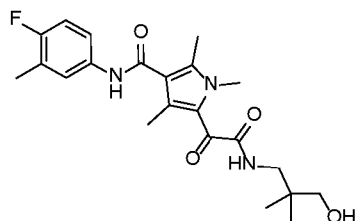
[00163] The title compounds were prepared following the procedure described in Example 2, Step 5, using (R)-(-)-3,3-dimethyl-2-butylamine. The final product was purified by reverse phase chromatography eluted with ACN and water and dried using lyophilization to afford the title products as white solids. ESI-MS, m/z 416.2 (MH)⁺.

EXAMPLE 64: Synthesis of N-(4-fluoro-3-methylphenyl)-1,2,4-trimethyl-5-(2-(neopentylamino)-2-oxoacetyl)-1H-pyrrole-3-carboxamide.



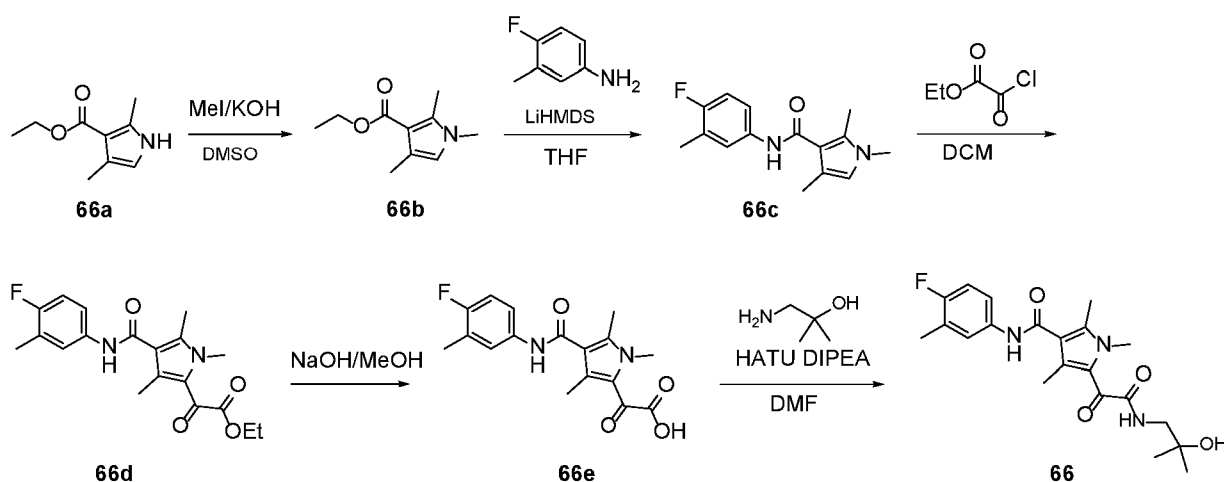
[00164] The title compounds were prepared following the procedure described in Example 2, Step 5, using 2,2-dimethylpropan-1-amine. The final product was purified by reverse phase chromatography eluted with ACN and water and dried using lyophilization to afford the title products as white solids. ESI-MS, m/z 402.2 (MH)⁺.

EXAMPLE 65: Synthesis of N-(4-fluoro-3-methylphenyl)-5-(2-((3-hydroxy-2,2-dimethylpropyl)amino)-2-oxoacetyl)-1,2,4-trimethyl-1H-pyrrole-3-carboxamide.



[00165] The title compounds were prepared following the procedure described in Example 2, Step 5, using 3-amino-2,2-dimethylpropan-1-ol. The final product was purified by reverse phase chromatography eluted with ACN and water and dried using lyophilization to afford the title products as white solids. ESI-MS, m/z 418.2 (MH)⁺.

EXAMPLE 66: Synthesis of N-(4-fluoro-3-methylphenyl)-5-(2-((2-hydroxy-2-methylpropyl)amino)-2-oxoacetyl)-1,2,4-trimethyl-1H-pyrrole-3-carboxamide.



Step 1: Synthesis of ethyl 1,2,4-trimethyl-1H-pyrrole-3-carboxylate (66b).

[00166] MeI (31.8 g, 224.3 mmol) was added to a mixture of **66a** (25 g, 149.5 mmol) and KOH (16.8 g, 299 mmol) in DMSO (250 mL) at 0 °C. The reaction mixture was warmed to rt for 16 hrs. The reaction mixture was extracted with 4x Et₂O. The combined extracts were washed with water and brine, dried over Na₂SO₄, filtered and concentrated in vacuo to afford the title compound **66b** as brown solid (24.6 g, 91%) which was used without further purification. ESI-MS, m/z 182 (MH)⁺.
Step 2: Synthesis of N-(4-fluoro-3-methylphenyl)-1,2,4-trimethyl-1H-pyrrole-3-carboxamide (66c).

[00167] LiHMDS (272 mL, 1 N in THF) was added dropwise over 45 min to a solution of **66b** (24.6 g, 135.73 mmol) and 3-methyl-4-fluoroaniline (18.83 g, 149.3 mmol) in THF (270 mL) at 0 °C. The reaction mixture was allowed to warm slowly to ambient temperature. After 16 h the reaction mixture was quenched with NH₄Cl (sat) and water. The layers were separated and the aqueous was extracted

3x EtOAc. The combined organics were washed with NH₄Cl (sat) and brine, dried over Na₂SO₄, filtered and concentrated. The crude residue was suspended in 1:1 EtOAc/hexanes and stirred for 1 h at 40 °C, then cooled to ambient temperature and filtered. The filter cake was washed with hexanes and dried to afford the title compound **66c** as tan solid (31.85 g, 90%). ¹H NMR (300 MHz, DMSO-d₆) 9.25 (s, 1H), 7.58 (d, *J*=7.2 Hz, 1H), 7.45 (m, 1H), 7.02 (t, *J*=9.6 Hz, 1H), 6.44 (s, 1H), 3.43 (s, 3H), 2.26 (s, 3H), 2.19 (s, 3H), 2.06 (s, 3H). ESI-MS, *m/z* 261 (MH)⁺.

Step 3: Synthesis of ethyl 2-(4-((4-fluoro-3-methylphenyl)carbamoyl)-1,3,5-trimethyl-1H-pyrrol-2-yl)-2-oxoacetate (**66d**).

[00168] To a solution of **66c** (31.85 g, 121.89 mmol) in DCM (500 mL) at 0 °C was added ethyl chlorooxoacetate (24.96 g, 182.84 mmol) dropwise over 30 mins and the reaction mixture was allowed to warm slowly to ambient temperature. After 16 h the reaction mixture was washed with H₂O and NaHCO₃ (sat) and then concentrated in vacuo to afford the title compound **66d** (44 g, quant) as a brown solid which was used without any further purification. ESI-MS, *m/z* 361 (MH)⁺.

Step 4: Synthesis of 2-(4-((4-fluoro-3-methylphenyl)carbamoyl)-1,3,5-trimethyl-1H-pyrrol-2-yl)-2-oxoacetic acid (**66e**).

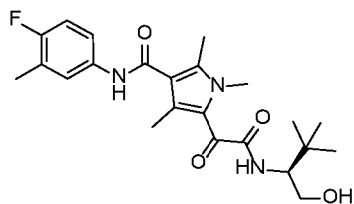
[00169] To a solution of **66d** (43.9 g, 121.89 mmol) in THF (200 mL) and MeOH (200 mL) was added 1N NaOH (300 mL). After 15 min the reaction mixture was partially concentrated to remove organics, diluted with EtOAc and partially concentrated again. The heterogeneous mixture was diluted with water and washed 4x EtOAc. The heterogeneous aqueous was acidified with conc. HCl to pH=1 and extracted with 4x EtOAc. The heterogeneous organic layer was washed with brine, filtered and the filter cake was washed with hexanes. The crude solids were suspended in EtOAc (200 mL) and hexanes (200 mL) and stirred for 1h at 45 °C, then cooled to ambient temperature, filtered and washed with hexanes. The solids were further dried in vacuo to provide the title compound **66e** (34.21 g, 84%) as an off-white solid. ¹H NMR (300 MHz, DMSO-d₆) 9.96 (s, 1H), 7.60 (d, *J*=6.9 Hz, 1H), 7.46 (m, 1H), 7.07 (t, *J*=9.6 Hz, 1H), 3.78 (s, 3H), 2.32 (s, 3H), 2.23 (s, 3H), 2.20 (s, 3H). ESI-MS, *m/z* 333 (MH)⁺.

Step 5: Synthesis of *N*-(4-fluoro-3-methylphenyl)-5-(2-((1-hydroxy-2-methylpropan-2-yl)amino)-2-oxoacetyl)-1,2,4-trimethyl-1H-pyrrole-3-carboxamide.

[00170] To a solution of **66e** (20 g, 60.18 mmol), 1-amino-2-methylpropan-2-ol (5.9 g, 66.20 mmol) and HATU (27.46 g, 72.22 mmol) in DMF (200 mL) at ambient temperature was added DIPEA (23.3 g, 180.54 mmol). After 2 h the reaction mixture was diluted with 1N HCl and extracted 4x EtOAc. The combined organics were washed sequentially with 1 N HCl, NaHCO₃ (sat), and brine, then dried over Na₂SO₄, filtered and concentrated. The crude solids were suspended in MeCN (100 mL) and water (100 mL) and stirred at 40 °C. After 1 h the mixture was cooled to ambient temperature and filtered. The filter cake was washed with 1:1 MeCN/water and dried in vacuo. The resultant tan solids were slurried in MeCN (60 mL) and stirred at 45 °C. After 1 h the mixture was

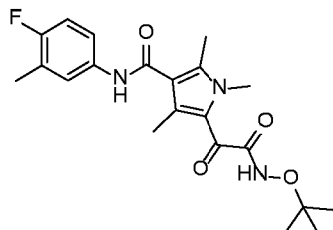
cooled to ambient temperature, filtered and washed with cold MeCN. The resultant solids were dried in vacuo to provide the title compound (17.5 g, 72%) as an off white solid. ¹H NMR (300 MHz, DMSO-d₆) 9.90 (s, 1H), 8.51 (t, *J*=5.1 Hz, 1H), 7.60 (d, *J*=6.9 Hz, 1H), 7.45 (t, *J*=3 Hz, 1H), 7.06 (t, *J*=9.3 Hz, 1H), 4.50 (s, 1H), 3.74 (s, 3H), 3.14 (d, *J*=5.7 Hz, 2H), 2.31 (s, 3H), 2.19 (m, 6H), 1.10 (m, 1H). ESI-MS, *m/z* 404.2 (MH)⁺.

EXAMPLE 67: Synthesis of (S)-N-(4-fluoro-3-methylphenyl)-5-(2-((1-hydroxy-3,3-dimethylbutan-2-yl)amino)-2-oxoacetyl)-1,2,4-trimethyl-1H-pyrrole-3-carboxamide.



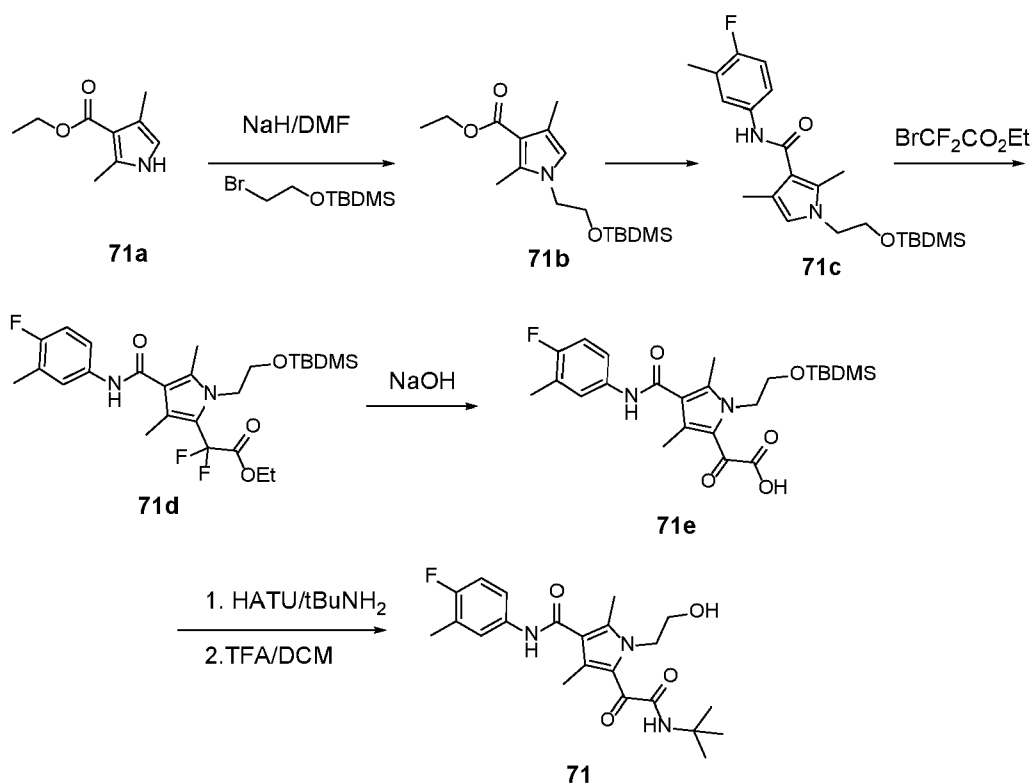
[00171] The title compounds were prepared following the procedure described in Example 2, Step 5, using *L-tert*-leucinol. The final product was purified by reverse phase chromatography eluted with ACN and water and dried using lyophilization to afford the title products as white solids. ESI-MS, *m/z* 432.2 (MH)⁺.

EXAMPLE 70: Synthesis of 5-(2-(*tert*-butoxyamino)-2-oxoacetyl)-N-(4-fluoro-3-methylphenyl)-1,2,4-trimethyl-1H-pyrrole-3-carboxamide.



[00172] The title compounds were prepared following the procedure described in Example 2, Step 5, using *O*-(*tert*-butyl)hydroxylamine. The final product was purified by flash chromatography on silica gel eluted with ethyl acetate and hexane to afford the title products as pale yellow solids. ESI-MS, *m/z* 404 (MH)⁺.

EXAMPLE 71: 5-(2-(tert-butylamino)-2-oxoacetyl)-N-(4-fluoro-3-methylphenyl)-1-(2-hydroxyethyl)-2,4-dimethyl-1H-pyrrole-3-carboxamide



Step 1: Synthesis of ethyl 1-(2-((tert-butyldimethylsilyl)oxy)ethyl)-2,4-dimethyl-1H-pyrrole-3-carboxylate (71b).

[00173] NaH (65% mineral oil, 1 g) was added to a solution of **71a** (2 g, 12 mmol) in DMF (100 mL) at 0 °C under argon. After 30 min., (2-bromoethoxy)(tert-butyl)dimethylsilane (3 g, 12.5 mmol in DMF 10 mL) was added dropwise. The mixture was stirred at 0 °C for 4 hrs. The reaction was carefully quenched with saturated NH_4Cl at 0 °C, then, extracted with EtOAc (3x50 mL). The combined extractions were washed with water/brine, concentrated in vacuo, and purified by flash chromatography on silica gel (EtOAc/Hexanes 0 ~ 100%) to afford the product as brown oil (3 g). ESI-MS, m/z 326 (MH)⁺.

Step 2: Synthesis of 1-(2-((tert-butyldimethylsilyl)oxy)ethyl)-N-(4-fluoro-3-methylphenyl)-2,4-dimethyl-1H-pyrrole-3-carboxamide (71c).

[00174] The title compounds were prepared following the procedure described in Example 2, Step 2. The final product was purified by flash chromatography on silica gel (EtOAc/Hexanes 0 ~ 100%) as brown solid. ESI-MS, m/z 405 (MH)⁺.

Step 3: Synthesis of ethyl 2-(1-(2-((tert-butyldimethylsilyl)oxy)ethyl)-4-((4-fluoro-3-methylphenyl)carbamoyl)-3,5-dimethyl-1H-pyrrol-2-yl)-2,2-difluoroacetate (71d).

[00175] A mixture of **71c** (0.4 g, 0.99 mmol), K_2CO_3 (0.5 g, 3.6 mmol), Xantphos (0.15 g, 0.26 mmol) and tetrakis(triphenylphosphine)palladium(0) (40 mg) in 1,4-dioxane (5 mL) was flushed with

argon, then, ethyl 2-bromo-2,2-difluoroacetate (0.5 g) was added under argon. The mixture was stirred at 100 °C for 20 hrs. After cooling to rt, the reaction mixture was diluted with EtOAc and washed with water/brine, concentrated in vacuo, and purified by flash chromatography on silica gel (EtOAc/Hexanes 0 ~ 40%) to afford the product as brown oil (0.25 g). ESI-MS, m/z 527 (MH)⁺.

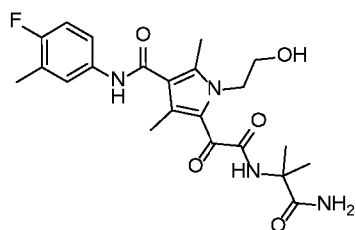
Step 4: Synthesis of 2-(1-(2-((tert-butyldimethylsilyl)oxy)ethyl)-4-((4-fluoro-3-methylphenyl)carbamoyl)-3,5-dimethyl-1H-pyrrol-2-yl)-2-oxoacetic acid (71e).

[00176] NaOH (2N, 2 mL) was added to a solution of 71d (0.25 g) in MeOH (4 mL) at rt. The mixture was stirred at rt for 2 hrs, then, carefully neutralized with HCl (0.5 N aqueous) to pH ~ 2 at 0 °C. The mixture was concentrated and lyophilized to afford crude product as white solid. ESI-MS, m/z 477 (MH)⁺.

Step 5: Synthesis of N-(4-fluoro-3-methylphenyl)-1-(2-hydroxyethyl)-5-(2-(isopropylamino)-2-oxoacetyl)-2,4-dimethyl-1H-pyrrole-3-carboxamide (71).

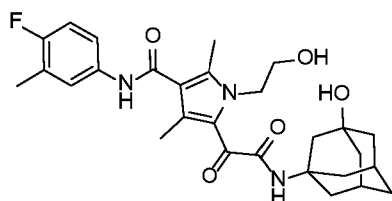
[00177] HATU (60 mg, 0.16 mmol) was added to a solution of crude 71e (40 mg, 0.08mmol) in DMA (0.75 mL) at 0 °C. After 20 min, *tert*-butylamine (10 mg, 0.14) and DIPEA (25 mg, 0.19 mmol) in DMA (0.4 mL) were added. The reaction mixture was stirred at rt for 20 hrs. The reaction mixture was quenched with aqueous HCl (0.2N, 2 mL), then, extracted with EtOAc (10 mL). The organic layer was washed with water and brine, and concentrated in vacuo. The residue was dissolved in DCM (1 mL) at 0 °C, then, added TFA (0.6 mL). After 4 hrs, the mixture was concentrated, and purified by reverse phase chromatography eluted with ACN and water, and dried using lyophilization to afford the title product as white solid. ESI-MS, m/z 418 (MH)⁺.

EXAMPLE 72: 5-(2-((1-amino-2-methyl-1-oxopropan-2-yl)amino)-2-oxoacetyl)-N-(4-fluoro-3-methylphenyl)-1-(2-hydroxyethyl)-2,4-dimethyl-1H-pyrrole-3-carboxamide



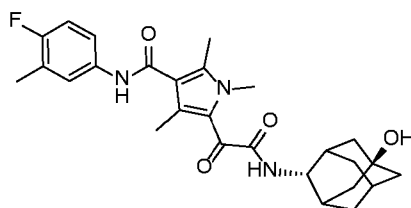
[00178] The title compounds were prepared following the procedure described in Example 71, Step 5, using 2-amino-2-methylpropanamide. The final product was purified by reverse phase chromatography eluted with ACN and water and dried using lyophilization to afford the title products as white solids. ESI-MS, m/z 447 (MH)⁺.

EXAMPLE 73: N-(4-fluoro-3-methylphenyl)-5-(2-(((1*r*,3*s*,5*R*,7*S*)-3-hydroxyadamantan-1-yl)amino)-2-oxoacetyl)-1-(2-hydroxyethyl)-2,4-dimethyl-1*H*-pyrrole-3-carboxamide



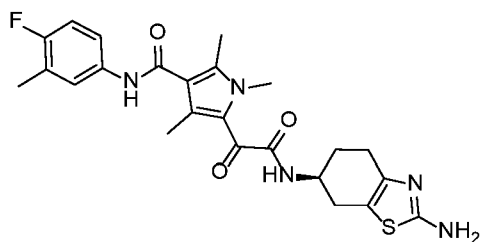
[00179] The title compounds were prepared following the procedure described in Example 71, Step 5, using 3-aminoadamantan-1-ol. The final product was purified by reverse phase chromatography eluted with ACN and water and dried using lyophilization to afford the title products as white solids. ESI-MS, m/z 512 (MH)⁺.

EXAMPLE 74: N-(4-fluoro-3-methylphenyl)-5-(2-(((1*R*,2*s*,3*S*,5*s*,7*s*)-5-hydroxyadamantan-2-yl)amino)-2-oxoacetyl)-1,2,4-trimethyl-1*H*-pyrrole-3-carboxamide



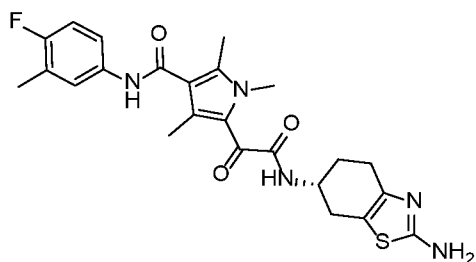
[00180] The title compounds were prepared following the procedure described in Example 2, Step 5, using trans-4-aminoadamantan-1-ol. The final product was purified by reverse phase chromatography eluted with ACN and water and dried using lyophilization to afford the title products as white solids. ESI-MS, m/z 482 (MH)⁺.

EXAMPLE 75: (S)-5-(2-((2-amino-4,5,6,7-tetrahydrobenzo[d]thiazol-6-yl)amino)-2-oxoacetyl)-N-(4-fluoro-3-methylphenyl)-1,2,4-trimethyl-1*H*-pyrrole-3-carboxamide



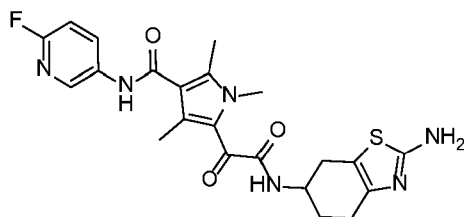
[00181] The title compounds were prepared following the procedure described in Example 2, Step 5, using (S)-4,5,6,7-tetrahydrobenzo[d]thiazole-2,6-diamine. The final product was purified by reverse phase chromatography eluted with ACN and water and dried using lyophilization to afford the title products as white solids. ESI-MS, m/z 484 (MH)⁺.

EXAMPLE 76: (R)-5-(2-((2-amino-4,5,6,7-tetrahydrobenzo[d]thiazol-6-yl)amino)-2-oxoacetyl)-N-(4-fluoro-3-methylphenyl)-1,2,4-trimethyl-1H-pyrrole-3-carboxamide



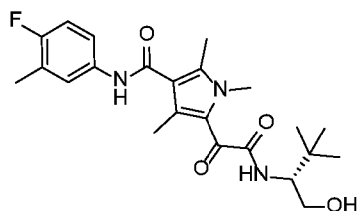
[00182] The title compounds were prepared following the procedure described in Example 2, Step 5, using (R)-4,5,6,7-tetrahydrobenzo[d]thiazole-2,6-diamine. The final product was purified by reverse phase chromatography eluted with ACN and water and dried using lyophilization to afford the title products as white solids. ESI-MS, m/z 484 (MH)⁺.

EXAMPLE 77: 5-(2-((2-amino-4,5,6,7-tetrahydrobenzo[d]thiazol-6-yl)amino)-2-oxoacetyl)-N-(6-fluoropyridin-3-yl)-1,2,4-trimethyl-1H-pyrrole-3-carboxamide



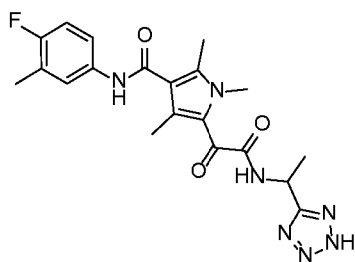
[00183] The title compounds were prepared following the procedure described in Example 5, Step 5, using 4,5,6,7-tetrahydrobenzo[d]thiazole-2,6-diamine. The final product was purified by reverse phase chromatography eluted with ACN and water and dried using lyophilization to afford the title products as white solids. ESI-MS, m/z 471 (MH)⁺.

EXAMPLE 78: Synthesis of (R)-N-(4-fluoro-3-methylphenyl)-5-(2-((1-hydroxy-3,3-dimethylbutan-2-yl)amino)-2-oxoacetyl)-1,2,4-trimethyl-1H-pyrrole-3-carboxamide.



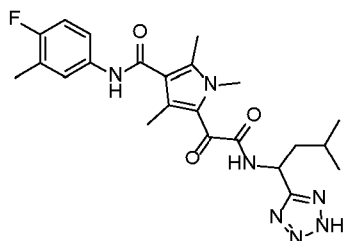
[00184] The title compounds were prepared following the procedure described in Example 2, Step 5, using *D-tert*-leucinol. The final product was purified by reverse phase chromatography eluted with ACN and water and dried using lyophilization to afford the title products as white solids. ESI-MS, m/z 432.2(MH)⁺.

EXAMPLE 79: Synthesis of 5-(2-((1-(2H-tetrazol-5-yl)ethyl)amino)-2-oxoacetyl)-N-(4-fluoro-3-methylphenyl)-1,2,4-trimethyl-1H-pyrrole-3-carboxamide.



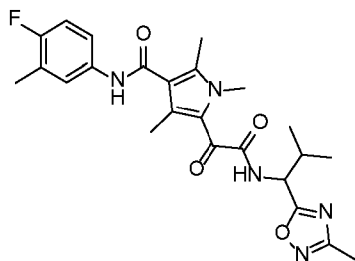
[00185] The title compounds were prepared following the procedure described in Example 2, Step 5, using 1-(2H-tetrazol-5-yl) ethan-1-amine. The final product was purified by reverse phase chromatography eluted with ACN and water and dried using lyophilization to afford the title products as white solids. ESI-MS, m/z 428 (MH)⁺.

EXAMPLE 80: Synthesis of N-(4-fluoro-3-methylphenyl)-1,2,4-trimethyl-5-(2-((3-methyl-1-(2H-tetrazol-5-yl)butyl)amino)-2-oxoacetyl)-1H-pyrrole-3-carboxamide.



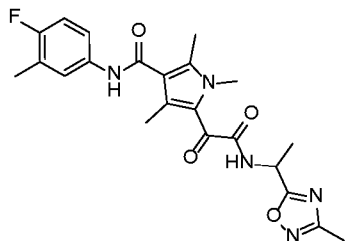
[00186] The title compounds were prepared following the procedure described in Example 2, Step 5, using 3-methyl-1-(2H-tetrazol-5-yl)butan-1-amine. The final product was purified by reverse phase chromatography eluted with ACN and water and dried using lyophilization to afford the title products as white solids. ESI-MS, m/z 470 (MH)⁺.

EXAMPLE 81: Synthesis of N-(4-fluoro-3-methylphenyl)-1,2,4-trimethyl-5-(2-((2-methyl-1-(3-methyl-1,2,4-oxadiazol-5-yl)propyl)amino)-2-oxoacetyl)-1H-pyrrole-3-carboxamide.



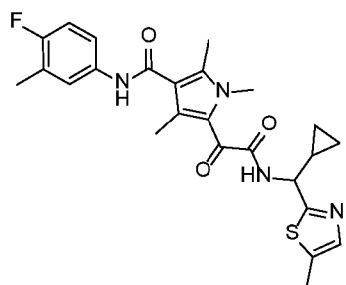
[00187] The title compounds were prepared following the procedure described in Example 2, Step 5, using 2-methyl-1-(3-methyl-1,2,4-oxadiazol-5-yl)propan-1-amine. The final product was purified by flash chromatography on silica gel eluted with ethyl acetate and hexane to afford the title products as white solids. ESI-MS, m/z 470 (MH)⁺.

EXAMPLE 82: Synthesis of N-(4-fluoro-3-methylphenyl)-1,2,4-trimethyl-5-(2-((1-(3-methyl-1,2,4-oxadiazol-5-yl)ethyl)amino)-2-oxoacetyl)-1H-pyrrole-3-carboxamide.



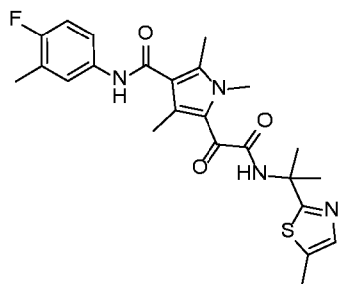
[00188] The title compounds were prepared following the procedure described in Example 2, Step 5, using 1-(3-methyl-1,2,4-oxadiazol-5-yl)ethan-1-amine. The final product was purified by flash chromatography on silica gel eluted with ethyl acetate and hexane to afford the title products as white solids. ESI-MS, m/z 470 (MH)⁺.

EXAMPLE 83: Synthesis of 5-(2-((cyclopropyl(5-methylthiazol-2-yl)methyl)amino)-2-oxoacetyl)-N-(4-fluoro-3-methylphenyl)-1,2,4-trimethyl-1H-pyrrole-3-carboxamide.



[00189] The title compounds were prepared following the procedure described in Example 2, Step 5, using cyclopropyl(5-methylthiazol-2-yl)methanamine. The final product was purified by reverse phase chromatography eluted with ACN and water and dried using lyophilization to afford the title products as white solids. ESI-MS, m/z 483 (MH)⁺.

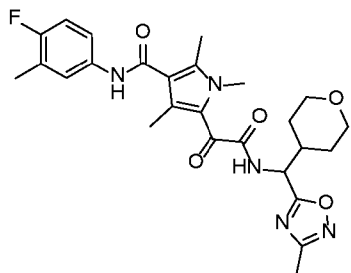
EXAMPLE 84: Synthesis of N-(4-fluoro-3-methylphenyl)-1,2,4-trimethyl-5-(2-((2-(5-methylthiazol-2-yl)propan-2-yl)amino)-2-oxoacetyl)-1H-pyrrole-3-carboxamide



[00190] The title compounds were prepared following the procedure described in Example 2, Step 5, using 2-(5-methylthiazol-2-yl)propan-2-amine. The final product was purified by flash

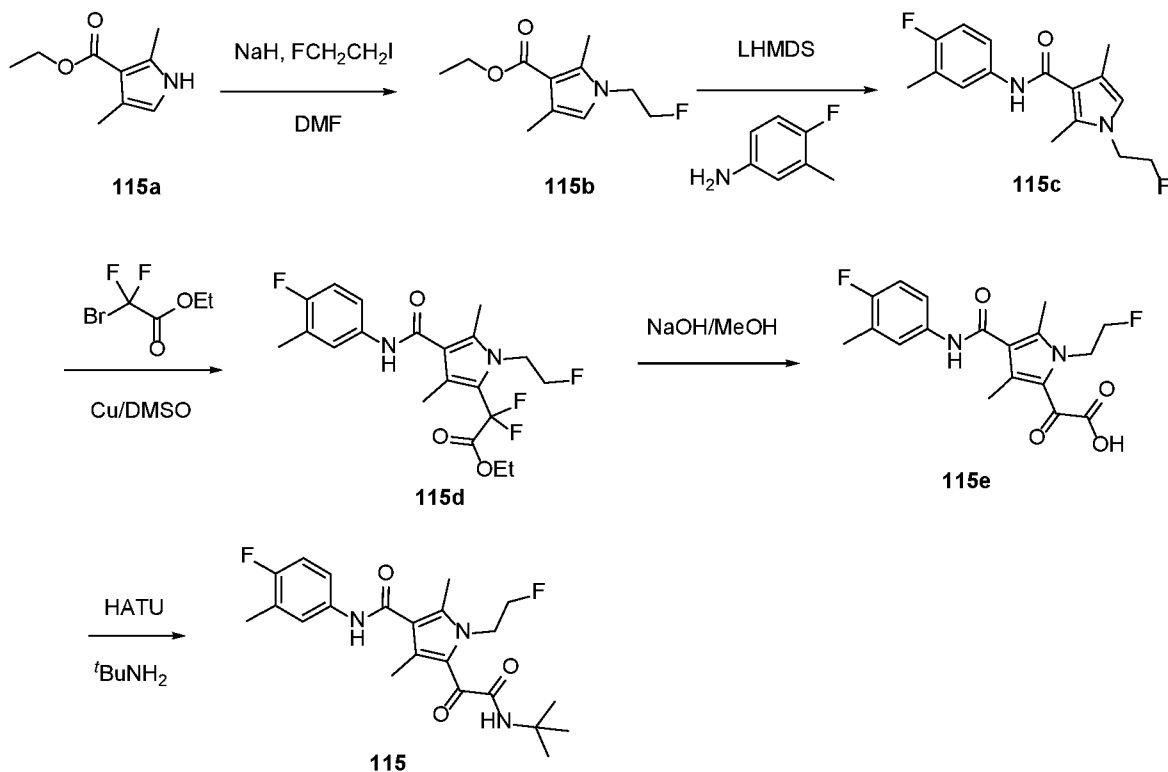
chromatography on silica gel eluted with ethyl acetate and hexane to afford the title products as pale yellow solids. ESI-MS, m/z 471 (MH)⁺.

EXAMPLE 85: Synthesis of N-(4-fluoro-3-methylphenyl)-1,2,4-trimethyl-5-(2-(((3-methyl-1,2,4-oxadiazol-5-yl)(tetrahydro-2H-pyran-4-yl)methyl)amino)-2-oxoacetyl)-1H-pyrrole-3-carboxamide



[00191] The title compounds were prepared following the procedure described in Example 2, Step 5, using (3-methyl-1,2,4-oxadiazol-5-yl)(tetrahydro-2H-pyran-4-yl)methanamine. The final product was purified by flash chromatography on silica gel eluted with ethyl acetate and hexane to afford the title products as white solids. ESI-MS, m/z 512 (MH)⁺.

EXAMPLE 115: Synthesis of 5-(2-(tert-butylamino)-2-oxoacetyl)-N-(4-fluoro-3-methylphenyl)-1-(2-fluoroethyl)-2,4-dimethyl-1H-pyrrole-3-carboxamide.



Step 1: Synthesis of ethyl 1-(2-fluoroethyl)-2,4-dimethyl-1H-pyrrole-3-carboxylate (115b).

[00192] The title compounds were prepared following the procedure described in Example 71, Step 1 using 1-fluoro-2-iodoethane instead of (2-bromoethoxy)(tert-butyl)dimethylsilane. The final product was purified by flash chromatography on silica gel (EtOAc/Hexanes 0 ~ 100%) as white solid (3 g): ESI-MS, m/z 214.1 (MH)⁺.

Step 2: Synthesis of N-(4-fluoro-3-methylphenyl)-1-(2-fluoroethyl)-2,4-dimethyl-1H-pyrrole-3-carboxamide (115c).

[00193] The title compounds were prepared following the procedure described in Example 71, Step 2. The final product was purified by flash chromatography on silica gel (EtOAc/Hexanes 0 ~ 100%) as yellow solid (3 g): ¹HNMR (300 MHz, CDCl₃) δ 7.46 (dd, 1H, J = 2.4 & 6.6 Hz), 7.24 - 7.28 (m, 1H), 6.95 (dd, 1H, J = 8.7 & 9.3 Hz), 6.42 (s, 1H), 4.68 (dd, 1H, J = 4.2 & 5.1 Hz), 4.53 (dd, 1H, J = 4.5 & 5.4 Hz), 4.13 (dd, 1H, J = 4.8 & 5.4 Hz), 4.04 (dd, 1H, J = 4.8 & 5.7 Hz), 2.49 (s, 3H), 2.29 (s, 3H), 2.27 (s, 3H); ESI-MS, m/z 293.1 (MH)⁺.

Step 3: Synthesis of ethyl 2,2-difluoro-2-(4-((4-fluoro-3-methylphenyl)carbamoyl)-1-(2-fluoroethyl)-3,5-dimethyl-1H-pyrrol-2-yl)acetate (115d).

[00194] Ethyl 2-bromo-2,2-difluoroacetate (0.6 mL) was added to a mixture of **115c** (0.6 g, 2.1 mmol) and Cu (0.6 g, 9.4 mmol) in DMSO (10 mL) at rt. The mixture was flushed with argon, then, heated at 60 °C for 24 hrs. After cooled to rt, the reaction mixture was diluted with EtOAc, washed with aqueous NH₄Cl and brine. The organic layer was dried over Na₂SO₄, filtered, concentrated in vacuo, and purified by flash chromatography on silica gel (EtOAc/Hexanes 0 ~ 100%) to afford the product as white solid (0.6 g, 70%). ESI-MS, m/z 415.1 (MH)⁺.

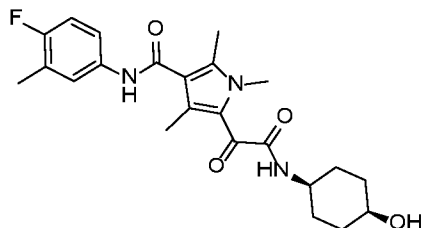
Step 4: Synthesis of 2-(4-((4-fluoro-3-methylphenyl)carbamoyl)-1-(2-fluoroethyl)-3,5-dimethyl-1H-pyrrol-2-yl)-2-oxoacetic acid (115e).

[00195] NaOH (2 N, 3 mL) was added to a solution of **115d** (0.2 g, 0.48 mmol) in MeOH (3 mL) at 0 °C. The mixture was warmed to rt for 20 hrs. The reaction mixture was diluted with EtOAc, cooled with ice-water and carefully neutralized with aqueous HCl (0.5 N) to pH ~ 2. The organic layer was washed with brine, concentrated and dried to afford crude product **115e** as white solid: ESI-MS, m/z 365.1 (MH)⁺.

Step 5: Synthesis of 5-(2-(tert-butylamino)-2-oxoacetyl)-N-(4-fluoro-3-methylphenyl)-1-(2-fluoroethyl)-2,4-dimethyl-1H-pyrrole-3-carboxamide.

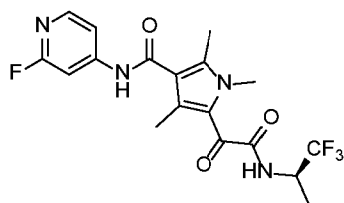
[00196] HATU (90 mg, 0.24 mmol) was added to a solution of **115e** (60 mg) in DMA (0.75 mL) at 0 °C, then, a solution of tert-butylamine (20 mg, 0.28) and DIPEA (50 mg, 0.38 mmol) in DMA (0.4 mL) was added dropwise. The reaction mixture was warmed to rt for 20 hrs. The reaction mixture was quenched with aqueous HCl (0.2 N), and extracted with EtOAc. The organic layer was washed with water and brine, concentrated in vacuo, then, purified by reverse phase chromatography eluted with ACN and water, and dried using lyophilization to afford the title product as white solid. ESI-MS, m/z 420.2 (MH)⁺.

EXAMPLE 137: Synthesis of *N*-(4-fluoro-3-methylphenyl)-5-(2-(((1*s*,4*s*)-4-hydroxycyclohexyl)amino)-2-oxoacetyl)-1,2,4-trimethyl-1*H*-pyrrole-3-carboxamide.



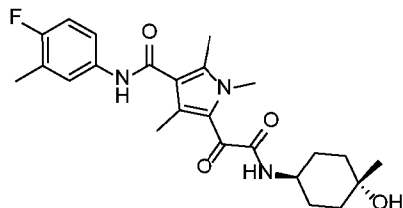
[00197] To a mixture of intermediate **66e** from Example 66 (3.2 g, 9.63 mmol), *cis*-4-hydroxycyclohexylamine hydrochloride (1.61 g, 10.59 mmol) and HATU (4.39 g, 11.56 mmol) in DMF (40 mL) at ambient temperature was added DIPEA (6.22 g, 48.15 mmol). After 2 h the reaction mixture was diluted into 1N HCl and extracted 3x EtOAc. The combined organics were washed sequentially with 1 N HCl, NaHCO₃ (sat), and brine, dried over Na₂SO₄, filtered and concentrated. The crude solids were concentrated from MeCN then suspended in MeCN and warmed to 40 °C. After 1 h the mixture was cooled to ambient temperature, filtered and washed with MeCN and the resultant solids were dried in vacuo. The solids were again suspended in MeCN and warmed to 40 °C. After 1 h the mixture was cooled to ambient temperature, filtered and washed with MeCN and the resultant solids were dried in vacuo to provide the title compound (2.52 g, 61%) as an off-white solid. ¹H NMR (400 MHz, DMSO-*d*₆) δ 9.91 (s, 1H), 8.60 (d, *J*=7.5 Hz, 1H), 7.59 (d, *J*=6.9 Hz, 1H), 7.46 (m, 1H), 7.06 (t, *J*=9.3 Hz, 1H), 4.38 (m, 1H), 3.75 (s, 3H), 3.68 (m, 2H), 2.31 (s, 3H), 2.20 (m, 6H), 1.70-1.40 (m, 8H). ESI-MS, *m/z* 430.2 (MH)⁺.

EXAMPLE 170: Synthesis of (*R*)-*N*-(2-fluoropyridin-4-yl)-1,2,4-trimethyl-5-(2-oxo-2-((1,1,1-trifluoropropan-2-yl)amino)acetyl)-1*H*-pyrrole-3-carboxamide.



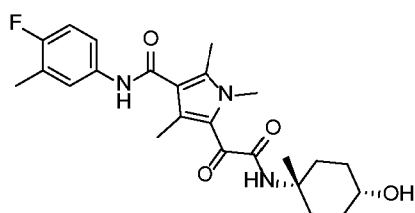
[00198] The title compound was prepared following the procedure described in Example 2, substituting 2-fluoro-4-aminopyridine for 4-fluoro-3-methylaniline in Step 2, and substituting (*R*)-1,1,1-trifluoropropan-2-amine for *tert*-butylamine in Step 5. The final product was purified by reverse phase chromatography eluted with ACN and water and dried using lyophilization to afford the title products as white solids.: ¹H NMR (400 MHz, CD₃OD) δ 8.06 (d, 1H, *J* = 9.3 Hz), 7.52 (s, 1H), 7.42 (d, 1H, *J* = 6.1 Hz), 4.7 - 4.8 (m, 1H), 3.84 (s, 3H), 2.4 (s, 3H), 2.31 (s, 3H), 1.4 (d, 3H, *J* = 6.9 Hz). ESI-MS, *m/z* 415.1 (MH)⁺.

EXAMPLE 213: Synthesis of N-(4-fluoro-3-methylphenyl)-5-(2-(((1*r*,4*r*)-4-hydroxy-4-methylcyclohexyl)amino)-2-oxoacetyl)-1,2,4-trimethyl-1*H*-pyrrole-3-carboxamide.



[00199] The title compound was prepared following the procedure described in Example 2, Step 5, using (1*r*,4*r*)-4-amino-1-methylcyclohexan-1-ol. The final product was purified by reverse phase chromatography eluted with ACN and water and dried using lyophilization to afford the title product as a white solid. ¹H NMR (300 MHz, CD₃OD) δ 8.69 (d, *J*=7.5 Hz, 1H), 7.59-7.42 (m, 2H), 7.00 (t, *J*=9.0 Hz, 1H), 3.86-3.81 (m, 4H), 2.38 (s, 3H), 2.32 (s, 3H), 2.26 (s, 3H), 1.97-1.91 (m, 2H), 1.72-1.49 (m, 6H), 1.24 (s, 3H). ESI-MS, *m/z* 444.2 (MH)⁺.

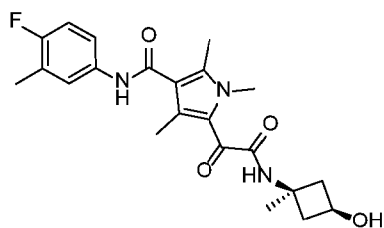
EXAMPLE 228: Synthesis of N-(4-fluoro-3-methylphenyl)-5-(2-(((1*s*,4*s*)-4-hydroxy-1-methylcyclohexyl)amino)-2-oxoacetyl)-1,2,4-trimethyl-1*H*-pyrrole-3-carboxamide.



[00200] The title compound was prepared following the procedure described in Example 2, using (1*s*,4*s*)-4-amino-4-methylcyclohexan-1-ol in Step 5. The final product was purified by reverse phase chromatography eluted with ACN and water and dried using lyophilization to afford the title product as a white solid. ¹H NMR (400 MHz, CD₃OD) δ 7.4 - 7.5 (m, 2H), 6.99 (dd, 1H, *J* = 7.8, 9.3 Hz), 3.81 (s, 3H), 3.80 (br m, 1H), 2.38 (s, 3H), 2.36 (s, 3H), 2.26 (s, 3H), 1.8 - 2.0 (m, 6H), 1.5 - 1.6 (m, 2H), 1.46 (s, 3H). ESI-MS, *m/z* 444.2 (MH)⁺.

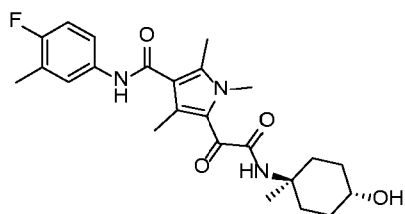
07 10 22

EXAMPLE 267: Synthesis of N-(4-fluoro-3-methylphenyl)-5-(2-(((1s,3s)-3-hydroxy-1-methylcyclobutyl)amino)-2-oxoacetyl)-1,2,4-trimethyl-1H-pyrrole-3-carboxamide.



[00201] The title compound was prepared following the procedure described in Example 2, using (1s,3s)-3-amino-3-methylcyclobutan-1-ol in Step 5. The final product was purified by reverse phase chromatography eluted with ACN and water and dried using lyophilization to afford the title product as a white solid. ¹H NMR (400 MHz, CD₃OD) δ 7.43 - 7.49 (m, 2H), 7.0 (dd, 1H, *J* = 8.7, 9.3 Hz), 4.1 - 4.2 (m, 1H), 3.82 (s, 3H), 2.5 - 2.6 (m, 2H), 2.38 (s, 3H), 2.37 (s, 3H), 2.2 - 2.3 (m, 5H), 1.47 (s, 3H). ESI-MS, *m/z* 416 (MH)⁺.

EXAMPLE 273: Synthesis of N-(4-fluoro-3-methylphenyl)-5-(2-(((1r,4r)-4-hydroxy-1-methylcyclohexyl)amino)-2-oxoacetyl)-1,2,4-trimethyl-1H-pyrrole-3-carboxamide.



[00202] The title compound was prepared following the procedure described in Example 2, using (1r,4r)-4-amino-4-methylcyclohexan-1-ol in Step 5. The final product was purified by reverse phase chromatography eluted with ACN and water and dried using lyophilization to afford the title product as a white solid. ¹H NMR (400 MHz, CD₃OD) δ 7.4 - 7.5 (m, 2H), 6.99 (dd, 1H, *J* = 7.8, 9.3 Hz), 3.82 (s, 3H), 3.5 - 3.7 (m, 1H), 2.38 (s, 3H), 2.37 (s, 3H), 2.2 - 2.3 (m, 2H), 1.5 - 1.8 (m, 6H), 1.42 (s, 3H). ESI-MS, *m/z* 445 (MH)⁺.

Synthesis of Example compounds 23-26, 28, 30-33, 35, 39-41, 44-46, 51, 52, 54-58, 60-62, 68, 69, 86-114, 116-136, 138-169, 171-212, 214-227, 229-266, 268-272, 274-359 (structures shown in Table 1).

[00203] Examples 23-26, 28, 30-33, 35, 39-41, 44-46, 51, 52, 54-58, 60-62, 68, 69, 86-114, 119-129, 131-136, 138-169, 171-176, 181-193, 199-200, 204-209, 211, 212, 214-221, 223, 231-240, 242-266, 268-272, and 274-359 (structures shown in Table 1) were prepared in analogy to the procedures described above for Example 2, utilizing the appropriate aryl amine in Step 2, and requisite amine in Step 5. The observed MS data for these Examples are shown in Table 1.

[00204] Example compounds 116-118, 130, 177-180, 194-198, 201-203, 210, 222, 224-227, 229, 230, and 241 (structures shown in Table 1), bearing a 1-(2-fluoroethyl) pyrrole moiety were prepared in analogy to the procedures described above for Example 115, utilizing the appropriate aryl amine in Step 2, and requisite amine in Step 5. The observed MS data for these Examples are shown in Table 1.

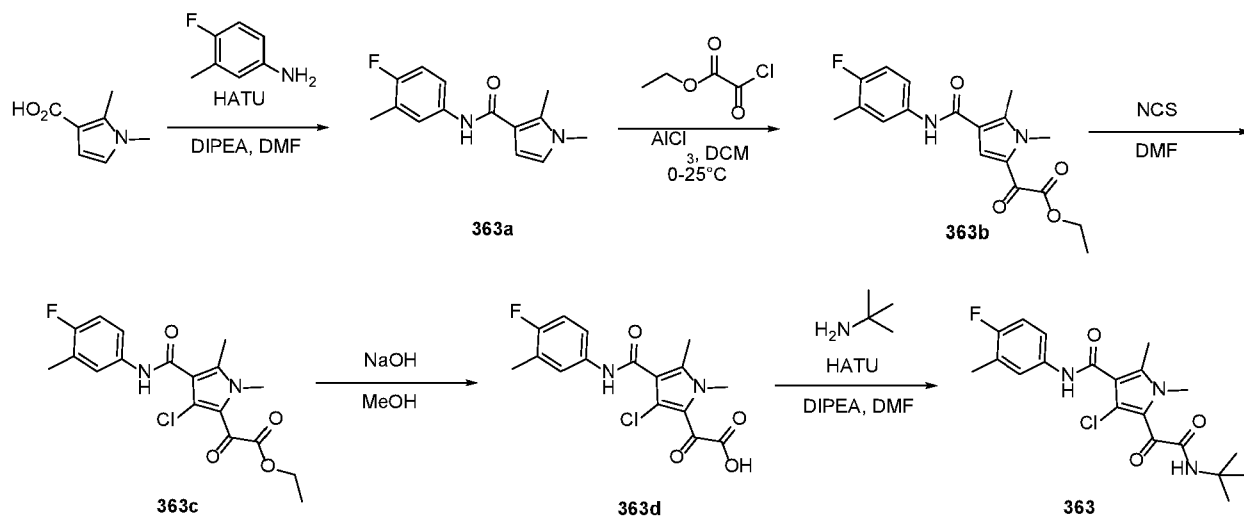
Synthesis of Example compounds 360 and 361 (structures shown in Table 1).

[00205] These Example compounds bearing a 1-(2-hydroxyethyl) pyrrole moiety may be prepared in analogy to the procedures described above for Example 50, utilizing the requisite amine in Step 5.

EXAMPLE 362: Synthesis of 5-(2-(tert-butylamino)-2-oxoacetyl)-N-(5-fluoropyridin-2-yl)-1,2,4-trimethyl-1H-pyrrole-3-carboxamide (structure shown in Table 1).

[00206] The title compound may be prepared according to the procedure of Example 2, utilizing 5-fluoro-2-aminopyridine in Step 2, and tert-butyl amine in Step 5.

EXAMPLE 363: Synthesis of 5-(2-(tert-butylamino)-2-oxoacetyl)-4-chloro-N-(4-fluoro-3-methylphenyl)-1,2-dimethyl-1H-pyrrole-3-carboxamide.



Step 1: Synthesis of N-(4-fluoro-3-methylphenyl)-1,2-dimethyl-1H-pyrrole-3-carboxamide (363a).

[00207] To a solution of 1,2-dimethyl-1H-pyrrole-3-carboxylic acid (1.0 g, 7.19 mmol), 3-methyl-4-fluoroaniline (989 mg, 7.91 mmol) and HATU (3.28 g, 8.63 mmol) in DMF (20 mL) was added DIPEA (3.76 mL, 21.57 mmol). After 96h, the reaction mixture was warmed to 50°C. After an additional 16h, the reaction mixture was cooled to ambient temperature, diluted with EtOAc and washed successively with 1N HCl, NaHCO₃ (sat), and brine. The organic layer was dried over Na₂SO₄, filtered and concentrated *in vacuo*. The crude residue was purified via flash chromatography

on silica gel (EtOAc/hexanes 5-60%) to afford the title compound (690 mg, 39%) as an off-white solid ESI-MS, m/z 247.2 (MH)⁺

Step 2: Synthesis of ethyl 2-(4-((4-fluoro-3-methylphenyl)carbamoyl)-1,5-dimethyl-1H-pyrrol-2-yl)-2-oxoacetate (363b).

[00208] To a solution of **363a** (690 mg, 2.8 mmol) in DCM (30 mL) at 0°C was added ethyl 2-chloro-2-oxoacetate (847 μ L, 7.56 mmol). After 15 min, AlCl₃ (933 mg, 7.0 mmol) was added in several portions and then the reaction mixture was allowed to warm slowly to ambient temperature. After 16 h, the reaction mixture was quenched slowly with ice, diluted with water and separated. The aqueous layer was further extracted with DCM, then the combined organics were washed with water, NaHCO₃ (sat) and brine, dried over Na₂SO₄, filtered and concentrated *in vacuo*. The crude residue was purified via flash chromatography on silica gel (EtOAc/hexanes 5-80%) to afford the title compound (600 mg, 62%) as an off-white solid ESI-MS, m/z 347.1 (MH)⁺

Step 3: Synthesis of ethyl 2-(3-chloro-4-((4-fluoro-3-methylphenyl)carbamoyl)-1,5-dimethyl-1H-pyrrol-2-yl)-2-oxoacetate (363c).

[00209] To a solution of **363b** (600 mg, 1.73 mmol) in DMF (10 mL) was added *N*-chlorosuccinimide (694 mg, 5.2 mmol). After 16 h, the reaction mixture was diluted with EtOAc and washed successively with 2 x 1 N HCl, NaHCO₃ (sat) and brine, dried over Na₂SO₄, filtered and concentrated. The crude residue was purified via flash chromatography on silica gel (EtOAc/hexanes 5-70%) to afford the title compound (400 mg, 61%) as a pale yellow solid ESI-MS, m/z 415.1 (MNa)⁺

Step 4: Synthesis of 2-(3-chloro-4-((4-fluoro-3-methylphenyl)carbamoyl)-1,5-dimethyl-1H-pyrrol-2-yl)-2-oxoacetic acid (363d).

[00210] To a solution of **363c** (400 mg, 1.05 mmol) in MeOH (10 mL) was added 1 N NaOH (2.1 mL). After 2 h, the reaction mixture was diluted with 1 N HCl to pH ~1 then concentrated three times from MeOH. Salts were triturated with DCM and the mixture was filtered and concentrated to afford the title compound (370 mg, quant) and an off-white solid ESI-MS, m/z 353.1 (MH)⁺

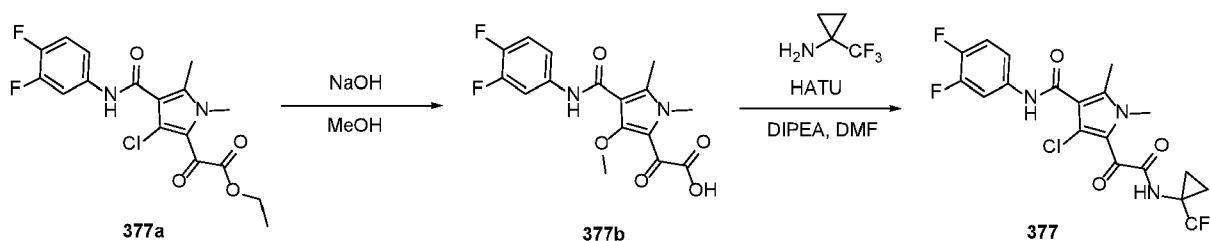
Step 5: Synthesis 5-(2-(tert-butylamino)-2-oxoacetyl)-4-chloro-*N*-(4-fluoro-3-methylphenyl)-1,2-dimethyl-1H-pyrrole-3-carboxamide (363).

[00211] To a solution of **363d** (50 mg, 0.14 mmol), *tert*-butyl amine (12 mg, 0.16 mmol), and HATU (64 mg, 0.17 mmol) in DMF (1 mL) was added DIPEA (73 μ L, 0.42 mmol). After 1 h the reaction mixture was diluted into 1 N HCl and extracted 3x with EtOAc. The combined organics were washed with 1 N HCl, NaHCO₃ (sat) and brine, dried over Na₂SO₄, filtered and concentrated. The crude residue was purified *via* reverse phase chromatography eluted with ACN and water and dried using lyophilization to afford the title products as white solids. ESI-MS, m/z 406.2 (MH)⁺.

Synthesis of Example compounds 364-376 (structures shown in Table 1).

[00212] Examples 374-376 were prepared in analogy to the procedures described above for Example 363, utilizing the appropriate aryl amine in Step 1, and requisite amine in Step 5. The observed MS data for these Examples are shown in Table 1.

EXAMPLE 377: Synthesis of N-(3,4-difluorophenyl)-4-methoxy-1,2-dimethyl-5-(2-oxo-2-((1-(trifluoromethyl)cyclopropyl)amino)acetyl)-1H-pyrrole-3-carboxamide.



[00213] Compound **377a** was prepared in analogy to the procedures described above for Example 363, utilizing 3,4-difluoroaniline in Step 1.

Step 1: Synthesis of 2-(4-((3,4-difluorophenyl)carbamoyl)-3-methoxy-1,5-dimethyl-1H-pyrrol-2-yl)-2-oxoacetic acid (**377b**).

[00214] To a solution of **377a** (2.31 g, 6.0 mmol) in MeOH (20 mL) and THF (20 mL) was added 1 N NaOH (7 mL). After 2 h the reaction mixture was concentrated to remove organics, diluted with water and washed with EtOAc. The aqueous layer was acidified to pH ~1 using conc. HCl and extracted 3x with EtOAc. The combined organics were washed with brine, dried over Na₂SO₄, filtered and concentrated to afford the title compound (1.28 g, 60%) as a foamy tan solid which was taken forward without further purification ESI-MS, m/z 353.1 (MH)⁺

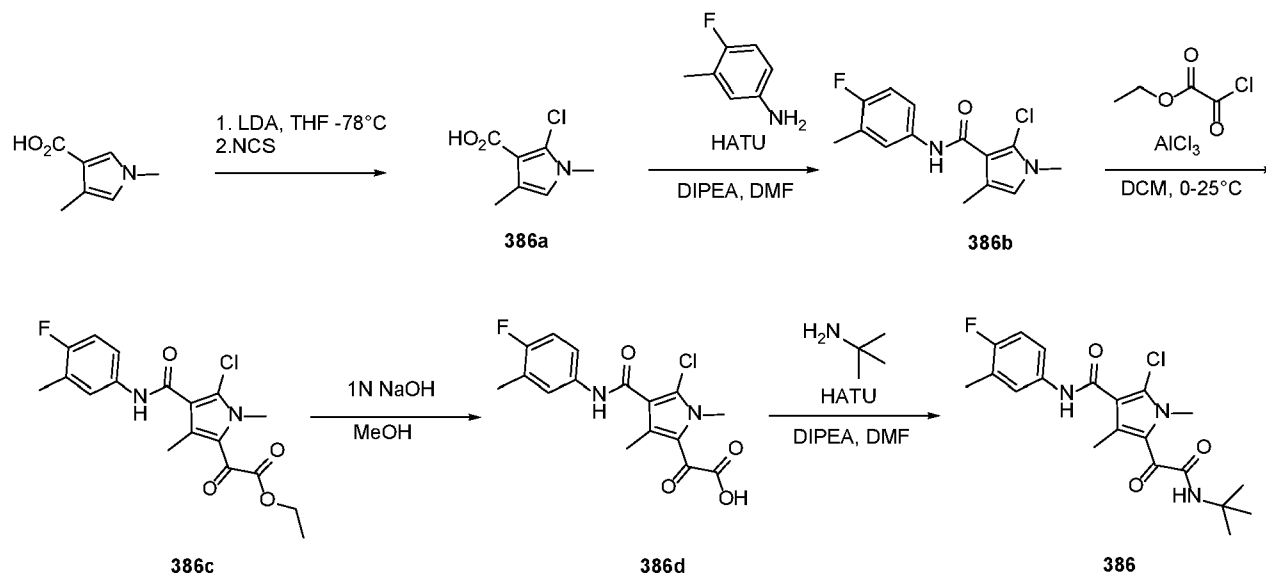
Step 2: Synthesis of N-(4-fluoro-3-methylphenyl)-4-methoxy-1,2-dimethyl-5-(2-oxo-2-((1-(trifluoromethyl)cyclopropyl)amino)acetyl)-1H-pyrrole-3-carboxamide (**377**).

[00215] To a solution of **377b** (50 mg, 0.14 mmol), 1-(trifluoromethyl)cyclopropan-1-amine hydrochloride (24 mg, 0.15 mmol) and HATU (65 mg, 0.17 mmol) in DMF (1 mL) was added DIPEA (122 μL, 0.7 mmol). After 2 h the reaction mixture was purified directly via reverse phase HPLC eluted with ACN and water and dried using lyophilization to afford the title product as a white solid. ESI-MS, m/z 460.2 (MH)⁺.

Synthesis of Example compounds 378-385 (structures shown in Table 1).

[00216] Examples 378-385 were prepared in analogy to the procedures described above for Example 377, utilizing the requisite amine in Step 2. The observed MS data for these Examples are shown in Table 1.

EXAMPLE 386: Synthesis of 5-(2-(tert-butylamino)-2-oxoacetyl)-2-chloro-N-(4-fluoro-3-methylphenyl)-1,4-dimethyl-1H-pyrrole-3-carboxamide.



Step 1: Synthesis of 2-chloro-1,4-dimethyl-1H-pyrrole-3-carboxylic acid (386a).

[00217] To a solution of 1,4-dimethyl-1H-pyrrole-3-carboxylic acid (1.0 g, 7.19 mmol) in THF (50 mL) at -78°C was added LDA (7.9 mL, 15.8 mmol, 2 M THF/benzene) dropwise over 20 min. After 2h, a solution of NCS (1.15 g, 8.63 mmol) in THF (20 mL) was added dropwise over 20 min and the cooling bath was removed. After 16 h, the reaction mixture was diluted with 1N HCl and extracted 3x EtOAc. The combined organics were washed with 2x water, NaHCO_3 (sat) and brine, dried over Na_2SO_4 , filtered and concentrated. The crude residue was purified *via* reverse phase HPLC eluting with ACN and water and dried using lyophilization to afford the title product (770 mg, 62%) as an off-white solid. ESI-MS, m/z 174.1 (MH^+).

Step 2: Synthesis of 2-chloro-N-(4-fluoro-3-methylphenyl)-1,4-dimethyl-1H-pyrrole-3-carboxamide (386b).

[00218] To a solution of **386b** (770 mg, 4.44 mmol), 3-methyl-4-fluoroaniline (666 mg, 5.32 mmol) and HATU (2.19 g, 5.77 mmol) in DMF (12 mL) was added DIPEA (2.32 mL, 13.3 mmol). After 1 h, the reaction mixture was heated to 50°C . After 5h reaction mixture was cooled to ambient temperature, diluted with EtOAc and washed successively with 1 N HCl, NaHCO_3 (sat) and brine,

dried over Na₂SO₄, filtered and concentrated. The crude residue was precipitated from EtOAc, filtered, and the solids were washed with hexanes and dried *in vacuo* to afford the title product (750 mg, 60%) as an off-white solid. ESI-MS, m/z 281.1 (MH)⁺.

Step 3: Synthesis of ethyl 2-(5-chloro-4-((4-fluoro-3-methylphenyl)carbamoyl)-1,3-dimethyl-1H-pyrrol-2-yl)-2-oxoacetate (386c).

[00219] To a solution of **386b** (750 mg, 2.67 mmol) in DCM (20 mL) at 0 °C were added ethyl 2-chloro-2-oxoacetate (807 μL, 7.21 mmol) and AlCl₃ (890 mg, 6.68 mmol). After 16 h additional quantities of ethyl 2-chloro-2-oxoacetate (807 μL, 7.21 mmol) and AlCl₃ (890 mg, 6.68 mmol) were added. After 4 h, the reaction mixture was quenched with ice and water, and separated. The aqueous layer was extracted twice with DCM. The combined organics were washed with water, NaHCO₃ (sat) and brine, dried over Na₂SO₄, filtered and concentrated. The crude residue was purified *via* flash chromatography on silica gel (5-80% EtOAc/hexanes) to afford the title product (570 mg, 56%) as a yellow foam. ESI-MS, m/z 381.2 (MH)⁺.

Step 4: Synthesis of 2-(5-chloro-4-((4-fluoro-3-methylphenyl)carbamoyl)-1,3-dimethyl-1H-pyrrol-2-yl)-2-oxoacetic acid (386d).

[00220] To a suspension of **386c** (570 mg, 1.5 mmol) in MeOH (10 mL) was added 1N NaOH (3 mL) and a solution was formed. After 2 h the reaction mixture was diluted with 1 N HCl and concentrated 3x from MeOH. The resultant solids were suspended in DCM, filtered, and washed with DCM. The solids were then dissolved in MeOH, filtered and concentrated to afford the title product (525 mg, 99%) as a tan solid. ESI-MS, m/z 353.1 (MH)⁺.

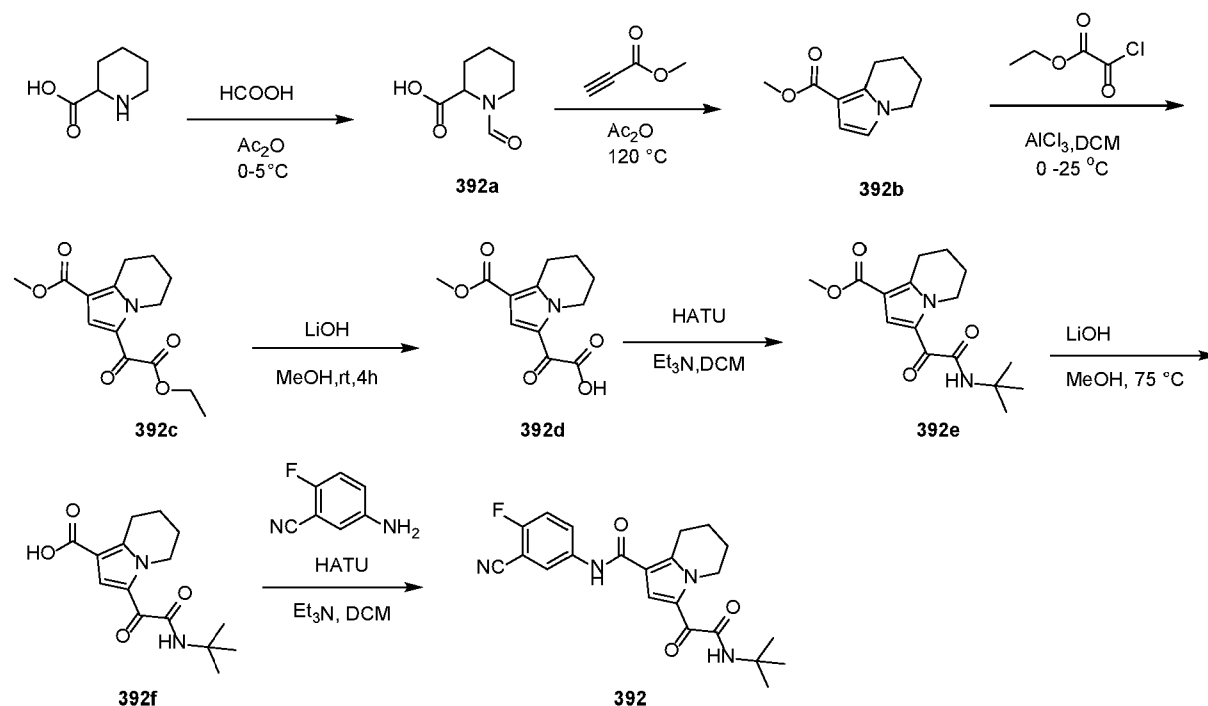
Step 5: Synthesis of 5-(2-(tert-butylamino)-2-oxoacetyl)-2-chloro-N-(4-fluoro-3-methylphenyl)-1,4-dimethyl-1H-pyrrole-3-carboxamide (386).

[00221] To a solution of **386d** (50 mg, 0.14 mmol), *tert*-butylamine (12 mg, 0.16 mmol) and HATU (65 mg, 0.17 mmol) in DMF (1 mL) was added DIPEA (73 μL, 0.42 mmol). After 2 h, the reaction mixture was purified directly via reverse phase HPLC eluting with ACN and water and dried using lyophilization to afford the title product (33 mg, 58%) as an off-white solid. ESI-MS, m/z 430.2 (MNa)⁺.

Synthesis of Example compounds 387-391 (structures shown in Table 1).

[00222] Examples 387-391 were prepared in analogy to the procedures described above for Example 386, utilizing the appropriate aryl amine in Step 2 and requisite amine in Step 5. The observed MS data for these Examples are shown in Table 1.

EXAMPLE 392: Synthesis of 3-(2-(tert-butylamino)-2-oxoacetyl)-N-(3-cyano-4-fluorophenyl)-5,6,7,8-tetrahydroindolizine-1-carboxamide.



Step 1. Synthesis of 1-formylpiperidine-2-carboxylic acid (392a).

[00223] To a solution of piperidine-2-carboxylic acid (4.9 g, 38 mmol) in formic acid (30 mL) was added acetic anhydride (50 mL) at 0 °C. The resulting mixture was stirred 0 to 5 °C for 4 h. LCMS showed the reaction was complete. The mixture was concentrated in vacuo to obtain crude product **80a** (7.1 g) as colorless oil. MS (ESI): mass calcd. for C₇H₁₁NO₃ 157.07, m/z found 158.1 [M+H]⁺.

Step 2. Synthesis of methyl 3-(2-(tert-butylamino)-2-oxoacetyl)-5,6,7,8-tetrahydroindolizine-1-carboxylate (392b).

[00224] To a solution of intermediate **392a** (7.1 g, 45 mmol) in acetic anhydride (70 mL) was added methyl propiolate (5.04 g, 60 mmol). The resulting mixture was stirred at 120 °C for 2 h under N₂. MS showed the desired product, and the reaction was concentrated in vacuo. The residue was purified by column chromatography (EtOAc/petroleum ether: 0-10%) to obtain the title compound (1.4 g, 17%) as white solid. MS (ESI): mass calcd. for C₁₀H₁₃NO₂ 179.09, m/z found 179.8 [M+H]⁺.

Step 3. Synthesis of methyl 3-(2-ethoxy-2-oxoacetyl)-5,6,7,8-tetrahydroindolizine-1-carboxylate (392c).

[00225] To a solution of compound **392b** (538 mg, 3 mmol) and ethyl 2-chloro-2-oxoacetate (620 mg, 4.5 mmol) in DCM (15 mL), AlCl₃ (790 mg, 6 mmol) was added slowly at 0 °C. The resulting mixture was warmed to RT and stirred for 5 h. Water (20 mL) was added slowly, and the mixture was extracted with DCM (3 x 20 mL), the combined organic extract was dried over Na₂SO₄, and concentrated. The residue was purified by column chromatography (EtOAc/petroleum ether: 0-20%)

to obtain the title compound (930 mg crude) as a colorless oil. MS (ESI): mass calcd. for $C_{14}H_{17}NO_5$ 279.11, m/z found 280.1 $[M+H]^+$.

Step 4. Synthesis of 2-(1-(methoxycarbonyl)-5,6,7,8-tetrahydroindolizin-3-yl)-2-oxoacetic acid (392d)

[00226] To a solution of **392c** (930 mg, 3.3 mmol) in MeOH (30 mL) was added 1 N LiOH aq. (60 mL). The resulting mixture was stirred for 5 h at RT. The mixture was poured into ice water (30 mL) and acidified using 1 N aqueous HCl to pH=3. The resulting solid was isolated by filtration to obtain the title compound (530 mg, 63%) as white solid. MS (ESI): mass calcd. for $C_{12}H_{13}NO_5$ 251.08, m/z found 252.1 $[M+H]^+$.

Step 5. Synthesis of methyl 3-(2-(tert-butylamino)-2-oxoacetyl)-5,6,7,8-tetrahydroindolizine-1-carboxylate (392e)

[00227] To a solution of **392d** (500 mg, 2 mmol), HATU (1.1 g, 4 mmol), DIPEA (520 mg, 4 mmol) in DCM (30 mL), 2-methylpropan-2-amine (500 mg, 2 mmol) was added. The resulting mixture was stirred for 2 h at rt. The mixture was concentrated and purified by column chromatography (EtOAc/petroleum ether: 0-15%) to obtain the title compound (480 mg, 79%) as white solid. MS (ESI): mass calcd. for $C_{16}H_{22}N_2O_4$ 306.1, m/z found 307.1 $[M+H]^+$.

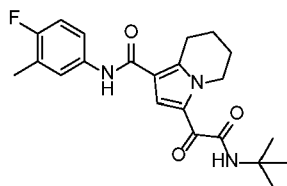
Step 6. Synthesis of 3-(2-(tert-butylamino)-2-oxoacetyl)-5,6,7,8-tetrahydroindolizine-1-carboxylic acid (392f)

[00228] To a solution of **392e** (480 mg, 1.6 mmol) in MeOH (20 mL), LiOH aq. (30 mL) was added. The resulting mixture was stirred for 2 h at 80 °C. The mixture was concentrated and water (30 mL) was added and acidified using 1 N aqueous HCl to pH=3. The resulting solid was isolated by filtration to obtain the title compound (340 mg, 74%) as white solid. MS (ESI): mass calcd. for $C_{15}H_{20}N_2O_4$ 292.14, m/z found 293.1 $[M+H]^+$.

Step 7. Synthesis of 3-(2-(tert-butylamino)-2-oxoacetyl)-N-(3-cyano-4-fluorophenyl)-5,6,7,8-Tetrahydroindolizine-1-carboxamide.

[00229] To a solution of **392f** (120 mg, 0.4 mmol), HATU (310 mg, 0.8 mmol), and Et_3N (520 mg, 4 mmol) in DCM (20 mL), 5-amino-2-fluorobenzonitrile (82 mg, 1.5 mmol) was added. The resulting mixture was stirred for 13 h at RT. The mixture was concentrated and purified by column chromatography (EtOAc/petroleum ether: 0-10%) to obtain the title compound (14 mg, 9%) as white solid. MS (ESI): mass calcd. for $C_{22}H_{23}FN_4O_3$ 410.18, m/z found 411.1 $[M+H]^+$. 1H NMR (400 MHz, $CDCl_3$) δ 8.80 (s, 1H), 8.74 (d, J = 4.3 Hz, 1H), 8.46 (d, J = 8.3 Hz, 1H), 7.46 (dd, J = 8.3, 4.5 Hz, 1H), 7.13 (s, 1H), 4.43 (t, J = 5.8 Hz, 2H), 3.21 (t, J = 6.2 Hz, 2H), 2.06-1.91 (m, 4H), 1.47 (s, 9H).

EXAMPLE 393: Synthesis of 3-(2-(tert-butylamino)-2-oxoacetyl)-N-(4-fluoro-3-methylphenyl)-5,6,7,8-tetrahydroindolizine-1-carboxamide.

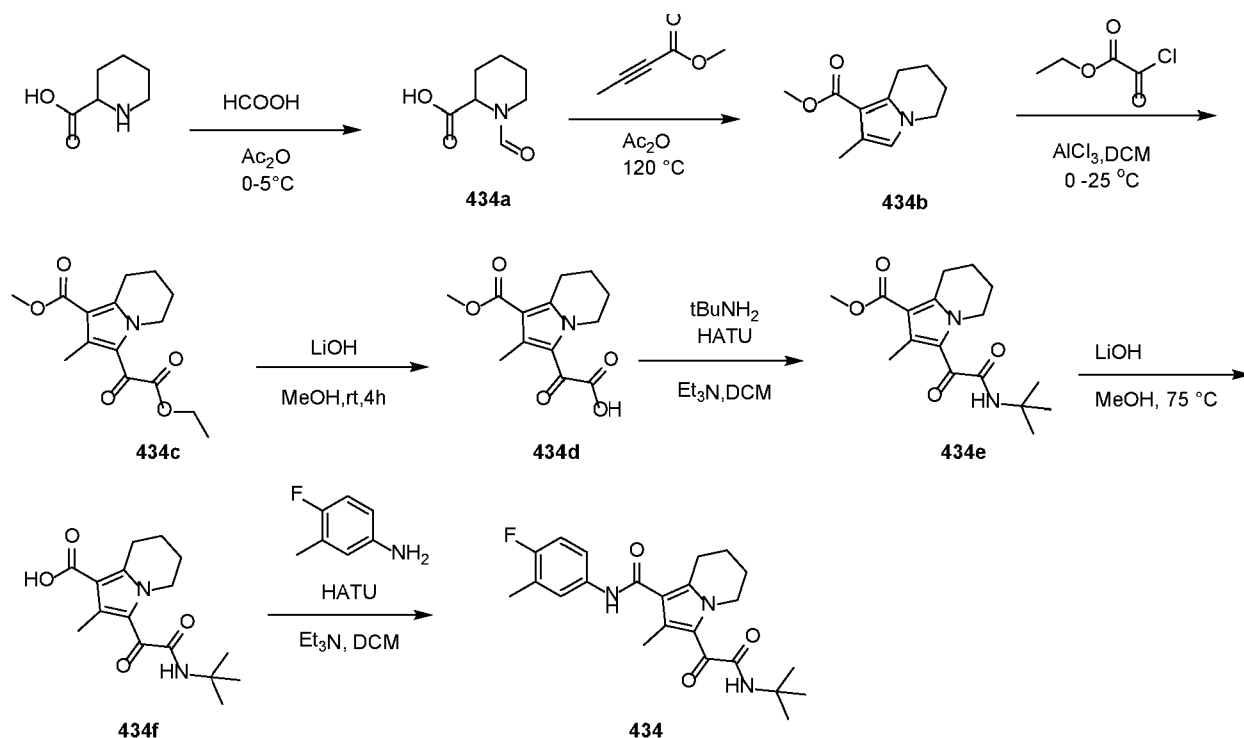


[00230] The title compound was prepared according to the procedure of Example 392, substituting 4-fluoro-3-methylaniline for 5-amino-2-fluorobenzonitrile in Step 7. MS (ESI): mass calcd. for $C_{22}H_{26}FN_3O_3$ 399.20, m/z found 401.1 $[M+H]^+$. 1H NMR (400 MHz, $CDCl_3$) δ 8.40 (s, 1H), 7.61 (s, 1H), 7.51 (d, $J = 6.8$ Hz, 1H), 7.31 (s, 1H), 6.98 (t, $J = 9.0$ Hz, 1H), 4.39 (t, $J = 6.0$ Hz, 2H), 3.30 (t, $J = 6.4$ Hz, 2H), 2.30 (s, 3H), 2.06 - 1.95 (m, 2H), 1.95 - 1.80 (m, 2H), 1.47 (s, 9H).

Synthesis of Example compounds 394-433 (structures shown in Table 1).

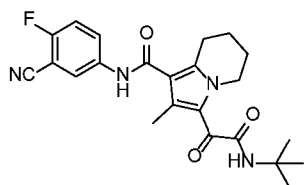
[00231] Examples 394-433 were prepared in analogy to the procedures described above for Example 392, utilizing the requisite amine in Step 5, and the appropriate aryl amine in Step 7. The observed MS data for these Examples are shown in Table 1.

EXAMPLE 434: Synthesis of 3-(2-(tert-butylamino)-2-oxoacetyl)-N-(4-fluoro-3-methylphenyl)-2-methyl-5,6,7,8-tetrahydroindolizine-1-carboxamide.



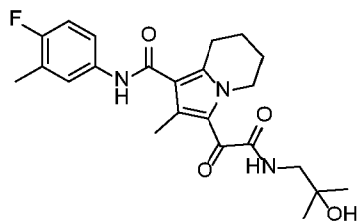
[00232] The title compound was prepared according to the procedure of Example 392, substituting methyl but-2-ynoate for methyl propionate in Step 2, and 4-fluoro-3-methylaniline for 5-amino-2-fluorobenzonitrile in Step 7. $^1\text{H NMR}$ (400 MHz, CDCl_3) δ 7.46 (d, $J = 6.2$ Hz, 1H), 7.19 (s, 1H), 6.99 (t, $J = 9.1$ Hz, 1H), 6.41 (s, 1H), 4.23 (t, $J = 5.8$ Hz, 2H), 3.09 (t, $J = 6.2$ Hz, 2H), 2.47 (s, 3H), 2.30 (s, 3H), 1.95 (d, $J = 5.4$ Hz, 2H), 1.85 (d, $J = 5.5$ Hz, 2H), 1.48 (s, 9H). MS (ESI): mass calcd. for $\text{C}_{23}\text{H}_{28}\text{FN}_3\text{O}_3$ 413.21, m/z found 414.1 $[\text{M}+\text{H}]^+$.

EXAMPLE 435: Synthesis of 3-(2-(tert-butylamino)-2-oxoacetyl)-N-(3-cyano-4-fluorophenyl)-2-methyl-5,6,7,8-tetrahydroindolizine-1-carboxamide.



[00233] The title compound was prepared according to the procedure of Example 392, substituting methyl but-2-ynoate for methyl propionate in Step 2. MS (ESI): mass calcd. for $\text{C}_{23}\text{H}_{25}\text{FN}_4\text{O}_3$ 424.19, m/z found 425.1 $[\text{M}+\text{H}]^+$. $^1\text{H NMR}$ (400 MHz, CDCl_3) δ 8.75 (d, $J = 4.2$ Hz, 1H), 8.46 (d, $J = 8.4$ Hz, 1H), 7.46 (dd, $J = 8.2, 4.3$ Hz, 1H), 6.43 (s, 1H), 4.23 (d, $J = 5.8$ Hz, 2H), 3.30 (t, $J = 6.1$ Hz, 2H), 2.98 (s, 1H), 2.91 (s, 1H), 2.58 (s, 3H), 1.94 (dd, $J = 15.7, 6.7$ Hz, 2H), 1.48 (s, 9H).

EXAMPLE 444: Synthesis of N-(4-fluoro-3-methylphenyl)-3-(2-((2-hydroxy-2-methylpropyl)amino)-2-oxoacetyl)-2-methyl-5,6,7,8-tetrahydroindolizine-1-carboxamide.

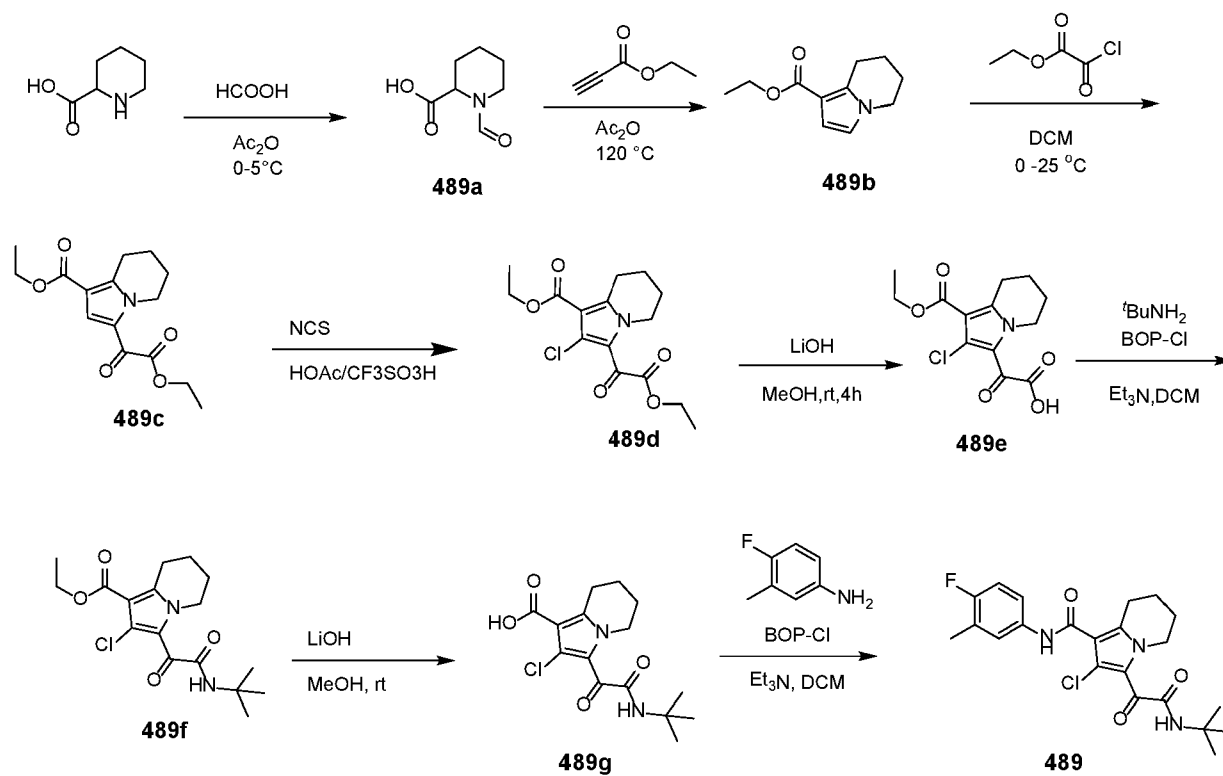


[00234] The title compound was prepared according to the procedure for Example 434, utilizing 2-amino-2-methylpropan-1-ol in Step 5, and 4-fluoro-3-methylaniline in Step 7, to provide a white solid. ¹H NMR (300 MHz, DMSO-*d*₆) δ 9.78 (s, 1H), 8.53-8.49 (m, 1H), 7.62-7.58 (m, 1H), 7.49-7.45 (m, 1H), 7.08 (t, *J* = 8 Hz, 2H), 4.51 (s, 1H), 4.24-4.20 (m, 2H), 3.16 (d, *J* = 8 Hz, 2H), 2.92-2.88 (m, 2H), 2.22 (s, 6H), 1.90-1.86 (m, 2H), 1.76-1.72 (m, 2H), 1.12 (s, 6H). ESI-MS, *m/z* 430.1 (MH)⁺.

Synthesis of Example compounds 436-443 and 445-488 (structures shown in Table 1).

[00235] Examples 436-488 were prepared in analogy to the procedures described above for Example 434, utilizing the requisite amine and the appropriate aryl amine for preparation of the required intermediates. The observed MS data for these Examples are shown in Table 1.

EXAMPLE 489: Synthesis of 3-(2-(tert-butylamino)-2-oxoacetyl)-N-(3-cyano-4-fluorophenyl)-5,6,7,8-tetrahydroindolizine-1-carboxamide.



Step 1. Synthesis of 1-formylpiperidine-2-carboxylic acid (489a).

[00236] To a solution of piperidine-2-carboxylic acid (4.9 g, 38 mmol) in formic acid (30 mL) was added acetic anhydride (50 mL) at 0 °C. The resulting mixture was stirred 0 to 5 °C for 4 h. LCMS showed the reaction was complete. The mixture was concentrated in vacuo to obtain crude product **489a** (7.1 g) as colorless oil. MS (ESI): mass calcd. for C₇H₁₁NO₃ 157.07, m/z found 158.1 [M+H]⁺.

Step 2. Synthesis of ethyl 5,6,7,8-tetrahydroindolizine-1-carboxylate (489b).

[00237] To a solution of intermediate **489a** (7.1 g, 45 mmol) in acetic anhydride (70 mL) was added ethyl propiolate (5.88 g, 60 mmol). The resulting mixture was stirred at 120 °C for 2 h under N₂. MS showed the desired product, and the reaction was concentrated in vacuo. The residue was purified by column chromatography (EtOAc/petroleum ether: 0-10%) to obtain the title compound (1.5 g, 17%) as white solid. MS (ESI): mass calcd. for C₁₁H₁₅NO₂ 193.11, m/z found 194.1[M+H]⁺.

Step 3. Synthesis of ethyl 3-(2-ethoxy-2-oxoacetyl)-5,6,7,8-tetrahydroindolizine-1-carboxylate (489c).

[00238] To a solution of compound **489b** (579 mg, 3 mmol) and ethyl 2-chloro-2-oxoacetate (620 mg, 4.5 mmol) in DCM (15 mL), AlCl₃ (790 mg, 6 mmol) was added slowly at 0 °C. The resulting mixture was warmed to RT and stirred for 5 h. Water (20 mL) was added slowly, and the mixture was extracted with DCM (3 x 20 mL), the combined organic extract was dried over Na₂SO₄, and concentrated. The residue was purified by column chromatography (EtOAc/petroleum ether: 0-20%)

to obtain the title compound (967 mg crude) as a colorless oil. MS (ESI): mass calcd. for $C_{14}H_{17}NO_5$ 293.13, m/z found 294.1 $[M+H]^+$. 1H NMR (400 MHz, $CDCl_3$) δ 7.68 (s, 1H), 4.50 - 4.36 (m, 4H), 4.29 (q, $J = 7.1$ Hz, 2H), 3.18 (t, $J = 6.3$ Hz, 2H), 2.02-1.97 (m, 2H), 1.94 - 1.80 (m, 2H), 1.43 (t, $J = 7.1$ Hz, 3H), 1.36 (t, $J = 7.1$ Hz, 3H).

Step 4. Synthesis of ethyl 2-chloro-3-(2-ethoxy-2-oxoacetyl)-5,6,7,8-tetrahydroindolizine-1-carboxylate (489d).

[00239] To a solution of compound **489c** (967 mg, 3.3 mmol) in CH_3COOH (25 mL), CF_3SO_3H (2.3 mg, 0.015 mmol) and NCS (661 mg, 4.95 mmol) was added at 0 °C. The resulting mixture was warmed to RT and stirred overnight. Water (100 mL) was added slowly, and the mixture was extracted with CH_3COOEt (3 x 50 mL), the combined organic extract was dried over Na_2SO_4 , and concentrated. The residue was purified by column chromatography (EtOAc/petroleum ether: 0-10%) to obtain the title compound (252 mg) as a light yellow solide. MS (ESI): mass calcd. for $C_{15}H_{15}ClNO_5$ 327.09, m/z found 327.9 $[M+H]^+$

Step 5. Synthesis of 2-(2-chloro-1-(ethoxycarbonyl)-5,6,7,8-tetrahydroindolizin-3-yl)-2-oxoacetic acid (489e).

[00240] To a solution of **489d** (252 mg, 0.77 mmol) in MeOH (10 mL) was added 1 N LiOH aq. (20 mL). The resulting mixture was stirred for 5 h at RT. The mixture was poured into ice water (30 mL) and acidified using 1 N aqueous HCl to pH=3. The resulting solid was isolated by filtration to obtain the titled compound (219 mg, 95%) as white solid. MS (ESI): mass calcd. for $C_{13}H_{14}ClNO_5$ 299.06, m/z found 300.1 $[M+H]^+$.

Step 6. Synthesis of ethyl 3-(2-(tert-butylamino)-2-oxoacetyl)-2-chloro-5,6,7,8-tetrahydroindolizine-1-carboxylate (489f).

[00241] To a solution of **489e** (219 mg, 0.73 mmol), BOP-Cl (280 mg, 1.1 mmol), DIPEA (194 mg, 1.5 mmol) in DCM (15 mL), 2-methylpropan-2-amine (64 mg, 0.88 mmol) was added. The resulting mixture was stirred for 2 h at rt. The mixture was concentrated and purified by column chromatography (EtOAc/petroleum ether: 0-15%) to obtain the title compound (223 mg, 86%) as white solid. MS (ESI): mass calcd. for $C_{17}H_{23}ClN_2O_4$ 354.1, m/z found 355.0 $[M+H]^+$.

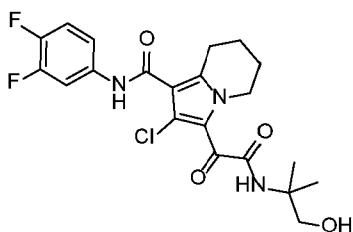
Step 7. Synthesis of 3-(2-(tert-butylamino)-2-oxoacetyl)-2-chloro-5,6,7,8-tetrahydroindolizine-1-carboxylic acid (489g).

[00242] To a solution of **489f** (223 mg, 0.63 mmol) in MeOH (20 mL), 1 N LiOH aq. (30 mL) was added. The resulting mixture was stirred for 2 h at 80 °C. The mixture was concentrated and water (30 mL) was added and acidified using 1 N aqueous HCl to pH=3. The resulting solid was isolated by filtration to obtain the title compound (174 mg, 85%) as white solid. MS (ESI): mass calcd. for $C_{15}H_{19}ClN_2O_4$ 326.1, m/z found 327.0 $[M+H]^+$. 1H NMR (400 MHz, $DMSO-d_6$) δ 12.57 (s, 1H), 8.25 (s, 1H), 4.19 (t, $J = 5.4$ Hz, 2H), 3.03 (t, $J = 6.0$ Hz, 2H), 1.89 (brs, 2H), 1.76 (br s, 2H), 1.33 (s, 9H).

Step 8. Synthesis of 3-(2-(tert-butylamino)-2-oxoacetyl)-N-(3-cyano-4-fluorophenyl)-5,6,7,8-Tetrahydroindolizine-1-carboxamide.

[00243] To a solution of 489g (110 mg, 0.3 mmol), BOP-Cl (129 mg, 0.5 mmol), and Et₃N (91 mg, 0.9 mmol) in DCM (20 mL), 4-fluoro-3-methylaniline (42 mg, 1.5 mmol) was added. The resulting mixture was stirred for 13 h at RT. The mixture was concentrated and purified by column chromatography (EtOAc/petroleum ether: 0-10%) to obtain the title compound (35 mg, 73%) as white solid. MS (ESI): mass calcd. for C₂₂H₂₅ClFN₃O₃ 433.1, m/z found 433.7 [M+H]⁺. ¹H NMR (400 MHz, DMSO-*d*₆) δ 9.94 (s, 1H), 8.30 (s, 1H), 7.60 (dd, *J* = 7.0, 2.2 Hz, 1H), 7.54 - 7.46 (m, 1H), 7.10 (t, *J* = 9.2 Hz, 1H), 4.23 (t, *J* = 6.0 Hz, 2H), 2.93 (t, *J* = 6.2 Hz, 2H), 2.22 (d, *J* = 1.6 Hz, 3H), 1.97 - 1.87 (m, 2H), 1.81 - 1.71 (m, 2H), 1.34 (s, 9H).

EXAMPLE 492: Synthesis of 2-chloro-N-(3,4-difluorophenyl)-3-(2-((1-hydroxy-2-methylpropan-2-yl)amino)-2-oxoacetyl)-5,6,7,8-tetrahydroindolizine-1-carboxamide.

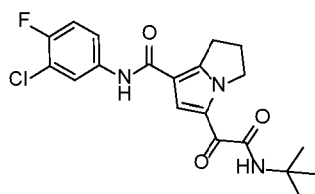


[00244] The title compound was prepared according to the procedure for Example 489, utilizing 2-amino-2-methylpropan-1-ol in Step 6, and 3,4-difluoroaniline in Step 8, to provide a white solid. ¹H NMR (300 MHz, DMSO-*d*₆) δ 10.19 (s, 1H), 8.14 (s, 1H), 7.84-7.80 (m, 1H), 7.75-7.40 (m, 2H), 4.87-4.84 (m, 1H), 4.25-4.21 (m, 2H), 3.45 (s, 2H), 2.93-2.90 (m, 2H), 1.94-1.90 (m, 2H), 1.79-1.74 (m, 2H), 1.29 (s, 6H). ESI-MS, m/z 454.1 (MH)⁺.

Synthesis of Example compounds 489-491 and 493-534 (structures shown in Table 1).

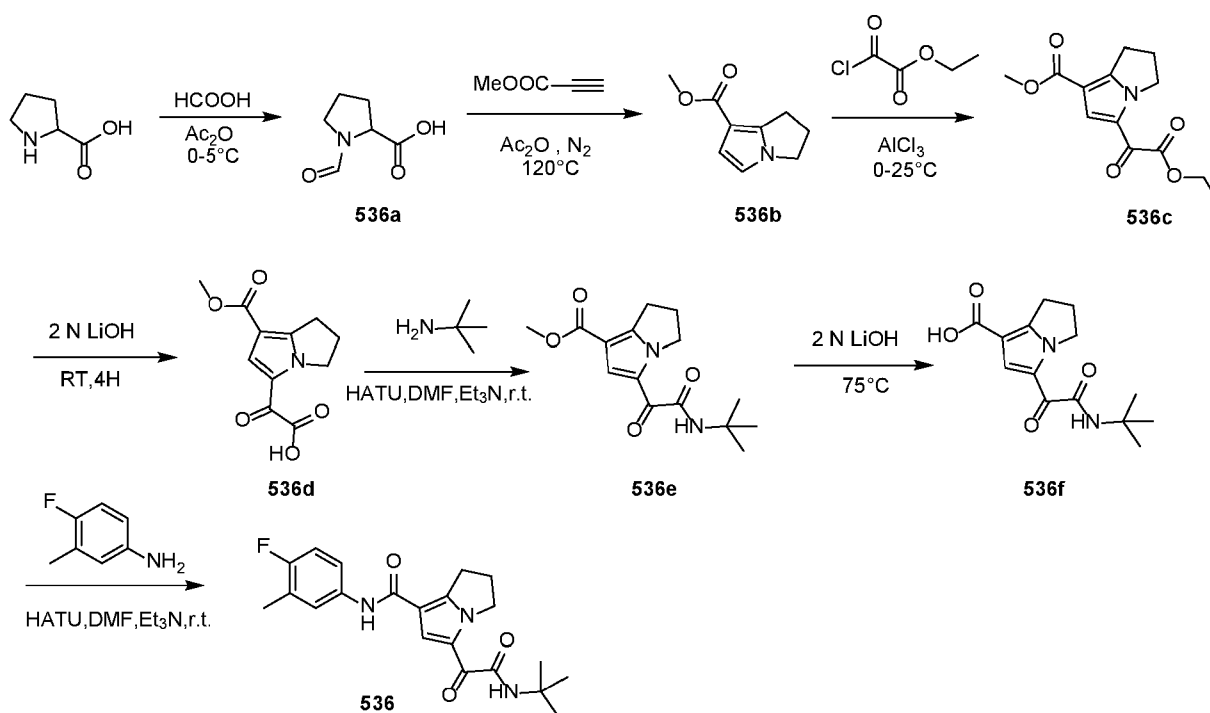
[00245] Examples 489-534 were prepared in analogy to the procedures described above for Example 489, utilizing the requisite amine for Step 6, and the appropriate aryl amine in Step 8. The observed MS data for these Examples are shown in Table 1.

EXAMPLE 535: Synthesis of 5-(2-(tert-butylamino)-2-oxoacetyl)-N-(3-chloro-4-fluorophenyl)-2,3-dihydro-1H-pyrrolizine-7-carboxamide.



[00246] The title compound was prepared according to the procedure of Example 392, substituting proline for piperidine-2-carboxylic acid in Step 1, and substituting 4-fluoro-3-chloroaniline for 5-amino-2-fluorobenzonitrile in Step 7. MS (ESI): mass calcd. for $C_{20}H_{21}ClFN_3O_3$ 405.13, m/z found 406.1 $[M+H]^+$. 1H NMR (400 MHz, $CDCl_3$) δ 8.29 (s, 1H), 7.92 (d, $J = 6.6$ Hz, 1H), 7.62 (s, 1H), 7.35 (d, $J = 8.6$ Hz, 2H), 7.14 (d, $J = 8.7$ Hz, 1H), 4.39 (t, $J = 7.3$ Hz, 2H), 3.24 (t, $J = 7.6$ Hz, 2H), 2.69 - 2.57 (m, 2H), 1.47 (s, 9H).

EXAMPLE 536: Synthesis of 5-(2-(tert-butylamino)-2-oxoacetyl)-N-(4-fluoro-3-methylphenyl)-2,3-dihydro-1H-pyrrolizine-7-carboxamide.



Step 1. Synthesis of formylproline (536a).

[00247] To a solution of proline (10.3 g, 89 mmol) in formic acid (60 mL) was added acetic anhydride (100 mL) at 0 °C. The resulting mixture was stirred 0 to 5 °C for 4 h. LCMS showed the reaction was complete. The mixture was concentrated in vacuo to obtain crude product **536a** (12 g) as colorless oil. MS (ESI): mass calcd. for $C_6H_9NO_3$ 143.03, m/z found 144.1 $[M+H]^+$.

Step 2. Synthesis of methyl 2,3-dihydro-1H-pyrrolizine-7-carboxylate (536b).

[00248] To a solution of intermediate **536a** (12 g, 84 mmol) in acetic anhydride (120 mL) was added methyl propiolate (10.58 g, 126 mmol). The resulting mixture was stirred at 120 °C for 2 h under N₂. MS showed the desired product, and the reaction was concentrated in vacuo. The residue was purified by column chromatography (EtOAc/petroleum ether: 0-10%) to obtain the title compound (2.5 g, 18%) as white solid. MS (ESI): mass calcd. for C₉H₁₁NO₂ 165.08, m/z found 165.8 [M+H]⁺.

Step 3. Synthesis of methyl 5-(2-ethoxy-2-oxoacetyl)-2,3-dihydro-1H-pyrrolizine-7-carboxylate (**536c**).

[00249] To a solution of compound **536b** (2.5 g, 15 mmol) and ethyl 2-chloro-2-oxoacetate (3 g, 7.5 mmol) in DCM (50 mL), AlCl₃ (790 mg, 6 mmol) was added slowly at 0 °C. The resulting mixture was warmed to RT and stirred for 5 h. Water (80 mL) was added slowly, and the mixture was extracted with DCM (3 x 50 mL), the combined organic extract was dried over Na₂SO₄, and concentrated. The residue was purified by column chromatography (EtOAc/petroleum ether: 0-20%) to obtain the title compound (1.6 g, crude) as a colorless oil. MS (ESI): mass calcd. for C₁₃H₁₅NO₅ 265.10, m/z found 266.1 [M+H]⁺.

Step 4. Synthesis of 2-(7-(methoxycarbonyl)-2,3-dihydro-1H-pyrrolizin-5-yl)-2-oxoacetic acid (**536d**).

[00250] To a solution of **536c** (1 g, 3.7 mmol) in MeOH (30 mL) was added 1 N LiOH aq. (50 mL). The resulting mixture was stirred for 5 h at RT. The mixture was poured into ice water (200 mL) and acidified using 1 N aqueous HCl to pH=3. The resulting solid was isolated by filtration to obtain the title compound (640 mg, 71%) as white solid. MS (ESI): mass calcd. for C₁₁H₁₁NO₅ 237.06, m/z found 238.1 [M+H]⁺.

Step 5. Synthesis of methyl 5-(2-(tert-butylamino)-2-oxoacetyl)-2,3-dihydro-1H-pyrrolizine-7-carboxylate (**536e**).

[00251] To a solution of **536d** (640 mg, 2.7 mmol), HATU (1.1 g, 4 mmol), Et₃N (1.09g, 4 mmol) in DCM (30 mL), 2-methylpropan-2-amine (197 mg, 2.7 mmol) was added. The resulting mixture was stirred for 2 h at rt. The mixture was concentrated and purified by column chromatography (EtOAc/petroleum ether: 0-30%) to obtain the title compound (567 mg, 72%) as white solid. MS (ESI): mass calcd. for C₁₅H₂₀N₂O₄ 292.14, m/z found 293.1 [M+H]⁺.

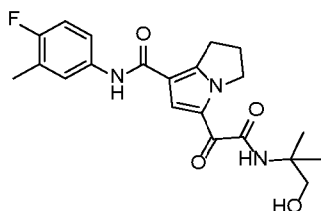
Step 6. Synthesis of 5-(2-(tert-butylamino)-2-oxoacetyl)-2,3-dihydro-1H-pyrrolizine-7-carboxylic acid (**536f**).

[00252] To a solution of **536e** (567 mg, 1.9 mmol) in MeOH (20 mL), LiOH aq. (30 mL) was added. The resulting mixture was stirred for 2 h at 75 °C. The mixture was concentrated and water (30 mL) was added and acidified using 1 N aqueous HCl to pH=3. The resulting solid was isolated by filtration to obtain the title compound (454 mg, 84%) as white solid. MS (ESI): mass calcd. for C₁₄H₁₈N₂O₄ 278.13, m/z found 279.2 [M+H]⁺.

Step 7. Synthesis of 5-(2-(tert-butylamino)-2-oxoacetyl)-N-(4-fluoro-3-methylphenyl)-2,3-dihydro-1H-pyrrolizine-7-carboxamide.

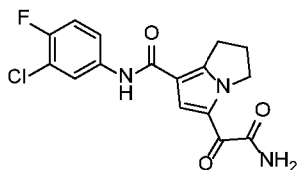
[00253] To a solution of **536f** (120 mg, 0.4 mmol), HATU (310 mg, 0.8 mmol), and Et₃N (520 mg, 4 mmol) in DCM (20 mL), 4-fluoro-3-methylaniline (187 mg, 1.5 mmol) was added. The resulting mixture was stirred for 13 h at RT. The mixture was concentrated and purified by column chromatography (EtOAc/petroleum ether: 0-50%) to obtain the title compound (27 mg, 16%) as white solid. MS (ESI): mass calcd. for C₂₁H₂₄FN₃O₃ 385.18 m/z found 386.2 [M+H]⁺. ¹H NMR (400 MHz, DMSO) δ 9.90 (s, 1H), 8.13 (s, 1H), 8.05 (s, 1H), 7.68 (dd, *J* = 7.1, 2.4 Hz, 1H), 7.57 (dd, *J* = 7.7, 4.0 Hz, 1H), 7.07 (t, *J* = 9.2 Hz, 1H), 4.26 (t, *J* = 7.2 Hz, 2H), 3.07 (t, *J* = 7.5 Hz, 2H), 2.23 (s, 3H), 1.38 (s, 9H).

EXAMPLE 537: Synthesis of N-(4-fluoro-3-methylphenyl)-5-(2-((1-hydroxy-2-methylpropan-2-yl)amino)-2-oxoacetyl)-2,3-dihydro-1H-pyrrolizine-7-carboxamide.



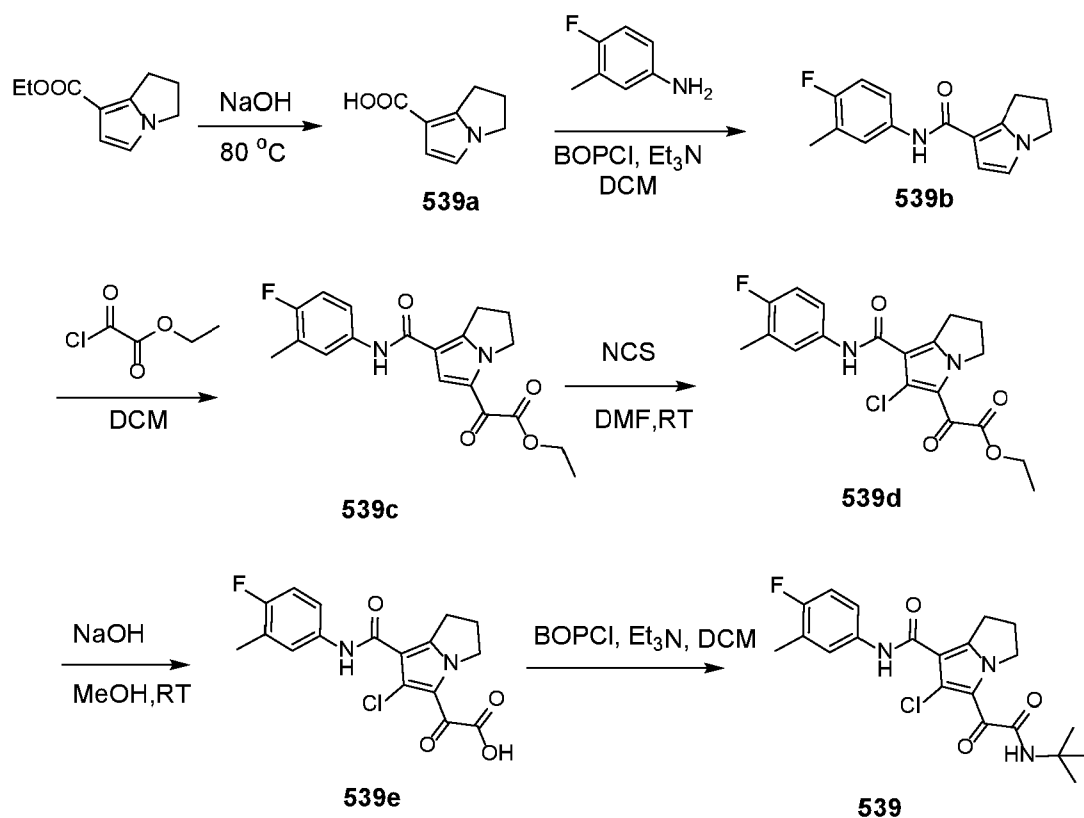
[00254] The title compounds was prepared according to the procedure of Example 536, substituting 2-amino-2-methylpropan-1-ol for tert-butylamine in Step 5. MS (ESI): mass calcd. for C₂₁H₂₄FN₃O₄ 401.18 m/z found 401.9 [M+H]⁺.

EXAMPLE 538: Synthesis of 5-(2-amino-2-oxoacetyl)-N-(3-chloro-4-fluorophenyl)-6-methyl-2,3-dihydro-1H-pyrrolizine-7-carboxamide.



[00255] The title compound may be prepared according to the procedure of Example 536, substituting ammonia for tert-butylamine in Step 5, and 3-chloro-4-fluoroaniline in Step 7.

EXAMPLE 539: Synthesis of 5-(2-(tert-butylamino)-2-oxoacetyl)-6-chloro-N-(4-fluoro-3-methylphenyl)-2,3-dihydro-1H-pyrrolizine-7-carboxamide.



Step 1. Synthesis of 2,3-dihydro-1H-pyrrolizine-7-carboxylic acid (539a).

[00256] To a solution of ethyl 2,3-dihydro-1H-pyrrolizine-7-carboxylate (12 g, 67 mmol) in MeOH (150 mL) was added 3 N LiOH aq. (50 mL). The resulting mixture was stirred for 5 h at 80 °C. The mixture was poured into ice water (400 mL) and acidified using 1 N aqueous HCl to pH=3. The resulting solid was isolated by filtration to obtain the title compound (10.1g, 100%) as white solid. MS (ESI): mass calcd. for C₈H₉NO₂ 151.06, m/z found 152.1 [M+H]⁺.

Step 2. Synthesis of N-(4-fluoro-3-methylphenyl)-2,3-dihydro-1H-pyrrolizine-7-carboxamide (539b)

[00257] To a solution of 539a (10.3 g, 68 mmol), BOP-Cl (26 g, 102 mmol), Et₃N (27.5g, 272 mmol) in DCM (300 mL), 4-fluoro-3-methylaniline (8.5 g, 68 mmol) was added. The resulting mixture was stirred for 20 h at rt. The mixture was concentrated and purified by column chromatography (EtOAc/petroleum ether: 0-50%) to obtain the title compound (6.5 g, 37%) as white solid. MS (ESI): mass calcd. for C₁₅H₁₅FN₂O 258.12, m/z found 259.1 [M+H]⁺.

Step 3 Synthesis of ethyl 2-(7-((4-fluoro-3-methylphenyl)carbamoyl)-2,3-dihydro-1H-pyrrolizin-5-yl)-2-oxoacetate (539c)

[00258] To a solution of compound 539b (6g, 23 mmol) and ethyl 2-chloro-2-oxoacetate (4.7 g, 35mmol) in DCM (150 mL) was added slowly at 0 °C. The resulting mixture was warmed to RT and stirred for 5 h. Water (80 mL) was added slowly, and the mixture was extracted with DCM (3 x 50

mL), the combined organic extract was dried over Na₂SO₄, and concentrated. The residue was purified by column chromatography (EtOAc/petroleum ether: 0-20%) to obtain the title compound (2.3 g and 4g crude) as yellow solid. MS (ESI): mass calcd. for C₁₉H₁₉FN₂O₄ 358.13, m/z found 359.1 [M+H]⁺.

Step 4 Synthesis of ethyl 2-(6-chloro-7-((4-fluoro-3-methylphenyl)carbamoyl)-2,3-dihydro-1H-pyrrolizin-5-yl)-2-oxoacetate (539d).

[00259] To a solution of compound **539c** (2.3 g, 6 mmol) in DMF (50 mL), NCS (1.03 g, 67.8mmol) was added at 25 °C. The resulting mixture was stirred for 25 h. Water (80 mL) was added, and the mixture was extracted with EA (3 x 50 mL), the combined organic extract was dried over Na₂SO₄, and concentrated. The residue was purified by column chromatography (EtOAc/petroleum ether: 0-30%) to obtain the title compound (0.4 g and 1.1g crude) as brown solid. MS (ESI): mass calcd. for C₁₉H₁₈ClFN₂O₄ 392.09 m/z found 393.1 [M+H]⁺.

Step 5. Synthesis of 2-(6-chloro-7-((4-fluoro-3-methylphenyl)carbamoyl)-2,3-dihydro-1H-pyrrolizin-5-yl)-2-oxoacetic acid (539e).

[00260] To a solution of **539d** (400 mg, 1.02 mmol) in MeOH (20 mL), NaOH aq. (30 mL) was added. The resulting mixture was stirred for 2 h at 25 °C. The mixture was concentrated and water (30 mL) was added and acidified using 1 N aqueous HCl to pH=3. The resulting solid was isolated by filtration to obtain the title compound (320 mg, 86%) as white solid. MS (ESI): mass calcd. for C₁₇H₁₄ClFN₂O₄ 364.06, m/z found 365.1 [M+H]⁺.

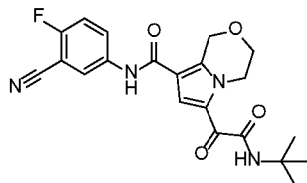
Step 7. Synthesis of 5-(2-(tert-butylamino)-2-oxoacetyl)-6-chloro-N-(4-fluoro-3-methylphenyl)-2,3-dihydro-1H-pyrrolizine-7-carboxamide.

[00261] To a solution of **539e** (50 mg, 0.14 mmol), BOP-Cl (70 mg, 0.27 mmol), and Et₃N (40 mg, 0.4 mmol) in DCM (10 mL), 2-methylpropan-2-amine (51 mg, 0.7 mmol) was added. The resulting mixture was stirred for 13 h at RT. The mixture was concentrated and purified by column chromatography (EtOAc/petroleum ether: 0-50%) to obtain the title compound (12 mg, 20%) as white solid. MS (ESI): mass calcd. for C₂₁H₂₃ClFN₃O₃ 419.14 m/z found 420.1 [M+H]⁺. ¹H NMR (400 MHz, DMSO-*d*₆) δ 9.67 (s, 1H), 8.39 (s, 1H), 7.60 (dd, *J* = 7.1, 2.5 Hz, 1H), 7.53 - 7.45 (m, 1H), 7.10 (t, *J* = 9.2 Hz, 1H), 4.28 (t, *J* = 7.3 Hz, 2H), 3.08 (t, *J* = 7.5 Hz, 2H), 2.49 - 2.39 (m, 2H), 2.23 (d, *J* = 1.6 Hz, 3H), 1.35 (s, 9H).

Synthesis of Example compounds 540-581 (structures shown in Table 1).

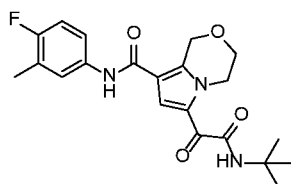
[00262] Examples 540-581 were prepared in analogy to the procedures described above for Example 539, utilizing the appropriate aryl amine in Step 2, and the requisite amine for Step 6. The observed MS data for these Examples are shown in Table 1.

EXAMPLE 582: Synthesis of 6-(2-(tert-butylamino)-2-oxoacetyl)-N-(3-cyano-4-fluorophenyl)-3,4-dihydro-1H-pyrrolo[2,1-c][1,4]oxazine-8-carboxamide.



[00263] The title compound was prepared according to the procedure of Example 392, substituting morpholine-3-carboxylic acid for piperidine-2-carboxylic acid in Step 1. MS (ESI): mass calcd. for $C_{21}H_{21}FN_4O_4$ 412.15, m/z found 412.8 $[M+H]^+$. 1H NMR (400 MHz, $DMSO-d_6$) δ 8.85 (d, $J = 4.5$ Hz, 1H), 8.75 (d, $J = 8.4$ Hz, 1H), 8.29 (s, 1H), 7.98 (s, 1H), 7.67 (dd, $J = 8.3, 4.4$ Hz, 1H), 5.12 (s, 2H), 4.41 (s, 2H), 4.08 (t, $J = 4.9$ Hz, 2H), 1.38 (s, 9H).

EXAMPLE 583: Synthesis of 6-(2-(tert-butylamino)-2-oxoacetyl)-N-(4-fluoro-3-methylphenyl)-3,4-dihydro-1H-pyrrolo[2,1-c][1,4]oxazine-8-carboxamide.



[00264] The title compound was prepared according to the procedure of Example 392, substituting morpholine-3-carboxylic acid for piperidine-2-carboxylic acid in Step 1, and substituting 4-fluoro-3-methylaniline for 5-amino-2-fluorobenzonitrile in Step 7. MS (ESI): mass calcd. for $C_{21}H_{24}FN_3O_4$ 401.18, m/z found 401.9 $[M+H]^+$. 1H NMR (400 MHz, $DMSO-d_6$) δ 10.03 (s, 1H), 8.13 (s, 1H), 8.10 (s, 1H), 7.65 (d, $J = 7.0$ Hz, 1H), 7.59 - 7.50 (m, 1H), 7.08 (t, $J = 9.2$ Hz, 1H), 5.09 (s, 2H), 4.32 (t, $J = 4.7$ Hz, 2H), 4.00 (t, $J = 4.9$ Hz, 2H), 2.23 (s, 3H), 1.39 (s, 9H).

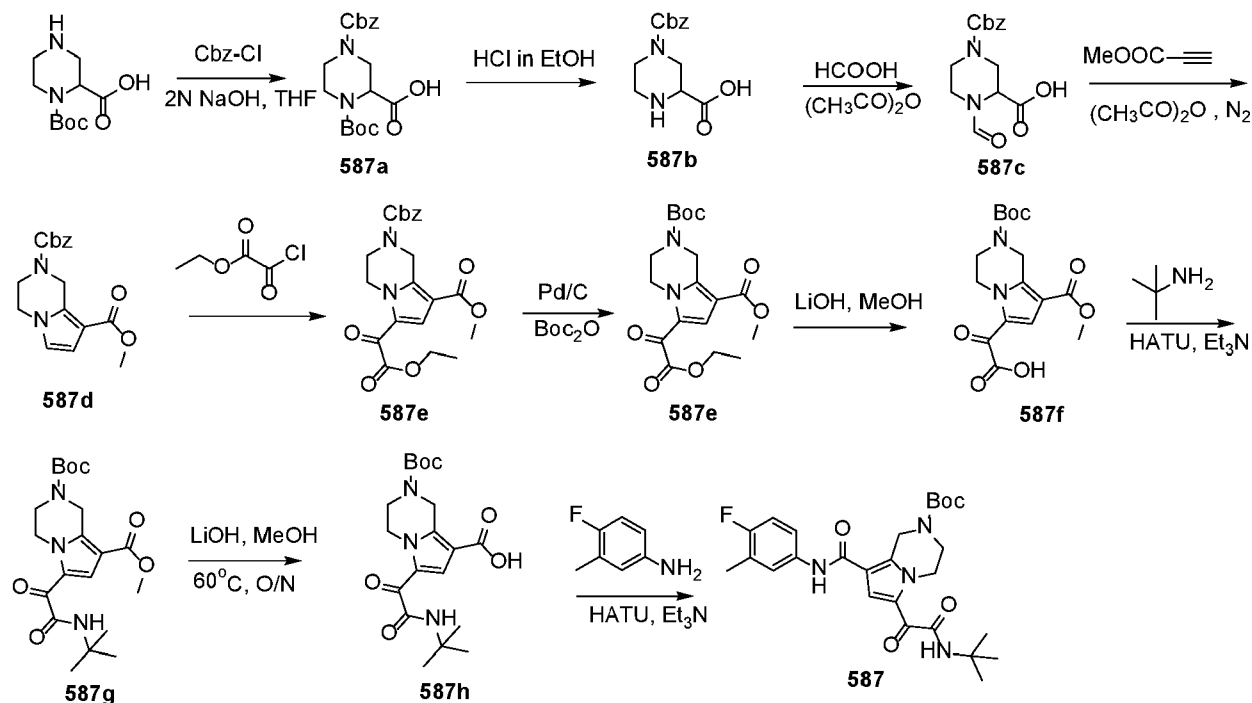
Synthesis of Example compound 584 (structures shown in Table 1).

[00265] Example 584 was prepared in analogy to the procedures described above for Example 539, utilizing the appropriate aryl amine in Step 2.

Synthesis of Example compounds 585 and 586 (structures shown in Table 1).

[00266] Examples 591 and 592 (structures shown in Table 1) may be prepared in analogy to the procedures described above for Example 584.

EXAMPLE 587: Synthesis of tert-butyl 6-(2-(tert-butylamino)-2-oxoacetyl)-8-((4-fluoro-3-methylphenyl)carbamoyl)-3,4-dihydropyrrolo[1,2-*a*]pyrazine-2(1*H*)-carboxylate.



Step 1. Synthesis of 4-((benzyloxy)carbonyl)-1-(tert-butoxycarbonyl)piperazine-2-carboxylic acid (587a).

[00267] A mixture of 1-(tert-butoxycarbonyl)piperazine-2-carboxylic acid (23 g, 100 mmol) in THF (200 mL) was added NaOH (1 mol/L in H₂O, 200 mL, 200 mmol), followed by added Cbz-Cl (19 g, 110 mmol) dropwise. The mixture was stirred at 25 °C for 4 hours. HCl (1N in H₂O) was added to pH=5, the organic phase was washed with H₂O, brine, dried and evaporated to afford product as yellow oil (25 g, 69%). MS (ESI): mass calcd. for C₁₈H₂₄N₂O₆ 364.16, m/z found 365.1 [M+H]⁺.

Step 2. Synthesis of 4-((benzyloxy)carbonyl)piperazine-2-carboxylic acid (587b).

[00268] A mixture of 4-((benzyloxy)carbonyl)-1-(tert-butoxycarbonyl)piperazine-2-carboxylic acid 587a (25 g, 69 mmol) in EtOH (50 mL) was added HCl.EtOH (35%, 50 mL). The mixture was stirred at 25 °C for 4 hours. The mixture was evaporated to afford product as white solid (18 g, 100%). MS (ESI): mass calcd. for C₁₃H₁₆N₂O₄ 264.11, m/z found 265.1 [M+H]⁺.

Step 3. Synthesis of 4-((benzyloxy)carbonyl)-1-formylpiperazine-2-carboxylic acid (587c).

[00269] The title compound was prepared from compound 587b following the procedure described in Example 392, Step 1, using 4-((benzyloxy)carbonyl)piperazine-2-carboxylic acid. Title product (20 g, crude) as white solid was obtained. MS (ESI): mass calcd. for C₁₄H₁₆N₂O₅ 292.11, m/z found 293.1 [M+H]⁺.

Step 4. Synthesis of 2-benzyl 8-methyl 3,4-dihydropyrrolo[1,2-a]pyrazine-2,8(1H)-dicarboxylate (587d).

[00270] The title compound was prepared from **587c** following the procedure described in Example 392, Step 2, using 4-((benzyloxy)carbonyl)-1-formylpiperazine-2-carboxylic acid, to provide **587d** (16 g, 74%) as white solid. MS (ESI): mass calcd. for $C_{14}H_{16}N_2O_5$ 292.11, m/z found 293.1 [M+H]⁺.

Step 5. Synthesis of 2-benzyl 8-methyl 6-(2-ethoxy-2-oxoacetyl)-3,4-dihydropyrrolo[1,2-a]pyrazine-2,8(1H)-dicarboxylate (587e).

[00271] To a solution of **587d** (3.14 g, 10 mmol), ethyl 2-chloro-2-oxoacetate (2.04 g, 15 mmol) in DCM (15 mL) was stirred for 15 h. 20 mL water was added slowly, and the mixture was extracted with DCM (3 x 20 mL), dried over Na_2SO_4 , concentrated. The residue was purified by FCC (EA/ PE: 0-20%) to obtain the title compound (2 g, 48%) as colorless oil. MS (ESI): mass calcd. for $C_{21}H_{22}N_2O_7$ 414.14, m/z found 415.1 [M+H]⁺.

Step 6. Synthesis of 2-(tert-butyl) 8-methyl 6-(2-ethoxy-2-oxoacetyl)-3,4-dihydropyrrolo[1,2-a]pyrazine-2,8(1H)-dicarboxylate (587f)

[00272] A mixture of **587e** (2 g, 4.8 mmol) in EtOH (20 mL) was added Boc_2O (1.09 g, 5 mmol) and Pd/C (50 mg), the mixture was stirred under H_2 with a balloon for 20 min, then the mixture was filtered and evaporated to afford product as white solid (1.2 g, 67%). MS (ESI): mass calcd. for $C_{18}H_{24}N_2O_7$ 380.16, m/z found 381.1 [M+H]⁺.

Step 7. Synthesis of 2-(2-(tert-butoxycarbonyl)-8-(methoxycarbonyl)-1,2,3,4-tetrahydropyrrolo[1,2-a]pyrazin-6-yl)-2-oxoacetic acid (587g).

[00273] The title compounds were prepared following the procedure described in Example 392, Step 4, using 2-(tert-butyl) 8-methyl 6-(2-ethoxy-2-oxoacetyl)-3,4-dihydropyrrolo[1,2-a]pyrazine-2,8(1H)-dicarboxylate (**587f**). Title product (800 mg, 85%) as white solid was obtained. MS (ESI): mass calcd. for $C_{16}H_{20}N_2O_7$ 352.13, m/z found 353.1 [M+H]⁺.

Step 8. Synthesis of 2-(tert-butyl) 8-methyl 6-(2-(tert-butylamino)-2-oxoacetyl)-3,4-dihydropyrrolo[1,2-a]pyrazine-2,8(1H)-dicarboxylate (587h).

[00274] The title compounds were prepared from compound **587g** following the procedure described in Example 392, Step 5. The title product (480 mg, 75%) was obtained as yellow solid. MS (ESI): mass calcd. for $C_{20}H_{29}N_3O_6$ 407.21, m/z found 408.0 [M+H]⁺.

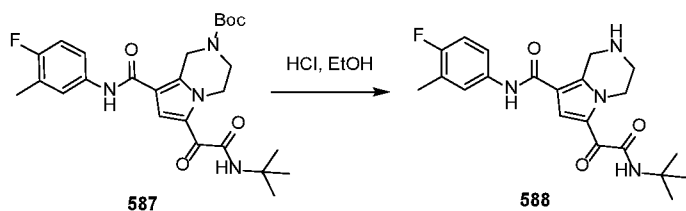
Step 9. Synthesis of 2-(tert-butoxycarbonyl)-6-(2-(tert-butylamino)-2-oxoacetyl)-1,2,3,4-tetrahydropyrrolo[1,2-a]pyrazine-8-carboxylic acid (587i).

[00275] The title compounds were prepared from compound **344h**, following the procedure described in Example 392, Step 6. The title product (400 mg, 77%) was obtained as yellow solid. MS (ESI): mass calcd. for $C_{19}H_{27}N_3O_6$ 393.19, m/z found 394.0 [M+H]⁺.

Step 10. Synthesis of tert-butyl 6-(2-(tert-butylamino)-2-oxoacetyl)-8-((4-fluoro-3-methylphenyl)carbamoyl)-3,4-dihydropyrrolo[1,2-a]pyrazine-2(1H)-carboxylate.

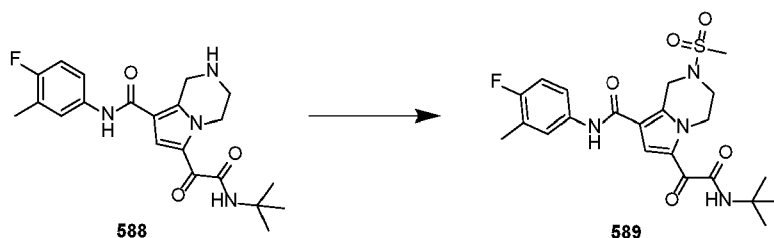
[00276] The title compounds were prepared from compound **587i** following the procedure described in Example 392, Step 6. The title product (280 mg, 65%) was obtained as yellow solid. MS (ESI): mass calcd. for $C_{26}H_{33}FN_4O_5$ 500.24, m/z found 501.0 $[M+H]^+$.

EXAMPLE 588: Synthesis of 6-(2-(tert-butylamino)-2-oxoacetyl)-N-(4-fluoro-3-methylphenyl)-1,2,3,4-tetrahydropyrrolo[1,2-a]pyrazine-8-carboxamide.



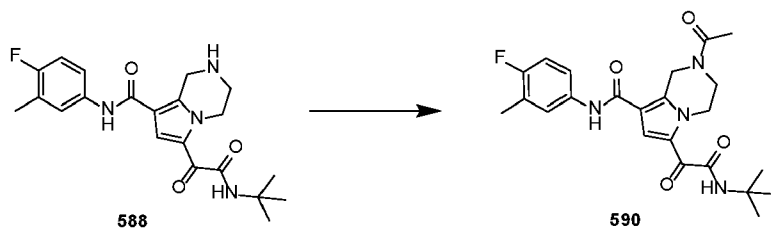
[00277] To a solution of Example **587** (260 mg, 0.52 mmol) in EtOH (5 mL) was added 35% HCl in EtOH (5 mL), and the solution was stirred at 20 °C for 1 h. The solution was evaporated and purified by preparative HPLC to afford the title compound as white solid (190 mg, 91%). MS (ESI): mass calcd. for $C_{21}H_{25}FN_4O_3$ 400.19, m/z found 401.0 $[M+H]^+$. 1H NMR (400 MHz, DMSO- d_6) δ 10.02 (s, 1H), 8.14 (s, 2H), 8.07 (s, 1H), 7.64 (d, $J = 7.0$ Hz, 1H), 7.55 (br s, 1H), 7.09 (t, $J = 9.2$ Hz, 1H), 4.43 (s, 2H), 4.34 (s, 2H), 3.28 (s, 2H), 2.23 (s, 3H), 1.39 (s, 9H).

EXAMPLE 589: Synthesis of 6-(2-(tert-butylamino)-2-oxoacetyl)-N-(4-fluoro-3-methylphenyl)-2-(methylsulfonyl)-1,2,3,4-tetrahydropyrrolo[1,2-a]pyrazine-8-carboxamide.



[00278] To a mixture of Example **588** (90 mg, 0.225 mmol) in DCM (5 mL) was added Et_3N (0.5 mmol) and methanesulfonyl chloride (31 mg, 0.27 mmol), and the mixture was stirred at 25 °C for 2 h and then evaporated in vacuo. The residue was purified by preparative HPLC to afford the title compound (20 mg, 21%) as white solid. MS (ESI): mass calcd. for $C_{22}H_{27}FN_4O_5S$ 478.17, m/z found 479.0 $[M+H]^+$. 1H NMR (400 MHz, DMSO- d_6) δ 10.08 (s, 1H), 8.16 (s, 1H), 8.12 (s, 1H), 7.69 (d, $J = 5.6$ Hz, 1H), 7.55 (brs, 1H), 7.09 (t, $J = 9.2$ Hz, 1H), 4.83 (s, 2H), 4.46 (s, 2H), 3.65 (s, 2H), 3.07 (s, 3H), 2.24 (s, 3H), 1.39 (s, 9H).

EXAMPLE 590: Synthesis of 2-acetyl-6-(2-(tert-butylamino)-2-oxoacetyl)-N-(4-fluoro-3-methylphenyl)-1,2,3,4-tetrahydropyrrolo[1,2-a]pyrazine-8-carboxamide.



[00279] To a mixture of Example 588 (90 mg, 0.225 mmol) in DCM (5 mL) was added Et₃N (0.5 mmol) and acetyl chloride (18 mg, 0.225 mmol), and the mixture was stirred at 25 °C for 2 h, and then evaporated in vacuo. The residue was purified by preparative HPLC to afford the title compound as white solid (20 mg, 20%). MS (ESI): mass calcd. for C₂₃H₂₇FN₄O₄ 442.20, m/z found 443.0 [M+H]⁺. ¹H NMR (400 MHz, DMSO-*d*₆) δ 10.06-10.03 (m, 1H), 8.13-8.09 (m, 2H), 7.69 (d, J = 6.6 Hz, 1H), 7.56 (s, 1H), 7.09 (t, J = 9.4 Hz, 1H), 5.09-5.01 (m, 2H), 4.43-4.33 (m, 2H), 3.88 (br s, 2H), 2.24 (s, 3H), 2.13 (d, J = 8.4 Hz, 3H), 1.39 (s, 9H).

Synthesis of Example compounds 591 and 592 (structures shown in Table 1).

[00280] Examples 591 and 592 (structures shown in Table 1) may be prepared in analogy to the procedures described above for Example 590.

Synthesis of Example compounds 593 and 594 (structures shown in Table 1).

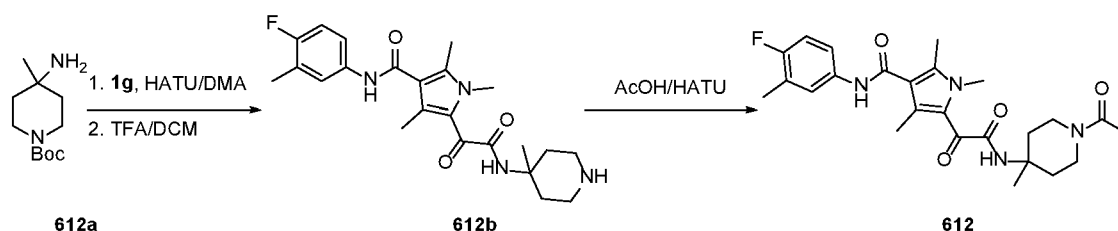
[00281] Examples 593 and 594 (structures shown in Table 1) may be prepared in analogy to the procedures described above for Example 392, utilizing azepane-2-carboxylic acid in Step 1.

Synthesis of Example compounds 595 - 612 (structures shown in Table 1).

[00282] Examples 595-611, and 613-XXX were prepared in analogy to the procedures described above for Example

[00283] Examples 639, 641, 643, 645, 664, 666, 668, 670, 708, and 709 were prepared in analogy to the procedures described above for Example 612, utilizing the requisite acids.

EXAMPLE 612: 5-(2-((1-acetyl-4-methylpiperidin-4-yl)amino)-2-oxoacetyl)-N-(4-fluoro-3-methylphenyl)-1,2,4-trimethyl-1H-pyrrole-3-carboxamide



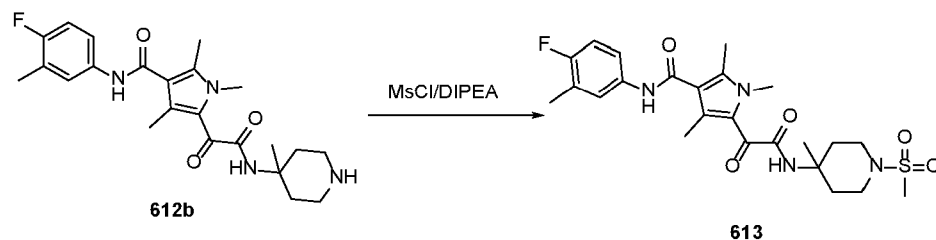
Step 1: Synthesis of N-(4-fluoro-3-methylphenyl)-1,2,4-trimethyl-5-(2-((4-methylpiperidin-4-yl)amino)-2-oxoacetyl)-1H-pyrrole-3-carboxamide.

[00284] To a mixture of Example 612a (110 mg, 0.5 mmol), Example 1 g (170 mg, 0.5 mmol) and HATU (200 mg, 0.52 mmol) in DMF (1 mL) was added DIPEA at 0 °C. The reaction mixture was warmed to rt overnight. The reaction mixture was quenched with 0.5 N HCl and extracted with EtOAc. The combined extracts were washed with brine, and concentrated under vacuum. The residues were dissolved in DCM (2 mL), then, TFA (1.5 mL) was added at 0 °C. The mixture was warmed to rt for 2 hrs. The solvent was evaporated and purified by reverse phase chromatography eluted with ACN and water and dried using lyophilization to afford the title products as TFA-salt pink solids. ESI-MS, m/z 551.3 ($M+23$)⁺.

Step 2: Synthesis of 5-(2-((1-acetyl-4-methylpiperidin-4-yl)amino)-2-oxoacetyl)-N-(4-fluoro-3-methylphenyl)-1,2,4-trimethyl-1H-pyrrole-3-carboxamide.

[00285] To a solution of Example 612b (30 mg, 0.07 mmol), HATU (60 mg, 0.15 mmol) and DIPEA (20 μ L) in DMF (1 mL) was added AcOH (30 mg) 0 °C. The reaction mixture was stirred at rt for 20 hrs. The reaction mixture was quenched with aqueous TFA (4%, 0.4 mL), and purified by reverse phase chromatography eluted with ACN and water, and dried using lyophilization to afford the title product as white solid. ESI-MS, m/z 471.2 (MH)⁺.

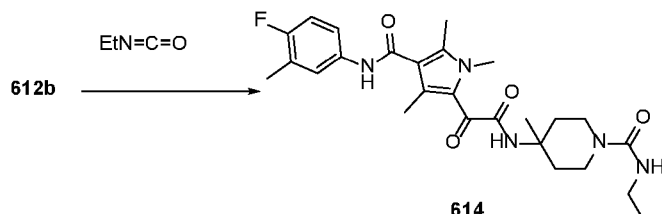
EXAMPLE 613: N-(4-fluoro-3-methylphenyl)-1,2,4-trimethyl-5-(2-((4-methyl-1-(methylsulfonyl)piperidin-4-yl)amino)-2-oxoacetyl)-1H-pyrrole-3-carboxamide



[00286] DIPEA was added to a solution of 612b (30 mg, 0.07 mmol) and methanesulfonyl chloride (20 mg, 0.17 mmol) in DCM (1 mL) at 0 °C. After 2 hrs at rt, the solvent was removed and the residue was purified by reverse phase chromatography eluted with ACN and water, and dried using lyophilization to afford the title product as white solid. ESI-MS, m/z 507.2 (MH)⁺.

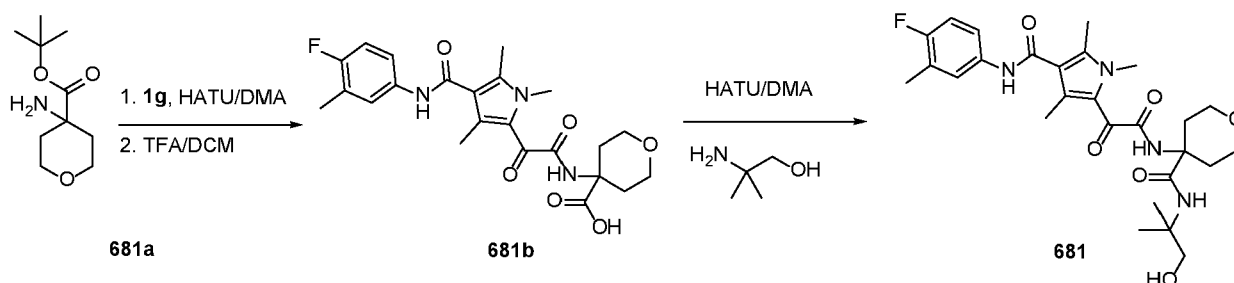
Examples 640, 642, 644, 665, 667 and 669 were prepared in analogy to the procedures described above for Example 612, utilizing the requisite amines.

EXAMPLE 614: N-ethyl-4-(2-(4-((4-fluoro-3-methylphenyl)carbamoyl)-1,3,5-trimethyl-1H-pyrrol-2-yl)-2-oxoacetamido)-4-methylpiperidine-1-carboxamide



[00287] DIPEA was added to a solution of Example 612b (30 mg, 0.07 mmol) and isocyanatoethane (10 mg, 0.14 mmol) in DMA (1 mL) at 0 °C. After 24 hrs at rt, the reaction mixture was purified by reverse phase chromatography eluted with ACN and water, and dried using lyophilization to afford the title product as white solid. ESI-MS, m/z 500.3 (MH)⁺.

EXAMPLE 681: N-(4-fluoro-3-methylphenyl)-5-(2-((4-((1-hydroxy-2-methylpropan-2-yl)carbamoyl)tetrahydro-2H-pyran-4-yl)amino)-2-oxoacetyl)-1,2,4-trimethyl-1H-pyrrole-3-carboxamide.



Step 1: Synthesis of 4-(2-(4-((4-fluoro-3-methylphenyl)carbamoyl)-1,3,5-trimethyl-1H-pyrrol-2-yl)-2-oxoacetamido)tetrahydro-2H-pyran-4-carboxylic acid.

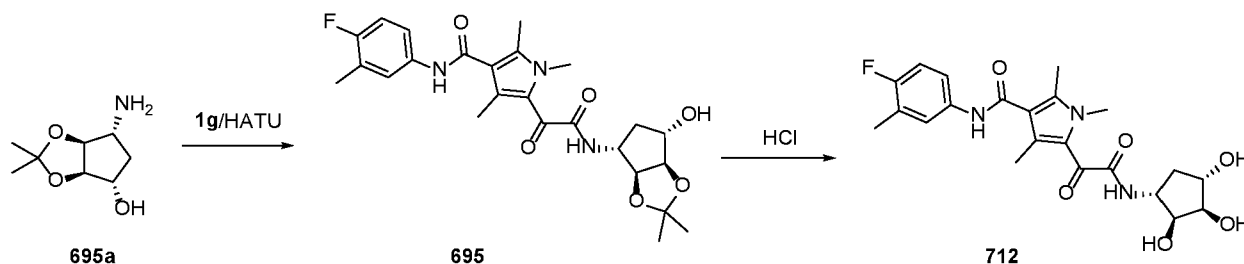
[00288] To a mixture of 681a (100 mg, 0.5 mmol), 1g (170 mg, 0.5 mmol) and HATU (200 mg, 0.52 mmol) in DMF (1 mL) was added DIPEA at 0 °C. The reaction mixture was warmed to rt overnight. The reaction mixture was diluted with water, and extracted with EtOAc (2x10 mL). The combined extracts were washed with water and brine, and concentrated under vacuum. The residue was dissolved in DCM (2 mL), then, TFA (1.2 mL) was added at 0 °C. The mixture was warmed to rt for 4 hrs, then, the solvent was evaporated and the residue was purified by reverse phase chromatography eluted with ACN and water and dried using lyophilization to afford the title products as white solids. ESI-MS, m/z 460.2 (MH)⁺.

Step 2: Synthesis N-(4-fluoro-3-methylphenyl)-5-(2-(((1-hydroxy-2-methylpropan-2-yl)carbamoyl)tetrahydro-2H-pyran-4-yl)amino)-2-oxoacetyl)-1,2,4-trimethyl-1H-pyrrole-3-carboxamide.

[00289] DIEPA (20 mg) was added to a solution of 681b (50 mg, 0.11 mmol), 2-amino-2-methylpropan-1-ol (12 mg) and HATU (60 mg, 0.16 mmol) in DMF at 0 °C. The mixture was warmed to rt for 12 hrs. The reaction was quenched with aqueous HCl (0.2 N), and extracted with EtOAc. The organic layer was washed with water and brine, concentrated in vacuo, then, purified by reverse phase chromatography eluted with ACN and water, and dried using lyophilization to afford the title product as white solid. ESI-MS, m/z 531.3 (MH)⁺.

[00290] Examples 605, 682, and 683 were prepared in analogy to the procedures described above for Example 681, utilizing the requisite amines.

EXAMPLE 695 and 712: N-(4-fluoro-3-methylphenyl)-5-(2-(((3aS,4R,6S,6aR)-6-hydroxy-2,2-dimethyltetrahydro-4H-cyclopenta[d][1,3]dioxol-4-yl)amino)-2-oxoacetyl)-1,2,4-trimethyl-1H-pyrrole-3-carboxamide and N-(4-fluoro-3-methylphenyl)-1,2,4-trimethyl-5-(2-oxo-2-(((1R,2S,3R,4S)-2,3,4-trihydroxycyclopentyl)amino)acetyl)-1H-pyrrole-3-carboxamide



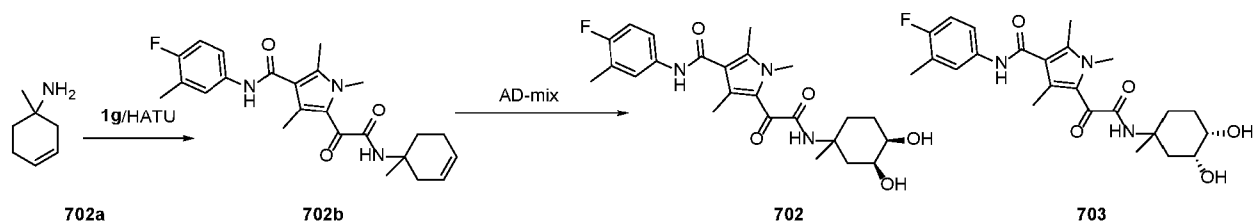
Step 1: Synthesis of N-(4-fluoro-3-methylphenyl)-5-(2-(((3aS,4R,6S,6aR)-6-hydroxy-2,2-dimethyltetrahydro-4H-cyclopenta[d][1,3]dioxol-4-yl)amino)-2-oxoacetyl)-1,2,4-trimethyl-1H-pyrrole-3-carboxamide.

[00291] The title compound was prepared from compound 695 following the procedure described in Example 2 Step 5, using 695a. The final product was purified by reverse phase chromatography eluted with ACN and water and dried using lyophilization to afford the title product as white solid. ESI-MS, m/z 488.2 (MH)⁺.

Step 2: Synthesis of N-(4-fluoro-3-methylphenyl)-1,2,4-trimethyl-5-(2-oxo-2-(((1R,2S,3R,4S)-2,3,4-trihydroxycyclopentyl)amino)acetyl)-1H-pyrrole-3-carboxamide.

[00292] HCl (2 N aqueous, 0.2 mL) was added to a solution of 695 (20 mg, 0.04 mmol) in MeOH/CH₃CN (1/1, 1 mL) at rt. After 20 hrs at rt, the reaction mixture was purified by reverse phase chromatography eluted with ACN and water and dried using lyophilization to afford the title product as white solid. ESI-MS, m/z 448.2 (MH)⁺.

EXAMPLE 702 and 703: 5-(2-(((3S,4R)-3,4-dihydroxy-1-methylcyclohexyl)amino)-2-oxoacetyl)-N-(4-fluoro-3-methylphenyl)-1,2,4-trimethyl-1H-pyrrole-3-carboxamide and 5-(2-(((3R,4S)-3,4-dihydroxy-1-methylcyclohexyl)amino)-2-oxoacetyl)-N-(4-fluoro-3-methylphenyl)-1,2,4-trimethyl-1H-pyrrole-3-carboxamide



Step 1: Synthesis of N-(4-fluoro-3-methylphenyl)-1,2,4-trimethyl-5-(2-((1-methylcyclohex-3-en-1-yl)amino)-2-oxoacetyl)-1H-pyrrole-3-carboxamide.

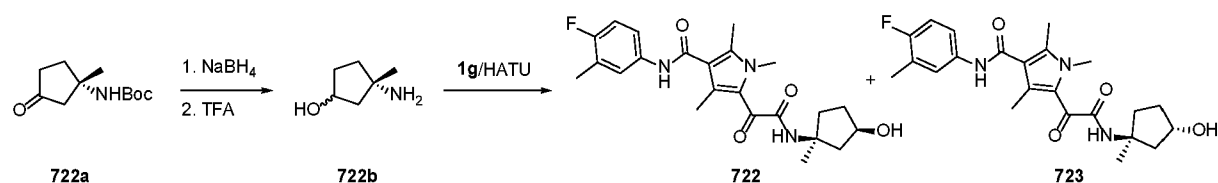
[00293] The title compound was prepared from compound **702b** following the procedure described in Example 2 Step 5, using **702a**. The final product was purified by reverse phase chromatography eluted with ACN and water and dried using lyophilization to afford the title product as white solid. ESI-MS, m/z 426.2 (MH)⁺.

Step 2:

[00294] AD-mix-beta (1 g) was added to a solution of **702b** (60 mg) in tBuOH/water (1/1, 10 mL) at 0 °C. The reaction was stirred at rt for 36 hrs. The reaction was quenched with water and extracted with EtOAc. The organic layer was washed with water and brine, concentrated in vacuo, and purified by reverse phase chromatography eluted with ACN and water, and dried using lyophilization to afford **702** and **703** as white solid. ESI-MS, m/z 531.3 (MH)⁺.

[00295] Example 707 was prepared in the same procedure as described for Example 614, using 1,2-difluoro-4-isocyanatobenzene instead of isocyanatoethane.

EXAMPLE 722 and 723: N-(4-fluoro-3-methylphenyl)-5-(2-(((1S,3R)-3-hydroxy-1-methylcyclopentyl)amino)-2-oxoacetyl)-1,2,4-trimethyl-1H-pyrrole-3-carboxamide and N-(4-fluoro-3-methylphenyl)-5-(2-(((1S,3S)-3-hydroxy-1-methylcyclopentyl)amino)-2-oxoacetyl)-1,2,4-trimethyl-1H-pyrrole-3-carboxamide



Step 1: Synthesis of (3S)-3-amino-3-methylcyclopentan-1-ol.

[00296] NaBH₄ (0.1 g) was added to a solution of **722a** (0.25 g, 1.2 mmol) in 6 mL of THF/MeOH (20/1) at 0 °C. The reaction mixture was warmed to rt for 2 hrs, then, concentrated. TFA (2 mL) was added to the residue in DCM (2 mL) at 0 °C. The reaction mixture was stirred at rt for 12 hrs, then,

concentrated and purified by reverse phase chromatography eluted with ACN and water and dried using lyophilization to afford the title product as white solid. ESI-MS, m/z 116.2 (MH)⁺.

Step 2: Synthesis of 722 and 723

[00297] DIPEA was added to a solution of **722b** (30 mg, 0.07 mmol), HATU (125 mg, 0.33 mmol) and **1g** (90 mg, 0.27 mmol) in DMF (1 mL) at 0 °C. The reaction mixture was stirred at rt for 20 hrs. The reaction mixture was quenched with aqueous TFA (4%, 0.4 mL), and purified by reverse phase chromatography eluted with ACN and water, and dried using lyophilization to afford 722 and 723 product as white solid. ESI-MS, m/z 430.2 (MH)⁺.

[00298] Examples 729-759 were prepared in analogy to the procedures of Example 434, utilizing the requisite amine and the appropriate aryl amine for preparation of the required intermediates. The observed MS data for these Examples are shown in Table 1.

07 10 22

EXAMPLE I: Oral Composition of a Compound of Formula (I), or a pharmaceutically acceptable salt, solvate, or stereoisomer thereof.

[00299] To prepare a pharmaceutical composition for oral delivery, 400 mg of compound described herein, or a pharmaceutically acceptable salt, solvate, or stereoisomer thereof and the following ingredients are mixed intimately and pressed into single scored tablets.

Tablet Formulation

Ingredient	Quantity per tablet (mg)
compound	400
cornstarch	50
croscarmellose sodium	25
lactose	120
magnesium stearate	5

[00300] The following ingredients are mixed intimately and loaded into a hard-shell gelatin capsule.

Capsule Formulation

Ingredient	Quantity per capsule (mg)
compound	200
lactose spray dried	148
magnesium stearate	2

EXAMPLE II: *In vitro* Antiviral Assays.

[00301] The anti-HBV activity of the Capsid Assembly Modulators (CAMs) was evaluated in a cell based assay utilizing the human hepatoma cell line HepAD38 (Ladner, SK., et al., 1998). HepAD38 cells were derived from the parental line, HepG2, that were stably transfected with a construct containing an HBV genome (genotype D, serotype ayw) under the control of a tetracycline repressible CMV promoter. Upon removal of tetracycline, viral pre-genomic RNA (pgRNA) and mRNAs are expressed and infectious viral particles are assembled and secreted into the culture medium providing a reliable, robust system to measure multiple steps of the HBV life cycle. Disruption of capsid formation results in reduced levels of DNA-containing virus particles that are released into the culture supernatant. To quantify the effect of CAMs on HBV replication, we developed a sensitive QPCR-based assay that measures extracellular HBV DNA levels upon treatment of HepAD38 cells with various concentrations of test compounds.

[00302] HepAD38 cells were maintained in DMEM/F12 medium containing 10% FBS, 400 µg/mL G418 and 0.3 µg/mL tetracycline (tet+ media) to maintain repression of HBV replication. To

07 10 22

evaluate each compound, HepAD38 cells were seeded into 24-well collagen coated culture plates (Corning BioCoat) at a density of 200,000 cells per well in 1mL of medium without tetracycline (tet-media) and allowed to adhere overnight at 37 °C, 5% CO₂ in a humidified incubator. The following day, media was refreshed and a dose range of each compound was prepared by performing 1 log₁₀ serial dilutions in 100% DMSO at 200x the desired assay concentration. Dilutions were then added to the cells resulting in a final dose range of 1 nM to 10 pM and the plates were returned to the incubator. Following 7 days of incubation, culture supernatants were harvested and HBV DNA levels were evaluated by QPCR and compared to the vehicle treated control wells (i.e. DMSO alone).

[00303] To quantify HBV DNA levels, cell culture supernatants were diluted 1:10 in sterile, nuclease-free water (Gibco). The diluted supernatants were subsequently added to a PCR master mix containing 1X Roche Light Cycler Master Mix, 0.5 μM forward primer, 0.5 μM reverse primer (Fwd: 5'-TTGGTGTCTTTCGGAGTGTG (SEQ ID NO 1); Rev: 5'-AGGGGCATTTGGTGGTCTAT (SEQ ID NO 2)), 0.2 μM Roche Universal Probe Library Probe 25. The volume was brought to 20 μL with nuclease-free water and amplification of the HBV target sequence was performed using a Roche LightCycler 480 QPCR instrument. PCR extended out to 45 cycles with each cycle consisting of a denaturation step at 95 °C for 10 sec., followed by an annealing step at 60 °C for 10 sec. and a brief extension step at 72 °C for 1 sec.

[00304] Extracellular HBV DNA levels, expressed in copies/mL, were determined by comparison to a standard curve (10²-10⁹ copies/mL) using the Roche LightCycler analysis software. These values were subsequently converted to percent inhibition of HBV replication by dividing the HBV DNA levels in the experimental samples with those obtained from the vehicle control (~1-2x10⁵ copies/mL). Potency, expressed as an EC₅₀ (the effective concentration required to inhibit 50% of HBV replication), was calculated from the dose-response curve using a 4-parameter non-linear regression analysis (GraphPad Prism). The nucleoside analog inhibitor entecavir was used as a positive control to validate each assay run. The EC₅₀ value of entecavir in the HepAD38 assay was 0.5 nM, as previously reported in the literature.

[00305] Table 2 summarizes the antiviral activity of the exemplary compounds. A: EC₅₀ > 1 μM; B: EC₅₀ values between 0.5 μM and 1 μM, inclusive; C: EC₅₀ values between 0.05 μM and 0.499 μM, inclusive; D: EC₅₀ values < 0.05 μM. NT = not tested. NA = not available.

07 10 22

Table 2. Summary of anti-HBV replication in HepAD38 cells.

(The following examples are reference examples: 112, 113, 114, 115, 116, 117, 118, 122, 130, 131, 132, 135, 138, 159, 160, 161, 162, 163, 164, 165, 167, 171, 173, 174, 175, 176, 177, 178, 179, 180, 183, 184, 185, 186, 191, 192, 193, 194, 195, 196, 197, 198, 200, 201, 202, 203, 205, 206, 208, 209, 210, 222, 224, 225, 226, 227, 229, 230, 234, 235, 237, 241, 248, 252, 253, 254, 255, 326, 331, 338, 339, 340, 341, 342, 343, 344, 345, 351, 360, 361, 362, 363, 364, 365, 366, 367, 368, 369, 370, 371, 372, 373, 374, 375, 376, 377, 378, 379, 380, 381, 382, 383, 384, 385, 386, 387, 388, 389, 390, 391, 392, 393, 394, 395, 396, 397, 398, 399, 400, 401, 402, 403, 404, 405, 406, 407, 408, 409, 410, 411, 412, 413, 414, 415, 416, 417, 418, 419, 420, 421, 422, 423, 424, 425, 426, 427, 428, 429, 430, 431, 432, 433, 434, 435, 436, 437, 438, 439, 440, 441, 442, 443, 444, 445, 446, 447, 448, 449, 450, 451, 452, 453, 454, 455, 456, 457, 458, 459, 460, 461, 462, 463, 464, 465, 466, 467, 468, 469, 470, 471, 472, 473, 474, 475, 476, 477, 478, 479, 480, 481, 482, 483, 484, 485, 486, 487, 488, 489, 490, 491, 492, 493, 494, 495, 496, 497, 498, 499, 500, 501, 502, 503, 504, 505, 506, 507, 508, 509, 510, 511, 512, 513, 514, 515, 516, 517, 518, 519, 520, 521, 522, 523, 524, 525, 526, 527, 528, 529, 530, 531, 532, 533, 534, 535, 536, 537, 538, 539, 540, 541, 542, 543, 544, 545, 546, 547, 548, 549, 550, 551, 552, 553, 554, 555, 556, 557, 558, 559, 560, 561, 562, 563, 564, 565, 566, 567, 568, 569, 570, 571, 572, 573, 574, 575, 576, 577, 578, 579, 580, 581, 582, 583, 584, 585, 586, 587, 588, 589, 590, 591, 592, 593, 594, 600, 601, 602, 603, 604, 606, 615, 627, 628, 630, 631, 634, 637, 638, 661, 684, 685, 686, 687, 688, 689, 690, 697, 700, 701, 704, 705, 720, 721, 724, 725, 726, 727, 729, 730, 731, 732, 733, 734, 735, 736, 737, 738, 739, 740, 741, 742, 743, 744, 745, 746, 748, 749, 750, 751, 752, 753, 754, 756, 757, 758, and 759.)

07 10 22

Ex.	Anti-HBV EC ₅₀	Ex.	Anti-HBV EC ₅₀	Ex.	Anti-HBV EC ₅₀	Ex.	Anti-HBV EC ₅₀	Ex.	Anti-HBV EC ₅₀
1	D	2	D	3	D	4	D	5	C
6	D	7	D	8	D	9	D	10	D
11	D	12	D	13	D	14	D	15	D
16	C	17	D	18	D	19	D	20	D
21	C	22	D	23	C	24	D	25	C
26	D	27	A	28	D	29	B	30	A
31	C	32	A	33	A	34	A	35	A

07 10 22

Ex.	Anti-HBV EC ₅₀	Ex.	Anti-HBV EC ₅₀	Ex.	Anti-HBV EC ₅₀	Ex.	Anti-HBV EC ₅₀	Ex.	Anti-HBV EC ₅₀
36	D	37	D	38	D	39	B	40	B
41	D	42	D	43	D	44	D	45	B
46	D	47	C	48	C	49	C	50	A
51	C	52	A	53	C	54	C	55	B
56	D	57	C	58	B	59	D	60	D
61	C	62	D	63	D	64	D	65	D
66	D	67	D	68	A	69	B	70	D
71	A	72	A	73	A	74	D	75	D
76	D	77	C	78	D	79	C	80	C
81	D	82	D	83	D	84	D	85	D
86	D	87	D	88	D	89	D	90	D
91	D	92	C	93	C	94	D	95	D
96	D	97	D	98	D	99	C	100	A
101	A	102	D	103	D	104	D	105	D
106	D	107	D	108	D	109	D	110	D
111	D	112	C	113	D	114	D	115	D
116	D	117	C	118	D	119	D	120	B
121	D	122	D	123	C	124	D	125	D
126	D	127	D	128	D	129	D	130	C
131	C	132	C	133	C	134	C	135	C
136	D	137	D	138	D	139	D	140	D
141	D	142	D	143	D	144	D	145	D
146	D	147	D	148	D	149	D	150	D

07 10 22

Ex.	Anti-HBV EC ₅₀	Ex.	Anti-HBV EC ₅₀	Ex.	Anti-HBV EC ₅₀	Ex.	Anti-HBV EC ₅₀	Ex.	Anti-HBV EC ₅₀
151	D	152	D	153	D	154	D	155	D
156	D	157	C	158	D	159	D	160	C
161	D	162	C	163	A	164	B	165	D
166	D	167	D	168	C	169	D	170	D
171	D	172	D	173	D	174	C	175	C
176	C	177	C	178	C	179	D	180	D
181	D	182	D	183	B	184	D	185	B
186	C	187	A	188	C	189	D	190	D
191	D	192	B	193	A	194	C	195	D
196	C	197	C	198	C	199	D	200	C
201	C	202	C	203	D	204	D	205	D
206	D	207	D	208	D	209	D	210	D
211	D	212	D	213	D	214	D	215	D
216	D	217	D	218	D	219	D	220	D
221	D	222	A	223	D	224	C	225	B
226	B	227	D	228	D	229	D	230	D
231	D	232	D	233	C	234	D	235	NT
236	D	237	NT	238	D	239	B	240	C
241	D	242	C	243	D	244	C	245	D
246	D	247	D	248	C	249	D	250	D
251	D	252	C	253	D	254	D	255	D
256	C	257	C	258	D	259	D	260	D
261	D	262	D	263	D	264	D	265	C

07 10 22

Ex.	Anti-HBV EC ₅₀	Ex.	Anti-HBV EC ₅₀	Ex.	Anti-HBV EC ₅₀	Ex.	Anti-HBV EC ₅₀	Ex.	Anti-HBV EC ₅₀
266	C	267	D	268	D	269	D	270	D
271	D	272	D	273	D	274	D	275	D
276	D	277	D	278	D	279	C	280	D
281	D	282	D	283	D	284	D	285	D
286	D	287	D	288	D	289	D	290	D
291	D	292	C	293	D	294	B	295	D
296	D	297	D	298	D	299	C	300	C
301	D	302	D	303	D	304	D	305	A
306	D	307	D	308	B	309	C	310	D
311	D	312	D	313	D	314	D	315	D
316	D	317	A	318	C	319	D	320	D
321	D	322	D	323	D	324	D	325	C
326	D	327	D	328	C	329	B	330	D
331	D	332	D	333	D	334	D	335	D
336	D	337	B	338	B	339	B	340	B
341	C	342	B	343	C	344	C	345	D
346	D	347	D	348	D	349	A	350	B
351	C	352	C	353	C	354	D	355	D
356	D	357	D	358	D	359	D	360	NA
361	NA	362	NA	363	D	364	D	365	D
366	D	367	D	368	C	369	D	370	D
371	C	372	D	373	D	374	D	375	D
376	D	377	D	378	D	379	C	380	D

Ex.	Anti-HBV EC ₅₀	Ex.	Anti-HBV EC ₅₀	Ex.	Anti-HBV EC ₅₀	Ex.	Anti-HBV EC ₅₀	Ex.	Anti-HBV EC ₅₀
381	C	382	A	383	B	384	A	385	A
386	A	387	A	388	A	389	A	390	C
391	A	392	A	393	C	394	C	395	A
396	C	397	C	398	C	399	C	400	C
401	A	402	C	403	C	404	C	405	C
406	B	407	C	408	C	409	C	410	C
411	C	412	C	413	C	414	C	415	A
416	A	417	C	418	C	419	A	420	C
421	A	422	A	423	A	424	C	425	C
426	C	427	C	428	C	429	C	430	C
431	C	432	C	433	B	434	D	435	A
436	C	437	C	438	C	439	C	440	C
441	D	442	D	443	D	444	D	445	D
446	C	447	D	448	D	449	C	450	C
451	C	452	D	453	C	454	C	455	D
456	B	457	C	458	B	459	C	460	D
461	D	462	C	463	C	464	C	465	D
466	C	467	B	468	C	469	B	470	B
471	B	472	A	473	B	474	B	475	B
476	A	477	A	478	A	479	NA	480	NA
481	NA	482	NA	483	NA	484	NA	485	NA
486	NA	487	NA	488	NA	489	D	490	D
491	D	492	D	493	D	494	D	495	D

07 10 22

Ex.	Anti-HBV EC ₅₀	Ex.	Anti-HBV EC ₅₀	Ex.	Anti-HBV EC ₅₀	Ex.	Anti-HBV EC ₅₀	Ex.	Anti-HBV EC ₅₀
496	D	497	C	498	C	499	D	500	D
501	C	502	C	503	D	504	D	505	B
506	B	507	C	508	B	509	B	510	A
511	C	512	B	513	C	514	C	515	D
516	C	517	C	518	C	519	C	520	D
521	A	522	A	523	C	524	C	525	A
526	A	527	B	528	B	529	A	530	A
531	C	532	B	533	B	534	C	535	D
536	D	537	C	538	NA	539	D	540	D
541	D	542	D	543	D	544	D	545	D
546	D	547	C	548	D	549	B	550	D
551	C	552	D	553	D	554	D	555	C
556	C	557	D	558	D	559	C	560	D
561	D	562	D	563	D	564	D	565	D
566	D	567	D	568	D	569	D	570	D
571	C	572	D	573	C	574	B	575	B
576	C	577	A	578	B	579	B	580	D
581	D	582	A	583	D	584	D	587	C
588	C	589	B	590	B	595	D	596	D
597	D	598	D	599	D	600	D	601	D
602	D	603	D	604	D	605	D	606	D
607	D	608	D	609	D	610	D	611	D
612	D	613	D	614	D	615	D	616	D

07 10 22

07 10 22

Ex.	Anti-HBV EC ₅₀	Ex.	Anti-HBV EC ₅₀	Ex.	Anti-HBV EC ₅₀	Ex.	Anti-HBV EC ₅₀	Ex.	Anti-HBV EC ₅₀
617	D	618	D	619	D	620	D	621	D
622	D	623	D	624	D	625	D	626	D
627	D	628	D	629	D	630	D	631	D
632	D	633	D	634	D	635	D	636	D
637	D	638	D	639	D	640	D	641	D
642	D	643	C	644	D	645	D	646	D
647	D	648	D	649	D	650	C	651	D
652	D	653	C	654	D	655	C	656	D
657	D	658	D	659	D	660	D	661	D
662	D	663	D	664	D	665	D	666	D
667	D	668	D	669	D	670	D	671	D
672	D	673	D	674	C	675	D	676	D
677	D	678	D	679	D	680	D	681	D
682	D	683	D	684	D	685	D	686	D
687	D	688	D	689	D	690	D	691	D
692	D	693	D	694	D	695	D	696	D
697	D	698	C	699	D	700	D	701	D
702	D	703	D	704	D	705	D	706	D
707	D	708	D	709	D	710	D	711	D
712	D	713	D	714	D	715	D	716	D
717	D	718	D	719	D	720	D	721	D
722	D	723	D	724	D	725	D	726	D
727	D	728	D	729	C	730	C	731	D

Ex.	Anti-HBV EC ₅₀	Ex.	Anti-HBV EC ₅₀	Ex.	Anti-HBV EC ₅₀	Ex.	Anti-HBV EC ₅₀	Ex.	Anti-HBV EC ₅₀
732	C	733	D	734	D	735	C	736	D
737	D	738	C	739	C	740	D	741	C
742	C	743	C	744	C	745	C	746	C
748	C	749	C	750	C	751	C	752	C
753	C	754	C	756	C	757	C	758	C
759	C								

07 10 22

EXAMPLE III: *In vitro* Cytotoxicity Assays.

[00306] To evaluate antiviral selectivity, the cytotoxic activity of each compound was determined using a standard cell viability assay performed on the parental HepG2 cell line. Cell viability was determined by measuring the conversion of 3-(4,5-dimethylthiazol-2-yl)-2,5-diphenyltetrazolium bromide (MTT) to the insoluble formazan salt crystal that occurs in live cells. Briefly, HepG2 cells were seeded in 96-well plates at a density of 20,000 cells per well in EMEM + 10% FBS (complete growth medium) and allowed to adhere overnight in a 37 °C, 5% CO₂ humidified incubator. The next day, test agents were prepared by performing 8 half-log₁₀ serial dilutions in 100% DMSO at 200X the final desired concentration in the assay. Compounds were tested over a range of concentrations from 30 μM to 1.0 nM in the assay. HepG2 cells were incubated in the presence of various concentrations of CAMs for 7 days in a 37 °C, 5% CO₂ humidified incubator. At the completion of the 7-day incubation period, MTT reagent was added to each well and the mixture was incubated for an additional 3-4 hours. At the completion of the incubation period, all wells were aspirated to remove the culture medium. The formazan crystals were solubilized from the cell monolayers with 100% DMSO. Plates were briefly mixed on an orbital shaker and absorbance was measured at 492 nm using a Perkin-Elmer EnVision multi-label plate reader. All absorbance values were converted to a percentage of the signal obtained from the vehicle treated controls. Absorbance values at 492 nm are directly proportional to the number of viable cells present in the sample. A CC₅₀ value (cytotoxic concentration that results in loss of 50% cell viability) was calculated from the dose-response curve by 4-parameter, non-linear regression analysis using the GraphPad Prism software. The positive control compound, staurosporine, reduced the viability of HepG2 cells in a dose-dependent manner (CC₅₀= 100 nM).

[00307] Table 3 summarizes the cytotoxicity assay data in the hepatocyte cell line HepG2 for the example compounds. A: CC₅₀ > 30 μM; B: CC₅₀ values between 5 μM and 30 μM, inclusive; C: CC₅₀ values between 0.5 μM and 4.99 μM, inclusive; D: CC₅₀ values < 0.5 μM. NT = not tested. NA = not available.

07 10 22

Table 3. Summary of cytotoxicity results in HepG2 cells for example compounds.

(The following examples are reference examples: 112, 113, 114, 115, 116, 117, 118, 122, 130, 131, 132, 135, 138, 159, 160, 161, 162, 163, 164, 165, 167, 171, 173, 174, 175, 176, 177, 178, 179, 180, 183, 184, 185, 186, 191, 192, 193, 194, 195, 196, 197, 198, 200, 201, 202, 203, 205, 206, 208, 209, 210, 222, 224, 225, 226, 227, 229, 230, 234, 235, 237, 241, 248, 252, 253, 254, 255, 326, 331, 338, 339, 340, 341, 342, 343, 344, 345, 351, 360, 361, 362, 363, 364, 365, 366, 367, 368, 369, 370, 371, 372, 373, 374, 375, 376, 377, 378, 379, 380, 381, 382, 383, 384, 385, 386, 387, 388, 389, 390, 391, 392, 393, 394, 395, 396, 397, 398, 399, 400, 401, 402, 403, 404, 405, 406, 407, 408, 409, 410, 411, 412, 413, 414, 415, 416, 417, 418, 419, 420, 421, 422, 423, 424, 425, 426, 427, 428, 429, 430, 431, 432, 433, 434, 435, 436, 437, 438, 439, 440, 441, 442, 443, 444, 445, 446, 447, 448, 449, 450, 451, 452, 453, 454, 455, 456, 457, 458, 459, 460, 461, 462, 463, 464, 465, 466, 467, 468, 469, 470, 471, 472, 473, 474, 475, 476, 477, 478, 479, 480, 481, 482, 483, 484, 485, 486, 487, 488, 489, 490, 491, 492, 493, 494, 495, 496, 497, 498, 499, 500, 501, 502, 503, 504, 505, 506, 507, 508, 509, 510, 511, 512, 513, 514, 515, 516, 517, 518, 519, 520, 521, 522, 523, 524, 525, 526, 527, 528, 529, 530, 531, 532, 533, 534, 535, 536, 537, 538, 539, 540, 541, 542, 543, 544, 545, 546, 547, 548, 549, 550, 551, 552, 553, 554, 555, 556, 557, 558, 559, 560, 561, 562, 563, 564, 565, 566, 567, 568, 569, 570, 571, 572, 573, 574, 575, 576, 577, 578, 579, 580, 581, 582, 583, 584, 585, 586, 587, 588, 589, 590, 591, 592, 593, 594, 600, 601, 602, 603, 604, 606, 615, 627, 628, 630, 631, 634, 637, 638, 661, 684, 685, 686, 687, 688, 689, 690, 697, 700, 701, 704, 705, 720, 721, 724, 725, 726, 727, 729, 730, 731, 732, 733, 734, 735, 736, 737, 738, 739, 740, 741, 742, 743, 744, 745, 746, 748, 749, 750, 751, 752, 753, 754, 756, 757, 758, and 759.)

07 10 22

Ex.	HepG2 CC ₅₀	Ex.	HepG2 CC ₅₀	Ex.	HepG2 CC ₅₀	Ex.	HepG2 CC ₅₀	Ex.	HepG2 CC ₅₀
1	A	2	A	3	B	4	A	5	A
6	A	7	A	8	A	9	A	10	B
11	A	12	A	13	A	14	B	15	A
16	B	17	C	18	A	19	B	20	C
21	A	22	A	23	A	24	A	25	A
26	A	27	A	28	A	29	A	30	A
31	A	32	A	33	A	34	A	35	A

07 10 22

Ex.	HepG2 CC ₅₀	Ex.	HepG2 CC ₅₀	Ex.	HepG2 CC ₅₀	Ex.	HepG2 CC ₅₀	Ex.	HepG2 CC ₅₀
36	A	37	A	38	A	39	A	40	C
41	C	42	A	43	C	44	A	45	A
46	A	47	C	48	A	49	A	50	A
51	A	52	A	53	A	54	A	55	C
56	C	57	A	58	A	59	A	60	A
61	A	62	A	63	A	64	B	65	A
66	A	67	A	68	A	69	A	70	A
71	A	72	A	73	A	74	A	75	B
76	B	77	A	78	A	79	A	80	A
81	A	82	A	83	B	84	A	85	A
86	B	87	A	88	B	89	A	90	B
91	A	92	A	93	A	94	A	95	A
96	A	97	A	98	A	99	A	100	B
101	B	102	C	103	A	104	A	105	B
106	C	107	A	108	C	109	A	110	A
111	A	112	A	113	A	114	A	115	A
116	A	117	A	118	A	119	A	120	A
121	A	122	A	123	A	124	B	125	C
126	A	127	A	128	A	129	A	130	A
131	A	132	A	133	A	134	A	135	B
136	A	137	A	138	C	139	A	140	A
141	A	142	A	143	A	144	A	145	A
146	A	147	A	148	A	149	A	150	A

07 10 22

Ex.	HepG2 CC ₅₀	Ex.	HepG2 CC ₅₀	Ex.	HepG2 CC ₅₀	Ex.	HepG2 CC ₅₀	Ex.	HepG2 CC ₅₀
151	A	152	A	153	B	154	A	155	A
156	A	157	A	158	A	159	A	160	A
161	A	162	A	163	A	164	A	165	A
166	A	167	A	168	A	169	A	170	A
171	A	172	A	173	A	174	A	175	A
176	A	177	B	178	B	179	B	180	B
181	A	182	A	183	A	184	A	185	A
186	A	187	A	188	A	189	A	190	A
191	A	192	A	193	A	194	A	195	A
196	A	197	A	198	A	199	A	200	A
201	A	202	A	203	A	204	A	205	A
206	A	207	A	208	A	209	A	210	A
211	A	212	B	213	A	214	A	215	A
216	B	217	A	218	B	219	A	220	B
221	B	222	A	223	B	224	A	225	A
226	A	227	A	228	A	229	A	230	A
231	B	232	A	233	A	234	A	235	NT
236	B	237	NT	238	A	239	A	240	A
241	A	242	A	243	B	244	B	245	A
246	B	247	B	248	B	249	B	250	B
251	A	252	A	253	A	254	B	255	B
256	B	257	B	258	B	259	A	260	B
261	C	262	B	263	A	264	B	265	A

07 10 22

Ex.	HepG2 CC ₅₀	Ex.	HepG2 CC ₅₀	Ex.	HepG2 CC ₅₀	Ex.	HepG2 CC ₅₀	Ex.	HepG2 CC ₅₀
266	A	267	A	268	B	269	B	270	A
271	A	272	A	273	A	274	A	275	A
276	A	277	A	278	A	279	A	280	A
281	B	282	A	283	B	284	A	285	A
286	A	287	A	288	A	289	B	290	A
291	A	292	A	293	B	294	A	295	B
296	A	297	B	298	A	299	A	300	A
301	A	302	A	303	A	304	B	305	A
306	A	307	A	308	A	309	A	310	E
311	A	312	B	313	B	314	B	315	A
316	A	317	B	318	A	319	B	320	A
321	B	322	B	323	B	324	B	325	A
326	A	327	A	328	A	329	A	330	A
331	A	332	A	333	A	334	A	335	A
336	B	337	B	338	A	339	A	340	A
341	A	342	A	343	A	344	A	345	A
346	A	347	A	348	A	349	A	350	A
351	A	352	A	353	A	354	A	355	A
356	A	357	A	358	A	359	A	360	NA
361	NA	362	NA	363	A	364	B	365	A
366	A	367	B	368	A	369	A	370	A
371	A	372	C	373	C	374	C	375	A
376	B	377	A	378	A	379	A	380	A

07 10 22

Ex.	HepG2 CC ₅₀	Ex.	HepG2 CC ₅₀	Ex.	HepG2 CC ₅₀	Ex.	HepG2 CC ₅₀	Ex.	HepG2 CC ₅₀
381	A	382	A	383	A	384	A	385	A
386	B	387	B	388	B	389	B	390	A
391	A	392	B	393	A	394	A	395	C
396	B	397	B	398	A	399	A	400	A
401	A	402	A	403	A	404	A	405	A
406	A	407	A	408	A	409	A	410	A
411	A	412	B	413	A	414	A	415	A
416	A	417	A	418	A	419	A	420	A
421	A	422	A	423	B	424	A	425	A
426	A	427	A	428	A	429	A	430	A
431	A	432	A	433	A	434	A	435	B
436	A	437	A	438	A	439	A	440	B
441	B	442	B	443	B	444	B	445	B
446	B	447	B	448	B	449	A	450	A
451	B	452	B	453	A	454	A	455	B
456	A	457	A	458	B	459	B	460	B
461	B	462	A	463	B	464	A	465	B
466	A	467	A	468	A	469	B	470	B
471	A	472	A	473	A	474	A	475	A
476	B	477	A	478	A	489	A	490	A
491	A	492	B	493	B	494	B	495	B
496	B	497	C	498	A	499	A	500	B
501	B	502	A	503	A	504	B	505	A

Ex.	HepG2 CC ₅₀	Ex.	HepG2 CC ₅₀	Ex.	HepG2 CC ₅₀	Ex.	HepG2 CC ₅₀	Ex.	HepG2 CC ₅₀
506	B	507	A	508	A	509	A	510	A
511	A	512	A	513	A	514	B	515	B
516	A	517	B	518	B	519	B	520	A
521	A	522	A	523	B	524	B	525	A
526	A	527	C	528	C	529	A	530	A
531	A	532	C	533	A	534	B	535	C
536	A	537	A	538	NA	539	B	540	A
541	A	542	A	543	A	544	A	545	B
546	A	547	B	548	B	549	A	550	A
551	A	552	B	553	B	554	B	555	B
556	B	557	B	558	A	559	A	560	A
561	A	562	B	563	B	564	B	565	B
566	B	567	A	568	B	569	A	570	A
571	A	572	A	573	A	574	B	575	A
576	B	577	A	578	A	579	A	580	B
581	B	582	A	583	A	584	B	585	NA
586	NA	587	A	588	B	589	A	590	A
595	A	596	A	597	A	598	A	599	A
600	A	601	A	602	A	603	B	604	B
605	A	606	A	607	A	608	A	609	A
610	A	611	A	612	A	613	A	614	A
615	A	616	A	617	A	618	A	619	A
620	A	621	A	622	A	623	A	624	A

07 10 22

07 10 22

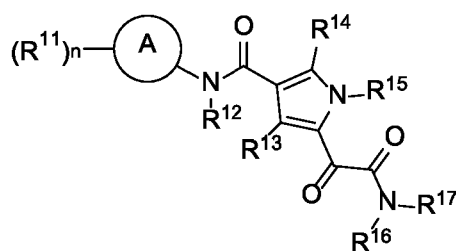
Ex.	HepG2 CC ₅₀	Ex.	HepG2 CC ₅₀	Ex.	HepG2 CC ₅₀	Ex.	HepG2 CC ₅₀	Ex.	HepG2 CC ₅₀
625	A	626	A	627	A	628	A	629	A
630	A	631	A	632	A	633	A	634	A
635	A	636	A	637	A	638	A	639	A
640	B	641	A	642	B	643	A	644	B
645	A	646	B	647	A	648	A	649	A
650	A	651	A	652	A	653	A	654	A
655	A	656	B	657	B	658	B	659	A
660	A	661	B	662	A	663	A	664	A
665	B	666	A	667	C	668	A	669	A
670	A	671	A	672	A	673	A	674	B
675	A	676	A	677	A	678	B	679	A
680	A	681	A	682	A	683	A	684	A
685	A	686	C	687	B	688	A	689	A
690	A	691	A	692	A	693	A	694	A
695	A	696	A	697	A	698	A	699	B
700	A	701	A	702	A	703	A	704	A
705	A	706	A	707	C	708	A	709	A
710	A	711	A	712	A	713	A	714	A
715	B	716	A	717	B	718	B	719	A
720	A	721	A	722	A	723	A	724	A
725	A	726	A	727	A	728	A	729	A
730	A	731	B	732	A	733	B	734	A
735	B	736	B	737	A	738	A	739	A

Ex.	HepG2 CC ₅₀	Ex.	HepG2 CC ₅₀	Ex.	HepG2 CC ₅₀	Ex.	HepG2 CC ₅₀	Ex.	HepG2 CC ₅₀
740	A	741	A	742	A	743	A	744	A
745	A	746	A	748	A	749	A	750	A
751	A	752	A	753	A	754	A	756	A
757	A	758	A	759	A				

07 10 22

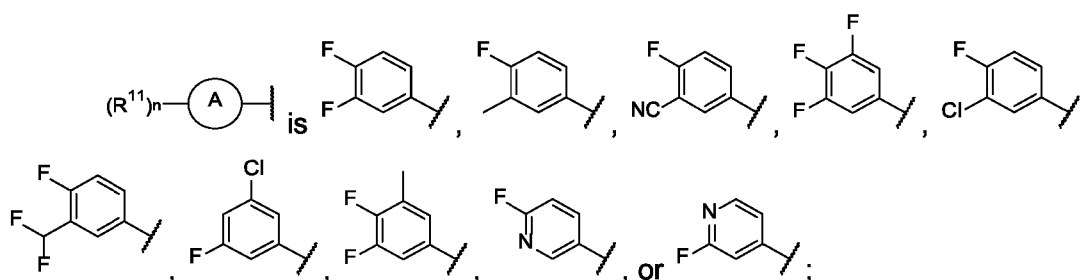
CLAIMS

1. A compound of Formula (I), or a pharmaceutically acceptable salt, solvate, or stereoisomer thereof,
for use in a method of treating a hepatitis B infection in a subject,
in combination with an antiviral suitable for the treatment of chronic hepatitis B infection:



(I),

wherein:

 R^{12} is hydrogen or C_1 - C_6 alkyl; R^{13} is hydrogen or C_1 - C_6 alkyl; R^{14} is hydrogen or C_1 - C_6 alkyl; R^{15} is hydrogen, C_1 - C_6 alkyl, or C_1 - C_6 hydroxyalkyl; R^{16} is hydrogen or C_1 - C_6 alkyl;

R^{17} is hydrogen, -CN, -OR²⁰, C_1 - C_6 alkyl, C_1 - C_6 haloalkyl, C_1 - C_6 hydroxyalkyl, C_1 - C_6 aminoalkyl, C_2 - C_6 alkenyl, C_2 - C_6 alkynyl, cycloalkyl, heterocycloalkyl, aryl, heteroaryl, - C_1 - C_6 alkyl(aryl), - C_1 - C_6 alkyl(heteroaryl), - C_1 - C_6 alkyl(cycloalkyl), or - C_1 - C_6 alkyl(heterocycloalkyl); wherein each alkyl, alkenyl, alkynyl, cycloalkyl, heterocycloalkyl, aryl, and heteroaryl is independently optionally substituted with one, two, or three R^7 ;

or R^{16} and R^{17} are taken together with the nitrogen atom to which they are attached to form a heterocycloalkyl or a heterocycloalkenyl; each optionally substituted with one, two, or three R^8 ;

07 10 22

each R²⁰ is independently hydrogen, C₁-C₆alkyl, C₁-C₆haloalkyl, C₁-C₆hydroxyalkyl, C₁-C₆aminoalkyl, C₂-C₆alkenyl, C₂-C₆alkynyl, cycloalkyl, heterocycloalkyl, aryl, or heteroaryl; wherein each alkyl, alkenyl, alkynyl, cycloalkyl, heterocycloalkyl, aryl, and heteroaryl is independently optionally substituted with one, two, or three R⁷;

each R⁸ is independently oxo, halogen, -CN, -OH, -OR^a, -SH, -SR^a, -S(=O)R^a, -S(=O)₂R^a, -NO₂, -NR^bR^c, -NHS(=O)₂R^a, -S(=O)₂NR^bR^c, -C(=O)R^a, -OC(=O)R^a, -C(=O)OR^b, -OC(=O)OR^b, -C(=O)NR^bR^c, -OC(=O)NR^bR^c, -NR^bC(=O)NR^bR^c, -NR^bC(=O)R^a, -NR^bC(=O)OR^b, C₁-C₆alkyl, C₁-C₆haloalkyl, C₁-C₆hydroxyalkyl, C₁-C₆aminoalkyl, C₂-C₆alkenyl, C₂-C₆alkynyl, cycloalkyl, heterocycloalkyl, aryl, heteroaryl, -C₁-C₆alkyl(aryl), -C₁-C₆alkyl(heteroaryl), -C₁-C₆alkyl(cycloalkyl), or -C₁-C₆alkyl(heterocycloalkyl); wherein each alkyl, alkenyl, alkynyl, cycloalkyl, heterocycloalkyl, aryl, and heteroaryl is independently optionally substituted with one, two, or three oxo, halogen, -CN, -OH, -OMe, -S(=O)Me, -S(=O)₂Me, -NH₂, -S(=O)₂NH₂, -C(=O)Me, -C(=O)OH, -C(=O)OMe, C₁-C₆alkyl, C₁-C₆haloalkyl, C₁-C₆hydroxyalkyl, or C₁-C₆aminoalkyl;

each R⁷ is independently oxo, halogen, -CN, -OH, -OR^a, -SH, -SR^a, -S(=O)R^a, -S(=O)₂R^a, -NO₂, -NR^bR^c, -NHS(=O)₂R^a, -S(=O)₂NR^bR^c, -C(=O)R^a, -OC(=O)R^a, -C(=O)OR^b, -OC(=O)OR^b, -C(=O)NR^bR^c, -OC(=O)NR^bR^c, -NR^bC(=O)NR^bR^c, -NR^bC(=O)R^a, -NR^bC(=O)OR^b, C₁-C₆alkyl, C₁-C₆haloalkyl, C₁-C₆hydroxyalkyl, C₁-C₆aminoalkyl, C₂-C₆alkenyl, C₂-C₆alkynyl, cycloalkyl, heterocycloalkyl, aryl, heteroaryl, -C₁-C₆alkyl(aryl), -C₁-C₆alkyl(heteroaryl), -C₁-C₆alkyl(cycloalkyl), or -C₁-C₆alkyl(heterocycloalkyl); wherein each alkyl, alkenyl, alkynyl, cycloalkyl, heterocycloalkyl, aryl, and heteroaryl is independently optionally substituted with one, two, or three R^{7a};

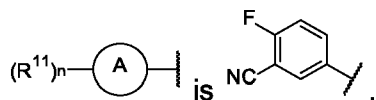
each R^{7a} is independently oxo, halogen, -CN, -OH, -OR^a, -NR^bR^c, -C(=O)R^a, -C(=O)OR^b, -C(=O)NR^bR^c, C₁-C₆alkyl, C₁-C₆haloalkyl, C₁-C₆hydroxyalkyl, C₁-C₆aminoalkyl;

each R^a is independently C₁-C₆alkyl, C₁-C₆haloalkyl, C₁-C₆hydroxyalkyl, C₁-C₆aminoalkyl, C₂-C₆alkenyl, C₂-C₆alkynyl, cycloalkyl, heterocycloalkyl, aryl, or heteroaryl; wherein each alkyl, alkenyl, alkynyl, cycloalkyl, heterocycloalkyl, aryl, and heteroaryl is independently optionally substituted with one, two, or three oxo, halogen, -CN, -OH, -OMe, -S(=O)Me, -S(=O)₂Me, -NH₂, -S(=O)₂NH₂, -C(=O)Me, -C(=O)OH, -C(=O)OMe, C₁-C₆alkyl, C₁-C₆haloalkyl, C₁-C₆hydroxyalkyl, or C₁-C₆aminoalkyl; and

each R^b and R^c are independently hydrogen, C₁-C₆alkyl, C₁-C₆haloalkyl, C₁-C₆hydroxyalkyl, C₁-C₆aminoalkyl, C₂-C₆alkenyl, C₂-C₆alkynyl, cycloalkyl, heterocycloalkyl, aryl, or heteroaryl; wherein each alkyl, alkenyl, alkynyl, cycloalkyl, heterocycloalkyl, aryl, and heteroaryl is independently optionally substituted with one, two, or three oxo, halogen, -CN, -OH, -OMe, -S(=O)Me, -S(=O)₂Me, -NH₂, -S(=O)₂NH₂, -C(=O)Me, -C(=O)OH, -C(=O)OMe, C₁-C₆alkyl, C₁-C₆haloalkyl, C₁-C₆hydroxyalkyl, or C₁-C₆aminoalkyl;

or R^b and R^c are taken together with the atom to which they are attached to form a heterocycloalkyl optionally substituted with one, two, or three oxo, halogen, -CN, -OH, -OMe, -S(=O)Me, -S(=O)₂Me, -NH₂, -S(=O)₂NH₂, -C(=O)Me, -C(=O)OH, -C(=O)OMe, C₁-C₆alkyl, C₁-C₆haloalkyl, C₁-C₆hydroxyalkyl, or C₁-C₆aminoalkyl.

2. The compound, pharmaceutically acceptable salt, solvate, or stereoisomer for use according to claim 1, wherein:



3. The compound, pharmaceutically acceptable salt, solvate, or stereoisomer for use according to claim 1 or 2, wherein:

R¹⁷ is -OR²⁰, C₁-C₆alkyl, C₁-C₆haloalkyl, C₁-C₆hydroxyalkyl, cycloalkyl, heterocycloalkyl, -C₁-C₆alkyl(heteroaryl), or -C₁-C₆alkyl(cycloalkyl); wherein each alkyl, cycloalkyl, heterocycloalkyl, and heteroaryl is independently optionally substituted with one, two, or three R⁷.

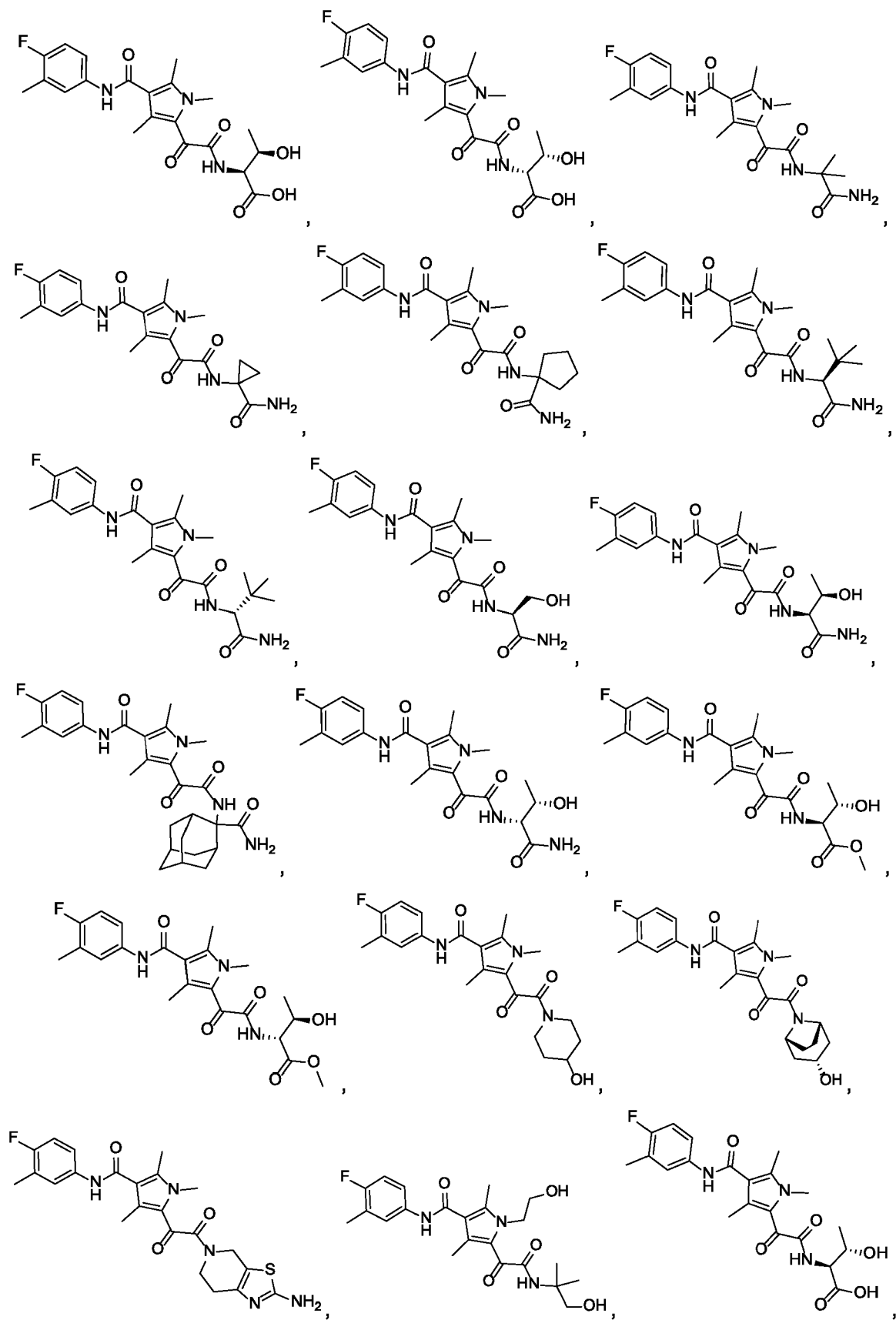
4. The compound, pharmaceutically acceptable salt, solvate, or stereoisomer for use according to any one of claims 1-3, wherein:

R¹⁷ is C₁-C₆alkyl or cycloalkyl; each optionally substituted with one, two, or three R⁷.

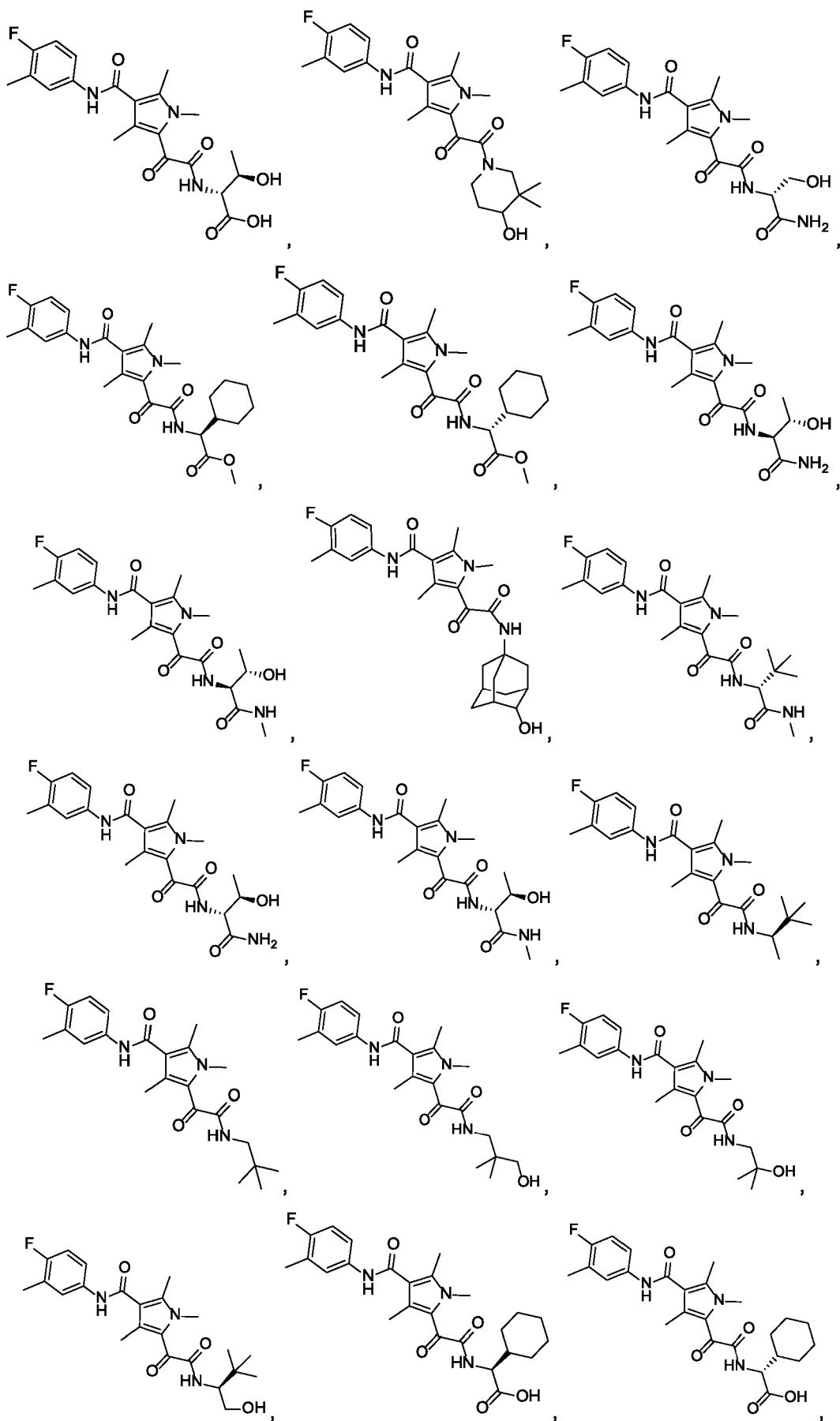
5. The compound, pharmaceutically acceptable salt, solvate, or stereoisomer for use according to any one of claims 1-4, wherein:

R¹⁷ is C₁-C₆alkyl optionally substituted with one, two, or three R⁷.

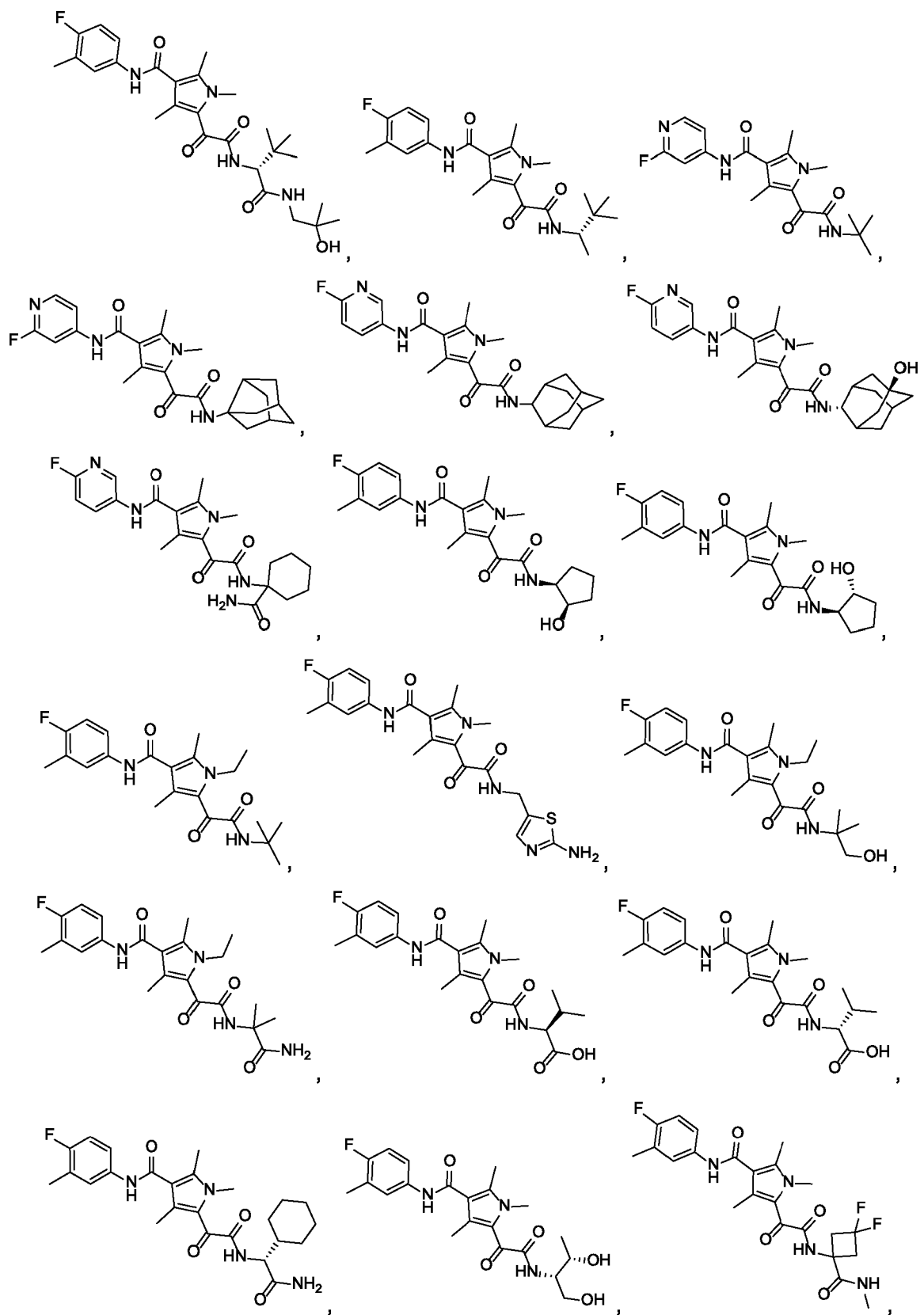
07 10 22



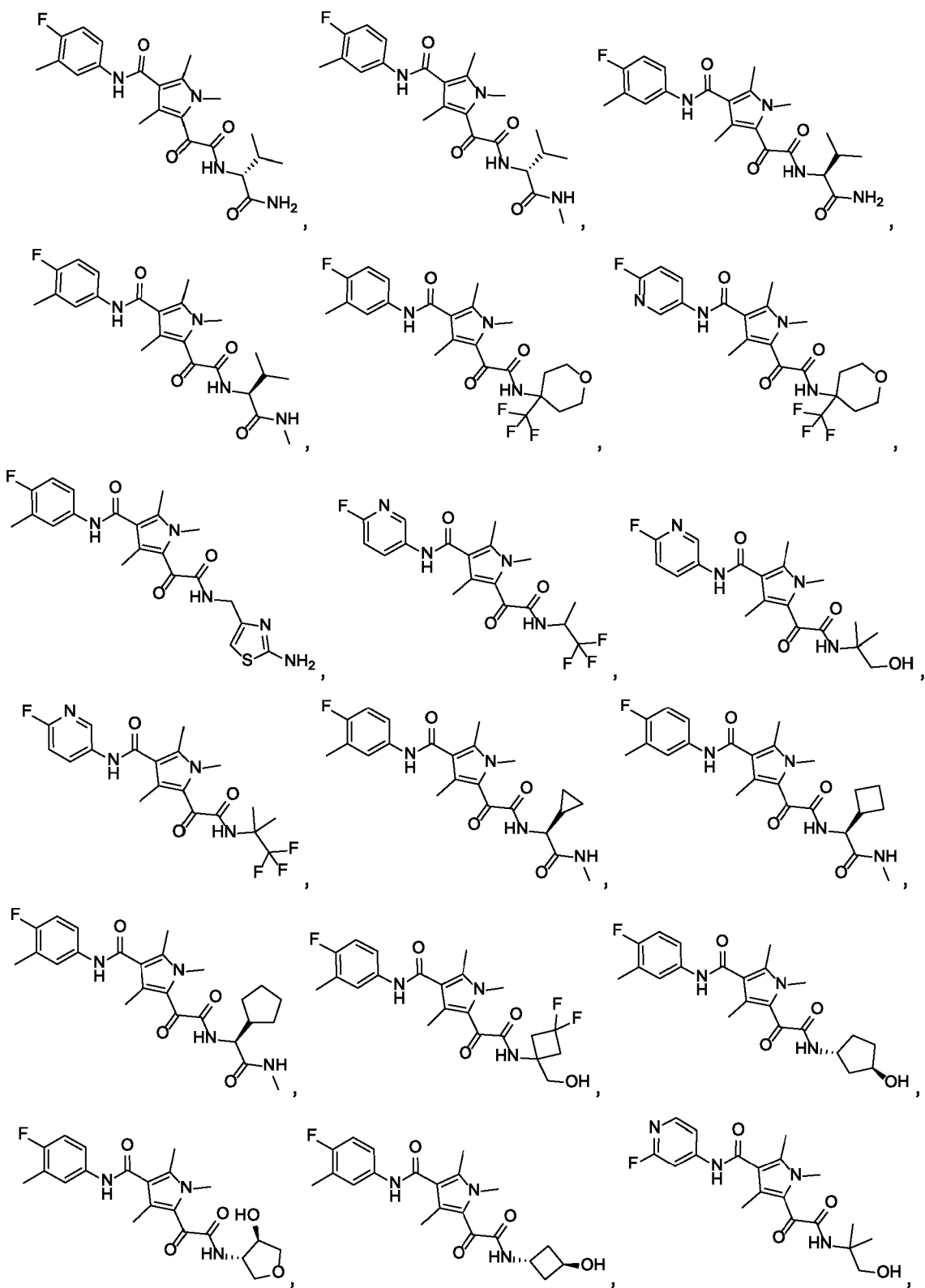
07 10 22



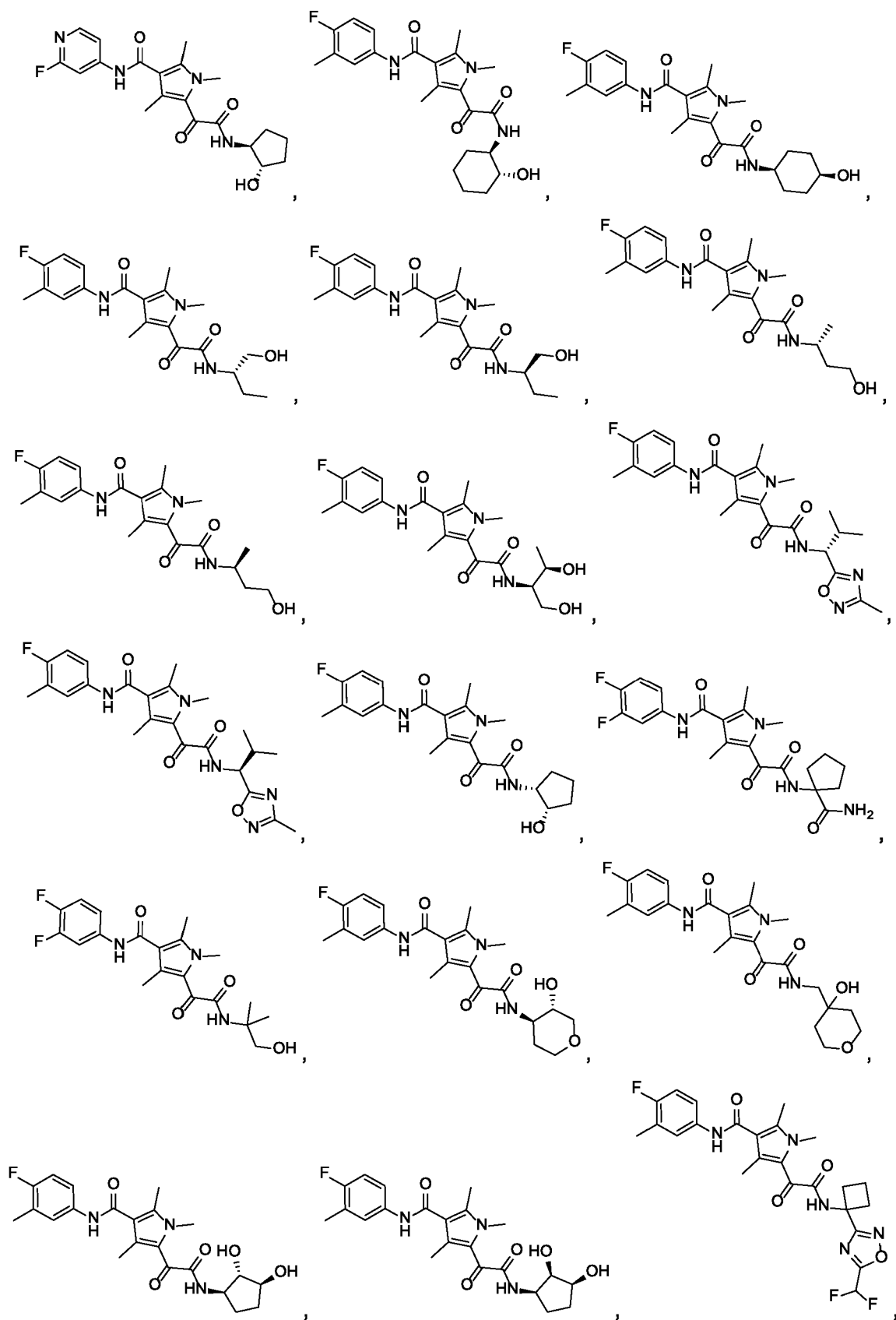
07 10 22



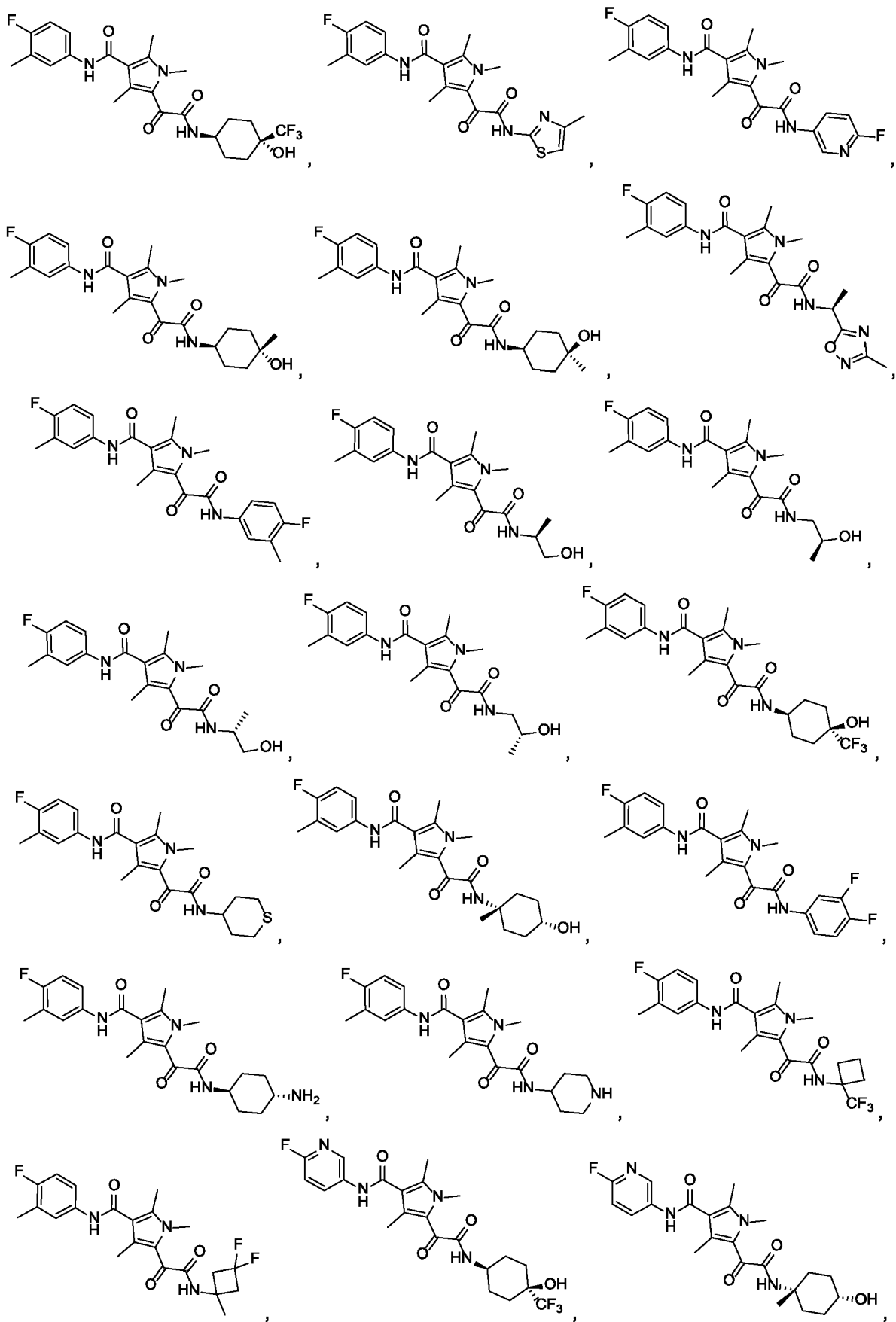
07 10 22



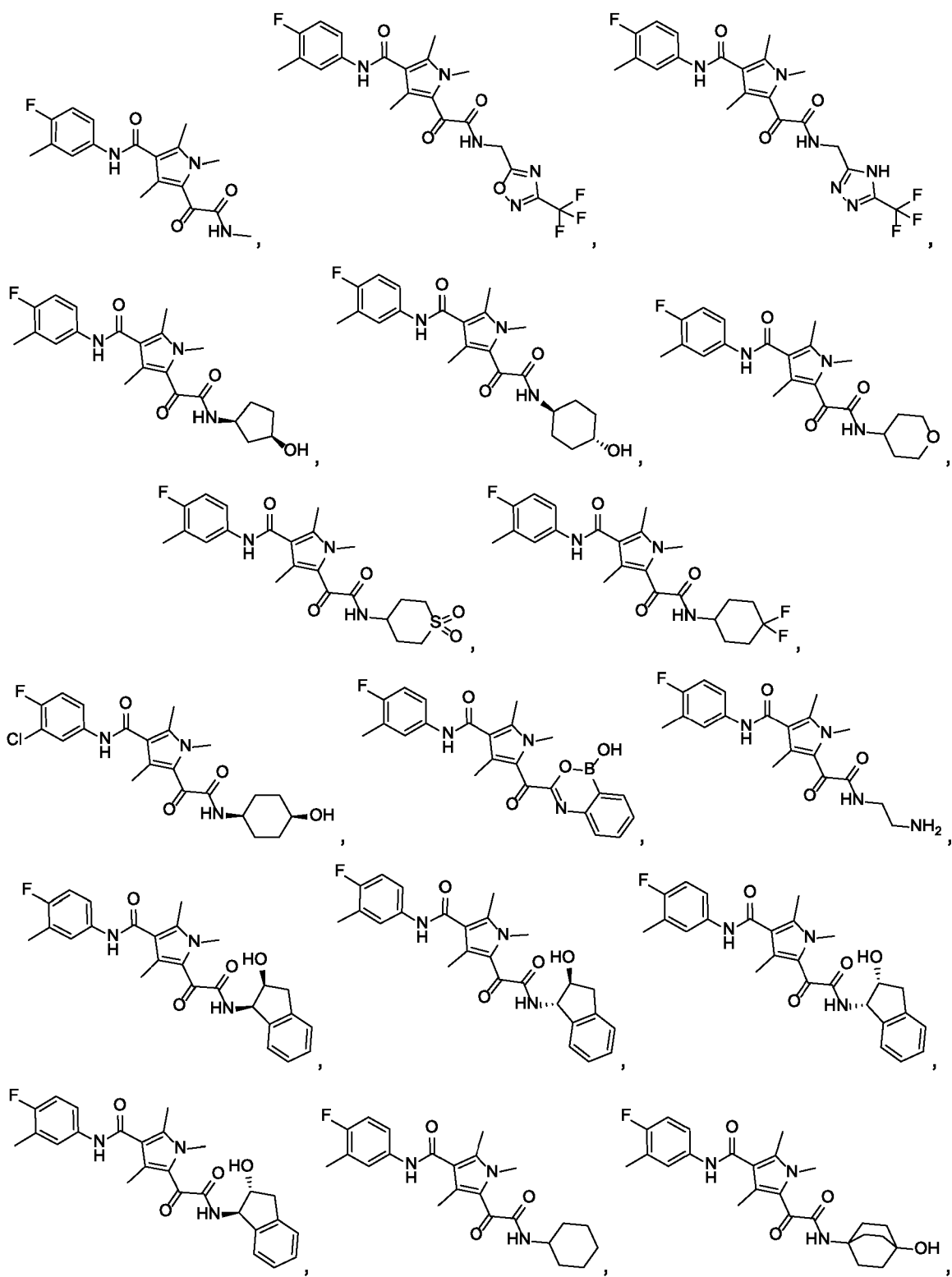
07 10 22

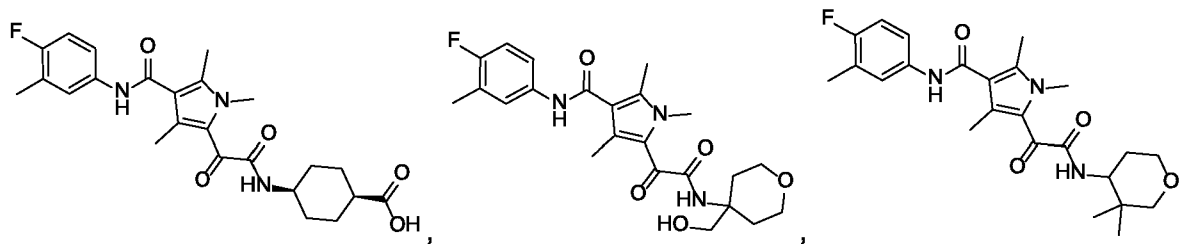
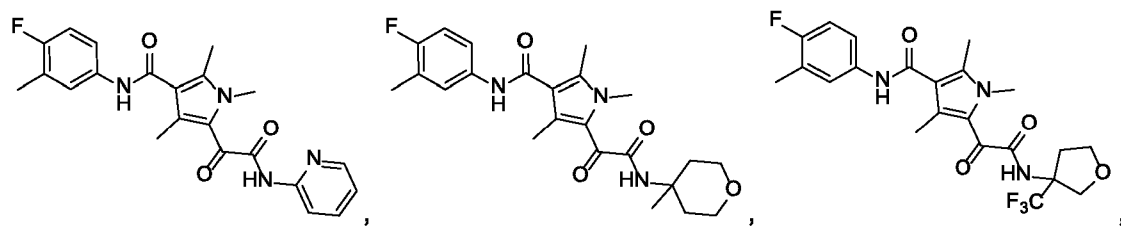
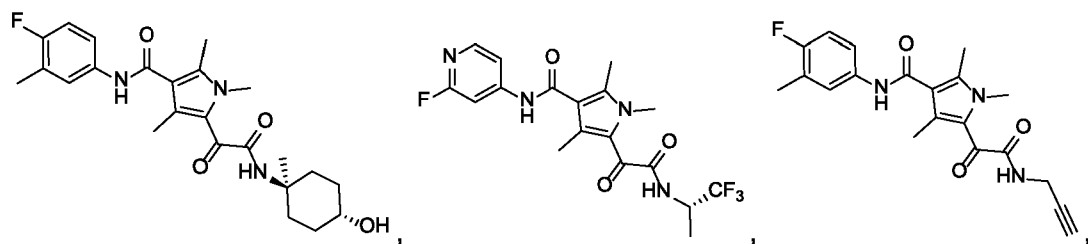
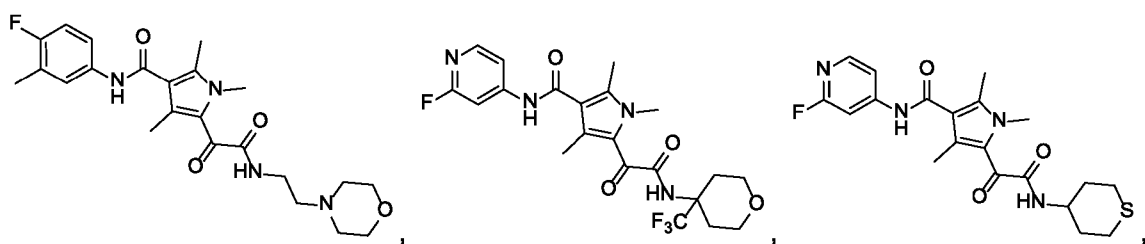
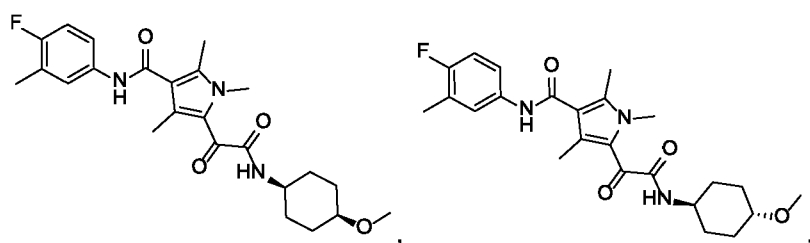
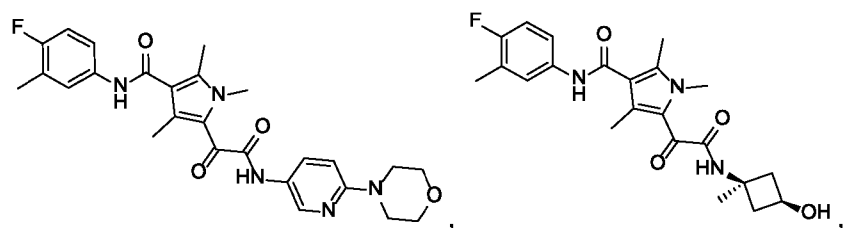
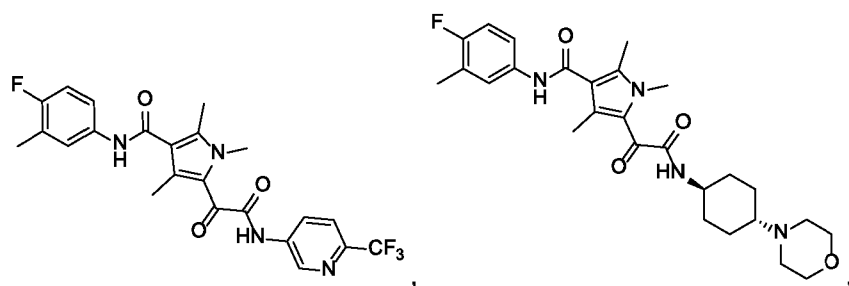


07 10 22

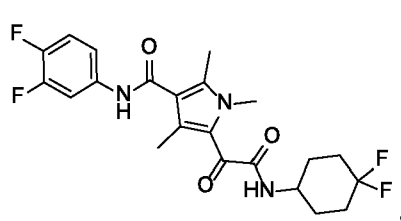
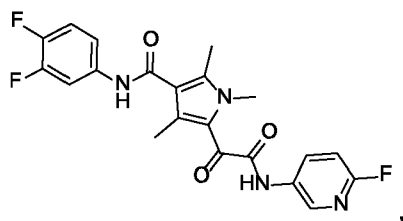
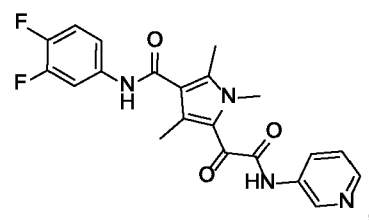
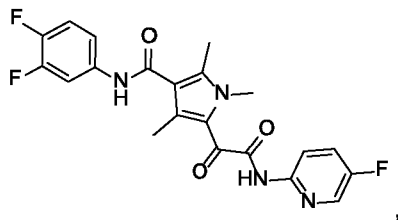
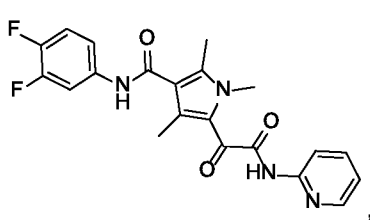
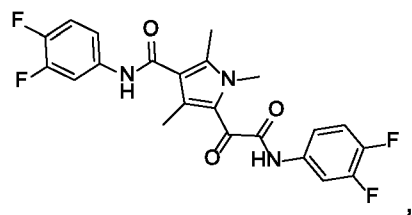
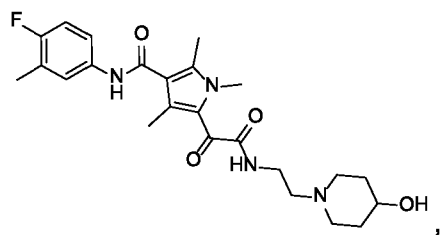
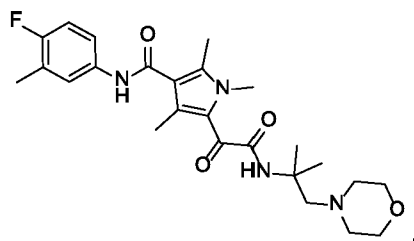
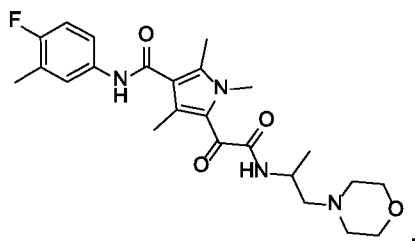
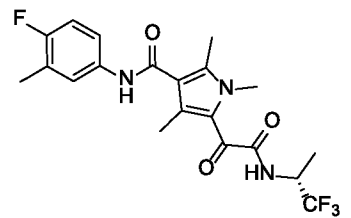
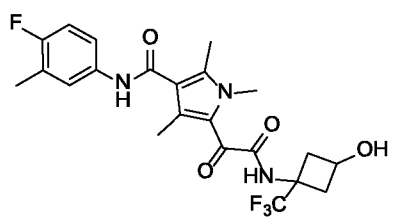
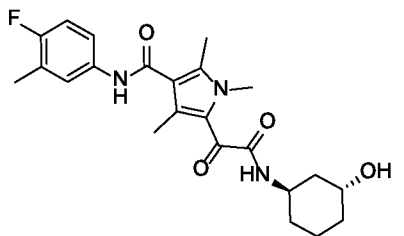
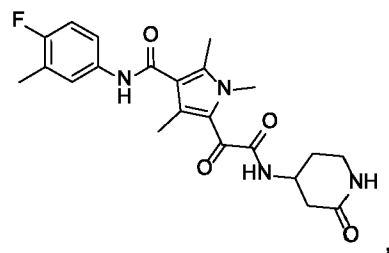
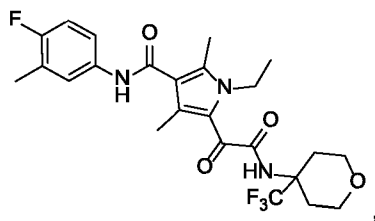
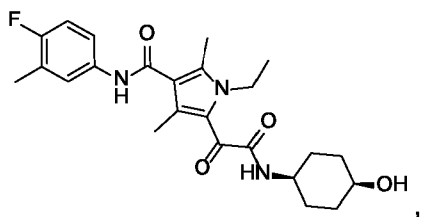
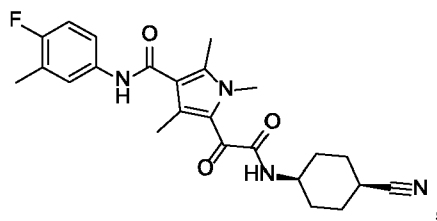
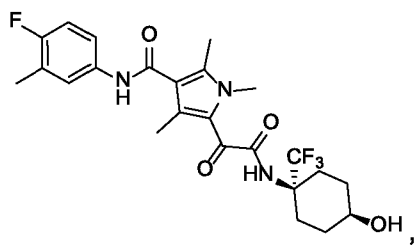


07 10 22

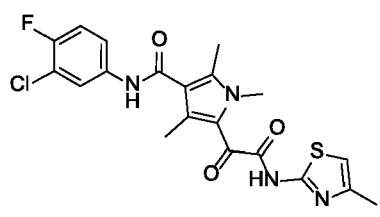
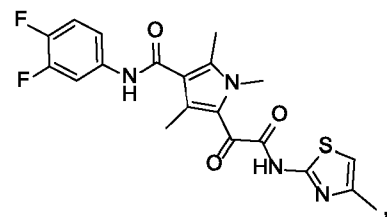
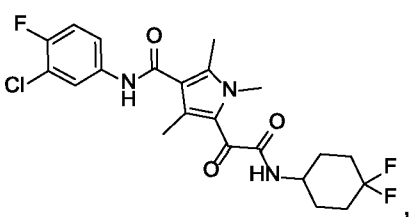
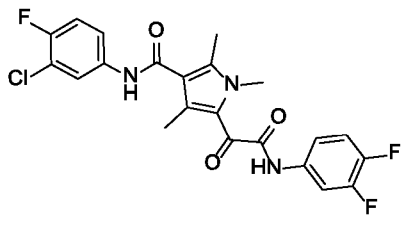
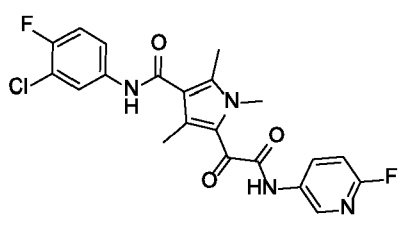
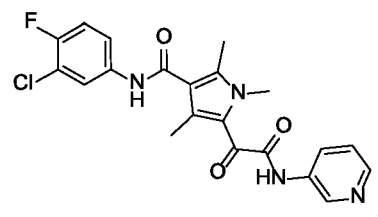
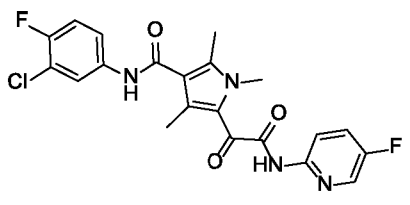
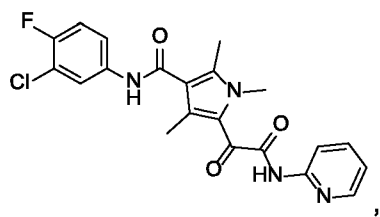
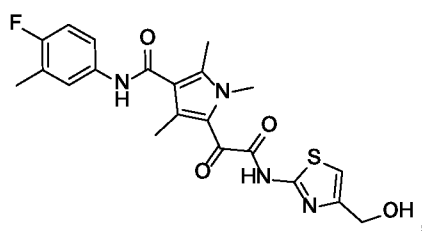
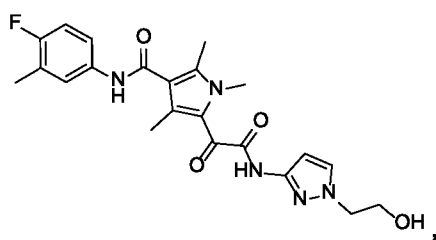
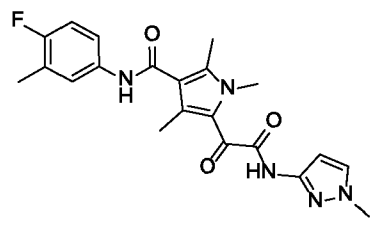
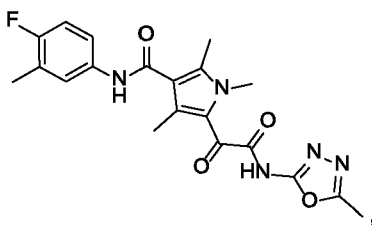
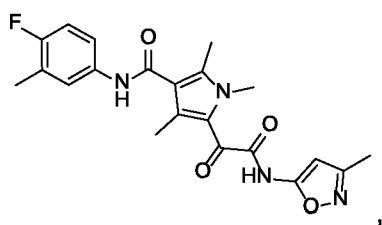
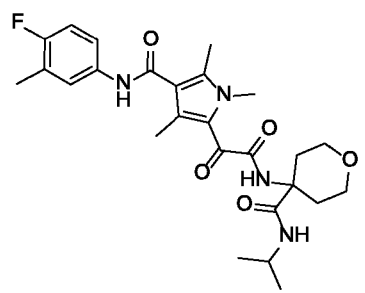
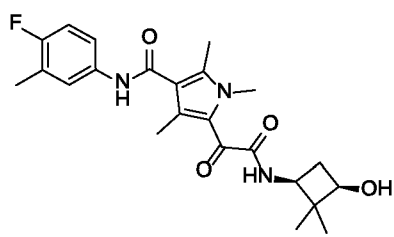
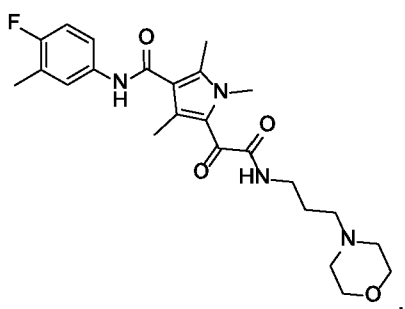
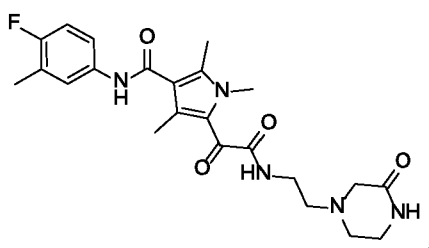
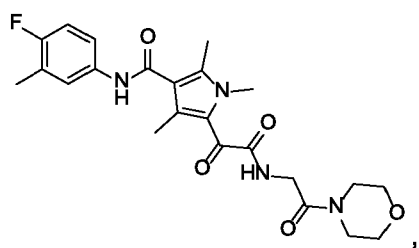




07 10 22

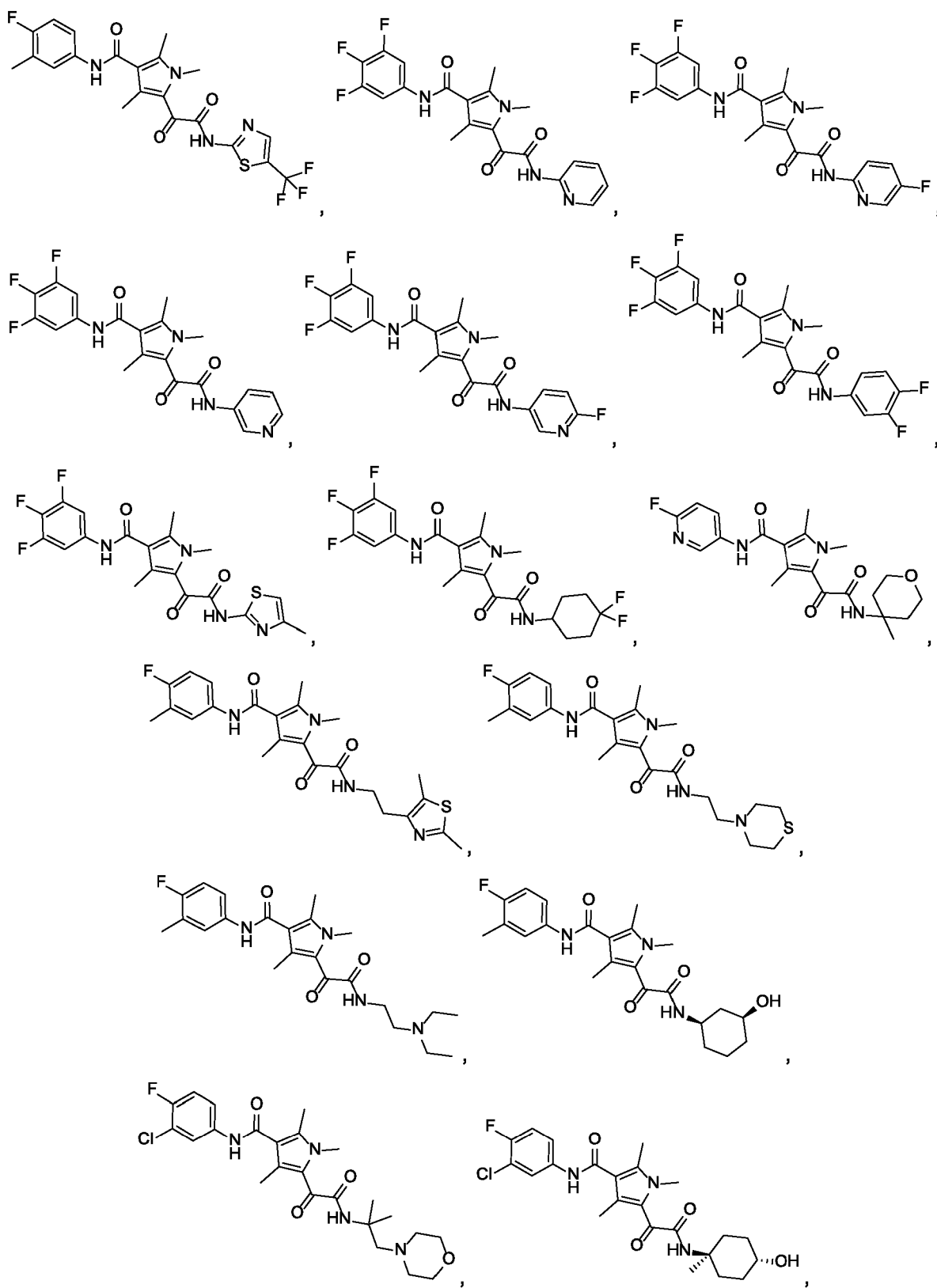


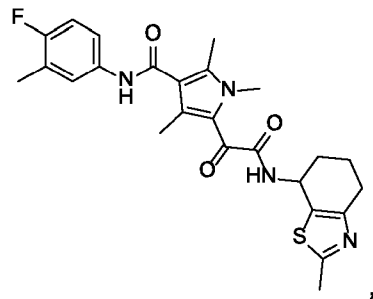
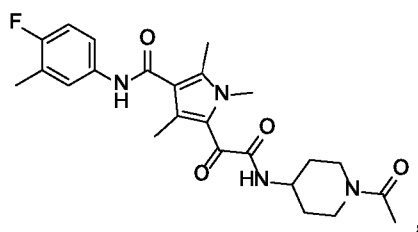
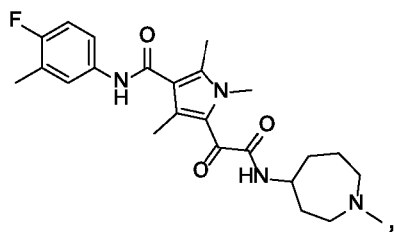
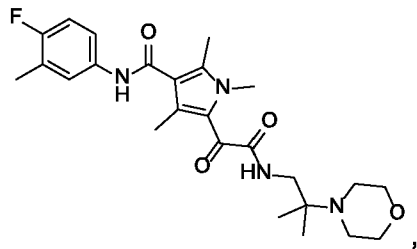
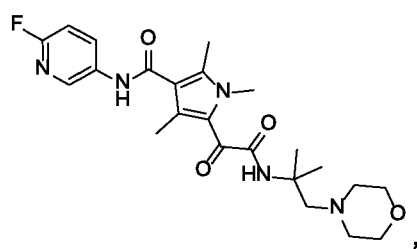
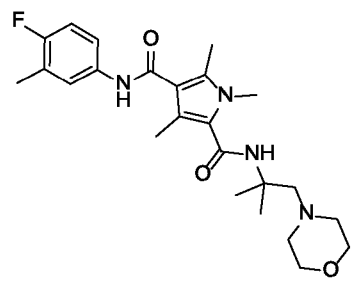
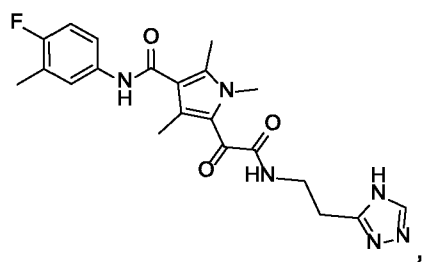
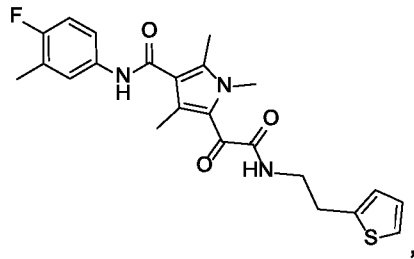
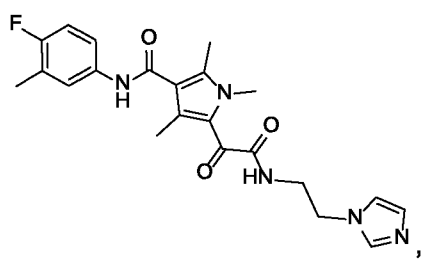
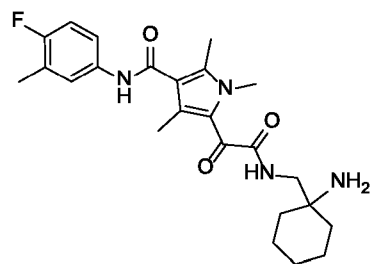
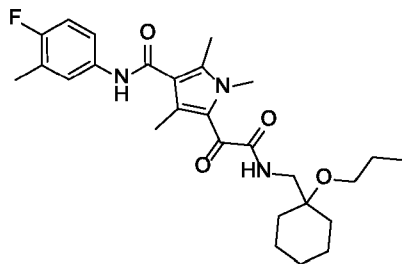
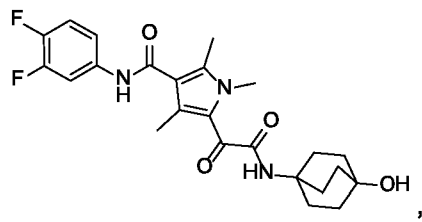
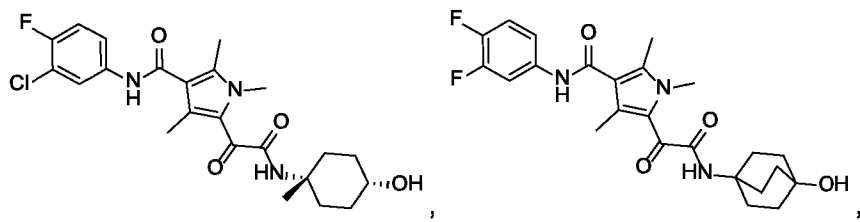
07 10 22



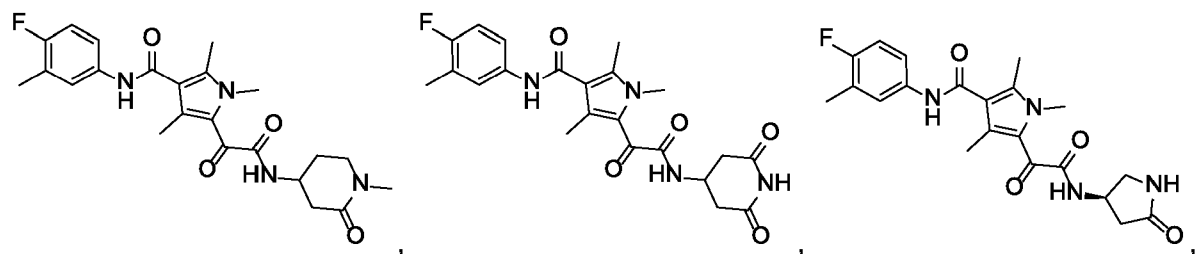
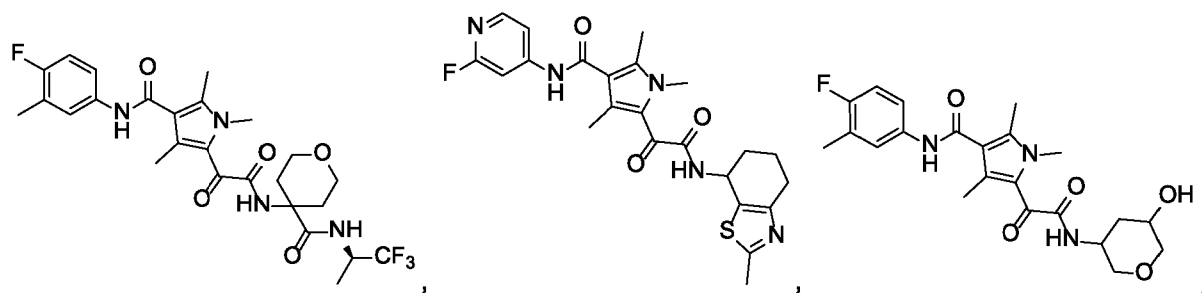
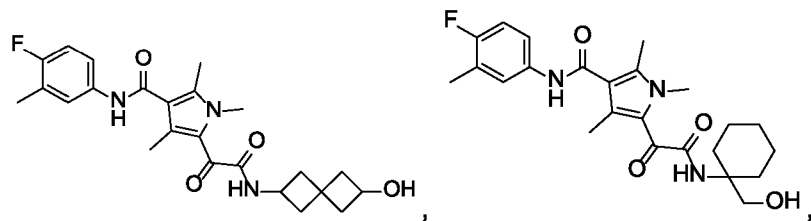
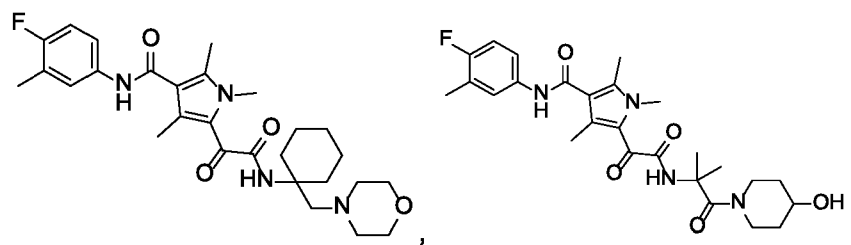
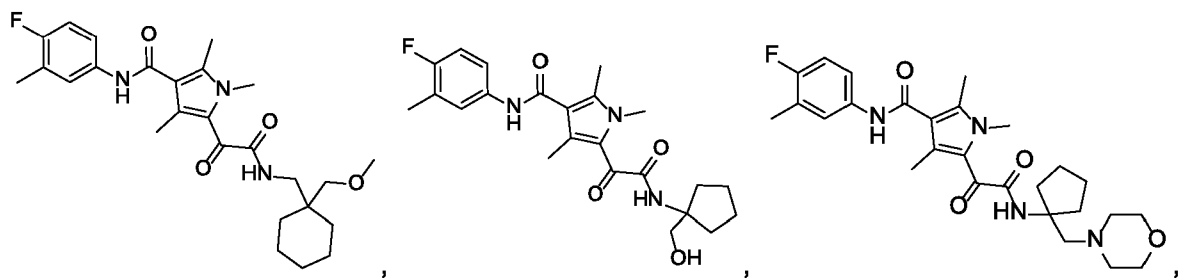
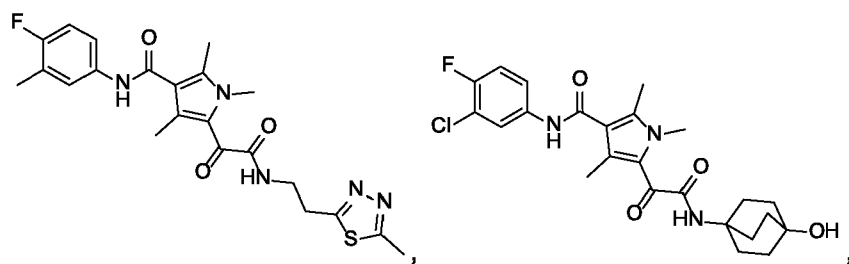
07 10 22

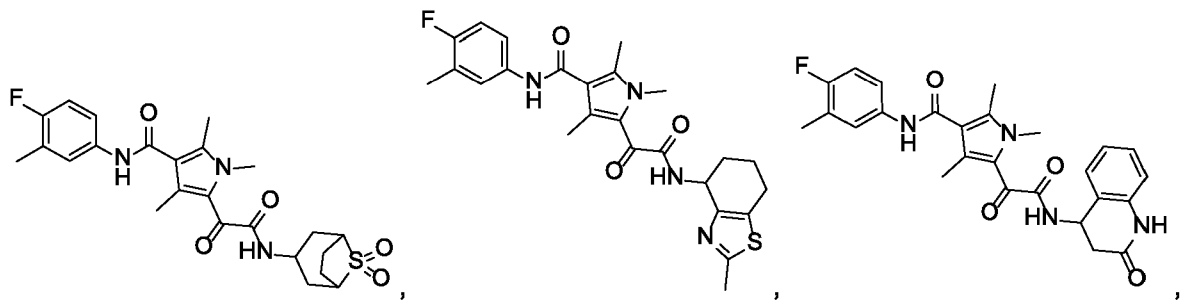
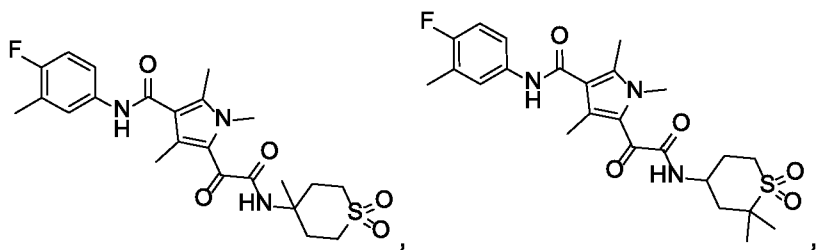
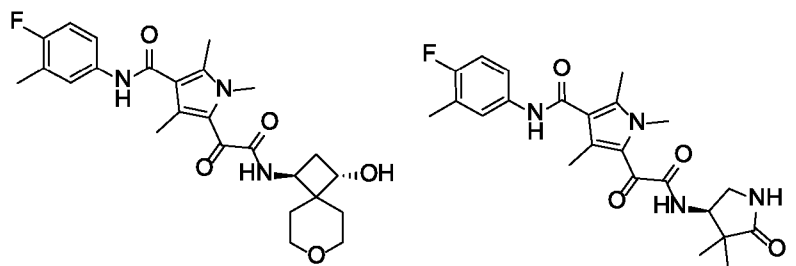
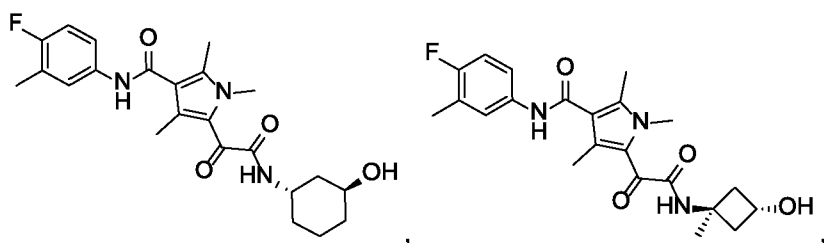
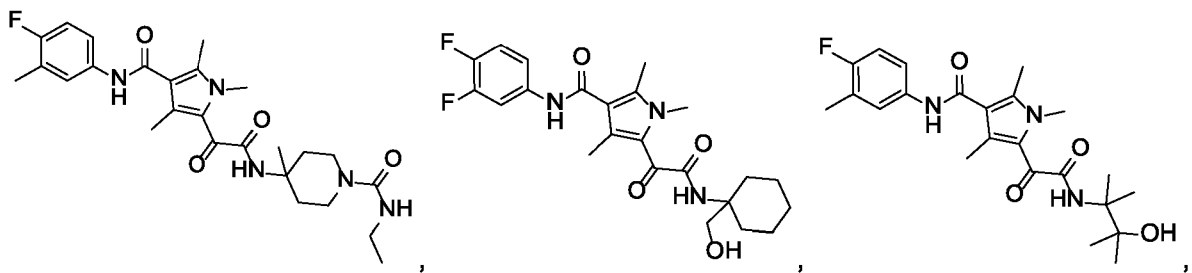
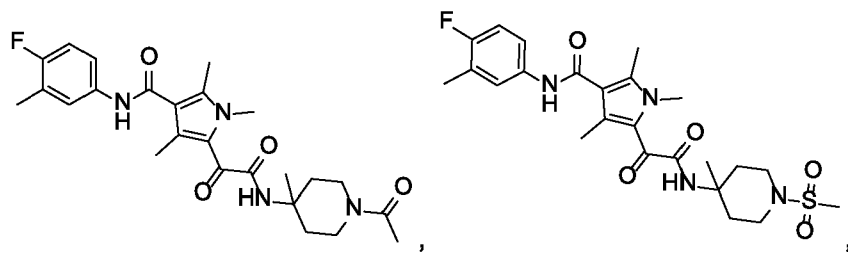
07 10 22



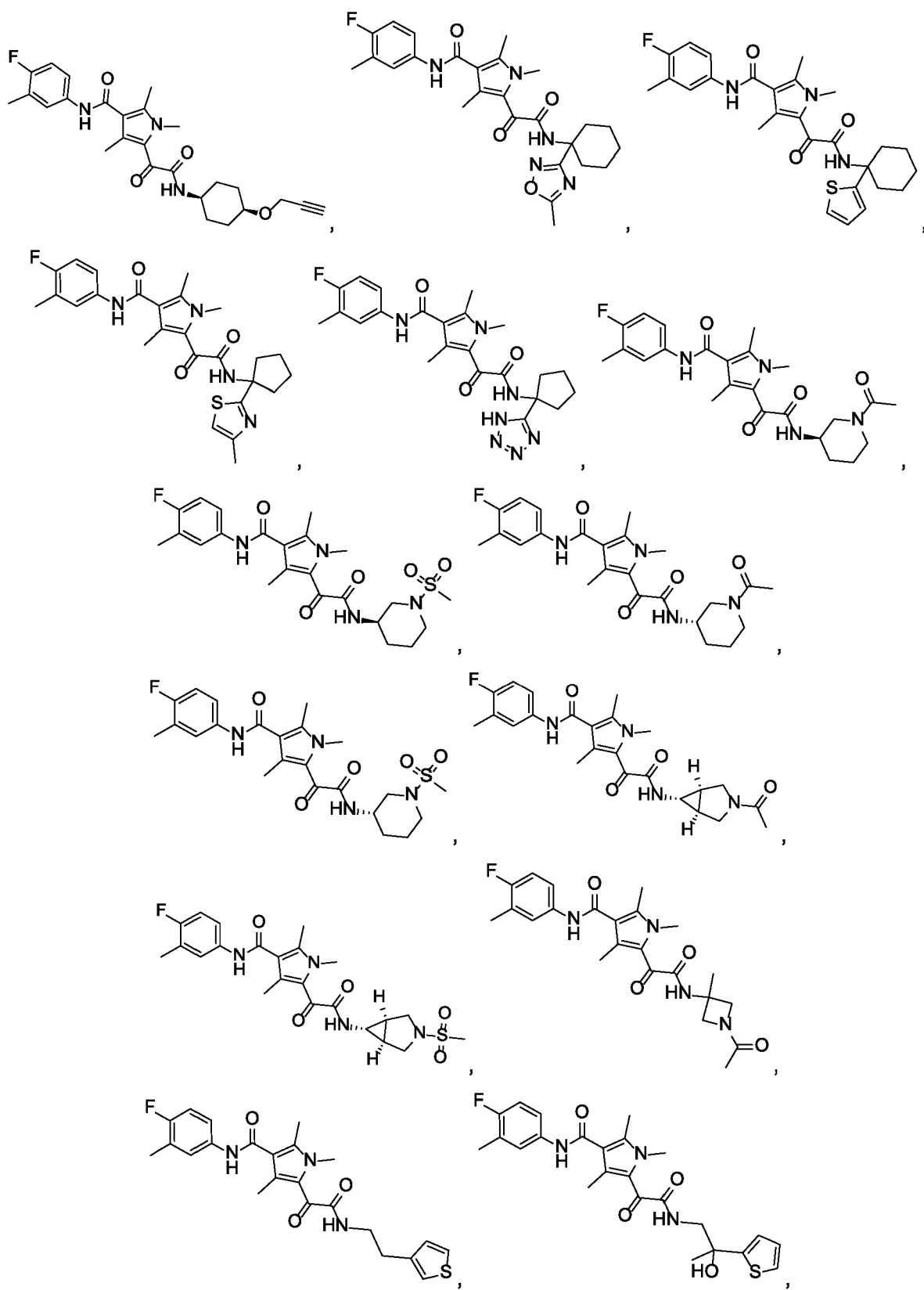


07 10 22

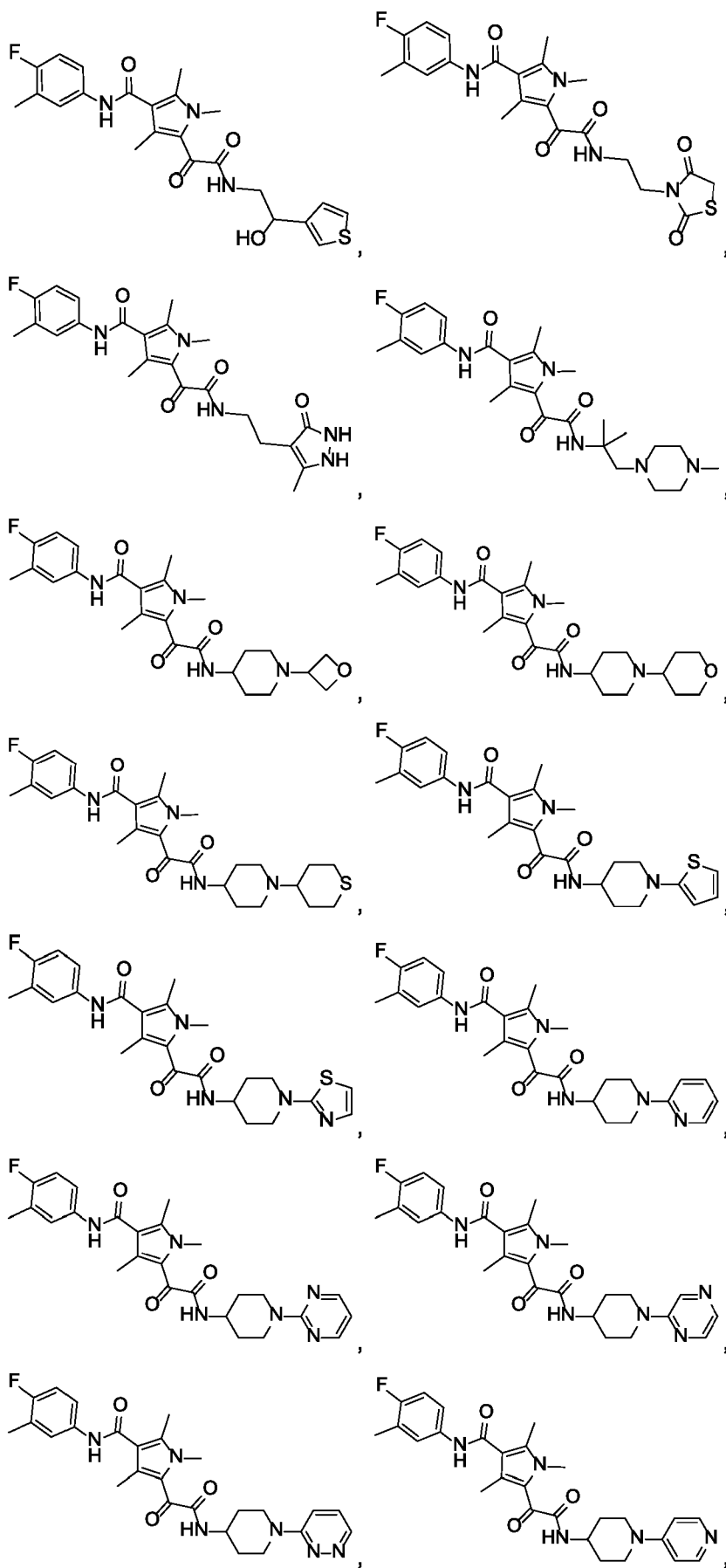




07 10 22

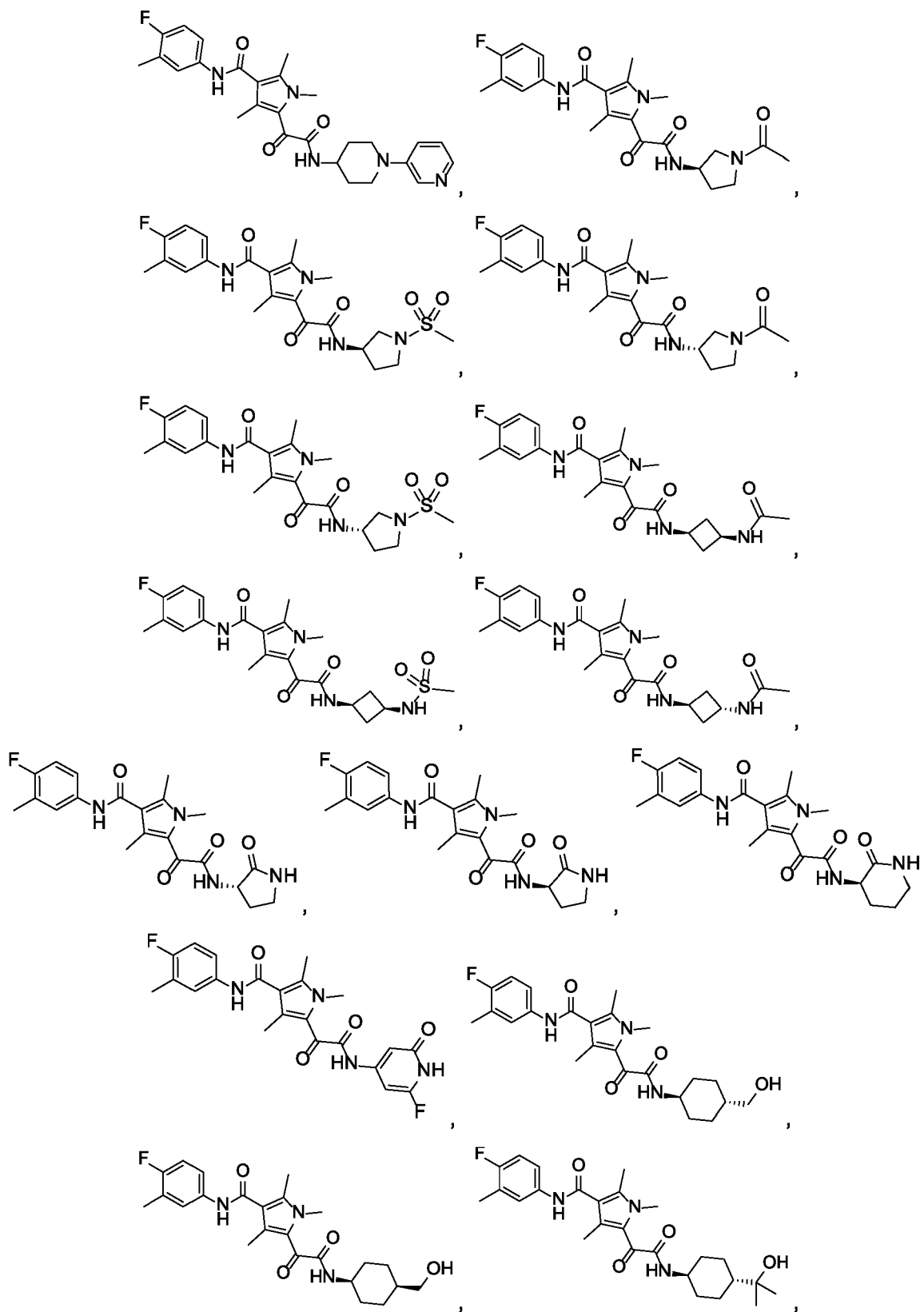


07 10 22

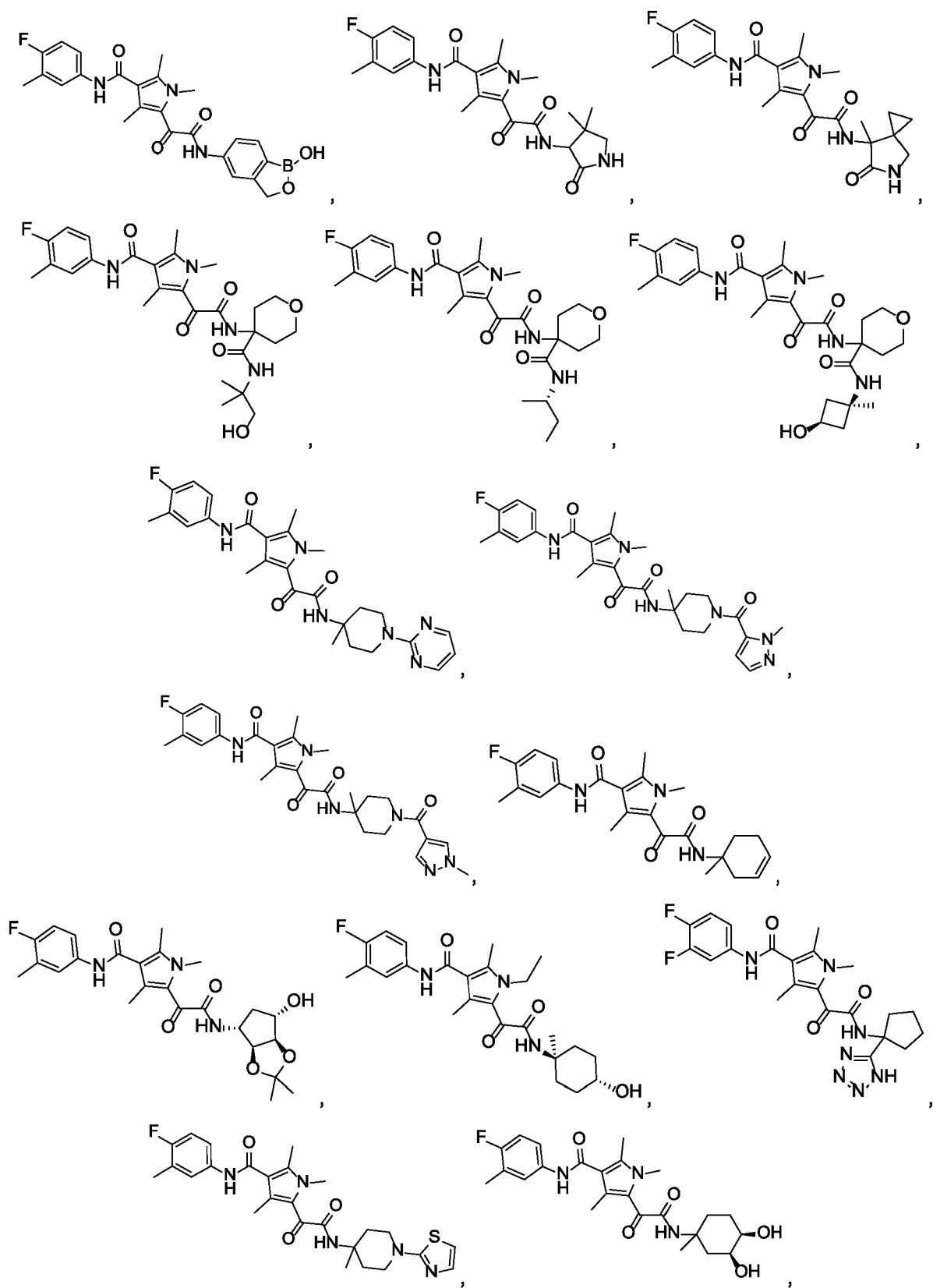


07 10 22

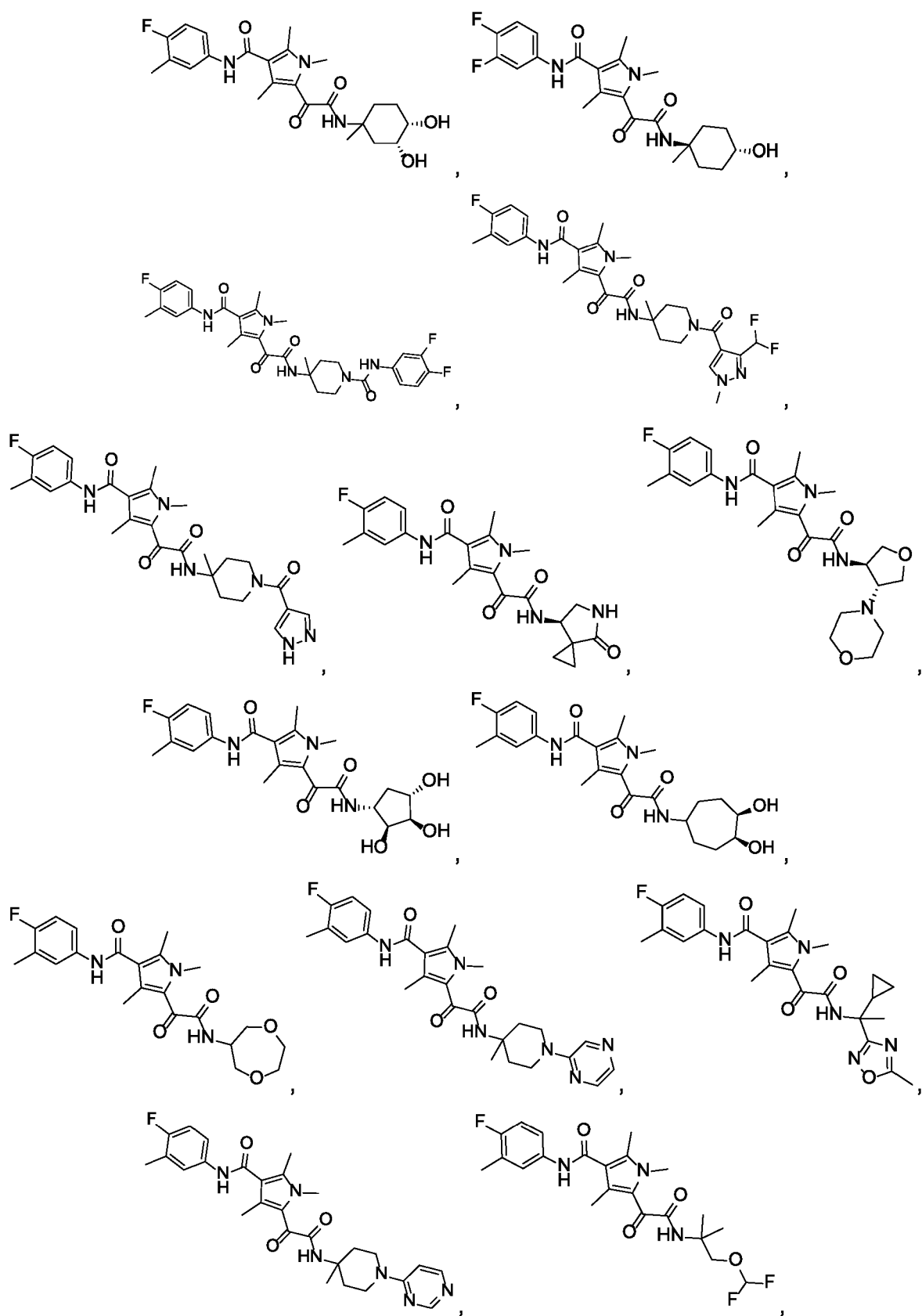
07 10 22

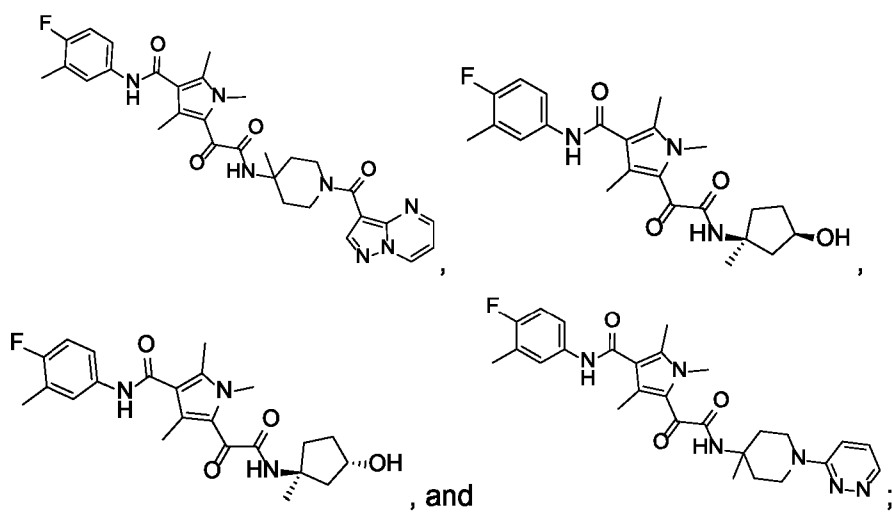


07 10 22



07 10 22

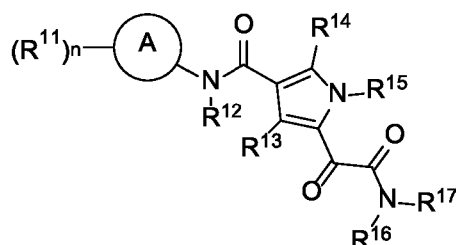




or a pharmaceutically acceptable salt, solvate or stereoisomer thereof.

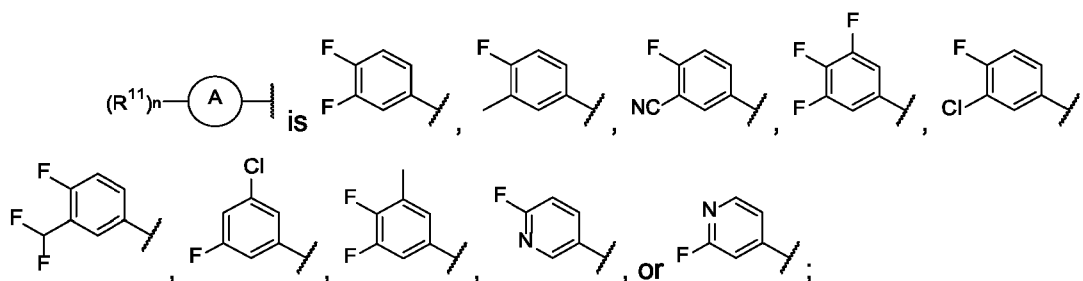
07 10 22

8. A combination of:
- an antiviral suitable for the treatment of chronic hepatitis B infection; and
 - a compound of Formula (I), or a pharmaceutically acceptable salt, solvate, or stereoisomer thereof:



(I),

wherein:



R^{12} is hydrogen or C_1 - C_6 alkyl;

R^{13} is hydrogen or C_1 - C_6 alkyl;

R^{14} is hydrogen or C_1 - C_6 alkyl;

R^{15} is hydrogen, C_1 - C_6 alkyl, or C_1 - C_6 hydroxyalkyl;

R^{16} is hydrogen or C_1 - C_6 alkyl;

R^{17} is hydrogen, $-CN$, $-OR^{20}$, C_1 - C_6 alkyl, C_1 - C_6 haloalkyl, C_1 - C_6 hydroxyalkyl, C_1 - C_6 aminoalkyl, C_2 - C_6 alkenyl, C_2 - C_6 alkynyl, cycloalkyl, heterocycloalkyl, aryl, heteroaryl, $-C_1$ - C_6 alkyl(aryl), $-C_1$ - C_6 alkyl(heteroaryl), $-C_1$ - C_6 alkyl(cycloalkyl), or $-C_1$ - C_6 alkyl(heterocycloalkyl); wherein each alkyl, alkenyl, alkynyl, cycloalkyl, heterocycloalkyl, aryl, and heteroaryl is independently optionally substituted with one, two, or three R^7 ;

or R^{16} and R^{17} are taken together with the nitrogen atom to which they are attached to form a heterocycloalkyl or a heterocycloalkenyl; each optionally substituted with one, two, or three R^8 ;

each R^{20} is independently hydrogen, C_1 - C_6 alkyl, C_1 - C_6 haloalkyl, C_1 - C_6 hydroxyalkyl, C_1 - C_6 aminoalkyl, C_2 - C_6 alkenyl, C_2 - C_6 alkynyl, cycloalkyl, heterocycloalkyl, aryl, or heteroaryl; wherein each alkyl, alkenyl, alkynyl, cycloalkyl,

heterocycloalkyl, aryl, and heteroaryl is independently optionally substituted with one, two, or three R⁷;

each and R⁸ is independently oxo, halogen, -CN, -OH, -OR^a, -SH, -SR^a, -S(=O)R^a, -S(=O)₂R^a, -NO₂, -NR^bR^c, -NHS(=O)₂R^a, -S(=O)₂NR^bR^c, -C(=O)R^a, -OC(=O)R^a, -C(=O)OR^b, -OC(=O)OR^b, -C(=O)NR^bR^c, -OC(=O)NR^bR^c, -NR^bC(=O)NR^bR^c, -NR^bC(=O)R^a, -NR^bC(=O)OR^b, C₁-C₆alkyl, C₁-C₆haloalkyl, C₁-C₆hydroxyalkyl, C₁-C₆aminoalkyl, C₂-C₆alkenyl, C₂-C₆alkynyl, cycloalkyl, heterocycloalkyl, aryl, heteroaryl, -C₁-C₆alkyl(aryl), -C₁-C₆alkyl(heteroaryl), -C₁-C₆alkyl(cycloalkyl), or -C₁-C₆alkyl(heterocycloalkyl); wherein each alkyl, alkenyl, alkynyl, cycloalkyl, heterocycloalkyl, aryl, and heteroaryl is independently optionally substituted with one, two, or three oxo, halogen, -CN, -OH, -OMe, -S(=O)Me, -S(=O)₂Me, -NH₂, -S(=O)₂NH₂, -C(=O)Me, -C(=O)OH, -C(=O)OMe, C₁-C₆alkyl, C₁-C₆haloalkyl, C₁-C₆hydroxyalkyl, or C₁-C₆aminoalkyl;

each R⁷ is independently oxo, halogen, -CN, -OH, -OR^a, -SH, -SR^a, -S(=O)R^a, -S(=O)₂R^a, -NO₂, -NR^bR^c, -NHS(=O)₂R^a, -S(=O)₂NR^bR^c, -C(=O)R^a, -OC(=O)R^a, -C(=O)OR^b, -OC(=O)OR^b, -C(=O)NR^bR^c, -OC(=O)NR^bR^c, -NR^bC(=O)NR^bR^c, -NR^bC(=O)R^a, -NR^bC(=O)OR^b, C₁-C₆alkyl, C₁-C₆haloalkyl, C₁-C₆hydroxyalkyl, C₁-C₆aminoalkyl, C₂-C₆alkenyl, C₂-C₆alkynyl, cycloalkyl, heterocycloalkyl, aryl, heteroaryl, -C₁-C₆alkyl(aryl), -C₁-C₆alkyl(heteroaryl), -C₁-C₆alkyl(cycloalkyl), or -C₁-C₆alkyl(heterocycloalkyl); wherein each alkyl, alkenyl, alkynyl, cycloalkyl, heterocycloalkyl, aryl, and heteroaryl is independently optionally substituted with one, two, or three R^{7a};

each R^{7a} is independently oxo, halogen, -CN, -OH, -OR^a, -NR^bR^c, -C(=O)R^a, -C(=O)OR^b, -C(=O)NR^bR^c, C₁-C₆alkyl, C₁-C₆haloalkyl, C₁-C₆hydroxyalkyl, C₁-C₆aminoalkyl;

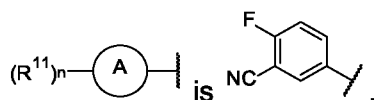
each R^a is independently C₁-C₆alkyl, C₁-C₆haloalkyl, C₁-C₆hydroxyalkyl, C₁-C₆aminoalkyl, C₂-C₆alkenyl, C₂-C₆alkynyl, cycloalkyl, heterocycloalkyl, aryl, or heteroaryl; wherein each alkyl, alkenyl, alkynyl, cycloalkyl, heterocycloalkyl, aryl, and heteroaryl is independently optionally substituted with one, two, or three oxo, halogen, -CN, -OH, -OMe, -S(=O)Me, -S(=O)₂Me, -NH₂, -S(=O)₂NH₂, -C(=O)Me, -C(=O)OH, -C(=O)OMe, C₁-C₆alkyl, C₁-C₆haloalkyl, C₁-C₆hydroxyalkyl, or C₁-C₆aminoalkyl; and

each R^b and R^c are independently hydrogen, C₁-C₆alkyl, C₁-C₆haloalkyl, C₁-C₆hydroxyalkyl, C₁-C₆aminoalkyl, C₂-C₆alkenyl, C₂-C₆alkynyl, cycloalkyl, heterocycloalkyl, aryl, or heteroaryl; wherein each alkyl, alkenyl, alkynyl, cycloalkyl,

heterocycloalkyl, aryl, and heteroaryl is independently optionally substituted with one, two, or three oxo, halogen, -CN, -OH, -OMe, -S(=O)Me, -S(=O)₂Me, -NH₂, -S(=O)₂NH₂, -C(=O)Me, -C(=O)OH, -C(=O)OMe, C₁-C₆alkyl, C₁-C₆haloalkyl, C₁-C₆hydroxyalkyl, or C₁-C₆aminoalkyl;

or R^b and R^c are taken together with the atom to which they are attached to form a heterocycloalkyl optionally substituted with one, two, or three oxo, halogen, -CN, -OH, -OMe, -S(=O)Me, -S(=O)₂Me, -NH₂, -S(=O)₂NH₂, -C(=O)Me, -C(=O)OH, -C(=O)OMe, C₁-C₆alkyl, C₁-C₆haloalkyl, C₁-C₆hydroxyalkyl, or C₁-C₆aminoalkyl.

9. The combination of claim 8, wherein:



10. The combination of claim 8 or 9, wherein:

R¹⁷ is -OR²⁰, C₁-C₆alkyl, C₁-C₆haloalkyl, C₁-C₆hydroxyalkyl, cycloalkyl, heterocycloalkyl, -C₁-C₆alkyl(heteroaryl), or -C₁-C₆alkyl(cycloalkyl); wherein each alkyl, cycloalkyl, heterocycloalkyl, and heteroaryl is independently optionally substituted with one, two, or three R⁷.

11. The combination of any one of claims 8-10, wherein:

R¹⁷ is C₁-C₆alkyl or cycloalkyl; each optionally substituted with one, two, or three R⁷.

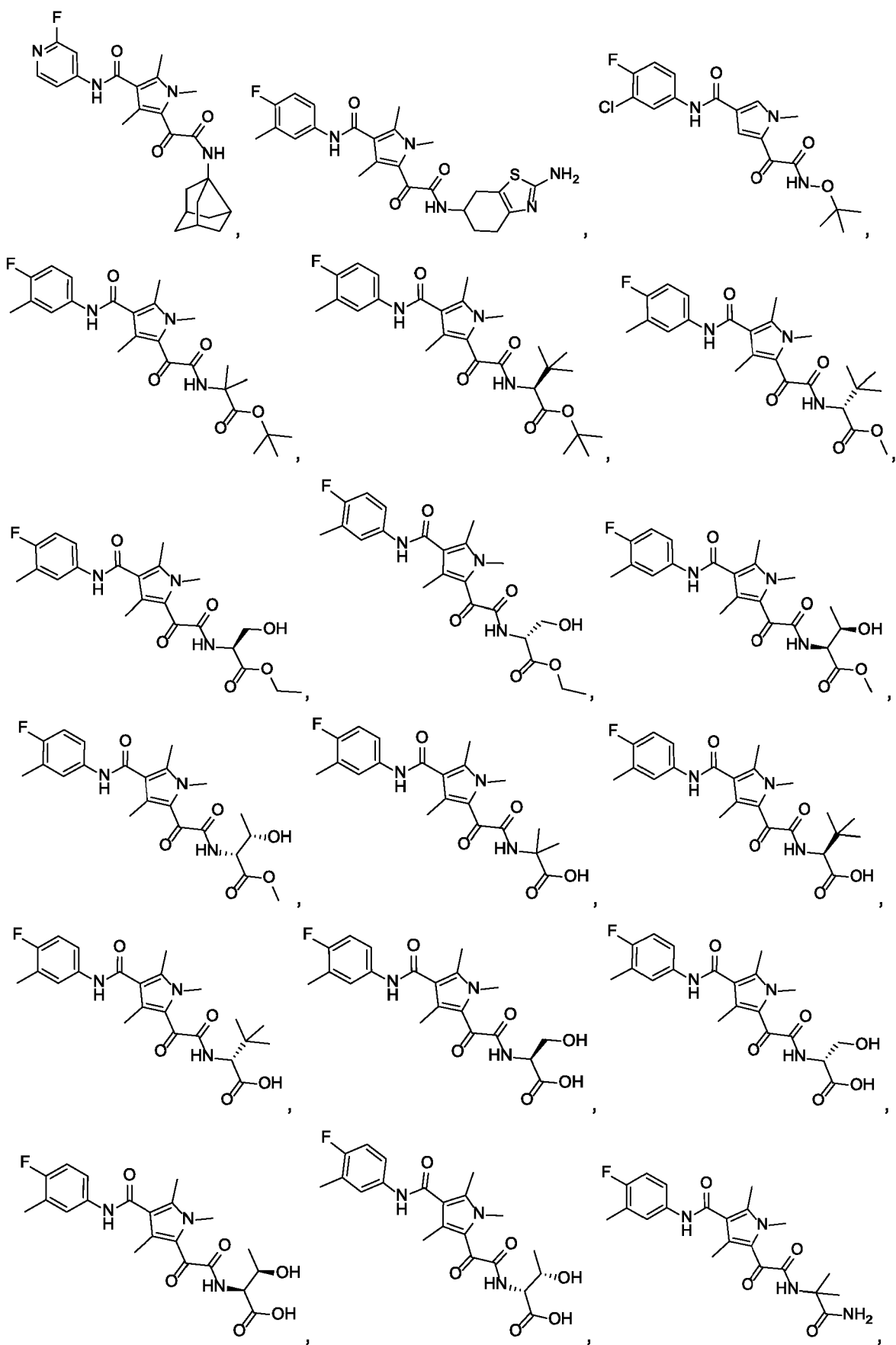
12. The combination of any one of claims 8-11, wherein:

R¹⁷ is C₁-C₆alkyl optionally substituted with one, two, or three R⁷.

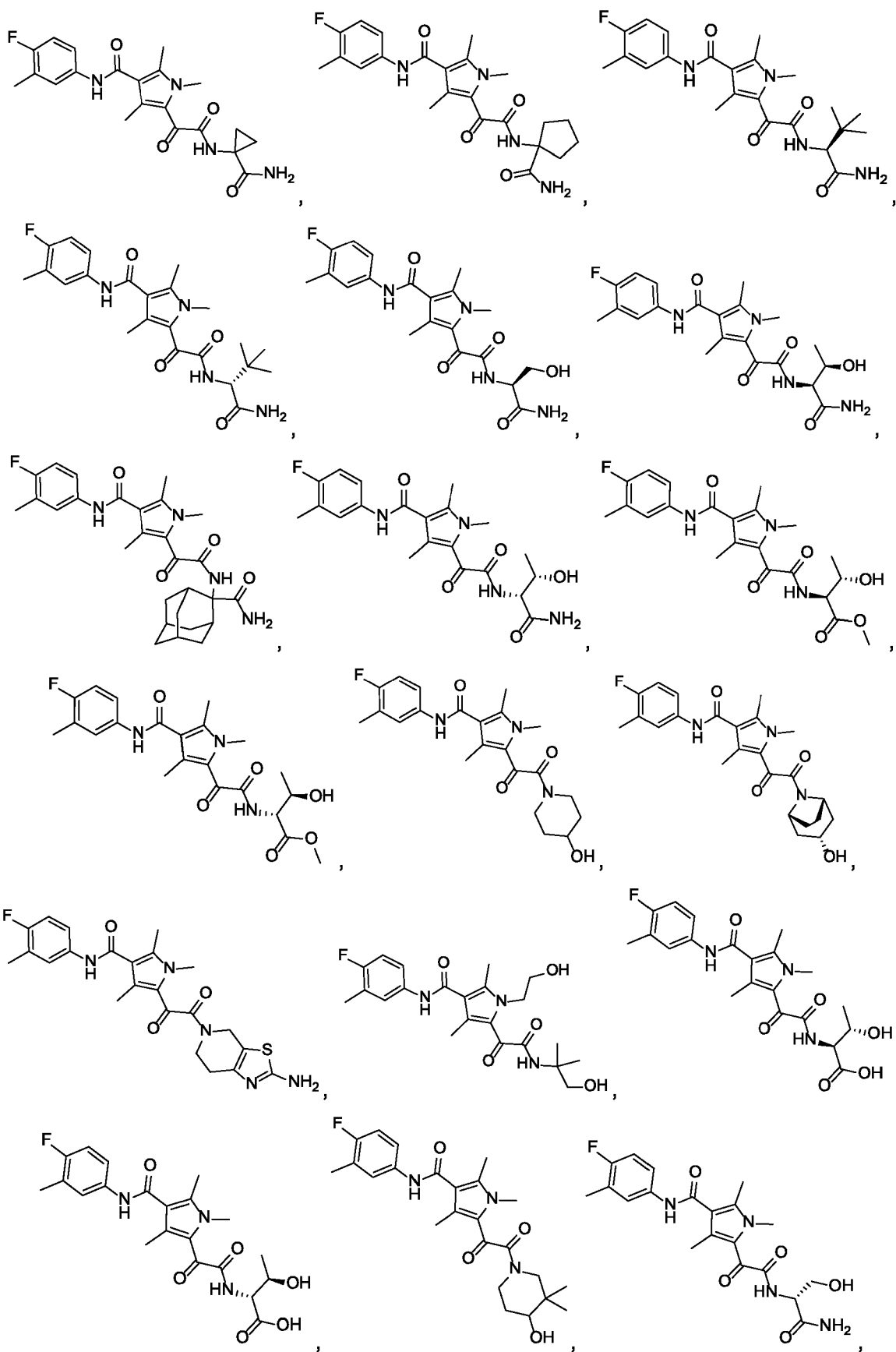
13. The combination of any one of claims 8-12, wherein:

each R⁷ is independently halogen, -CN, -OH, -OR^a, -NR^bR^c, -C(=O)OR^b, -C(=O)NR^bR^c, C₁-C₆alkyl, C₁-C₆haloalkyl, C₁-C₆hydroxyalkyl, cycloalkyl, or heteroaryl; wherein each alkyl, cycloalkyl, heterocycloalkyl, and heteroaryl is independently optionally substituted with one, two, or three R^{7a}.

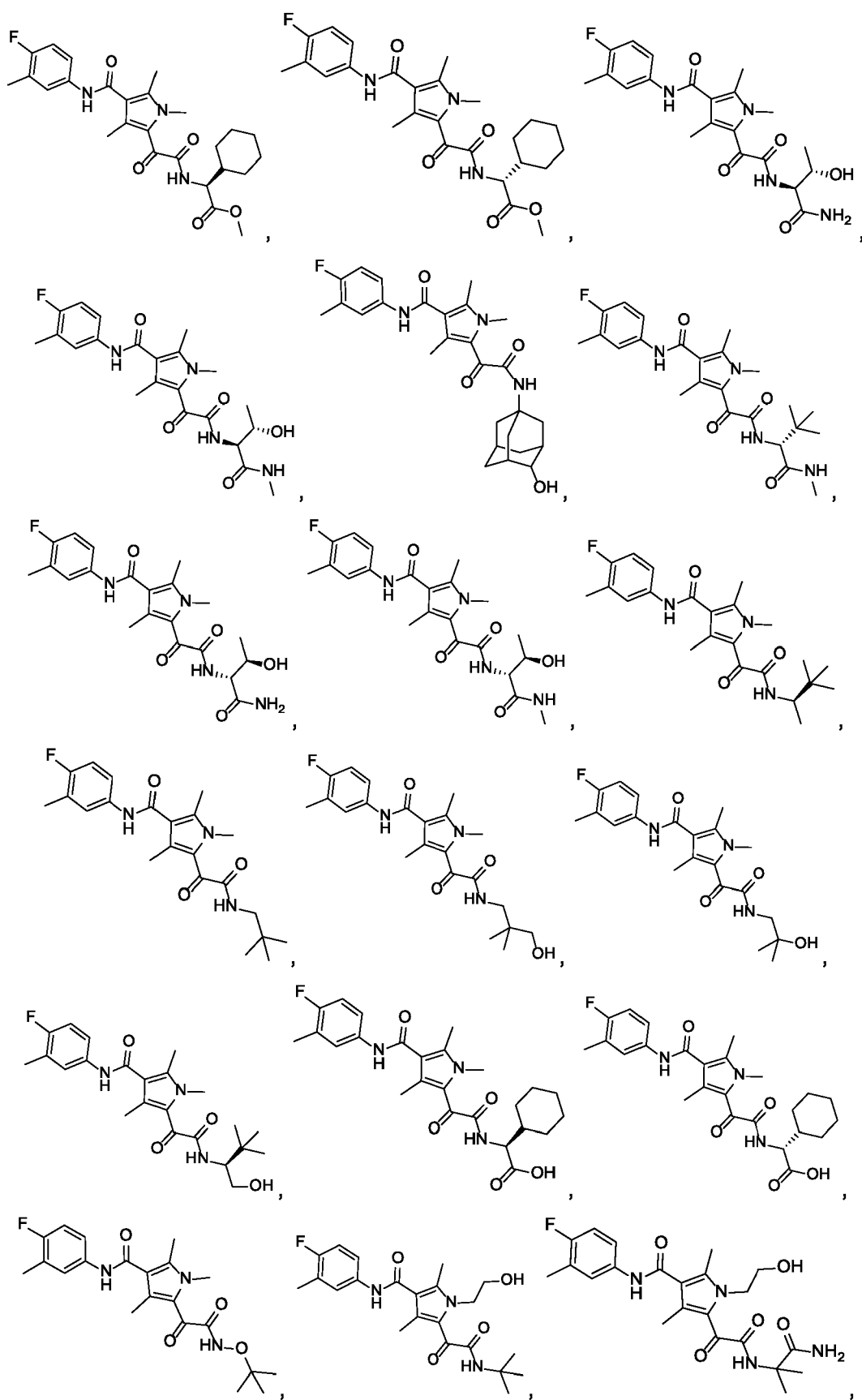
07 10 22

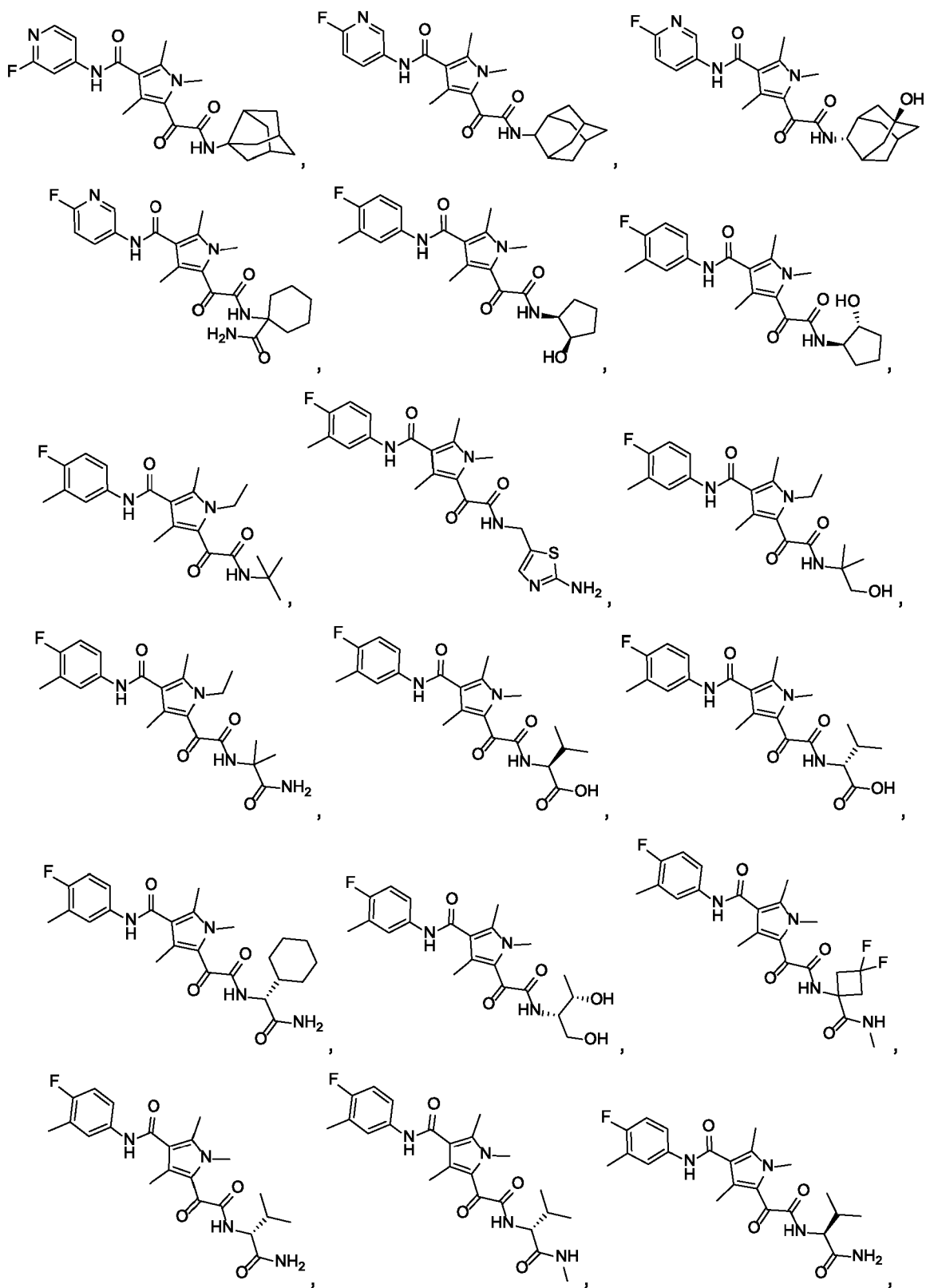


07 10 22



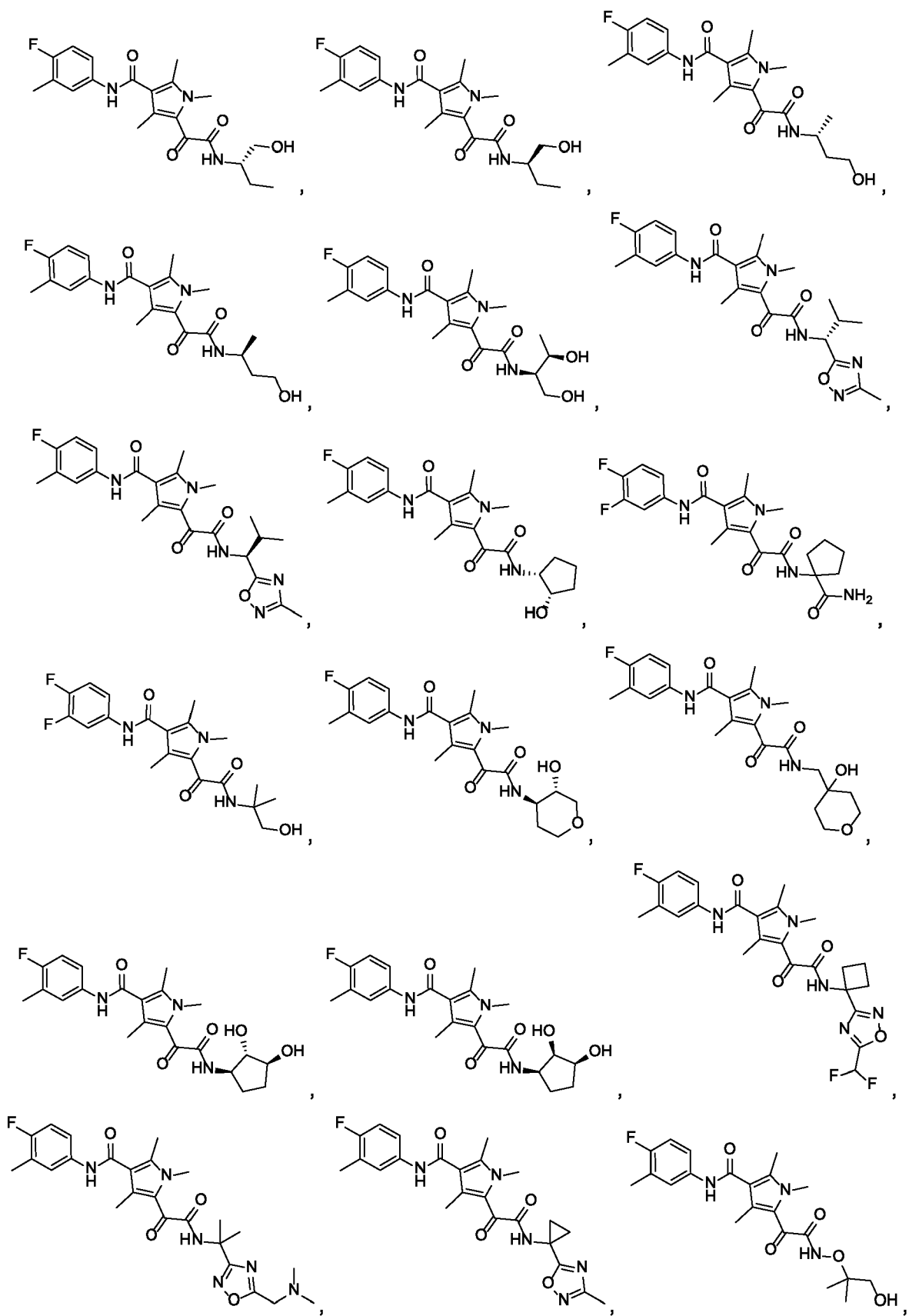
07 10 22



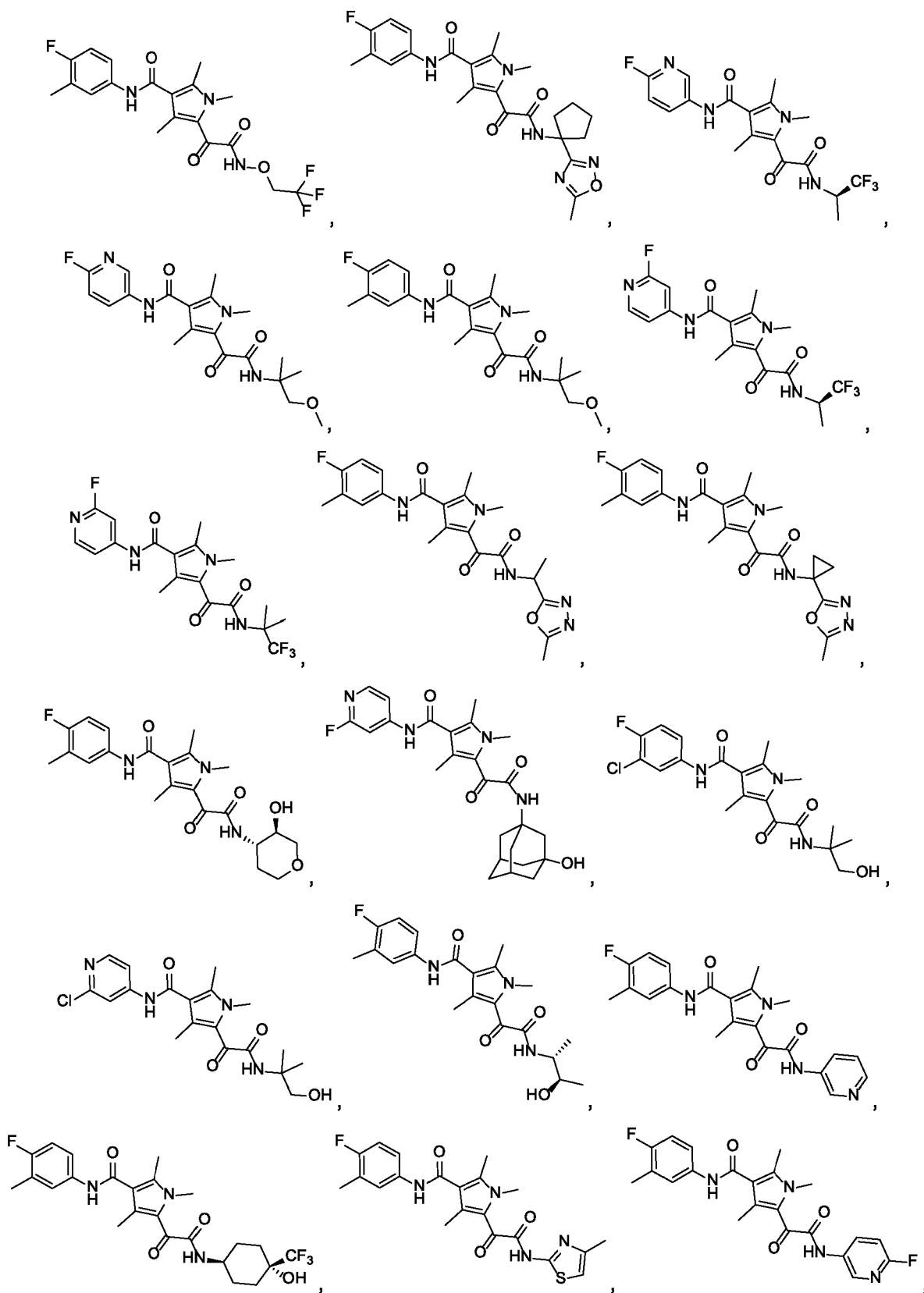


07 10 22

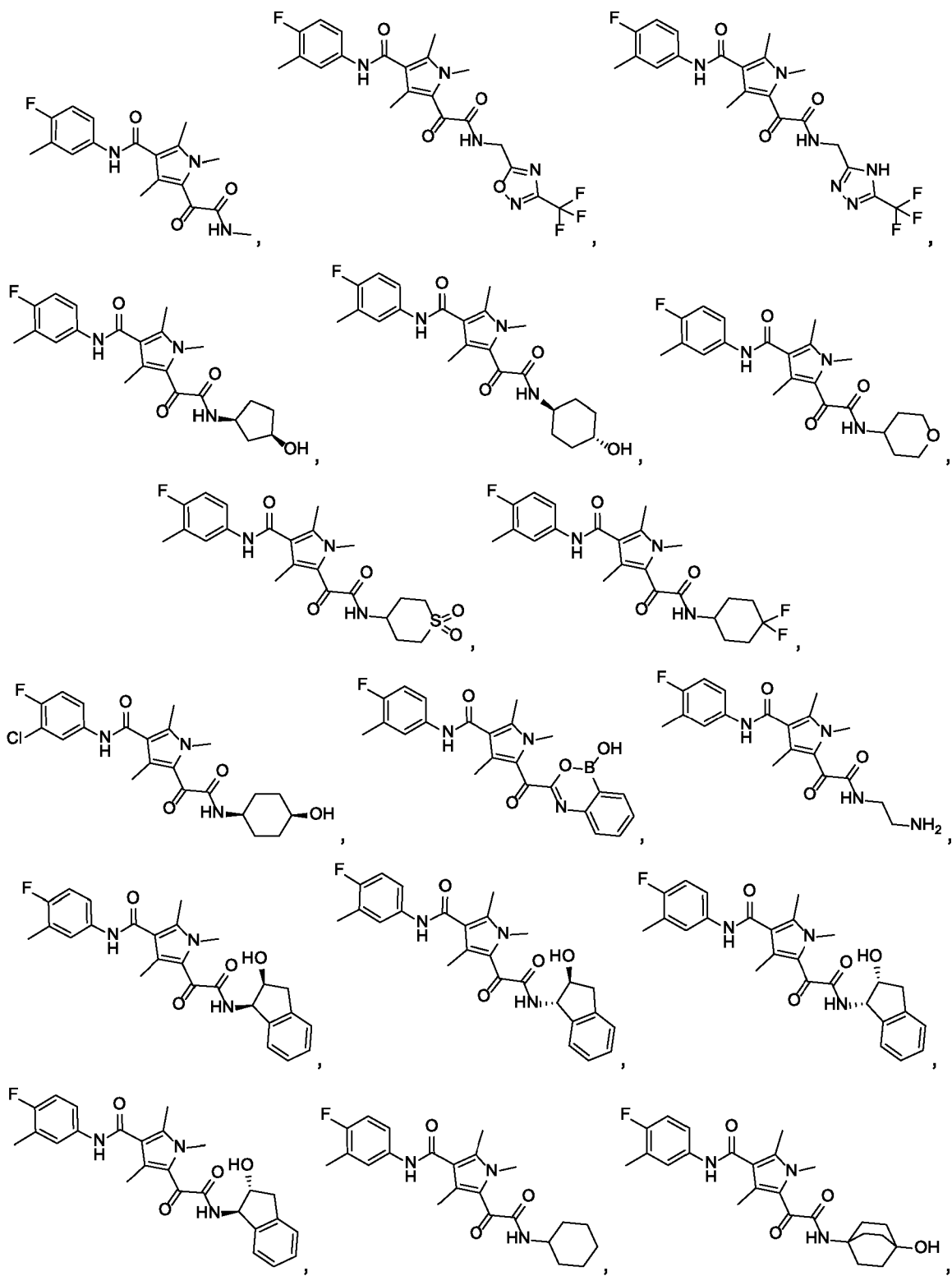
07 10 22

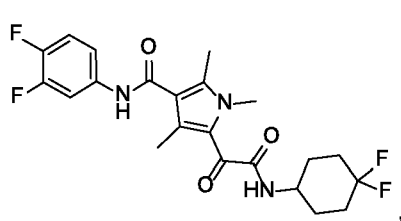
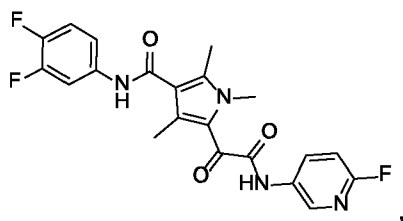
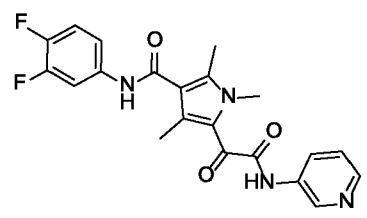
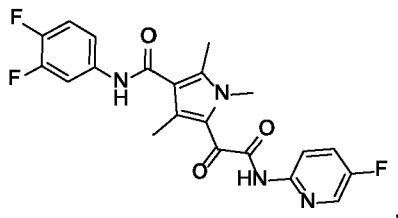
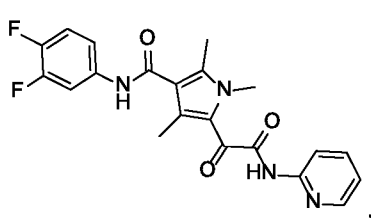
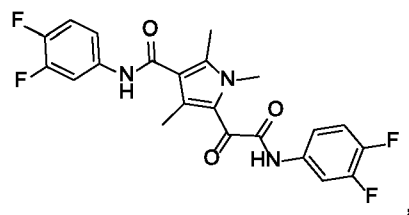
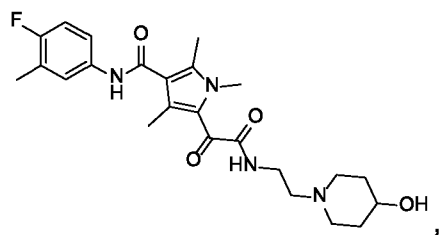
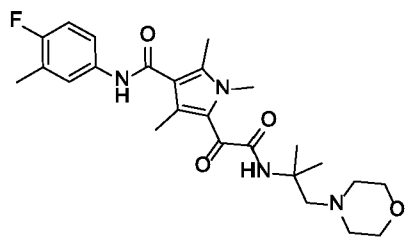
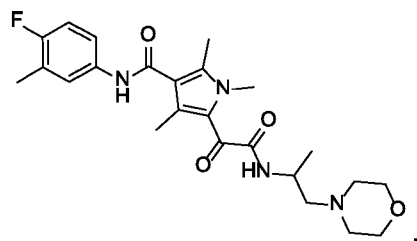
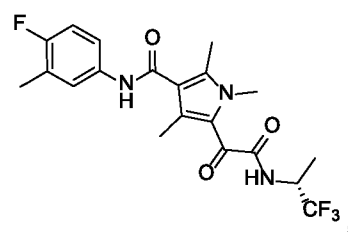
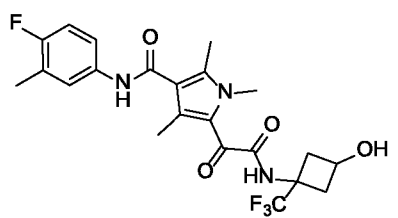
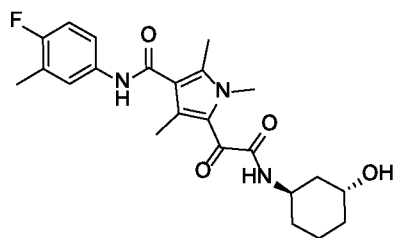
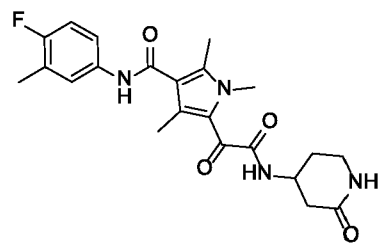
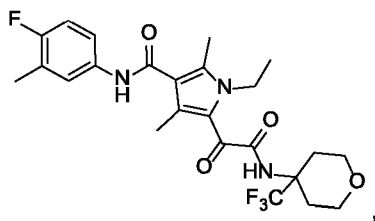
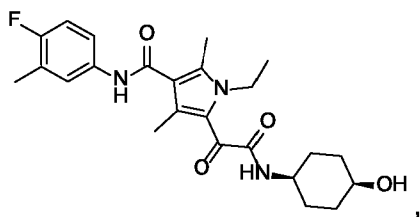
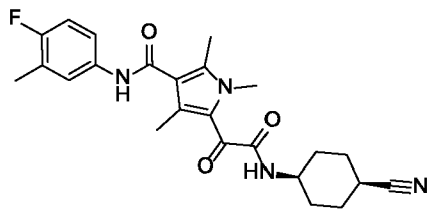
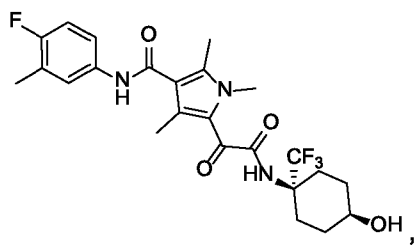


07 10 22

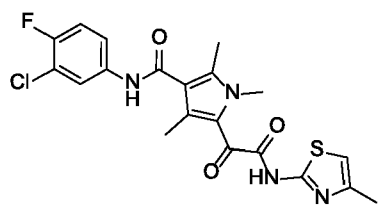
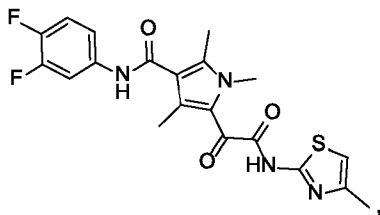
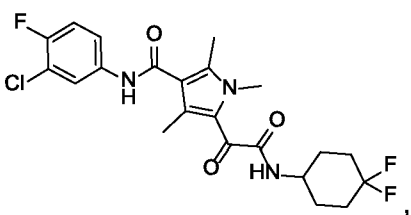
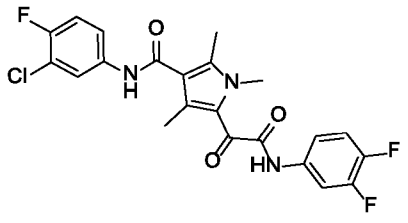
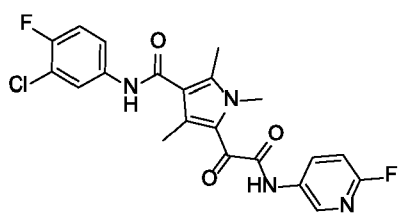
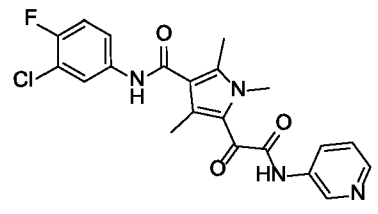
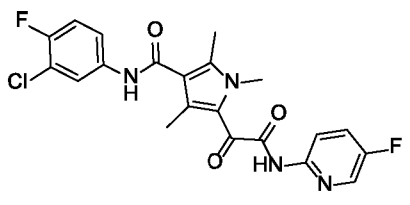
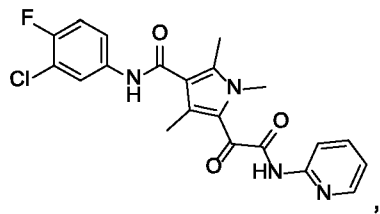
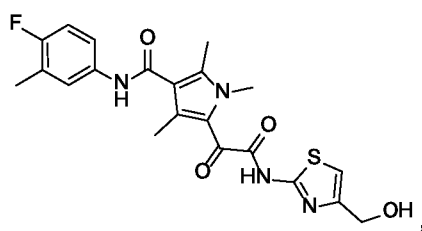
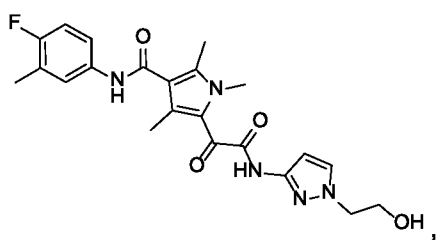
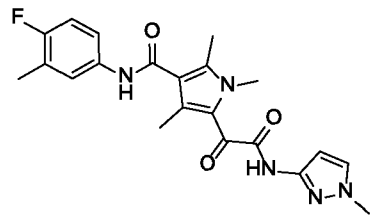
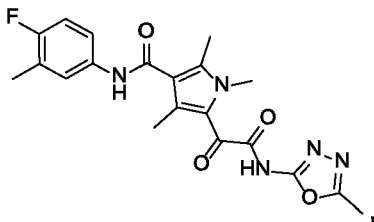
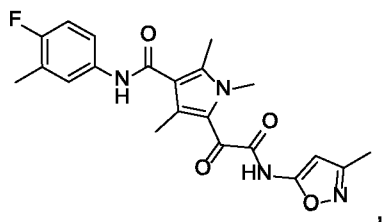
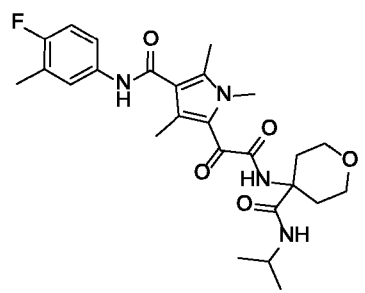
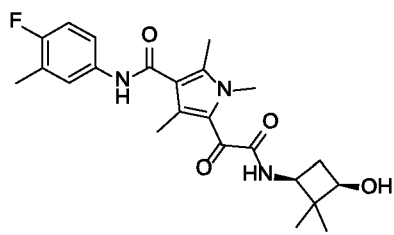
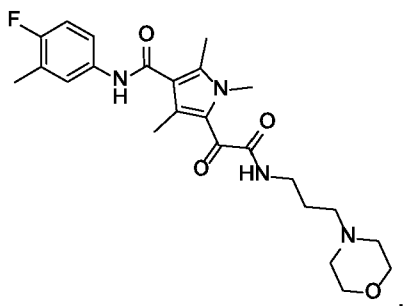
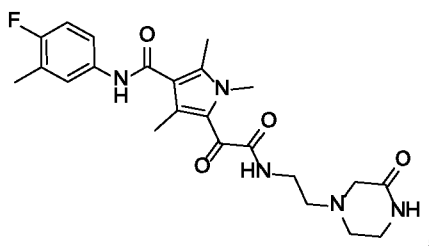
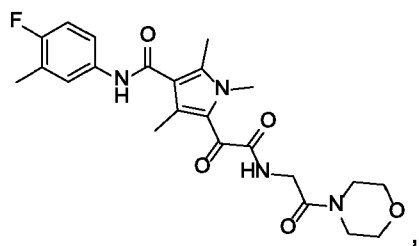


07 10 22

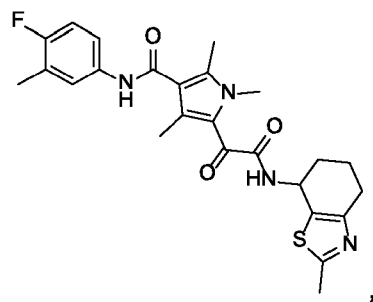
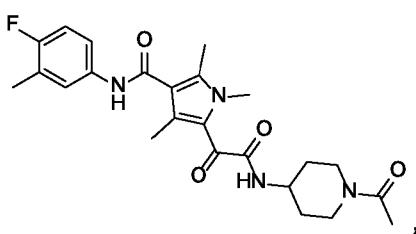
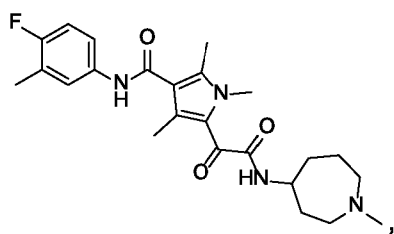
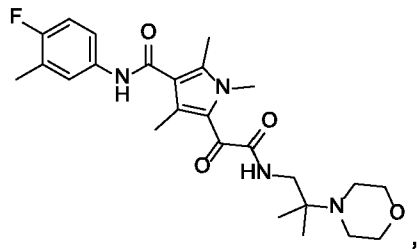
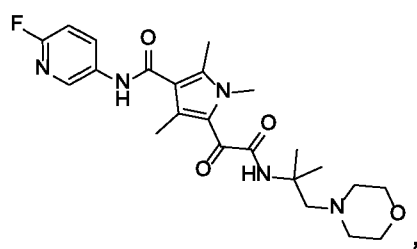
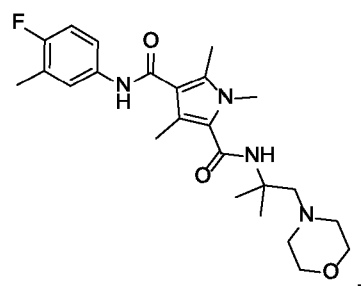
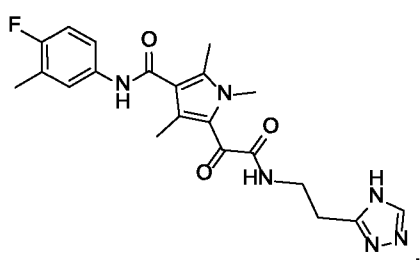
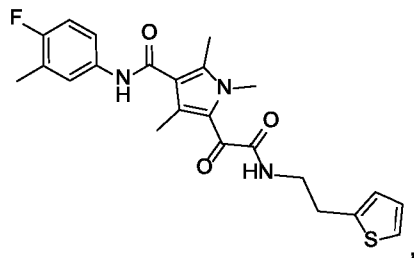
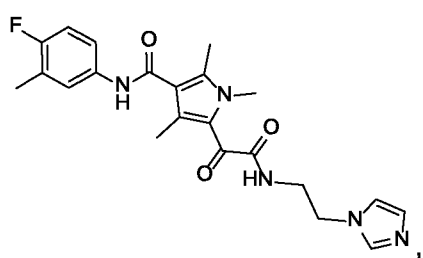
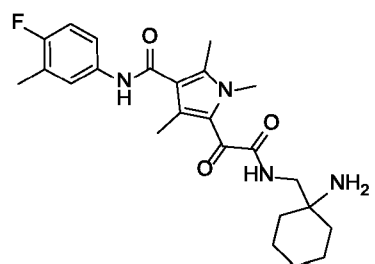
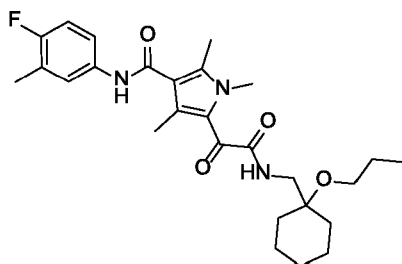
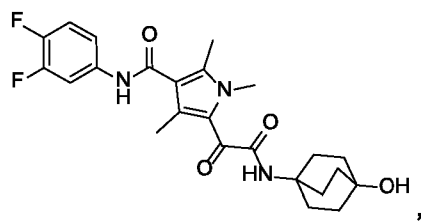
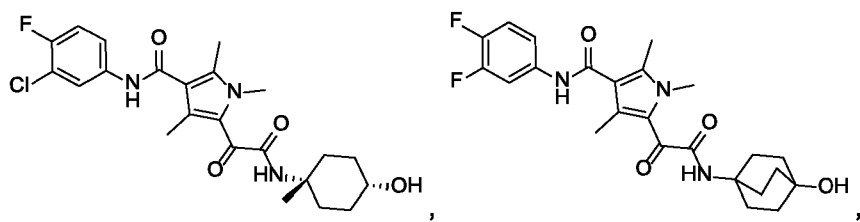




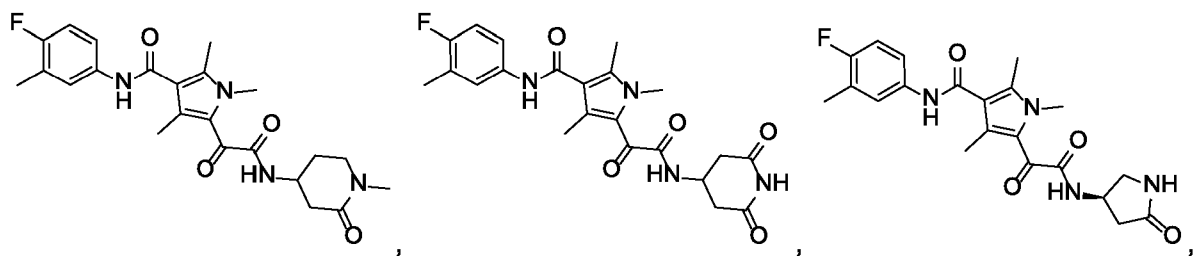
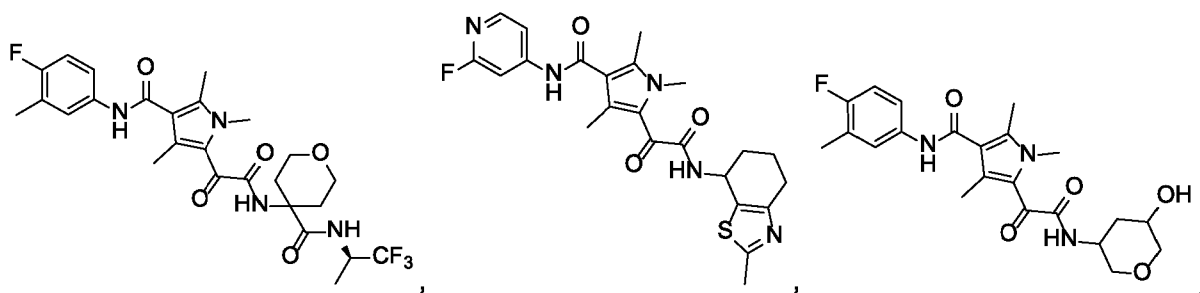
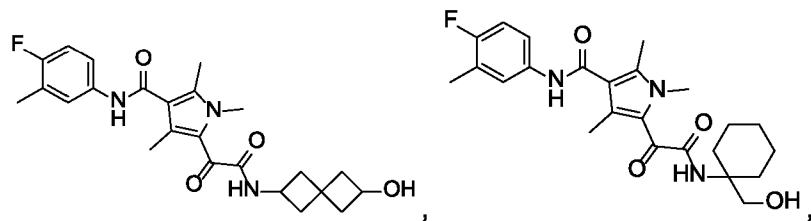
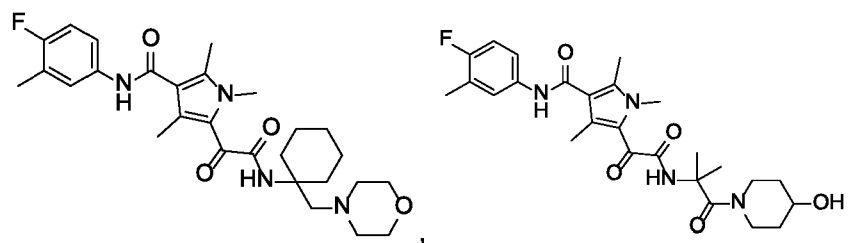
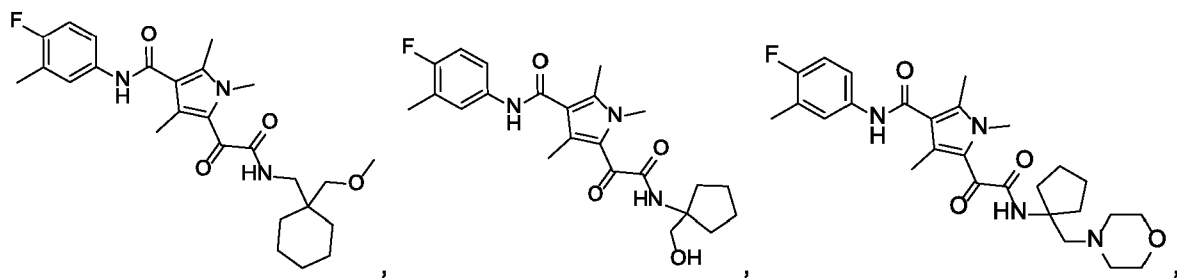
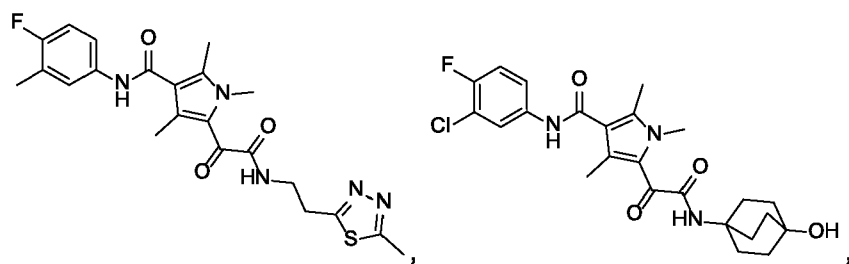
07 10 22

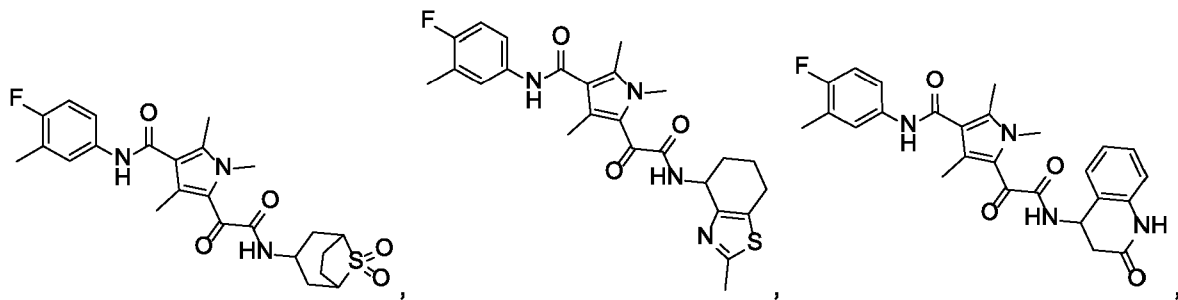
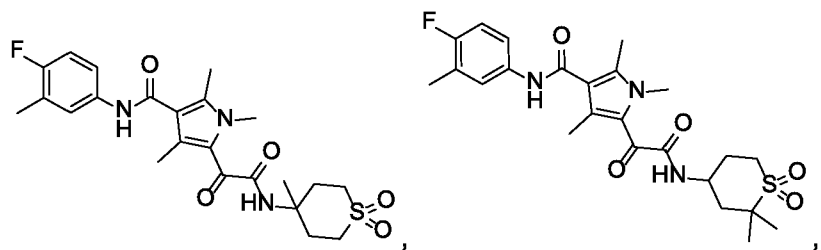
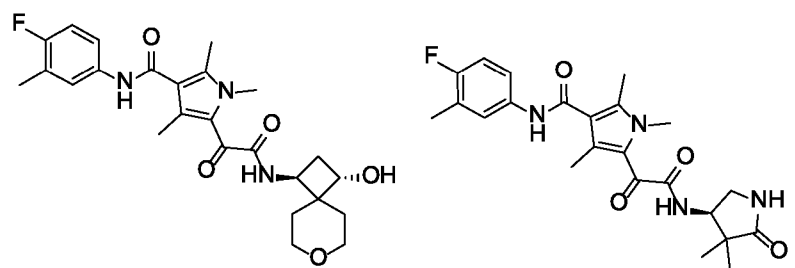
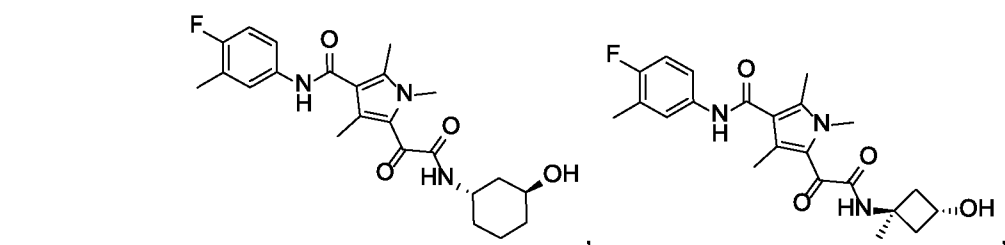
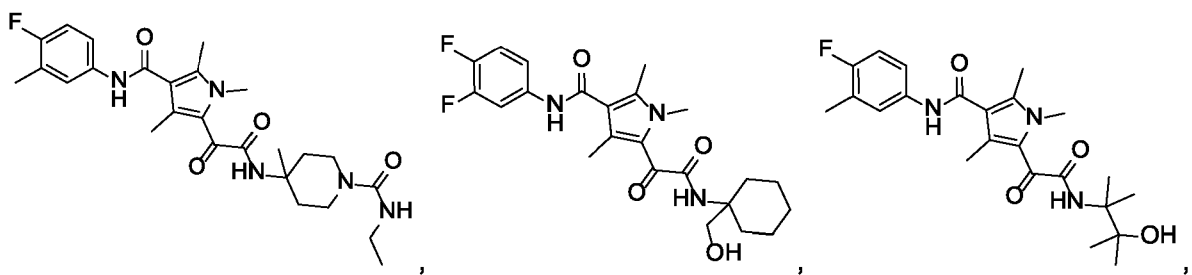
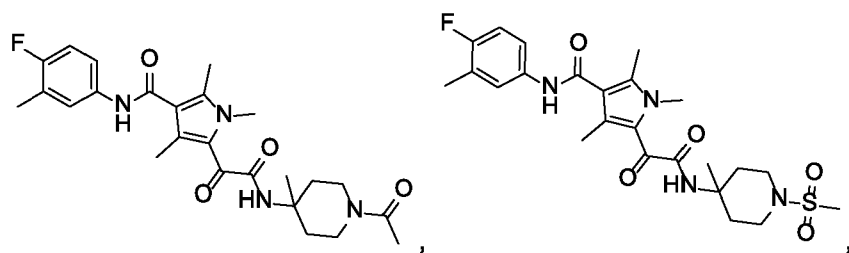


07 10 22



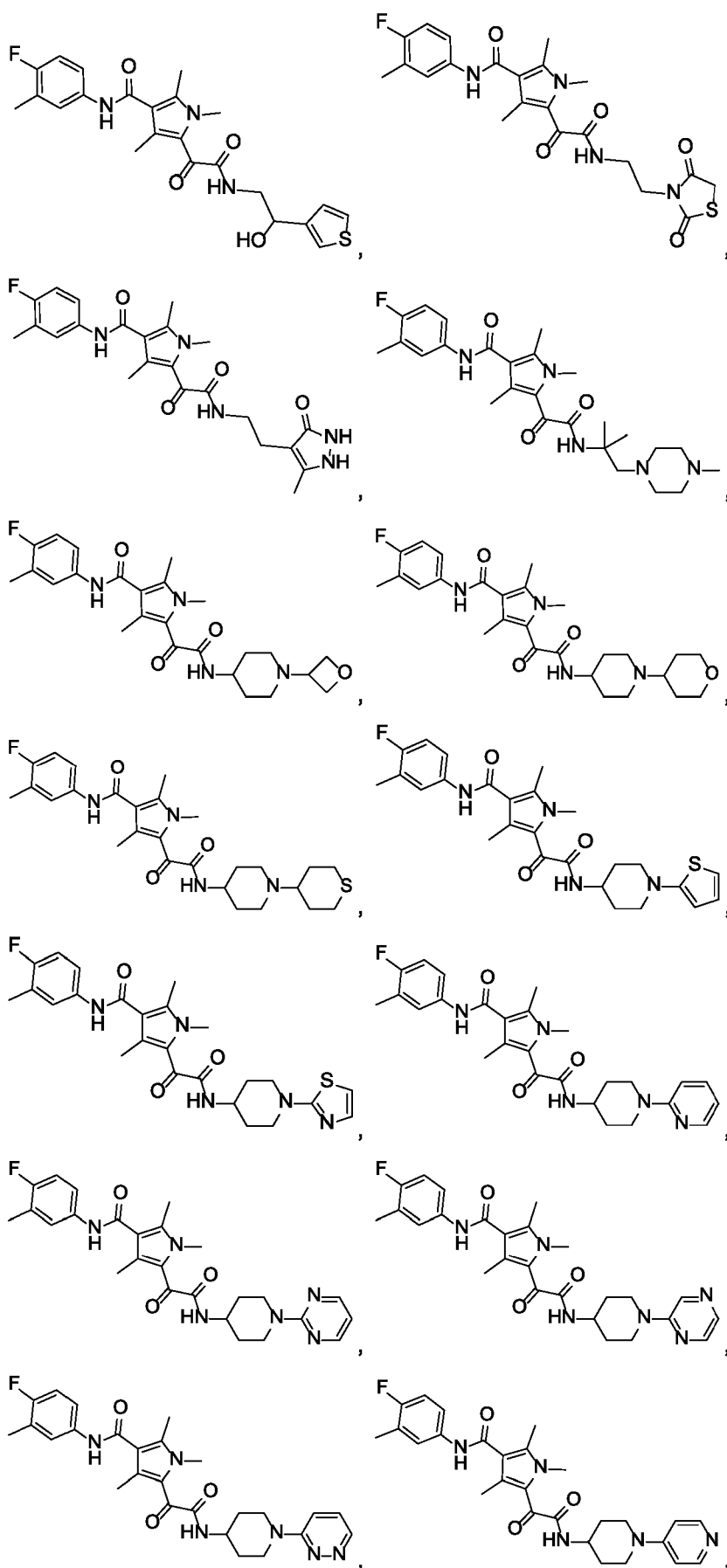
07 10 22



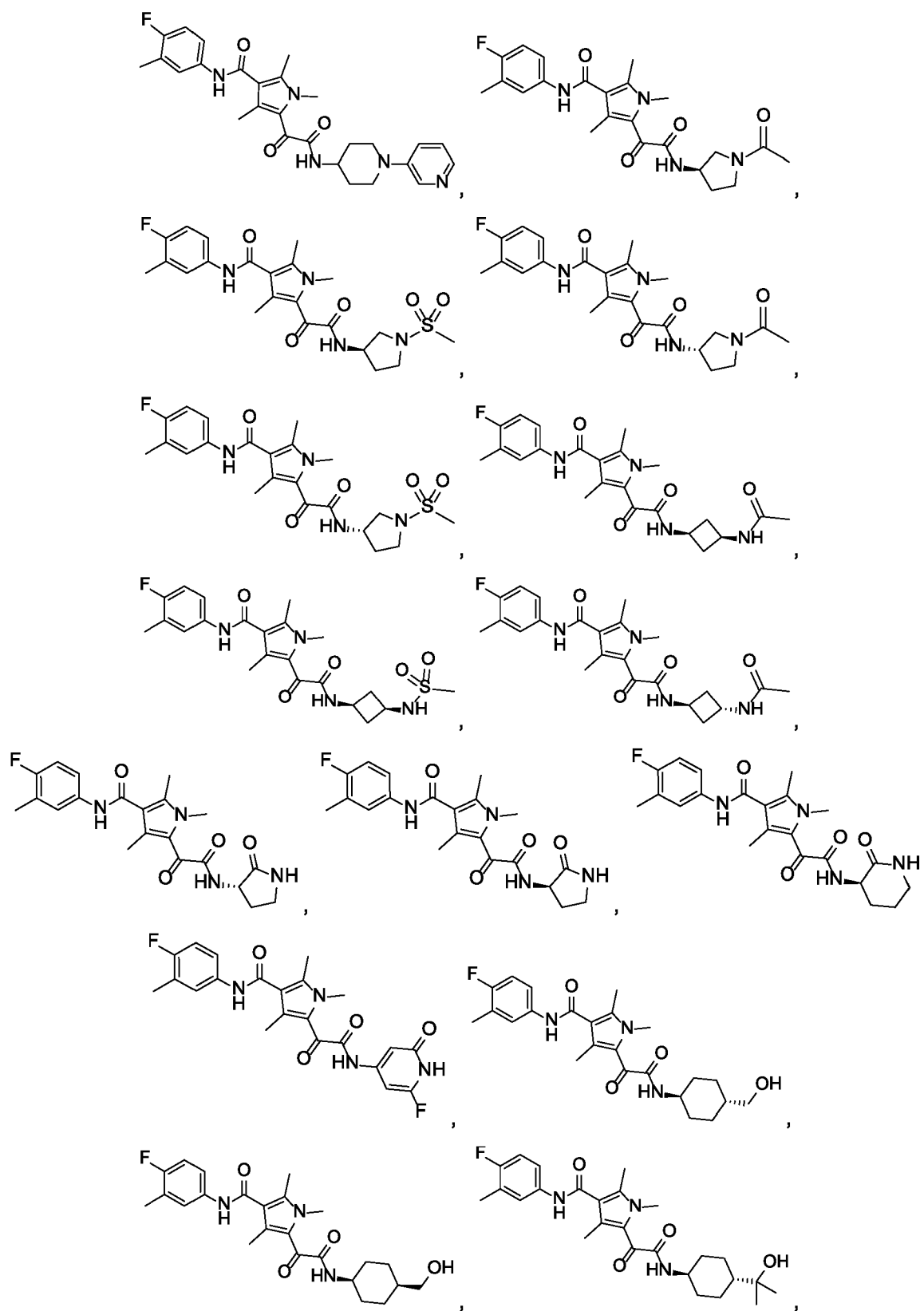


07 10 22

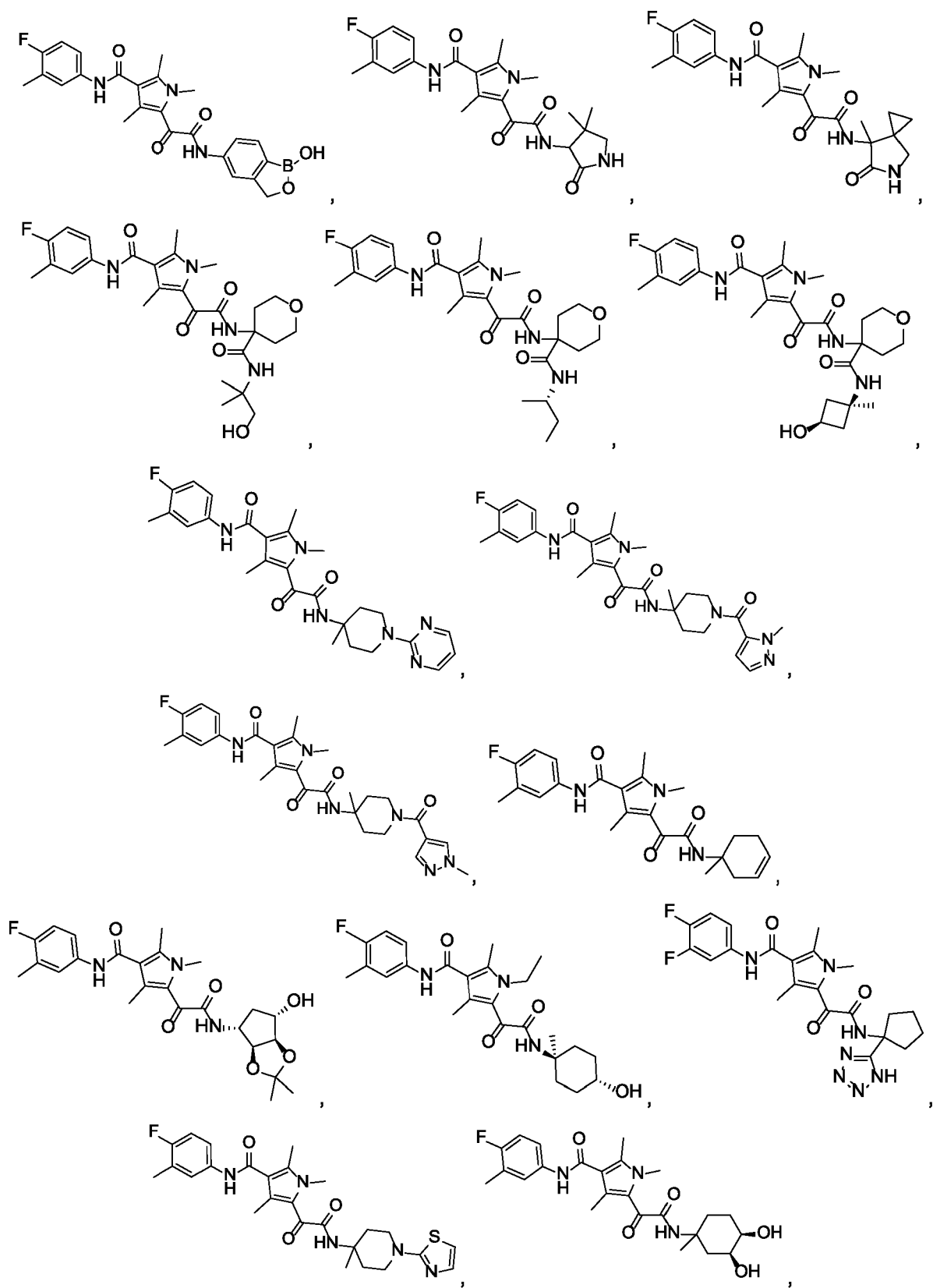
07 10 22



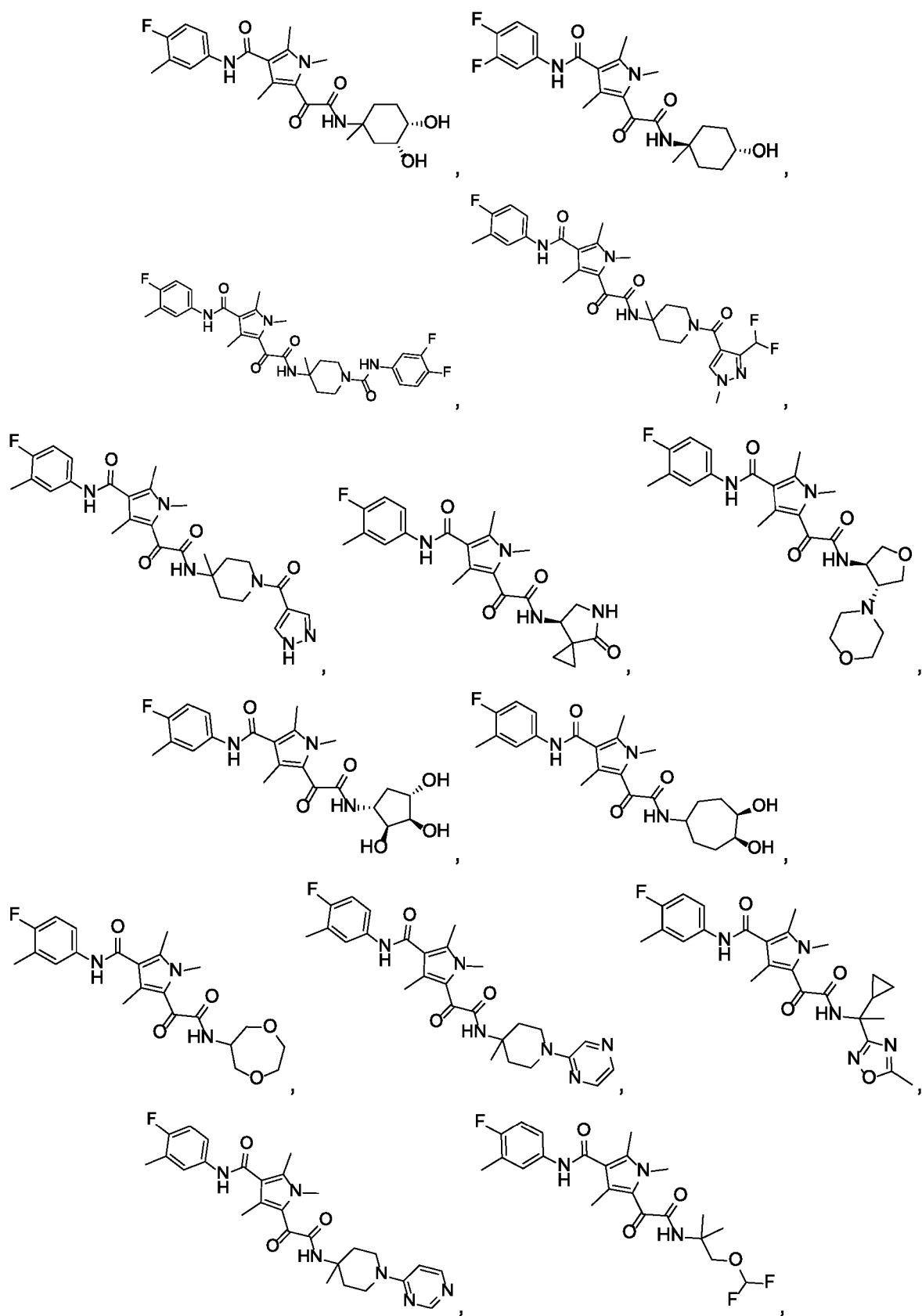
07 10 22

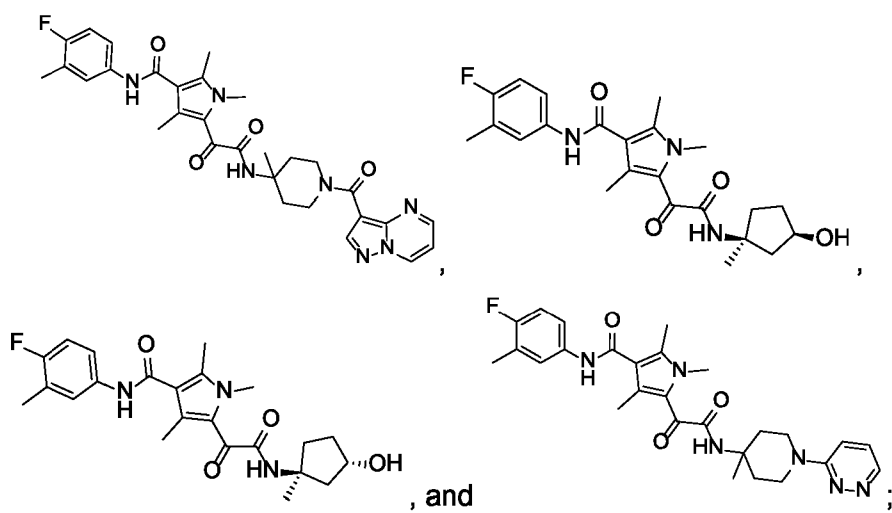


07 10 22



07 10 22





or a pharmaceutically acceptable salt, solvate, or stereoisomer thereof.

07 10 22