



US00D720316S

(12) **United States Design Patent**
Huh et al.

(10) **Patent No.:** **US D720,316 S**

(45) **Date of Patent:** **** Dec. 30, 2014**

(54) **TELEVISION RECEIVER**

(71) Applicant: **LG Electronics Inc.**, Seoul (KR)

(72) Inventors: **Byung Mu Huh**, Seoul (KR); **Min Ji Seo**, Seoul (KR)

(73) Assignee: **LG Electronics Inc.**, Seoul (KR)

(**) Term: **14 Years**

(21) Appl. No.: **29/493,201**

(22) Filed: **Jun. 6, 2014**

(30) **Foreign Application Priority Data**

Dec. 26, 2013 (KR) 30-2013-0065473

(51) **LOC (10) Cl.** **14-03**

(52) **U.S. Cl.**

USPC **D14/126**

(58) **Field of Classification Search**

CPC ... G06F 1/1601; G06F 1/1643; H05K 5/0004;
H05K 5/0017; H05K 5/02; H05K 5/0217

USPC D14/125-134, 239, 371, 136, 374-377,
D14/440, 450, 448, 336, 342, 159; 312/7.2;

348/836, 838, 180, 184, 325, 739;

248/917-924, 465; 345/104, 133, 156,

345/168, 87, 173; D21/329, 515, 577, 622,

D21/333, 433, 448, 452, 450, 331, 505;

D10/15, 26; 446/484, 175, 356;

D6/477, 479, 300

See application file for complete search history.

(56) **References Cited**

U.S. PATENT DOCUMENTS

D525,953 S *	8/2006	Anzures	D14/126
D554,599 S *	11/2007	Otsuka et al.	D14/126
D587,226 S *	2/2009	Funayama	D14/126
D649,950 S *	12/2011	Chiu	D14/126
D680,509 S *	4/2013	Hwangbo et al.	D14/126
D682,799 S *	5/2013	Hwang Bo et al.	D14/126
D689,033 S *	9/2013	Hwangbo et al.	D14/126
D700,155 S *	2/2014	McManigal	D14/126
D700,156 S *	2/2014	Lv et al.	D14/126

* cited by examiner

Primary Examiner — Raphael Barkai

(74) *Attorney, Agent, or Firm* — Morgan, Lewis & Bockius LLP

(57) **CLAIM**

We claim the ornamental design for a television receiver, as shown and described.

DESCRIPTION

FIG. 1 is a perspective view of a television receiver showing the new design:

FIG. 2 is a front elevation view thereof;

FIG. 3 is a rear elevation view thereof;

FIG. 4 is a left-side elevation view thereof;

FIG. 5 is a right-side elevation view thereof;

FIG. 6 is a top plan view thereof;

FIG. 7 is a bottom plan view thereof; and,

FIG. 8 is a rear perspective view thereof.

1 Claim, 5 Drawing Sheets

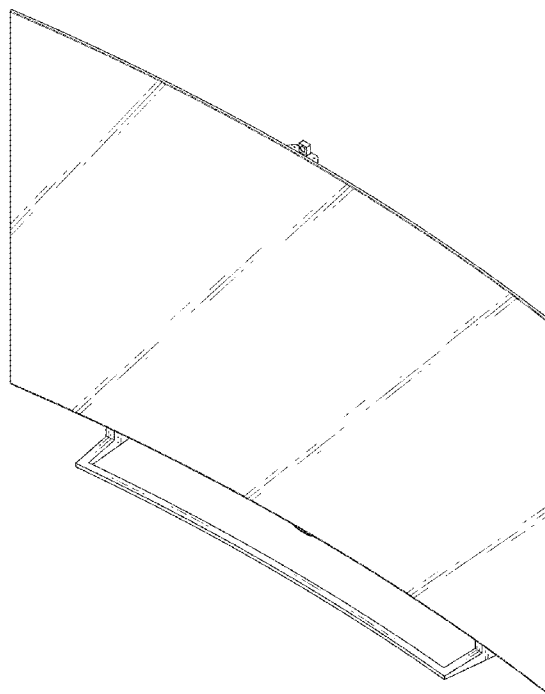


FIG. 1

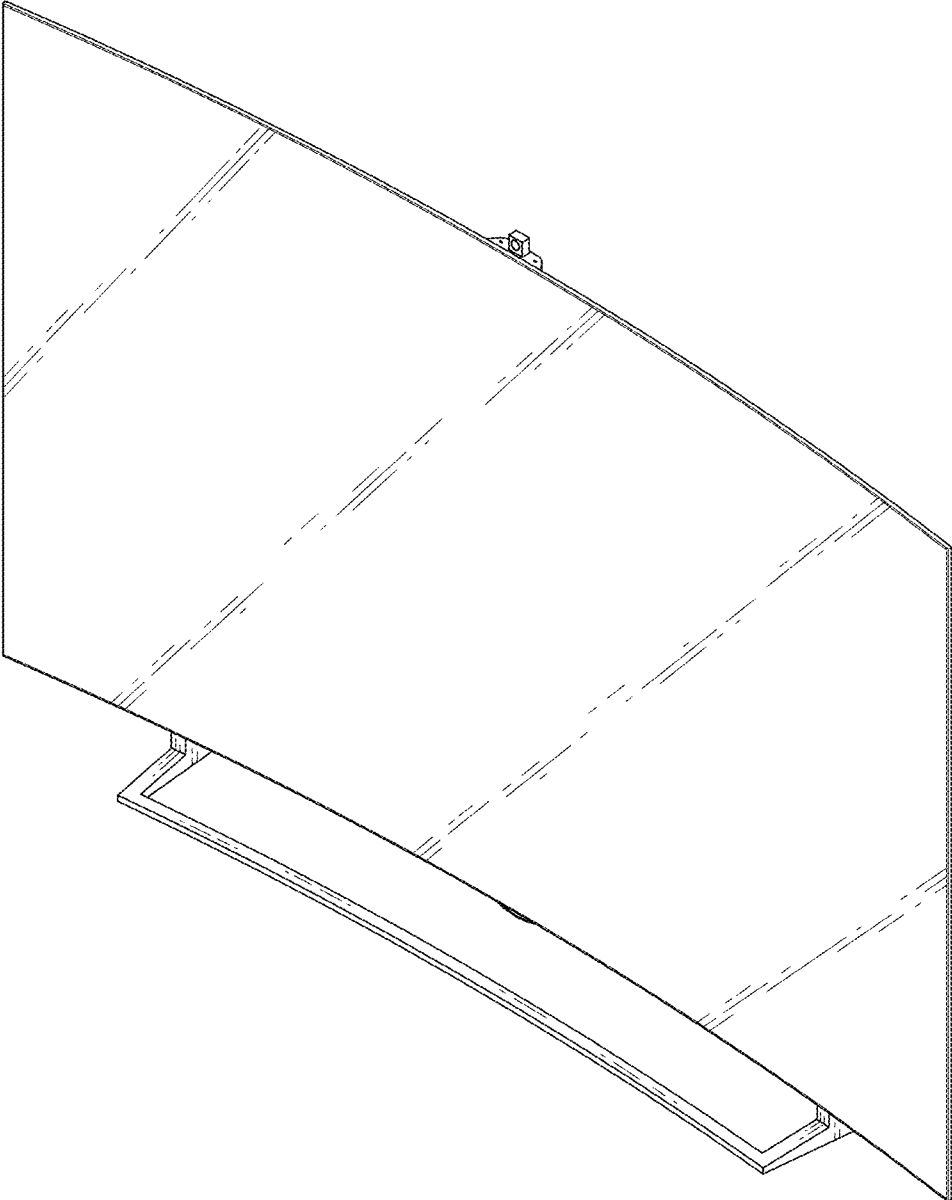


FIG. 2

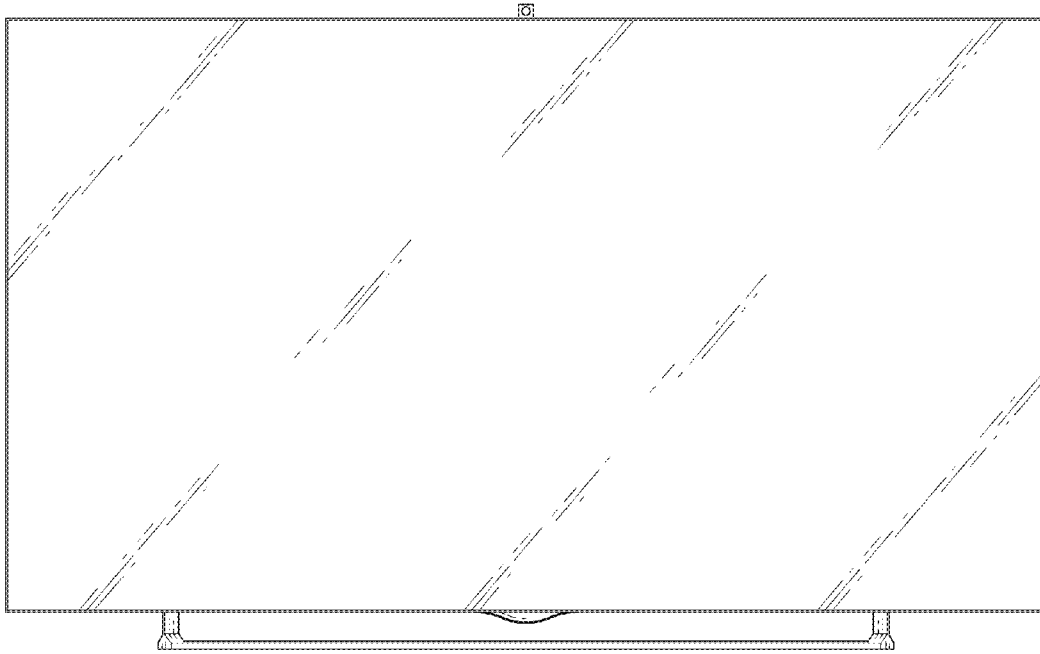


FIG. 3

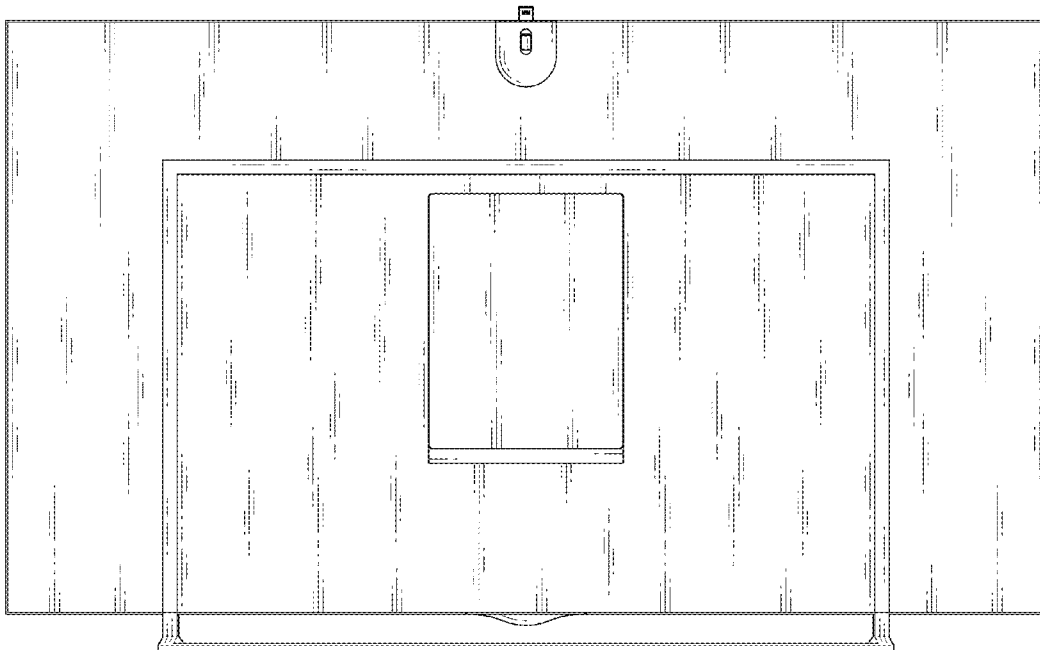


FIG. 4

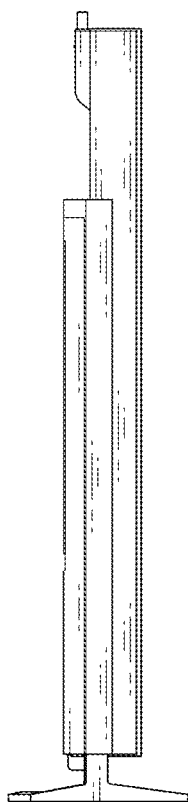


FIG. 5

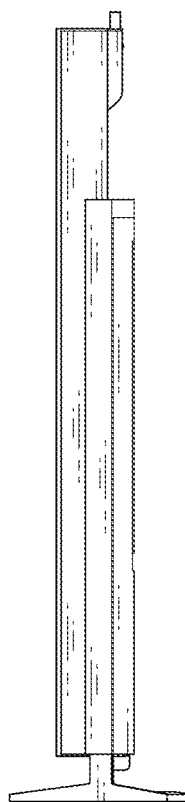


FIG.6

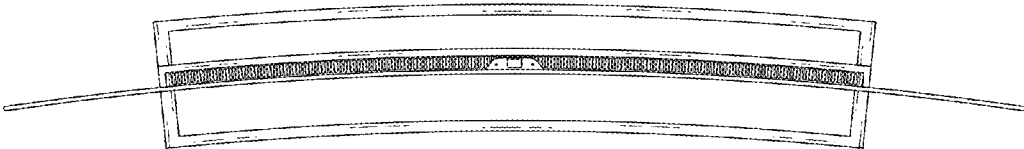


FIG.7

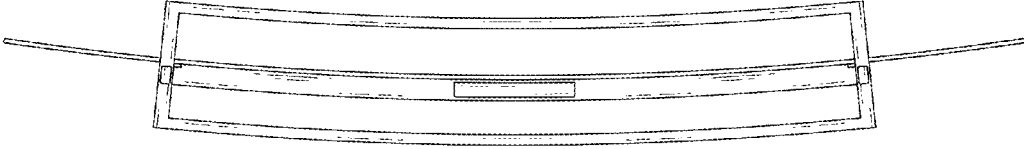


FIG. 8

