

**(12) STANDARD PATENT**  
**(19) AUSTRALIAN PATENT OFFICE**

(11) Application No. **AU 2017376441 B2**

(54) Title  
**Oxazine derivatives as beta-secretase inhibitors and methods of use**

(51) International Patent Classification(s)  
**C07D 413/10** (2006.01) **C07D 265/08** (2006.01)  
**A61K 31/5355** (2006.01) **C07D 265/12** (2006.01)  
**A61K 31/5377** (2006.01) **C07D 265/30** (2006.01)  
**A61P 25/28** (2006.01)

(21) Application No: **2017376441** (22) Date of Filing: **2017.12.13**

(87) WIPO No: **WO18/112081**

(30) Priority Data

(31) Number	(32) Date	(33) Country
<b>62/434,711</b>	<b>2016.12.15</b>	<b>US</b>
<b>62/570,425</b>	<b>2017.10.10</b>	<b>US</b>

(43) Publication Date: **2018.06.21**

(44) Accepted Journal Date: **2021.10.14**

(71) Applicant(s)  
**Amgen Inc.**

(72) Inventor(s)  
**Allen, Jennifer R.; Bourbeau, Matthew P.; Chen, Ning; Frohn, Michael J.; Harrington, Paul E.; Liu, Qingyian; Reeves, Corey**

(74) Agent / Attorney  
**Shelston IP Pty Ltd., Level 9 60 Margaret Street, Sydney, NSW, 2000, AU**

(56) Related Art  
**EP 1942105 A1**  
**EP 2151435 A1**  
**WO 2013/142613 A1**  
**WO 2014/138484 A1**



## (51) International Patent Classification:

C07D 413/10 (2006.01) A61K 31/5355 (2006.01)

C07D 265/08 (2006.01) A61K 31/5377 (2006.01)

C07D 265/12 (2006.01) A61P 25/28 (2006.01)

C07D 265/30 (2006.01)

## (21) International Application Number:

PCT/US2017/066177

## (22) International Filing Date:

13 December 2017 (13.12.2017)

## (25) Filing Language:

English

## (26) Publication Language:

English

## (30) Priority Data:

62/434,711 15 December 2016 (15.12.2016) US

62/570,425 10 October 2017 (10.10.2017) US

(71) Applicant: AMGEN INC. [US/US]; One Amgen Center Drive, Thousand Oaks, California 91320-1799 (US).

(72) Inventors: ALLEN, Jennifer R.; 4404 Via Juanita, Newbury Park, California 91320 (US). BOURBEAU, Matthew P.; 23510 Aetna Street, Woodland Hills, California 91367 (US). CHEN, Ning; 2342 Gillingham Circle, Thousand Oaks, California 91362 (US). FROHN, Michael J.; 2808 Cedar Wood Place, Thousand Oaks, California 91362 (US). HARRINGTON, Paul E.; 2330 Gillingham Circle, Thousand Oaks, California 91362 (US). LIU, Qingyian; 4631 Paseo Girasol, Camarillo, California 93012 (US). REEVES, Corey; 14430 Benefit St., #103, Sherman Oaks, California 91423 (US).

(74) Agent: BERGAUER, Markus; AMGEN INC., One Amgen Center Drive, Thousand Oaks, California 91320-1799 (US).

(81) Designated States (unless otherwise indicated, for every kind of national protection available): AE, AG, AL, AM, AO, AT, AU, AZ, BA, BB, BG, BH, BN, BR, BW, BY, BZ, CA, CH, CL, CN, CO, CR, CU, CZ, DE, DJ, DK, DM, DO, DZ, EC, EE, EG, ES, FI, GB, GD, GE, GH, GM, GT, HN, HR, HU, ID, IL, IN, IR, IS, JO, JP, KE, KG, KH, KN, KP, KR, KW, KZ, LA, LC, LK, LR, LS, LU, LY, MA, MD, ME, MG, MK, MN, MW, MX, MY, MZ, NA, NG, NI, NO, NZ, OM, PA, PE, PG, PH, PL, PT, QA, RO, RS, RU, RW, SA,

SC, SD, SE, SG, SK, SL, SM, ST, SV, SY, TH, TJ, TM, TN, TR, TT, TZ, UA, UG, US, UZ, VC, VN, ZA, ZM, ZW.

(84) Designated States (unless otherwise indicated, for every kind of regional protection available): ARIPO (BW, GH, GM, KE, LR, LS, MW, MZ, NA, RW, SD, SL, ST, SZ, TZ, UG, ZM, ZW), Eurasian (AM, AZ, BY, KG, KZ, RU, TJ, TM), European (AL, AT, BE, BG, CH, CY, CZ, DE, DK, EE, ES, FI, FR, GB, GR, HR, HU, IE, IS, IT, LT, LU, LV, MC, MK, MT, NL, NO, PL, PT, RO, RS, SE, SI, SK, SM, TR), OAPI (BF, BJ, CF, CG, CI, CM, GA, GN, GQ, GW, KM, ML, MR, NE, SN, TD, TG).

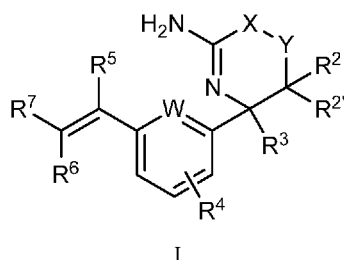
## Declarations under Rule 4.17:

- as to applicant's entitlement to apply for and be granted a patent (Rule 4.17(ii))
- as to the applicant's entitlement to claim the priority of the earlier application (Rule 4.17(iii))

## Published:

- with international search report (Art. 21(3))

(54) Title: OXAZINE DERIVATIVES AS BETA-SECRETASE INHIBITORS AND METHODS OF USE



(57) Abstract: The present disclosure provides a class of compounds useful for the modulation of beta-secretase enzyme (BACE) activity. The compounds have a general Formula I: (insert Formula I structure) wherein variables W, X, Y, R<sup>2</sup>, R<sup>2'</sup>, R<sup>3</sup>, R<sup>4</sup>, R<sup>5</sup>, R<sup>6</sup>, and R<sup>7</sup> of Formula I are defined herein. This disclosure also provides pharmaceutical compositions comprising the compounds, and uses of the compounds and compositions for treatment of disorders and/or conditions related to beta amyloid (Aβ) plaque formation and deposition, resulting from the biological activity of BACE. Such BACE mediated disorders include, for example, Alzheimer's Disease, cognitive deficits, cognitive impairments, and other central nervous system conditions.



## OXAZINE DERIVATIVES AS BETA-SECRETASE INHIBITORS AND METHODS OF USE

### CROSS-REFERENCE TO RELATED APPLICATIONS

This application claims the benefit of U.S. Provisional Patent Application No.  
5 62/434,711, filed December 15, 2016 and U.S. Provisional Patent Application No.  
62/570,425, filed October 10, 2017, each of which is incorporated by reference herein in its  
entirety.

### FIELD

The present disclosure relates generally to pharmaceutically active compounds and  
10 pharmaceutical compositions thereof for the modulation of beta site amyloid precursor  
protein cleaving enzyme (BACE) activity. Provided herein are uses of these compounds and  
pharmaceutical compositions thereof for treatment of disorders and/or conditions related to  
beta-amyloid plaque formation and deposition, resulting from the biological activity of  
BACE. Such BACE mediated disorders include, for example, Alzheimer's disease, cognitive  
15 deficits, cognitive impairments, and other central nervous system conditions.

### BACKGROUND

Any discussion of the prior art throughout the specification should in no way be  
considered as an admission that such prior art is widely known or forms part of common  
general knowledge in the field.  
20 Alzheimer's disease (AD) affects greater than 12 million aging people worldwide,  
and, importantly, the number affected continues to grow. AD accounts for the majority of  
dementias clinically diagnosed after the age of 60. AD is generally characterized by the  
progressive decline of memory, reasoning, judgement and orientation. As the disease  
progresses, motor, sensory, and vocal abilities are affected until there is global impairment of  
25 multiple cognitive functions. The loss of cognitive function occurs gradually. Patients with  
severe cognitive impairment and/or diagnosed as end-stage AD are generally bedridden,  
incontinent, and dependent on custodial care. The AD patient eventually dies in about nine to  
ten years, on average, after initial diagnosis. Due to the incapacitating, generally humiliating  
and ultimately fatal effects of AD, there is a need to treat AD effectively upon diagnosis.  
30 AD is characterized by two major physiological changes in the brain. The first  
change, beta amyloid plaque formation, supports the "amyloid cascade hypothesis" which  
conveys the thought that AD is caused by the formation of characteristic beta amyloid (A $\beta$ )

- 2 -

peptide deposits in the brain (commonly referred to as A $\beta$  “plaques” or “plaque deposits”) and in cerebral blood vessels (beta amyloid angiopathy). A wealth of evidence suggests that A $\beta$  and accompanying amyloid plaque formation is central to the pathophysiology of AD and is likely to play an early role in this intractable neurodegenerative disorder. Yan *et al.*,

5 *Lancet Neurol.* 13(3):319-329 (2014). The second change in AD is the formation of intraneuronal tangles, consisting of an aggregate form of the microtubule-binding protein tau. Besides being found in patients with AD, intraneuronal tangles are also found in other dementia-inducing disorders. Joachim *et al.*, *Alzheimer. Dis. Assoc. Disord.* 6(1):7-34 (1992).

10 Several lines of evidence indicate that progressive cerebral deposition of A $\beta$  peptide plays a seminal role in the pathogenesis of AD and can precede cognitive symptoms by years or even decades. Selkoe, *Neuron* 6(4):487-498 (1991). Release of A $\beta$  peptide from neuronal cells grown in culture and the presence of A $\beta$  peptide in cerebrospinal fluid (CSF) of both normal individuals and AD patients has been demonstrated. Seubert *et al.*, *Nature* 359:325-  
15 327 (1992). Autopsies of AD patients have revealed large numbers of lesions comprising A $\beta$  and tau peptides in areas of the human brain believed to be important for memory and cognition.

Smaller numbers of these lesions in a more restricted anatomical distribution are found in the brains of most aged humans who do not have clinical AD. Amyloid containing  
20 plaques and vascular amyloid angiopathy were also found in the brains of individuals with Down’s syndrome, Hereditary Cerebral Hemorrhage with Amyloidosis of the Dutch-type (HCHWA-D), and other neurodegenerative disorders.

It has been hypothesized that A $\beta$  peptide formation is a causative precursor or factor in the development of AD. More specifically, deposition of A $\beta$  peptide in areas of the brain responsible for cognition is believed to be a major factor in the development of AD. A $\beta$   
25 plaques are primarily composed of A $\beta$  peptide. A $\beta$  peptide is derived from the proteolytic cleavage of a large transmembrane amyloid precursor protein (APP), and is a peptide comprised of about 39-42 amino acid residues. A $\beta$  1-42 (42 amino acids long) is thought to be the major component of these plaque deposits in the brains of AD patients. Citron, *Trends*  
30 *Pharmacol. Sci.* 25(2):92-97 (2004).

- 3 -

Similar plaques appear in some variants of Lewy body dementia and in inclusion body myositis, a muscle disease. A $\beta$  peptides also form aggregates coating cerebral blood vessels in cerebral amyloid angiopathy. These plaques are composed of fibrillar A $\beta$  aggregates that display a characteristic  $\beta$ -sheet structure, a protein fold shared by other peptides such as prions associated with protein misfolding diseases. Research on laboratory rats suggest that the dimeric, soluble form of the peptide is a causative agent in the development of AD and is the smallest synaptotoxic species of soluble amyloid beta oligomer. Shankar *et al.*, *Nat. Med.* 14(8):837-842 (2008).

Several aspartyl proteases, including  $\beta$ -secretase and  $\gamma$ -secretase, are involved in the processing or cleavage of APP, resulting in the formation of A $\beta$  peptide.  $\beta$ -Secretase (BACE, also commonly referred to as memapsin) is the first to cleave APP to generate two fragments: (1) a first N-terminus fragment (sAPP $\beta$ ) and (2) a second C-99 fragment, which is subsequently cleaved by  $\gamma$ -secretase to generate the A $\beta$  peptide. APP has also been found to be cleaved by  $\alpha$ -secretase to produce sAPP $\alpha$ , a secreted form of APP that does not result in A $\beta$  plaque formation. This alternate pathway precludes the formation of A $\beta$  peptide. A description of the proteolytic processing fragments of APP is found, for example, in U.S. Patent Nos. 5,441,870, 5,712,130 and 5,942,400.

BACE is an aspartyl protease enzyme comprising 501 amino acids and responsible for processing APP at the  $\beta$ -secretase specific cleavage site. BACE is present in two forms, BACE 1 and BACE 2, designated as such depending upon the specific cleavage site of APP.  $\beta$ -Secretase is described in Sinha *et al.*, *Nature* 402:537-540 (1999) and International Patent Application Publication No. WO2000/017369. It has been proposed that A $\beta$  peptide accumulates as a result of APP processing initiated by BACE. Moreover, *in vivo* processing of APP at the  $\beta$ -secretase cleavage site is thought to be a rate-limiting step in A $\beta$  peptide production. Sabbagh *et al.*, *Alzheimer's Disease Review* 3:1-19 (1997). Thus, inhibition of the BACE enzyme activity is desirable for the treatment of AD.

Studies have shown that the inhibition of BACE may be linked to the treatment of AD. The BACE enzyme is essential for the generation of A $\beta$  peptide. BACE knockout mice do not produce A $\beta$  peptide and are free from AD associated pathologies including neuronal loss and certain memory deficits. Cole *et al.*, *Molecular Neurodegeneration* 2:22, pages 1-25 (2007). When crossed with transgenic mice that over express APP, the progeny of BACE

- 4 -

deficient mice show reduced amounts of A $\beta$  peptide in brain extracts as compared with control animals. Luo *et al.*, *Nat. Neurosci.* 4(3):231-232 (2001). The fact that BACE initiates the formation of A $\beta$  peptide, and the observation that BACE levels are elevated in this disease provide direct and compelling reasons to develop therapies directed at BACE inhibition, thus, reducing A $\beta$  peptide formation and its associated toxicities. To this end, inhibition of  $\beta$ -secretase activity and a corresponding reduction of A $\beta$  peptide in the brain should provide a therapeutic method for treating AD and other A $\beta$  peptide or plaque related disorders.

Consequently, the approach of regulating or reducing A $\beta$  peptide formation and deposition as a potential treatment for AD has received tremendous attention, support and commitment from both researchers and investors alike. A small molecule  $\gamma$ -secretase inhibitor, LY450139 ("Semagacestat"), an A $\beta$  peptide lowering agent, advanced to phase III clinical trials for the treatment of AD. The pharmacokinetics of semagacestat in plasma, as well as the plasma and cerebral spinal fluid (CSF) A $\beta$  peptide levels as pharmacodynamic responses to semagacestat administration were evaluated in healthy human subjects in single and multiple doses, and pharmacokinetic and pharmacodynamic changes were also assessed in mild to moderate AD patients in two (2) clinical trials (Henley *et al.*, *Expert Opin. Pharmacother.* 10(10):1657-1664 (2009); Siemers *et al.*, *Clin. Neuropharmacol.* 30(6): 317-325 (2007); and Siemers *et al.*, *Neurology* 66(4):602-604 (2006)). Additional approaches have been taken in attempts to treat AD and plaque-related disorders. See, for example, Yan *et al.*, *Lancet Neurology* 13(3):319-329 (2014).

Furthermore, each of the following exemplary patent application publications describes inhibitors of BACE, useful for treating AD and other  $\beta$ -secretase mediated disorders: WO2014/098831, WO2014/099794, WO2014/099788, WO2014/097038, WO2014/093190, WO2014/066132, WO2014/065434, WO2014/062553, WO2014/062549, WO2014/045162, WO2014/013076, WO2013/182638, WO2013/164730, WO2013/030713, WO2013/028670, WO2013/004676, WO2012/162334, WO2012/162330, WO2012/147762, WO2012/139425, WO2012/138734, US2012/0245157, US2012/0245154, US2012/0238557, WO2011/029803, WO2011/005738, US2011/0152253, WO2010/013794, WO2010/013302, US2010/0160290, US2010/0075957, WO2009/151098, WO2009/134617, US2009/0209755, US2009/0082560, EP2703401 (equivalent of WO2012/146762) and EP1942105.

- 5 -

The lysosomal aspartic protease Cathepsin D (CatD) is ubiquitously expressed in eukaryotic organisms. CatD activity is essential to accomplish the acid-dependent extensive or partial proteolysis of protein substrates within endosomal and lysosomal compartments therein delivered via endocytosis, phagocytosis or autophagocytosis. CatD may also act at physiological pH on small-size substrates in the cytosol and in the extracellular milieu. Mouse and fruit fly CatD knock-out models have highlighted the multi-pathophysiological roles of CatD in tissue homeostasis and organ development.

Inhibition of protein CatD has been implicated in undesirable side effects. For instance, the inhibition of CatD is believed to be linked to adverse retinal development and retinal atrophy. Particularly, in mice it was found that CatD is essential for the metabolic maintenance of retinal photoreceptor cells and that its deficiency induces apoptosis of the cells, while the loss of inner nuclear layer (INL) neurons is mediated by nitric oxide release from microglial cells. However, in the very same mice, it was also found that no atrophic change was detected in the retina of mice deficient in Cathepsin B or L. Koike *et al.*, *Mol. Cell Neurosci.* 22(2):146-161 (2003). Further, animal models of CatD deficiency are characterized by a progressive and relentless neurodegenerative phenotype similar to that observed in Neuronal Ceroid Lipofuscinoses (NCL), a group of pediatric neurodegenerative diseases known collectively as Batten Disease. It has been shown that the targeted deletion of the pro-apoptotic molecule Bax prevents apoptotic markers, but not neuronal cell death and neurodegeneration induced by CatD deficiency, which suggests that alterations in the macroautophagy-lysosomal degradation pathway can mediate neuronal cell death in NCL/Batten Disease in the absence of apoptosis. Shacka *et al.*, *Autophagy* 3(5):474-476 (2007). Finally, an adverse effect of the inhibition of CatD is evident from the data presented in Folio *et al.*, *PLoS One* 6(7):e21908 (2011). The authors of the PLoS One paper found that knock-down of CatD affects the retinal pigment epithelium, impairs swim-bladder ontogenesis and causes premature death in zebrafish. The main phenotypic alterations produced by CatD knock-down in zebrafish were: 1. abnormal development of the eye and of retinal pigment epithelium; 2. absence of the swim-bladder; 3. skin hyper-pigmentation; 4. reduced growth and premature death. Rescue experiments confirmed the involvement of CatD in the developmental processes leading to these phenotypic alterations.

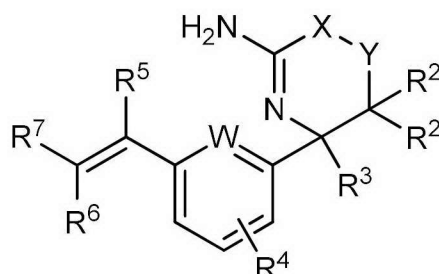
Moreover, such toxicity findings which, in view of the literature, may have played a role in the termination of a human BACE-mediated AD clinical trial. Eli Lilly terminated a phase I clinical trial of LY 2811376 after rat toxicology studies showed that a higher compound dose given for three months damaged the pigment epithelium of the rat's eye. The retinal layer had inclusions and extensive damage. The Phase I dosing trial was terminated and people brought in for eye assessments did not show any abnormalities. (Alzheimer's Research Forum News, 3-31-2011 reporting on Martin Citron's presentation at the AD/PD Conference 3-2011 in Barcelona, Spain).

Hence, it is desirable to provide compounds which modulate the activity of and are selective for BACE, while not suffering from undesirable side effects possibly due to intervention with or the reduction and/or direct or indirect inhibition of the expression and/or function of other proteins or biological pathways.

### SUMMARY

The compounds disclosed herein are useful for the modulation of  $\beta$ -secretase activity, and as treatment of AD. Particularly, the compounds provided herein are useful for the regulation or reduction of the formation of A $\beta$  peptide and, consequently, the regulation and/or reduction of formation of A $\beta$  plaque both in the brain, as well as in the CNS. To this end, the compounds are useful for the treatment of AD and other  $\beta$ -secretase and/or plaque-related and/or mediated disorders. For example, the compounds are useful for the prophylaxis and/or treatment, acute and/or chronic, of AD and other diseases or conditions involving the deposition or accumulation of A $\beta$  peptide, and formation of plaque, in the brain.

In a first aspect, the present invention provides a compound of Formula I



I



or a tautomer thereof, or a pharmaceutically acceptable salt of said compound or tautomer, wherein

W is N or CH;

X is O or C(R<sup>1</sup>R<sup>1'</sup>);

5 Y is O or C(R<sup>1</sup>R<sup>1'</sup>); wherein

(1) X is O and Y is C(R<sup>1</sup>R<sup>1'</sup>) or

(2) X is C(R<sup>1</sup>R<sup>1'</sup>) and Y is O;

R<sup>1</sup> and R<sup>1'</sup>, independently, are H or C<sub>1-6</sub>alkyl, wherein the C<sub>1-6</sub>alkyl is optionally substituted with one to three fluoro substituents;

10 R<sup>2</sup> and R<sup>2'</sup>, independently, are H, halogen, or C<sub>1-6</sub>alkoxy, wherein the C<sub>1-6</sub>alkoxy is optionally substituted with one to three fluoro substituents;

alternatively, if X is O and Y is C(R<sup>1</sup>R<sup>1'</sup>) and R<sup>1'</sup> and R<sup>2'</sup> are both H, then R<sup>1</sup> and R<sup>2</sup> together with the carbon atoms to which they are attached may form a C<sub>3-6</sub>cycloalkyl ring;

R<sup>3</sup> is C<sub>1-4</sub>alkyl optionally substituted with one to three fluoro substituents;

15 R<sup>4</sup> is halogen;

R<sup>5</sup> is H or F; and

one of R<sup>6</sup> and R<sup>7</sup> is F or H and the other of R<sup>6</sup> and R<sup>7</sup> is a 6-membered nitrogen-containing heteroaryl, which heteroaryl is optionally substituted with one or two substituents selected from halogen, -CN, C<sub>1-6</sub>alkyl, C<sub>1-6</sub>alkoxy, 2-propynyloxy, or 2-butynyloxy, wherein  
20 the C<sub>1-6</sub>alkyl or C<sub>1-6</sub>alkoxy are optionally substituted with one to five fluoro substituents.

In a second aspect, the present invention provides a pharmaceutical composition comprising a compound according to the first aspect, or a tautomer thereof, or a pharmaceutically acceptable salt of said compound or tautomer, and a pharmaceutically acceptable excipient.

25 In a third aspect, the present invention provides a compound according to the first aspect, or a tautomer thereof, or a pharmaceutically acceptable salt of said compound or tautomer, or the pharmaceutical composition according to the second aspect for use as a medicament.

30 In a fourth aspect, the present invention provides use of the compound according to the first aspect, or a tautomer thereof, or the pharmaceutically acceptable salt of said compound or tautomer, or the pharmaceutical composition according to the second aspect in

the preparation of a medicament for reducing beta amyloid peptide levels in the cerebral spinal fluid of a subject.

In a fifth aspect, the present invention provides use of the compound according to the first aspect, or a tautomer thereof, or a pharmaceutically acceptable salt of said compound or  
5 tautomer, or the pharmaceutical composition according to the second aspect in the preparation of a medicament for treating Alzheimer's disease, cognitive impairment, or a combination thereof in a subject.

In a sixth aspect, the present invention provides use of the compound according to the first aspect, or a tautomer thereof, or a pharmaceutically acceptable salt of said compound or  
10 tautomer, or the pharmaceutical composition according to the second aspect in the preparation of a medicament for the treatment of a neurological disorder selected from mild cognitive impairment, Down's syndrome, hereditary cerebral hemorrhage with Dutch-type amyloidosis, cerebral amyloid angiopathy, degenerative dementia, dementia associated with Parkinson's disease, dementia associated with supranuclear palsy, dementia associated with  
15 cortical basal degeneration, diffuse Lewy body type of Alzheimer's disease, or a combination thereof in a subject.

In a seventh aspect, the present invention provides use of the compound according to the first aspect, or a tautomer thereof, or a pharmaceutically acceptable salt of said compound or tautomer, or the pharmaceutical composition according to the second aspect in the  
20 preparation of a medicament for the reduction of formation of plaque in the brain of a subject.

In an eighth aspect, the present invention provides a method of reducing beta amyloid peptide levels in the cerebral spinal fluid of a subject in need thereof, the method comprising administering to the subject a therapeutically effective amount of the compound according to the first aspect, or a tautomer thereof, or a pharmaceutically acceptable salt of said compound  
5 or tautomer, or a therapeutically effective amount of the pharmaceutical composition according to the second aspect.

In a ninth aspect, the present invention provides a method of treating Alzheimer's disease, cognitive impairment or a combination thereof in a subject in need thereof, the method comprising administering to the subject a therapeutically effective amount of the  
10 compound according to the first aspect, or a tautomer thereof, or a pharmaceutically acceptable salt of said compound or tautomer, or a therapeutically effective amount of the pharmaceutical composition according to the second aspect.

In an eleventh aspect, the present invention provides a method of treating a neurological disorder selected from mild cognitive impairment, Down's syndrome, hereditary  
15 cerebral hemorrhage with Dutch-type amyloidosis, cerebral amyloid angiopathy, degenerative dementia, dementia associated with Parkinson's disease, dementia associated with supranuclear palsy, dementia associated with cortical basal degeneration, diffuse Lewy body type of Alzheimer's disease, or a combination thereof in a subject in need thereof, the method comprising administering to the subject a therapeutically effective amount of the  
20 compound according to the first aspect, or a tautomer thereof, or a pharmaceutically acceptable salt of said compound or tautomer, or a therapeutically effective amount of the pharmaceutical composition according to the second aspect.

In a twelfth aspect, the present invention provides a method of reducing the formation of plaque in the brain of a subject in need thereof, the method comprising administering to the  
25 subject a therapeutically effective amount of the compound according to the first aspect, or a tautomer thereof, or a pharmaceutically acceptable salt of said compound or tautomer, or a therapeutically effective amount of the pharmaceutical composition according to the second aspect.

Also described herein are compounds of Formula I or pharmaceutical compositions  
30 thereof for use in reducing beta amyloid peptide levels in the cerebral spinal fluid of a subject.

5

10

15

## DETAILED DESCRIPTION

20



wherein

25

- 8c -

X is O or  $C(R^1R^{1'})$ ;

Y is O or  $C(R^1R^{1'})$ ; wherein

(1) X is O and Y is  $C(R^1R^{1'})$  or

(2) X is  $C(R^1R^{1'})$  and Y is O;

- 9 -

$R^1$  and  $R^{1'}$ , independently, are H or  $C_{1-6}$ alkyl, wherein the  $C_{1-6}$ alkyl is optionally substituted with one to three fluoro substituents;

$R^2$  and  $R^{2'}$ , independently, are H, halogen, or  $C_{1-6}$ alkoxy, wherein the  $C_{1-6}$ alkoxy is optionally substituted with one to three fluoro substituents;

5 alternatively, if X is O and Y is  $C(R^1R^{1'})$  and  $R^{1'}$  and  $R^{2'}$  are both H, then  $R^1$  and  $R^2$  together with the carbon atoms to which they are attached may form a  $C_{3-6}$ cycloalkyl ring;

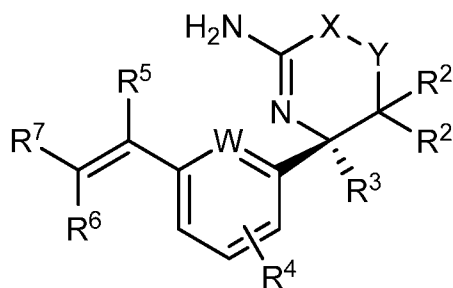
$R^3$  is  $C_{1-4}$ alkyl optionally substituted with one to three fluoro substituents;

$R^4$  is halogen;

$R^5$  is H or F; and

10 one of  $R^6$  and  $R^7$  is F or H and the other of  $R^6$  and  $R^7$  is a 6-membered nitrogen-containing heteroaryl, which heteroaryl is optionally substituted with one or two substituents selected from halogen, -CN,  $C_{1-6}$ alkyl,  $C_{1-6}$ alkoxy, 2-propynyloxy, or 2-butynyloxy, wherein the  $C_{1-6}$ alkyl or  $C_{1-6}$ alkoxy are optionally substituted with one to five fluoro substituents.

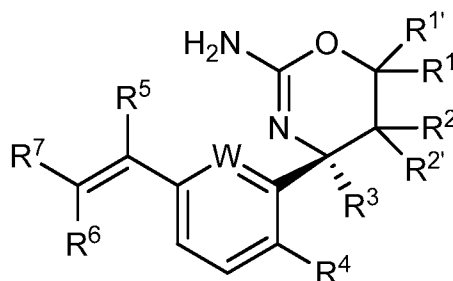
Provided herein as Embodiment 2 is the compound according to Embodiment 1, or a  
15 tautomer thereof, or a pharmaceutically acceptable salt of said compound or tautomer, wherein the compound of Formula I is a compound of Formula II



II.

Provided herein as Embodiment 3 is the compound according to Embodiment 1, or a  
20 tautomer thereof, or a pharmaceutically acceptable salt of said compound or tautomer, wherein the compound of Formula I is a compound of Formula IIIA

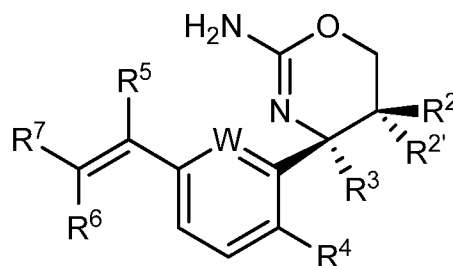
- 10 -



IIIA.

Provided herein as Embodiment 4 is the compound according to Embodiment 1, or a tautomer thereof, or a pharmaceutically acceptable salt of said compound or tautomer,

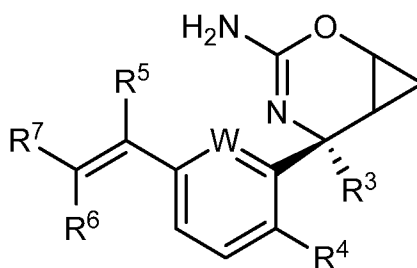
5 wherein the compound of Formula I is a compound of Formula IIIA'



IIIA'.

Provided herein as Embodiment 5 is the compound according to Embodiment 1, or a tautomer thereof, or a pharmaceutically acceptable salt of said compound or tautomer,

10 wherein the compound of Formula I is a compound of Formula IIIB

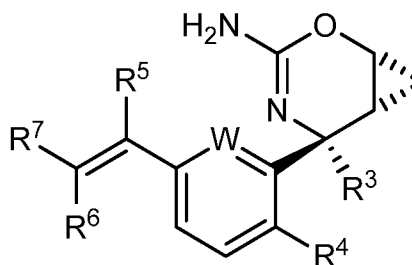


IIIB.

Provided herein as Embodiment 6 is the compound according to Embodiment 1, or a tautomer thereof, or a pharmaceutically acceptable salt of said compound or tautomer,

15 wherein the compound of Formula I is a compound of Formula IIIB'

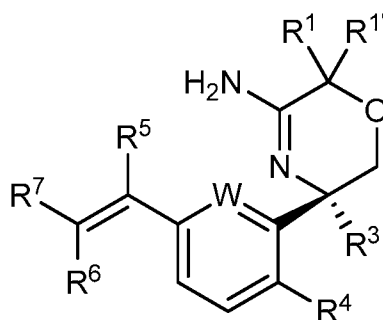
- 11 -



III B'.

Provided herein as Embodiment 7 is the compound according to Embodiment 1, or a tautomer thereof, or a pharmaceutically acceptable salt of said compound or tautomer,

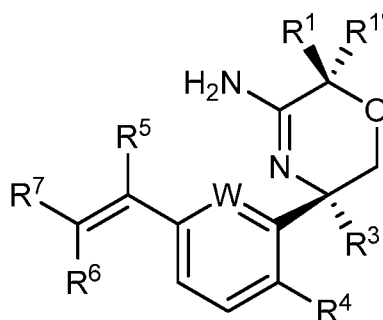
5 wherein the compound of Formula I is a compound of Formula IIIC



IIIC.

Provided herein as Embodiment 8 is the compound according to Embodiment 1, or a tautomer thereof, or a pharmaceutically acceptable salt of said compound or tautomer,

10 wherein the compound of Formula I is a compound of Formula IIIC'



IIIC'.



- 12 -

Provided herein as Embodiment 9 is the compound according to any one of Embodiments 1 and 2, or a tautomer thereof, or a pharmaceutically acceptable salt of said compound or tautomer, wherein X is O and Y is C(R<sup>1</sup>R<sup>1'</sup>).

5 Provided herein as Embodiment 10 is the compound according to any one of Embodiments 1 and 2, or a tautomer thereof, or a pharmaceutically acceptable salt of said compound or tautomer, wherein X is C(R<sup>1</sup>R<sup>1'</sup>) and Y is O.

Provided herein as Embodiment 11 is the compound according to any one of Embodiments 1 and 2, or a tautomer thereof, or a pharmaceutically acceptable salt of said compound or tautomer, wherein

10 X is O and Y is C(R<sup>1</sup>R<sup>1'</sup>);

R<sup>1'</sup> and R<sup>2'</sup> are both H; and

R<sup>1</sup> and R<sup>2</sup> together with the carbon atoms to which they are attached form a cyclopropyl ring.

15 Provided herein as Embodiment 12 is the compound according to any one of Embodiments 1-3 and 7-10, or a tautomer thereof, or a pharmaceutically acceptable salt of said compound or tautomer, wherein R<sup>1</sup> or R<sup>1'</sup>, independently, are H, methyl, or trifluoromethyl.

20 Provided herein as Embodiment 13 is the compound according to any one of Embodiments 1-3 and 7-10, or a tautomer thereof, or a pharmaceutically acceptable salt of said compound or tautomer, wherein R<sup>1</sup> and R<sup>1'</sup> are H.

Provided herein as Embodiment 14 is the compound according to any one of Embodiments 1-3 and 7-10, or a tautomer thereof, or a pharmaceutically acceptable salt of said compound or tautomer, wherein R<sup>1</sup> is methyl and R<sup>1'</sup> is trifluoromethyl.

25 Provided herein as Embodiment 15 is the compound according to any one of Embodiments 1-4, or a tautomer thereof, or a pharmaceutically acceptable salt of said compound or tautomer, wherein R<sup>2</sup> and R<sup>2'</sup>, independently, are H, F, or -OCH<sub>2</sub>CF<sub>3</sub>.

Provided herein as Embodiment 16 is the compound according to any one of Embodiments 1-4, or a tautomer thereof, or a pharmaceutically acceptable salt of said compound or tautomer, wherein R<sup>2</sup> and R<sup>2'</sup> are F.

- 13 -

Provided herein as Embodiment 17 is the compound according to any one of Embodiments 1-4, or a tautomer thereof, or a pharmaceutically acceptable salt of said compound or tautomer, wherein  $R^2$  is H and  $R^{2'}$  is  $-OCH_2CF_3$ .

5 Provided herein as Embodiment 18 is the compound according to any one of Embodiments 1-17, or a tautomer thereof, or a pharmaceutically acceptable salt of said compound or tautomer, wherein  $R^3$  is methyl, monofluoromethyl, difluoromethyl, or trifluoromethyl.

10 Provided herein as Embodiment 19 is the compound according to any one of Embodiments 1-17, or a tautomer thereof, or a pharmaceutically acceptable salt of said compound or tautomer, wherein  $R^3$  is methyl or difluoromethyl.

Provided herein as Embodiment 20 is the compound according to any one of Embodiments 1-19, or a tautomer thereof, or a pharmaceutically acceptable salt of said compound or tautomer, wherein  $R^4$  is F.

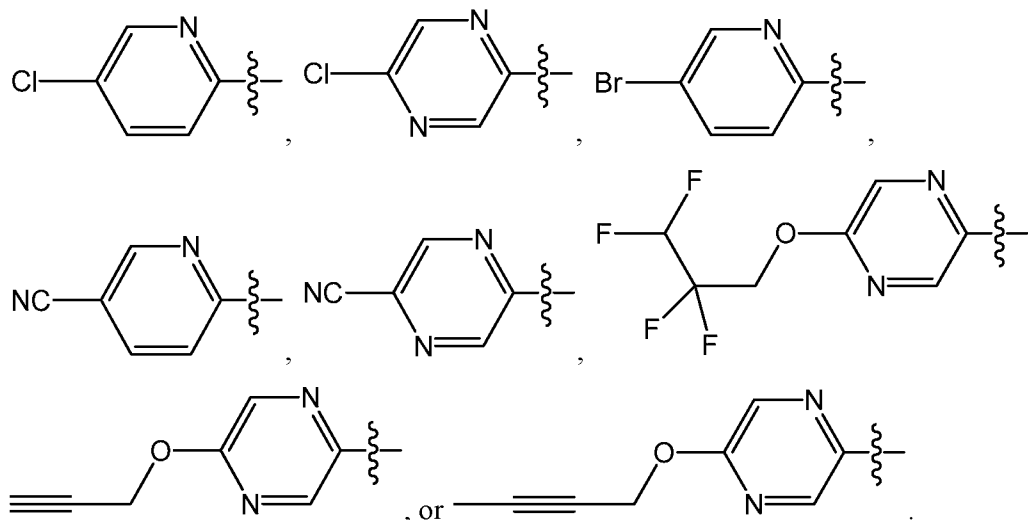
15 Provided herein as Embodiment 21 is the compound according to any one of Embodiments 1-20, or a tautomer thereof, or a pharmaceutically acceptable salt of said compound or tautomer, wherein  $R^6$  and  $R^7$  is F or H and the other of  $R^6$  and  $R^7$  is pyridyl or pyrazinyl, which pyridyl or pyrazinyl is optionally substituted with one or two substituents selected from Cl, Br, -CN, -CF<sub>3</sub>, -OCF<sub>2</sub>CHF<sub>2</sub>, 2-propynyloxy, or 2-butynyloxy.

20 Provided herein as Embodiment 22 is the compound according to any one of Embodiments 1-20, or a tautomer thereof, or a pharmaceutically acceptable salt of said compound or tautomer, wherein  $R^6$  and  $R^7$  is F or H and the other of  $R^6$  and  $R^7$  is pyridyl or pyrazinyl, which pyridyl or pyrazinyl is optionally substituted with Cl, Br, -CN, -OCF<sub>2</sub>CHF<sub>2</sub>, 2-propynyloxy, or 2-butynyloxy.

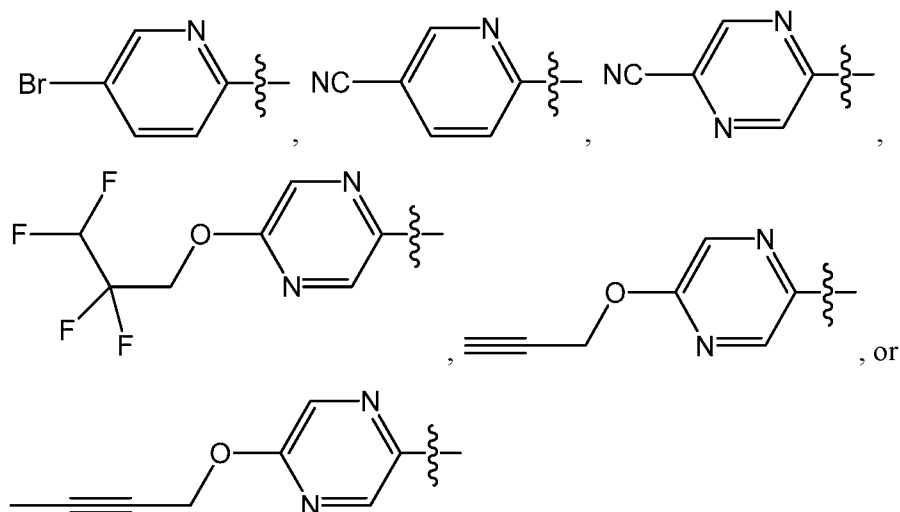
25 Provided herein as Embodiment 23 is the compound according to any one of Embodiments 1-20, or a tautomer thereof, or a pharmaceutically acceptable salt of said compound or tautomer, wherein  $R^6$  and  $R^7$  is F or H and the other of  $R^6$  and  $R^7$  is pyridyl or pyrazinyl, which pyridyl or pyrazinyl is optionally substituted with Br, -CN, -OCF<sub>2</sub>CHF<sub>2</sub>, 2-propynyloxy, or 2-butynyloxy.

30 Provided herein as Embodiment 24 is the compound according to any one of Embodiments 1-22, or a tautomer thereof, or a pharmaceutically acceptable salt of said compound or tautomer, wherein one of  $R^6$  and  $R^7$  is

- 14 -



Provided herein as Embodiment 25 is the compound according to any one of  
 5 Embodiments 1-25, or a tautomer thereof, or a pharmaceutically acceptable salt of said compound or tautomer, wherein one of  $R^6$  and  $R^7$  is



10 Provided herein as Embodiment 26 is the compound according to any one of Embodiments 1-25, or a tautomer thereof, or a pharmaceutically acceptable salt of said compound or tautomer, wherein

W is CH.

15 Provided herein as Embodiment 27 is the compound according to any one of Embodiments 1-25, or a tautomer thereof, or a pharmaceutically acceptable salt of said compound or tautomer, wherein

- 15 -

W is N.

Provided herein as Embodiment 28 is the compound according to any one of Embodiments 1-27, or a tautomer thereof, or a pharmaceutically acceptable salt of said compound or tautomer, wherein

5           R<sup>5</sup> is H; and  
            R<sup>6</sup> is H.

Provided herein as Embodiment 29 is the compound according to any one of Embodiments 1-27, or a tautomer thereof, or a pharmaceutically acceptable salt of said compound or tautomer, wherein

10          R<sup>5</sup> is H; and  
            R<sup>7</sup> is H.

Provided herein as Embodiment 30 is the compound according to any one of Embodiments 1-27, or a tautomer thereof, or a pharmaceutically acceptable salt of said compound or tautomer, wherein

15          R<sup>5</sup> is F; and  
            R<sup>6</sup> is H.

Provided herein as Embodiment 31 is the compound according to any one of Embodiments 1-27, or a tautomer thereof, or a pharmaceutically acceptable salt of said compound or tautomer, wherein

20          R<sup>5</sup> is F; and  
            R<sup>7</sup> is H.

Provided herein as Embodiment 32 is the compound according to any one of Embodiments 1-27, or a tautomer thereof, or a pharmaceutically acceptable salt of said compound or tautomer, wherein

25          R<sup>5</sup> is H; and  
            R<sup>6</sup> is F.

Provided herein as Embodiment 33 is the compound according to any one of Embodiments 1-27, or a tautomer thereof, or a pharmaceutically acceptable salt of said compound or tautomer, wherein

30          R<sup>5</sup> is H; and  
            R<sup>7</sup> is F.

Provided herein as Embodiment 34 is the compound of Embodiment 1, or a tautomer thereof, or a pharmaceutically acceptable salt of said compound or tautomer, selected from

(1R,5S,6R)-5-(5-((Z)-2-(5-bromopyridin-2-yl)-2-fluorovinyl)-2-fluorophenyl)-5-(difluoromethyl)-2-oxa-4-azabicyclo[4.1.0]hept-3-en-3-amine;

5 (1R,5S,6R)-5-(5-((Z)-2-(5-chloropyridin-2-yl)-2-fluorovinyl)-2-fluorophenyl)-5-(difluoromethyl)-2-oxa-4-azabicyclo[4.1.0]hept-3-en-3-amine;

6-((Z)-2-(3-((1R,5S,6R)-3-amino-5-(difluoromethyl)-2-oxa-4-azabicyclo[4.1.0]hept-3-en-5-yl)-4-fluorophenyl)-1-fluorovinyl)nicotinonitrile;

(2R,5R)-5-(5-((Z)-2-(5-chloropyridin-2-yl)-2-fluorovinyl)-2-fluorophenyl)-2,5-dimethyl-2-(trifluoromethyl)-5,6-dihydro-2H-1,4-oxazin-3-amine;

6-((Z)-2-(3-((3R,6R)-5-amino-3,6-dimethyl-6-(trifluoromethyl)-3,6-dihydro-2H-1,4-oxazin-3-yl)-4-fluorophenyl)-1-fluorovinyl)nicotinonitrile;

5-((Z)-2-(3-((3R,6R)-5-amino-3,6-dimethyl-6-(trifluoromethyl)-3,6-dihydro-2H-1,4-oxazin-3-yl)-4-fluorophenyl)-1-fluorovinyl)pyrazine-2-carbonitrile;

15 (2R,5R)-5-(2-fluoro-5-((Z)-2-fluoro-2-(5-(2,2,3,3-tetrafluoropropoxy)pyrazin-2-yl)vinyl)phenyl)-2,5-dimethyl-2-(trifluoromethyl)-5,6-dihydro-2H-1,4-oxazin-3-amine;

(2R,5R)-5-(2-fluoro-5-((Z)-2-fluoro-2-(5-(prop-2-yn-1-yloxy)pyrazin-2-yl)vinyl)phenyl)-2,5-dimethyl-2-(trifluoromethyl)-5,6-dihydro-2H-1,4-oxazin-3-amine;

(2R,5R)-5-(5-((Z)-2-(5-chloropyrazin-2-yl)-2-fluorovinyl)-2-fluorophenyl)-2,5-dimethyl-2-(trifluoromethyl)-5,6-dihydro-2H-1,4-oxazin-3-amine;

6-((Z)-2-(3-((4R,5R)-2-amino-4-methyl-5-(2,2,2-trifluoroethoxy)-5,6-dihydro-4H-1,3-oxazin-4-yl)-4-fluorophenyl)-1-fluorovinyl)nicotinonitrile;

(4R,5R)-4-(5-((Z)-2-(5-chloropyrazin-2-yl)-2-fluorovinyl)-2-fluorophenyl)-4-methyl-5-(2,2,2-trifluoroethoxy)-5,6-dihydro-4H-1,3-oxazin-2-amine;

25 (4R,5R)-4-(2-fluoro-5-((Z)-2-fluoro-2-(5-(prop-2-yn-1-yloxy)pyrazin-2-yl)vinyl)phenyl)-4-methyl-5-(2,2,2-trifluoroethoxy)-5,6-dihydro-4H-1,3-oxazin-2-amine;

5-((Z)-2-(3-((4R,5R)-2-amino-4-methyl-5-(2,2,2-trifluoroethoxy)-5,6-dihydro-4H-1,3-oxazin-4-yl)-4-fluorophenyl)-1-fluorovinyl)pyrazine-2-carbonitrile;

(4R,5R)-4-(5-((Z)-2-(5-(but-2-yn-1-yloxy)pyrazin-2-yl)-2-fluorovinyl)-2-fluorophenyl)-4-methyl-5-(2,2,2-trifluoroethoxy)-5,6-dihydro-4H-1,3-oxazin-2-amine;

30 fluorophenyl)-4-methyl-5-(2,2,2-trifluoroethoxy)-5,6-dihydro-4H-1,3-oxazin-2-amine;

- 17 -

(R,Z)-6-(2-(3-(2-amino-5,5-difluoro-4-methyl-5,6-dihydro-4H-1,3-oxazin-4-yl)-4-fluorophenyl)-1-fluorovinyl)nicotinonitrile;

(R,Z)-5,5-difluoro-4-(2-fluoro-5-(2-fluoro-2-(5-(prop-2-yn-1-yloxy)pyrazin-2-yl)vinyl)phenyl)-4-methyl-5,6-dihydro-4H-1,3-oxazin-2-amine; or

5 (R,Z)-6-(2-(6-(2-amino-5,5-difluoro-4-methyl-5,6-dihydro-4H-1,3-oxazin-4-yl)-5-fluoropyridin-2-yl)-1-fluorovinyl)nicotinonitrile.

Provided herein as a first alternative Embodiment 34 is an Embodiment, wherein the compound is (2R,5R)-5-(6-((Z)-2-(3-chloro-5-(trifluoromethyl)pyridin-2-yl)-2-fluorovinyl)-3-fluoropyridin-2-yl)-2,5-dimethyl-2-(trifluoromethyl)-5,6-dihydro-2H-1,4-oxazin-3-amine.

10 Provided herein as a second alternative Embodiment 34 is an Embodiment, wherein the compound is 6-((Z)-2-(6-((3R,6R)-5-amino-3,6-dimethyl-6-(trifluoromethyl)-3,6-dihydro-2H-1,4-oxazin-3-yl)-5-fluoropyridin-2-yl)-1-fluorovinyl)-5-chloronicotinonitrile.

Provided herein as a third alternative Embodiment 34 is an Embodiment, wherein the compound is (2R,5R)-5-(6-((Z)-2-(3-amino-5-(trifluoromethyl)pyrazin-2-yl)-2-fluorovinyl)-3-fluoropyridin-2-yl)-2,5-dimethyl-2-(trifluoromethyl)-5,6-dihydro-2H-1,4-oxazin-3-amine.

15 Provided herein as a fourth alternative Embodiment 34 is the compound of Embodiment 1, or a tautomer thereof, or a pharmaceutically acceptable salt of said compound or tautomer, selected from

(1R,5S,6R)-5-(5-((Z)-2-(5-bromopyridin-2-yl)-2-fluorovinyl)-2-fluorophenyl)-5-(difluoromethyl)-2-oxa-4-azabicyclo[4.1.0]hept-3-en-3-amine;

(1R,5S,6R)-5-(5-((Z)-2-(5-chloropyridin-2-yl)-2-fluorovinyl)-2-fluorophenyl)-5-(difluoromethyl)-2-oxa-4-azabicyclo[4.1.0]hept-3-en-3-amine;

6-((Z)-2-(3-((1R,5S,6R)-3-amino-5-(difluoromethyl)-2-oxa-4-azabicyclo[4.1.0]hept-3-en-5-yl)-4-fluorophenyl)-1-fluorovinyl)nicotinonitrile;

25 (2R,5R)-5-(5-((Z)-2-(5-chloropyridin-2-yl)-2-fluorovinyl)-2-fluorophenyl)-2,5-dimethyl-2-(trifluoromethyl)-5,6-dihydro-2H-1,4-oxazin-3-amine;

6-((Z)-2-(3-((3R,6R)-5-amino-3,6-dimethyl-6-(trifluoromethyl)-3,6-dihydro-2H-1,4-oxazin-3-yl)-4-fluorophenyl)-1-fluorovinyl)nicotinonitrile;

30 5-((Z)-2-(3-((3R,6R)-5-amino-3,6-dimethyl-6-(trifluoromethyl)-3,6-dihydro-2H-1,4-oxazin-3-yl)-4-fluorophenyl)-1-fluorovinyl)pyrazine-2-carbonitrile;

- (2R,5R)-5-(2-fluoro-5-((Z)-2-fluoro-2-(5-(2,2,3,3-tetrafluoropropoxy)pyrazin-2-yl)vinyl)phenyl)-2,5-dimethyl-2-(trifluoromethyl)-5,6-dihydro-2H-1,4-oxazin-3-amine;
- (2R,5R)-5-(2-fluoro-5-((Z)-2-fluoro-2-(5-(prop-2-yn-1-yloxy)pyrazin-2-yl)vinyl)phenyl)-2,5-dimethyl-2-(trifluoromethyl)-5,6-dihydro-2H-1,4-oxazin-3-amine;
- 5 (2R,5R)-5-(5-((Z)-2-(5-chloropyrazin-2-yl)-2-fluorovinyl)-2-fluorophenyl)-2,5-dimethyl-2-(trifluoromethyl)-5,6-dihydro-2H-1,4-oxazin-3-amine;
- 6-((Z)-2-(3-((4R,5R)-2-amino-4-methyl-5-(2,2,2-trifluoroethoxy)-5,6-dihydro-4H-1,3-oxazin-4-yl)-4-fluorophenyl)-1-fluorovinyl)nicotinonitrile;
- (4R,5R)-4-(5-((Z)-2-(5-chloropyrazin-2-yl)-2-fluorovinyl)-2-fluorophenyl)-4-methyl-
- 10 5-(2,2,2-trifluoroethoxy)-5,6-dihydro-4H-1,3-oxazin-2-amine;
- (4R,5R)-4-(2-fluoro-5-((Z)-2-fluoro-2-(5-(prop-2-yn-1-yloxy)pyrazin-2-yl)vinyl)phenyl)-4-methyl-5-(2,2,2-trifluoroethoxy)-5,6-dihydro-4H-1,3-oxazin-2-amine;
- 5-((Z)-2-(3-((4R,5R)-2-amino-4-methyl-5-(2,2,2-trifluoroethoxy)-5,6-dihydro-4H-1,3-oxazin-4-yl)-4-fluorophenyl)-1-fluorovinyl)pyrazine-2-carbonitrile;
- 15 (4R,5R)-4-(5-((Z)-2-(5-(but-2-yn-1-yloxy)pyrazin-2-yl)-2-fluorovinyl)-2-fluorophenyl)-4-methyl-5-(2,2,2-trifluoroethoxy)-5,6-dihydro-4H-1,3-oxazin-2-amine;
- (R,Z)-6-(2-(3-(2-amino-5,5-difluoro-4-methyl-5,6-dihydro-4H-1,3-oxazin-4-yl)-4-fluorophenyl)-1-fluorovinyl)nicotinonitrile;
- (R,Z)-5,5-difluoro-4-(2-fluoro-5-(2-fluoro-2-(5-(prop-2-yn-1-yloxy)pyrazin-2-
- 20 yl)vinyl)phenyl)-4-methyl-5,6-dihydro-4H-1,3-oxazin-2-amine;
- (R,Z)-6-(2-(6-(2-amino-5,5-difluoro-4-methyl-5,6-dihydro-4H-1,3-oxazin-4-yl)-5-fluoropyridin-2-yl)-1-fluorovinyl)nicotinonitrile; or
- 6-((Z)-2-(6-((3R,6R)-5-amino-3,6-dimethyl-6-(trifluoromethyl)-3,6-dihydro-2H-1,4-oxazin-3-yl)-5-fluoropyridin-2-yl)-1-fluorovinyl)nicotinonitrile.
- 25 Provided herein as Embodiment 35 is the compound of Embodiment 1, or a tautomer thereof, or a pharmaceutically acceptable salt of said compound or tautomer, selected from
- (1R,5S,6R)-5-(5-((Z)-2-(5-bromopyridin-2-yl)-2-fluorovinyl)-2-fluorophenyl)-5-(difluoromethyl)-2-oxa-4-azabicyclo[4.1.0]hept-3-en-3-amine;
- 6-((Z)-2-(3-((1R,5S,6R)-3-amino-5-(difluoromethyl)-2-oxa-4-azabicyclo[4.1.0]hept-
- 30 3-en-5-yl)-4-fluorophenyl)-1-fluorovinyl)nicotinonitrile;

6-((Z)-2-(3-((3R,6R)-5-amino-3,6-dimethyl-6-(trifluoromethyl)-3,6-dihydro-2H-1,4-oxazin-3-yl)-4-fluorophenyl)-1-fluorovinyl)nicotinonitrile;

5-((Z)-2-(3-((3R,6R)-5-amino-3,6-dimethyl-6-(trifluoromethyl)-3,6-dihydro-2H-1,4-oxazin-3-yl)-4-fluorophenyl)-1-fluorovinyl)pyrazine-2-carbonitrile;

5 (2R,5R)-5-(2-fluoro-5-((Z)-2-fluoro-2-(5-(2,2,3,3-tetrafluoropropoxy)pyrazin-2-yl)vinyl)phenyl)-2,5-dimethyl-2-(trifluoromethyl)-5,6-dihydro-2H-1,4-oxazin-3-amine;

(2R,5R)-5-(2-fluoro-5-((Z)-2-fluoro-2-(5-(prop-2-yn-1-yloxy)pyrazin-2-yl)vinyl)phenyl)-2,5-dimethyl-2-(trifluoromethyl)-5,6-dihydro-2H-1,4-oxazin-3-amine;

10 6-((Z)-2-(3-((4R,5R)-2-amino-4-methyl-5-(2,2,2-trifluoroethoxy)-5,6-dihydro-4H-1,3-oxazin-4-yl)-4-fluorophenyl)-1-fluorovinyl)nicotinonitrile;

(4R,5R)-4-(5-((Z)-2-(5-chloropyrazin-2-yl)-2-fluorovinyl)-2-fluorophenyl)-4-methyl-5-(2,2,2-trifluoroethoxy)-5,6-dihydro-4H-1,3-oxazin-2-amine;

(4R,5R)-4-(2-fluoro-5-((Z)-2-fluoro-2-(5-(prop-2-yn-1-yloxy)pyrazin-2-yl)vinyl)phenyl)-4-methyl-5-(2,2,2-trifluoroethoxy)-5,6-dihydro-4H-1,3-oxazin-2-amine;

15 5-((Z)-2-(3-((4R,5R)-2-amino-4-methyl-5-(2,2,2-trifluoroethoxy)-5,6-dihydro-4H-1,3-oxazin-4-yl)-4-fluorophenyl)-1-fluorovinyl)pyrazine-2-carbonitrile;

(4R,5R)-4-(5-((Z)-2-(5-(but-2-yn-1-yloxy)pyrazin-2-yl)-2-fluorovinyl)-2-fluorophenyl)-4-methyl-5-(2,2,2-trifluoroethoxy)-5,6-dihydro-4H-1,3-oxazin-2-amine;

20 (R,Z)-6-(2-(3-(2-amino-5,5-difluoro-4-methyl-5,6-dihydro-4H-1,3-oxazin-4-yl)-4-fluorophenyl)-1-fluorovinyl)nicotinonitrile;

(R,Z)-5,5-difluoro-4-(2-fluoro-5-(2-fluoro-2-(5-(prop-2-yn-1-yloxy)pyrazin-2-yl)vinyl)phenyl)-4-methyl-5,6-dihydro-4H-1,3-oxazin-2-amine; or

(R,Z)-6-(2-(6-(2-amino-5,5-difluoro-4-methyl-5,6-dihydro-4H-1,3-oxazin-4-yl)-5-fluoropyridin-2-yl)-1-fluorovinyl)nicotinonitrile.

25 Provided herein as an alternative Embodiment 35 is the compound of Embodiment 1, or a tautomer thereof, or a pharmaceutically acceptable salt of said compound or tautomer, selected from

(1R,5S,6R)-5-(5-((Z)-2-(5-bromopyridin-2-yl)-2-fluorovinyl)-2-fluorophenyl)-5-(difluoromethyl)-2-oxa-4-azabicyclo[4.1.0]hept-3-en-3-amine;

30 6-((Z)-2-(3-((1R,5S,6R)-3-amino-5-(difluoromethyl)-2-oxa-4-azabicyclo[4.1.0]hept-3-en-5-yl)-4-fluorophenyl)-1-fluorovinyl)nicotinonitrile;



- 20 -

6-((Z)-2-(3-((3R,6R)-5-amino-3,6-dimethyl-6-(trifluoromethyl)-3,6-dihydro-2H-1,4-oxazin-3-yl)-4-fluorophenyl)-1-fluorovinyl)nicotinonitrile;

5-((Z)-2-(3-((3R,6R)-5-amino-3,6-dimethyl-6-(trifluoromethyl)-3,6-dihydro-2H-1,4-oxazin-3-yl)-4-fluorophenyl)-1-fluorovinyl)pyrazine-2-carbonitrile;

5 (2R,5R)-5-(2-fluoro-5-((Z)-2-fluoro-2-(5-(2,2,3,3-tetrafluoropropoxy)pyrazin-2-yl)vinyl)phenyl)-2,5-dimethyl-2-(trifluoromethyl)-5,6-dihydro-2H-1,4-oxazin-3-amine;

(2R,5R)-5-(2-fluoro-5-((Z)-2-fluoro-2-(5-(prop-2-yn-1-yloxy)pyrazin-2-yl)vinyl)phenyl)-2,5-dimethyl-2-(trifluoromethyl)-5,6-dihydro-2H-1,4-oxazin-3-amine;

10 6-((Z)-2-(3-((4R,5R)-2-amino-4-methyl-5-(2,2,2-trifluoroethoxy)-5,6-dihydro-4H-1,3-oxazin-4-yl)-4-fluorophenyl)-1-fluorovinyl)nicotinonitrile;

(4R,5R)-4-(5-((Z)-2-(5-chloropyrazin-2-yl)-2-fluorovinyl)-2-fluorophenyl)-4-methyl-5-(2,2,2-trifluoroethoxy)-5,6-dihydro-4H-1,3-oxazin-2-amine;

(4R,5R)-4-(2-fluoro-5-((Z)-2-fluoro-2-(5-(prop-2-yn-1-yloxy)pyrazin-2-yl)vinyl)phenyl)-4-methyl-5-(2,2,2-trifluoroethoxy)-5,6-dihydro-4H-1,3-oxazin-2-amine;

15 5-((Z)-2-(3-((4R,5R)-2-amino-4-methyl-5-(2,2,2-trifluoroethoxy)-5,6-dihydro-4H-1,3-oxazin-4-yl)-4-fluorophenyl)-1-fluorovinyl)pyrazine-2-carbonitrile;

(4R,5R)-4-(5-((Z)-2-(5-(but-2-yn-1-yloxy)pyrazin-2-yl)-2-fluorovinyl)-2-fluorophenyl)-4-methyl-5-(2,2,2-trifluoroethoxy)-5,6-dihydro-4H-1,3-oxazin-2-amine;

20 (R,Z)-6-(2-(3-(2-amino-5,5-difluoro-4-methyl-5,6-dihydro-4H-1,3-oxazin-4-yl)-4-fluorophenyl)-1-fluorovinyl)nicotinonitrile;

(R,Z)-5,5-difluoro-4-(2-fluoro-5-(2-fluoro-2-(5-(prop-2-yn-1-yloxy)pyrazin-2-yl)vinyl)phenyl)-4-methyl-5,6-dihydro-4H-1,3-oxazin-2-amine;

(R,Z)-6-(2-(6-(2-amino-5,5-difluoro-4-methyl-5,6-dihydro-4H-1,3-oxazin-4-yl)-5-fluoropyridin-2-yl)-1-fluorovinyl)nicotinonitrile; or

25 6-((Z)-2-(6-((3R,6R)-5-amino-3,6-dimethyl-6-(trifluoromethyl)-3,6-dihydro-2H-1,4-oxazin-3-yl)-5-fluoropyridin-2-yl)-1-fluorovinyl)nicotinonitrile.

30 Provided herein as Embodiment 36 is a pharmaceutical composition comprising the compound according to any of Embodiments 1-35, or a tautomer thereof, or a pharmaceutically acceptable salt of said compound or tautomer, and a pharmaceutically acceptable excipient.

Provided herein as Embodiment 37 is a compound according to any one of Embodiments 1-35, or a tautomer thereof, or a pharmaceutically acceptable salt of said compound or tautomer, or the pharmaceutical composition according to Embodiment 36 for use as a medicament.

5            Provided herein as Embodiment 38 is a compound according to any one of Embodiments 1-35, or a tautomer thereof, or a pharmaceutically acceptable salt of said compound or tautomer, or the pharmaceutical composition according to Embodiment 36 for use in reducing beta amyloid peptide levels in the cerebral spinal fluid of a subject.

10           Provided herein as Embodiment 39 is a compound according to any one of Embodiments 1-35, or a tautomer thereof, or a pharmaceutically acceptable salt of said compound or tautomer, or the pharmaceutical composition according to Embodiment 36 for use in treating Alzheimer's disease, cognitive impairment, or a combination thereof in a subject.

15           Provided herein as Embodiment 40 is a compound according to any one of Embodiments 1-35, or a tautomer thereof, or a pharmaceutically acceptable salt of said compound or tautomer, or the pharmaceutical composition according to Embodiment 36 for use in treating a neurological disorder selected from mild cognitive impairment, Down's syndrome, hereditary cerebral hemorrhage with Dutch-type amyloidosis, cerebral amyloid angiopathy, degenerative dementia, dementia associated with Parkinson's disease, dementia associated with supranuclear palsy, dementia associated with cortical basal degeneration, 20 diffuse Lewy body type of Alzheimer's disease, or a combination thereof in a subject.

25           Provided herein as Embodiment 41 is a compound according to any one of Embodiments 1-35, or a tautomer thereof, or a pharmaceutically acceptable salt of said compound or tautomer, or the pharmaceutical composition according to Embodiment 36 for use in reducing formation of plaque in the brain of a subject.

30           Provided herein as Embodiment 42 is a use of the compound according to any one of Embodiments 1-35, or a tautomer thereof, or a pharmaceutically acceptable salt of said compound or tautomer, or the pharmaceutical composition according to Embodiment 36 in the preparation of a medicament for reducing beta amyloid peptide levels in the cerebral spinal fluid of a subject.

- 22 -

5        Provided herein as Embodiment 43 is a use of the compound according to any one of Embodiments 1-35, or a tautomer thereof, or a pharmaceutically acceptable salt of said compound or tautomer, or the pharmaceutical composition according to Embodiment 36 in the preparation of a medicament for treating Alzheimer's disease, cognitive impairment, or a combination thereof in a subject.

10        Provided herein as Embodiment 44 is a use of the compound according to any one of Embodiments 1-35, or a tautomer thereof, or a pharmaceutically acceptable salt of said compound or tautomer, or the pharmaceutical composition according to Embodiment 36 in the preparation of a medicament for the treatment of a neurological disorder selected from  
10 mild cognitive impairment, Down's syndrome, hereditary cerebral hemorrhage with Dutch-type amyloidosis, cerebral amyloid angiopathy, degenerative dementia, dementia associated with Parkinson's disease, dementia associated with supranuclear palsy, dementia associated with cortical basal degeneration, diffuse Lewy body type of Alzheimer's disease, or a combination thereof in a subject.

15        Provided herein as Embodiment 45 is a use of the compound according to any one of Embodiments 1-35, or a tautomer thereof, or a pharmaceutically acceptable salt of said compound or tautomer, or the pharmaceutical composition according to Embodiment 36 in the preparation of a medicament for the reduction of formation of plaque in the brain of a subject.

20        Provided herein as Embodiment 46 is a method of reducing beta amyloid peptide levels in the cerebral spinal fluid of a subject in need thereof, the method comprising administering to the subject a therapeutically effective amount of the compound according to any one of Embodiments 1-35, or a tautomer thereof, or a pharmaceutically acceptable salt of said compound or tautomer.

25        Provided herein as Embodiment 47 is a method of treating Alzheimer's disease, cognitive impairment or a combination thereof in a subject in need thereof, the method comprising administering to the subject a therapeutically effective amount of the compound according to any one of Embodiments 1-35, or a tautomer thereof, or a pharmaceutically acceptable salt of said compound or tautomer.

30        Provided herein as Embodiment 48 is a method of treating a neurological disorder selected from mild cognitive impairment, Down's syndrome, hereditary cerebral hemorrhage

with Dutch-type amyloidosis, cerebral amyloid angiopathy, degenerative dementia, dementia associated with Parkinson's disease, dementia associated with supranuclear palsy, dementia associated with cortical basal degeneration, diffuse Lewy body type of Alzheimer's disease, or a combination thereof in a subject in need thereof, the method comprising administering to  
5 the subject a therapeutically effective amount of the compound according to any one of Embodiments 1-35, or a tautomer thereof, or a pharmaceutically acceptable salt of said compound or tautomer.

Provided herein as Embodiment 49 is a method of reducing the formation of plaque in the brain of a subject in need thereof, the method comprising administering to the subject a  
10 therapeutically effective amount of a compound according to any one of Embodiments 1-35, or a tautomer thereof, or a pharmaceutically acceptable salt of said compound or tautomer.

If one or more alternative embodiments to a certain embodiment are provided, a reference to the certain embodiment is also considered to be a reference to any alternative of said certain embodiment provided. For example, the reference in Embodiment 36 to, *inter*  
15 *alia*, Embodiment 35 is meant to also include a reference to the alternative Embodiment 35 provided hereinabove.

The foregoing merely summarizes certain aspects of this disclosure and is not intended, nor should it be construed, as limiting the disclosure in any way.

## DEFINITIONS

20 The following definitions are provided to assist in understanding the scope of this disclosure.

Unless the context clearly requires otherwise, throughout the description and the claims, the words "comprise", "comprising", and the like are to be construed in an inclusive sense as opposed to an exclusive or exhaustive sense; that is to say, in the sense of "including,  
25 but not limited to".

Unless otherwise indicated, all numbers expressing quantities of ingredients, reaction conditions, and so forth used in the specification and claims are to be understood as being modified in all instances by the term "about." Accordingly, unless indicated to the contrary, the numerical parameters set forth in the following specification and attached claims are  
30 approximations that may vary depending upon the standard deviation found in their respective testing measurements.

As used herein, if any variable occurs more than one time in a chemical formula, its definition on each occurrence is independent of its definition at every other occurrence. If the chemical structure and chemical name conflict, the chemical structure is determinative of  
35 the identity of the compound.

### Stereoisomers

The compounds of the present disclosure may contain, for example, double bonds, one or more asymmetric carbon atoms, and bonds with a hindered rotation, and therefore, may exist as stereoisomers, such as double-bond isomers (*i.e.*, geometric isomers (E/Z)),  
5 enantiomers, diastereomers, or atropoisomers. Accordingly, the scope of the instant disclosure is to be understood to encompass all possible stereoisomers of the illustrated compounds including the stereoisomerically pure form (for example, geometrically pure, enantiomerically pure, diastereomerically pure, and atropoisomerically pure) and stereoisomeric mixtures (for example, mixtures of geometric isomers, enantiomers,  
10 diastereomers, and atropoisomers) of any chemical structures disclosed herein (in whole or in part). This disclosure also encompasses the pharmaceutical compositions comprising stereoisomerically pure forms and the use of stereoisomerically pure forms of any compounds disclosed herein. Further, this disclosure also encompasses pharmaceutical compositions comprising mixtures of stereoisomers of any compounds disclosed herein and  
15 the use of said pharmaceutical compositions or mixtures of stereoisomers. These stereoisomers or mixtures thereof may be synthesized in accordance with methods well known in the art and methods disclosed herein. Mixtures of stereoisomers may be resolved using standard techniques, such as chiral columns or chiral resolving agents. *See*, for example, Jacques *et al.*, *Enantiomers, Racemates and Resolutions* (Wiley-Interscience, New  
20 York, 1981); Wilen *et al.*, *Tetrahedron* 33:2725; Eliel, *Stereochemistry of Carbon Compounds* (McGraw-Hill, NY, 1962); and Wilen, *Tables of Resolving Agents and Optical Resolutions*, page 268 (Eliel, Ed., Univ. of Notre Dame Press, Notre Dame, IN, 1972).

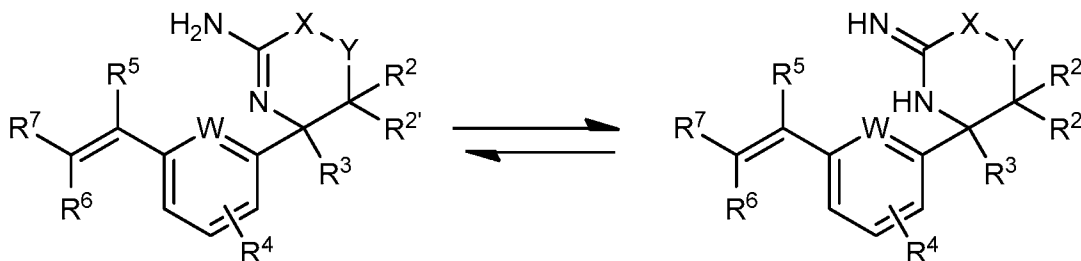
The term “stereoisomer” or “stereoisomerically pure” compound as used herein refers to one stereoisomer (for example, geometric isomer, enantiomer, diastereomer and  
25 atropoisomer) of a compound that is substantially free of other stereoisomers of that compound. For example, a stereoisomerically pure compound having one chiral center will be substantially free of the mirror image enantiomer of the compound and a stereoisomerically pure compound having two chiral centers will be substantially free of other enantiomers or diastereomers of the compound. A typical stereoisomerically pure  
30 compound comprises greater than about 80% by weight of one stereoisomer of the compound and less than about 20% by weight of other stereoisomers of the compound, greater than

- 25 -

about 90% by weight of one stereoisomer of the compound and less than about 10% by weight of the other stereoisomers of the compound, greater than about 95% by weight of one stereoisomer of the compound and less than about 5% by weight of the other stereoisomers of the compound, or greater than about 97% by weight of one stereoisomer of the compound and less than about 3% by weight of the other stereoisomers of the compound. If the stereochemistry of a structure or a portion of a structure is not indicated with, for example, bold or dashed lines, the structure or portion of the structure is to be interpreted as encompassing all stereoisomers of it. A bond drawn with a wavy line indicates that both stereoisomers are encompassed. This is not to be confused with a wavy line drawn perpendicular to a bond which indicates the point of attachment of a group to the rest of the molecule.

### Tautomers

As known by those skilled in the art, certain compounds disclosed herein may exist in one or more tautomeric forms. Because one chemical structure may only be used to represent one tautomeric form, it will be understood that for convenience, referral to a compound of a given structural formula includes other tautomers of said structural formula. For example, the following is illustrative of tautomers of the compounds of Formula I:



Accordingly, the scope of the instant disclosure is to be understood to encompass all tautomeric forms of the compounds disclosed herein.

### Isotopically-Labelled Compounds

Further, the scope of present disclosure includes all pharmaceutically acceptable isotopically-labelled compounds of the compounds disclosed herein, such as the compounds of Formula I, wherein one or more atoms are replaced by atoms having the same atomic number, but an atomic mass or mass number different from the atomic mass or mass number

- 26 -

usually found in nature. Examples of isotopes suitable for inclusion in the compounds disclosed herein include isotopes of hydrogen, such as  $^2\text{H}$  and  $^3\text{H}$ , carbon, such as  $^{11}\text{C}$ ,  $^{13}\text{C}$  and  $^{14}\text{C}$ , chlorine, such as  $^{36}\text{Cl}$ , fluorine, such as  $^{18}\text{F}$ , iodine, such as  $^{123}\text{I}$  and  $^{125}\text{I}$ , nitrogen, such as  $^{13}\text{N}$  and  $^{15}\text{N}$ , oxygen, such as  $^{15}\text{O}$ ,  $^{17}\text{O}$  and  $^{18}\text{O}$ , phosphorus, such as  $^{32}\text{P}$ , and sulphur, such as  $^{35}\text{S}$ . Certain isotopically-labelled compounds of Formula I, for example, those incorporating a radioactive isotope, are useful in drug and/or substrate tissue distribution studies. The radioactive isotopes tritium ( $^3\text{H}$ ) and carbon-14 ( $^{14}\text{C}$ ) are particularly useful for this purpose in view of their ease of incorporation and ready means of detection. Substitution with isotopes such as deuterium ( $^2\text{H}$ ) may afford certain therapeutic advantages resulting from greater metabolic stability, for example, increased *in vivo* half-life or reduced dosage requirements, and hence may be advantageous in some circumstances. Substitution with positron emitting isotopes, such as  $^{11}\text{C}$ ,  $^{18}\text{F}$ ,  $^{15}\text{O}$  and  $^{13}\text{N}$ , can be useful in Positron Emission Topography (PET) studies, for example, for examining target occupancy. Isotopically-labelled compounds of the compounds disclosed herein can generally be prepared by conventional techniques known to those skilled in the art or by processes analogous to those described in the accompanying General Synthetic Schemes and Examples using an appropriate isotopically-labelled reagents in place of the non-labelled reagent previously employed.

### Solvates

As discussed above, the compounds disclosed herein and the stereoisomers, tautomers and isotopically-labelled forms thereof or a pharmaceutically acceptable salt of any of the foregoing may exist in solvated or unsolvated forms.

The term “solvate” as used herein refers to a molecular complex comprising a compound or a pharmaceutically acceptable salt thereof as described herein and a stoichiometric or non-stoichiometric amount of one or more pharmaceutically acceptable solvent molecules. If the solvent is water, the solvate is referred to as a “hydrate.”

Accordingly, the scope of the instant disclosure is to be understood to encompass all solvents of the compounds disclosed herein and the stereoisomers, tautomers and isotopically-labelled forms thereof or a pharmaceutically acceptable salt of any of the foregoing.

### **Amorphous and Crystalline Forms**

In certain embodiments, the compounds described herein and the stereoisomers, tautomers, isotopically-labelled forms thereof or pharmaceutically acceptable salts of any of the foregoing or solvates of any of the foregoing may exist in different forms, such as  
5 amorphous forms and crystalline forms (polymorphs). Accordingly, the scope of the instant disclosure is to be understood to encompass all such forms.

### **Miscellaneous Definitions**

This section will define additional terms used to describe the scope of the compounds, compositions and uses disclosed herein.

10 The term “C<sub>x-y</sub>alkoxy” as used herein refers to a radical –OR where R represents a C<sub>x-y</sub>alkyl group as defined herein. The C<sub>x-y</sub>alkyl group contains, for example, 1 to 6 carbon atoms (C<sub>1-6</sub>alkyl). Accordingly, a C<sub>1-6</sub>alkoxy group refers to a –OC<sub>1-6</sub>alkyl group. Representative examples of C<sub>1-6</sub>alkoxy include, but are not limited to, methoxy, ethoxy, propoxy, and butoxy.

15 The term “C<sub>x-y</sub>alkyl” as used herein refers to a straight or branched chain hydrocarbon containing from x to y carbon atoms, for example, 1 to 4 (C<sub>1-4</sub>alkyl) and 1 to 6 (C<sub>1-6</sub>alkyl) carbon atoms. Representative examples of C<sub>1-4</sub>alkyl include, but are not limited to, methyl, ethyl, n-propyl, iso-propyl, n-butyl, sec-butyl, iso-butyl, and tert-butyl. Representative examples of C<sub>1-6</sub>alkyl include, but are not limited to, methyl, ethyl, n-propyl,  
20 iso-propyl, n-butyl, sec-butyl, iso-butyl, tert-butyl, n-pentyl, isopentyl, neopentyl, and n-hexyl.

The term “C<sub>3-6</sub>cycloalkyl” as used herein refers to a saturated carbocyclic molecule wherein the cyclic framework has 3 to 6 carbons. Representative examples of C<sub>3-6</sub>cycloalkyl include, but are not limited to, cyclopropyl, cyclobutyl, cyclopentyl, and cyclohexyl. The C<sub>3-6</sub>cycloalkyl may be fused to another ring, such as a 5,6-dihydro-4H-1,3-oxazin-2-amine, to  
25 form a bicyclic ring system, for example, a 2-oxa-4-azabicyclo[4.1.0]hept-3-en-3-amine, 2-oxa-4-azabicyclo[4.2.0]oct-3-en-3-amine, 4,4a,5,6,7,7a-hexahydrocyclopenta[e][1,3]oxazin-2-amine, and 4a,5,6,7,8,8a-hexahydro-4H-benzo[e][1,3]oxazin-2-amine.

The term “halogen” as used herein refers to –F, –Cl, –Br, or –I.

30 The term “6-membered nitrogen-containing heteroaryl” as used herein refers to a heteroaryl ring having 6 ring atoms selected from carbon or nitrogen, wherein one to four of



- 28 -

the ring atoms are nitrogen. Examples of 6-membered nitrogen-containing heteroaryls include, but are not limited to, pyridyl, pyrazinyl, pyrimidinyl, and pyridazinyl.

The term “pharmaceutically acceptable” as used herein refers to generally recognized for use in subjects, particularly in humans.

5           The term “pharmaceutically acceptable salt” as used herein refers to a salt of a compound that is pharmaceutically acceptable and that possesses the desired pharmacological activity of the parent compound. Such salts include: (1) acid addition salts, formed with inorganic acids such as hydrochloric acid, hydrobromic acid, sulfuric acid, nitric acid, phosphoric acid, and the like; or formed with organic acids such as acetic acid, propionic  
10   acid, hexanoic acid, cyclopentanepropionic acid, glycolic acid, pyruvic acid, lactic acid, malonic acid, succinic acid, malic acid, maleic acid, fumaric acid, tartaric acid, citric acid, benzoic acid, 3-(4-hydroxybenzoyl) benzoic acid, cinnamic acid, mandelic acid, methanesulfonic acid, and the like; or (2) salts formed when an acidic proton present in the parent compound either is replaced by a metal ion, for example, an alkali metal ion, an  
15   alkaline earth ion, or an aluminum ion; or coordinates with an organic base such as ethanolamine, diethanolamine, triethanolamine, N-methylglucamine, dicyclohexylamine, and the like. Additional examples of such salts can be found in Berge *et al.*, *J. Pharm. Sci.* 66(1):1-19 (1977). *See also* Stahl *et al.*, *Pharmaceutical Salts: Properties, Selection, and Use*, 2<sup>nd</sup> Revised Edition (2011).

20           The term “pharmaceutically acceptable excipient” as used herein refers to a broad range of ingredients that may be combined with a compound or salt disclosed herein to prepare a pharmaceutical composition or formulation. Typically, excipients include, but are not limited to, diluents, colorants, vehicles, anti-adherants, glidants, disintegrants, flavoring agents, coatings, binders, sweeteners, lubricants, sorbents, preservatives, and the like.

25           The term “subject” as used herein refers to humans and mammals, including, but not limited to, primates, cows, sheep, goats, horses, dogs, cats, rabbits, rats, and mice. In one embodiment the subject is a human.

          The term “treating” as used herein refers not only to treating a subject to relieve the subject of one or more signs and symptoms of a disease or condition or to eliminate one or  
30   more such signs and symptoms, but also to prophylactically treating an asymptomatic subject

- 29 -

to prevent the onset of the disease or condition or preventing, slowing or reversing the progression of the disease or condition.

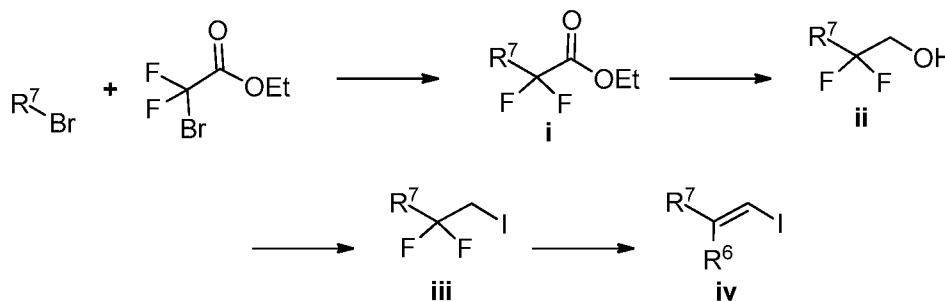
The term “therapeutically effective amount” as used herein refers to that amount of a compound disclosed herein that will elicit the biological or medical response of a tissue, a system, or subject that is being sought by a researcher, veterinarian, medical doctor or other clinician. The term also encompasses the amount of compound disclosed herein that will prevent or reduce the risk of occurrence of the biological or medical event that is sought to be prevented in a tissue, a system, or subject by a researcher, veterinarian, medical doctor or other clinician.

## GENERAL SYNTHETIC PROCEDURES

The compounds provided herein can be synthesized according to the procedures described in this and the following sections. The synthetic methods described herein are merely exemplary, and the compounds disclosed herein may also be synthesized by alternate routes utilizing alternative synthetic strategies, as appreciated by persons of ordinary skill in the art. It should be appreciated that the general synthetic procedures and specific examples provided herein are illustrative only and should not be construed as limiting the scope of the present disclosure in any manner.

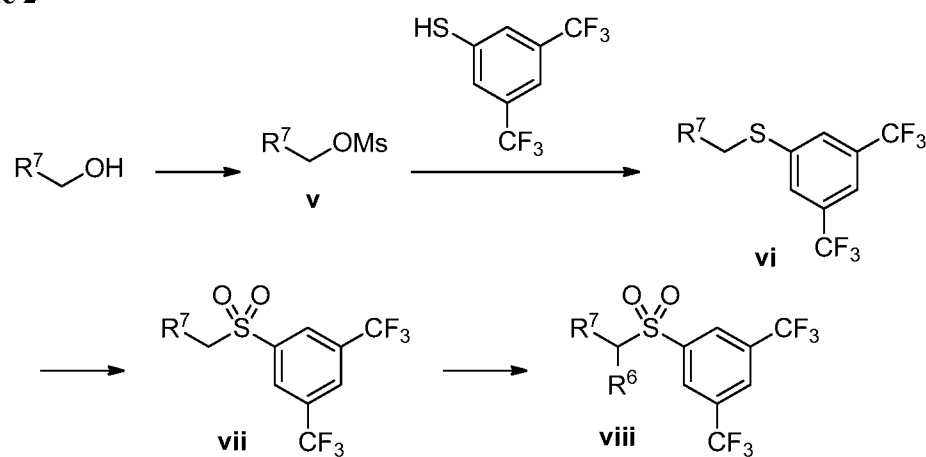
Generally, the compounds of Formula I can be synthesized according to the following schemes. Any variables used in the following schemes are the variables as defined for Formula I, unless otherwise noted. All starting materials are either commercially available, for example, from Sigma-Aldrich Chemical Company, Inc., St. Louis, MO, USA, or known in the art and may be synthesized by employing known procedures using ordinary skill. Starting material may also be synthesized via the procedures disclosed herein.

Scheme 1



- 30 -

The alkene **iv**, wherein  $R^6$  is F, may be synthesized as shown in Scheme 1. The starting material  $R^7$ -Br is reacted with ethyl 2-bromo-2,2-difluoroacetate to give ester **i**. Ester **i** is then reduced, for example, with sodium borohydride, to give alcohol **ii**. The OH group of alcohol **ii** is then transformed into an iodo group yielding compound **iii** by transforming the OH group in a leaving group followed by a nucleophilic substitution, for example, by reacting alcohol **ii** with triflic anhydride in presence of a base, such as pyridine, followed by reaction with  $I^-$ , sourced from, for example, sodium iodide. Alkene **iv** is then obtained by reacting compound **iii** with a base, such as potassium tert-butoxide.

**Scheme 2**

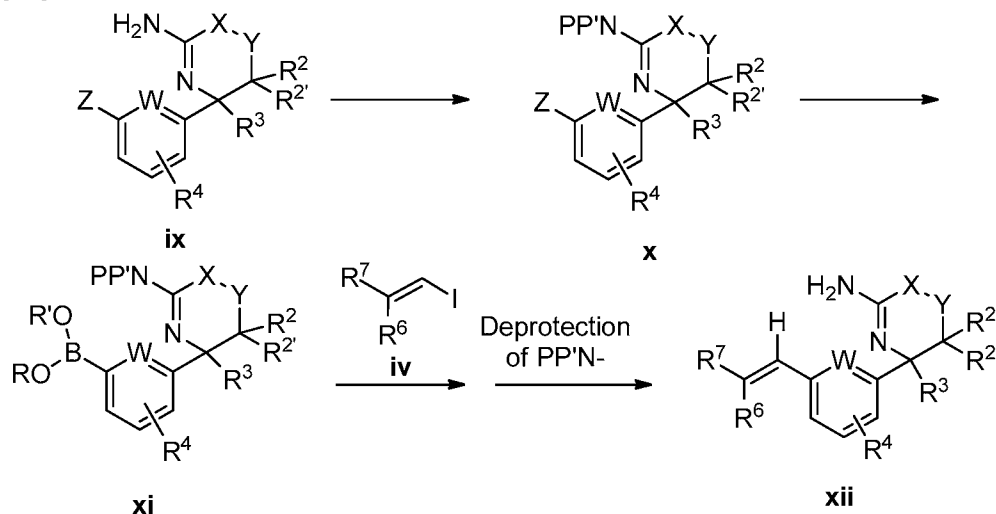
10

Sulfone **viii**, wherein  $R^6$  is F, may be synthesized as shown in Scheme 2. First, the OH group of  $R^7CH_2OH$  is transformed into a leaving group, for example by reacting  $R^7CH_2OH$  with methane sulfonyl chloride in presence of a base, such as trimethylamine, to give compound **v**. Then, compound **v** is reacted with 3,5-bis(trifluoromethyl)benzenethiol in presence of a base, such as sodium hydroxide, to give compound **vi**. Alternatively,  $R^7CH_2X$ , wherein X is Cl, Br, or I, may be directly reacted with 3,5-bis(trifluoromethyl)benzenethiol in presence of a base, such as potassium carbonate, to give compound **vi**. The sulfone **vii** is obtained by reacting compound **vi** under oxidizing conditions using, for example, hydrogen peroxide. Sulfone **viii**, wherein  $R^6$  is F, was obtained reacting sulfone **vii** with an electrophilic fluorination agent, such as N-fluorodibenzenesulfonimide, in presence of a base, such as lithium diisopropylamide.

20

- 31 -

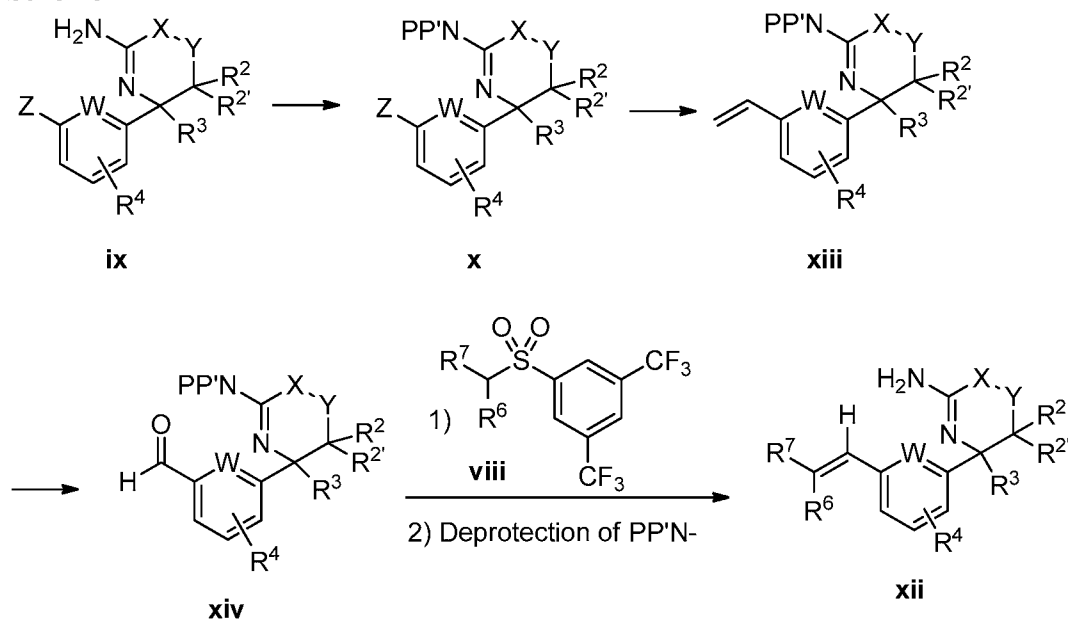
Scheme 3



The final compound **xii**, wherein  $R^6$  is  $\text{H}$  or  $\text{F}$ , may be synthesized as shown in Scheme 3. First, the free amino group of compound **ix**, wherein  $Z$  is  $\text{Cl}$ ,  $\text{Br}$  or  $\text{I}$ , is suitably protected, for example by reaction with di-tert-butyl dicarbonate in presence of a base, such as  $N,N$ -diisopropylethylamine (Hünig's base). The suitably protected compound **x** is then transformed into boronic acid **xi**, for example by reacting bis(pinacolato)diboron in presence of a base, such as potassium acetate, and a suitable palladium catalyst, such as [1,1'-bis(diphenylphosphino)ferrocene]-dichloropalladium(II). The final compound **xii** is obtained by reacting boronic acid **xi** with compound **iv**, wherein  $R^6$  is  $\text{H}$  or  $\text{F}$ , under Suzuki conditions, in presence of, for example, bis(di-tert-butyl(4-dimethylaminophenyl)phosphine)-dichloropalladium(II) and a base, such as potassium phosphate, followed by a deprotection of the amino group by reacting the Suzuki product with, for example, trifluoroacetic acid, if a di-BOC protecting strategy was employed.

- 32 -

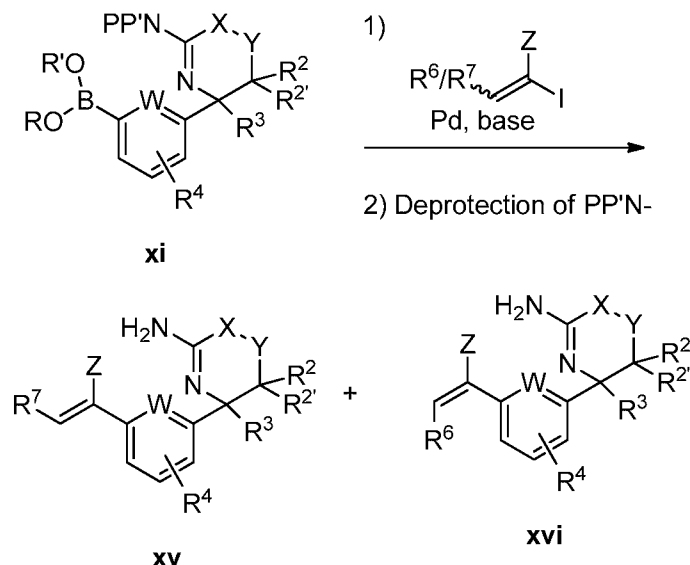
Scheme 4



- The final compound **xii**, wherein one of  $R^6$  and  $R^7$  is either H or F, may be synthesized as shown in Scheme 4. First, the free amino group of compound **ix**, wherein X is Cl, Br, or I, is suitably protected, for example by reaction with benzoic anhydride in presence of a base, such as trimethylamine. The suitably protected compound **x** is then transformed into alkene **xiii** by reacting compound **x** with, for example, potassium vinyltrifluoroborate in presence of a base, such as potassium acetate, and a suitable palladium catalyst, such as bis(di-tert-butyl(4-dimethylaminophenyl)phosphine)-dichloropalladium(II). Aldehyde **xiv** is obtained by subjecting alkene **xiii** to oxidizing conditions using, for example osmiumtetroxide, 4-methylmorpholine-N-oxide, and potassium periodate. Aldehyde **xiv** is then reacted with compound **viii** in presence of a base, such as lithium bis(trimethylsilyl)amide, followed by conditions removing the protecting group(s) from the amino group using, for example, 1,8-diazabicyclo[5.4.0]undec-7-ene (DBU), if a benzoyl protecting strategy was employed, giving final compound **xii**.

- 33 -

Scheme 5



The final compounds **xv** and **xvi**, wherein Z is H or F, may be synthesized as shown in Scheme 5. The suitably protected compound **xi** is coupled to a suitable vinyl iodide, wherein Z is F or H, for example, in presence of a base, such as potassium acetate, and a suitable palladium catalyst, such as bis(di-tert-butyl(4-dimethylaminophenyl)phosphine)-dichloropalladium(II). Following conditions removing the protecting group(s) from the amino group using, for example, 1,8-diazabicyclo[5.4.0]undec-7-ene (DBU), if a benzoyl protecting strategy was employed, final compound(s) **xv** and/or **xvi** may be obtained.

As can be appreciated by the skilled artisan, the above synthetic schemes and representative examples are not intended to comprise a comprehensive list of all means by which the compounds described and claimed in this application may be synthesized. Further methods will be evident to those of ordinary skill in the art. Additionally, the various synthetic steps described above may be performed in an alternate sequence or order to give the desired compounds.

For example, in these procedures, the steps may be preceded, or followed, by additional protection/deprotection steps as necessary. Particularly, if one or more functional groups, for example carboxy, hydroxy, amino, or mercapto groups, are or need to be protected in preparing the compounds disclosed herein, because they are not intended to take part in a specific reaction or chemical transformation, various known conventional protecting groups may be used. For example, protecting groups typically utilized in the synthesis of

- 34 -

natural and synthetic compounds, including peptides, nucleic acids, derivatives thereof and sugars, having multiple reactive centers, chiral centers and other sites potentially susceptible to the reaction reagents and/or conditions, may be used.

Synthetic chemistry transformations and protecting group methodologies (protection  
5 and deprotection) useful in synthesizing the compounds described herein are known in the art and include, for example, those such as described in R. Larock, *Comprehensive Organic Transformations*, VCH Publishers (1989); T.W. Greene and P.G.M. Wuts, *Protective Groups in Organic Synthesis*, 3<sup>rd</sup> edition, John Wiley and Sons (1999); L. Fieser and M. Fieser, *Fieser and Fieser's Reagents for Organic Synthesis*, John Wiley and Sons (1994); A.  
10 Katritzky and A. Pozharski, *Handbook of Heterocyclic Chemistry*, 2<sup>nd</sup> edition (2001); M. Bodanszky, A. Bodanszky, *The Practice of Peptide Synthesis*, Springer-Verlag, Berlin Heidelberg (1984); J. Seyden-Penne, *Reductions by the Alumino- and Borohydrides in Organic Synthesis*, 2<sup>nd</sup> edition, Wiley-VCH, (1997); and L. Paquette, editor, *Encyclopedia of Reagents for Organic Synthesis*, John Wiley and Sons (1995).

15 All synthetic procedures described herein can be carried out under known reaction conditions, advantageously under those described herein, either in the absence or in the presence (usually) of solvents. As appreciated by those of ordinary skill in the art, the solvents should be inert with respect to, and should be able to dissolve, the starting materials and other reagents used. Solvents should be able to partially or wholly solubilize the  
20 reactants in the absence or presence of catalysts, condensing agents or neutralizing agents, for example ion exchangers, typically cation exchangers for example in the H<sup>+</sup> form. The ability of the solvent to allow and/or influence the progress or rate of the reaction is generally dependent on the type and properties of the solvent(s), the reaction conditions including temperature, pressure, atmospheric conditions such as in an inert atmosphere under argon or  
25 nitrogen, and concentration, and of the reactants themselves.

Suitable solvents for conducting reactions to synthesize the compounds provided herein include, but are not limited to, water; esters, including lower alkyl-lower alkanooates, for example, EtOAc; ethers including aliphatic ethers, for example, Et<sub>2</sub>O and ethylene glycol dimethylether or cyclic ethers, for example, THF; liquid aromatic hydrocarbons, for example,  
30 benzene, toluene and xylene; alcohols, for example, MeOH, EtOH, 1-propanol, iPrOH, n- and t-butanol; nitriles, for example, CH<sub>3</sub>CN; halogenated hydrocarbons, for example,

- 35 -

CH<sub>2</sub>Cl<sub>2</sub>, CHCl<sub>3</sub> and CCl<sub>4</sub>; acid amides, for example, DMF; sulfoxides, for example, DMSO; bases, including heterocyclic nitrogen bases, for example, pyridine; carboxylic acids, for example, lower alkanecarboxylic acids, for example, AcOH; inorganic acids, for example, HCl, HBr, HF, and H<sub>2</sub>SO<sub>4</sub>; carboxylic acid anhydrides, for example, lower alkane acid anhydrides, for example, acetic anhydride; cyclic, linear, or branched hydrocarbons, for example, cyclohexane, hexane, pentane, and isopentane; and mixtures of any of these solvents, such as purely organic solvent combinations, or water-containing solvent combinations, for example, aqueous solutions. These solvents and solvent mixtures may also be used in “working-up” the reaction as well as in processing the reaction and/or isolating the reaction product(s), such as in chromatography.

Purification methods are known in the art and include, for example, crystallization, chromatography (for example, liquid and gas phase), extraction, distillation, trituration, and reverse phase HPLC. Reactions conditions such as temperature, duration, pressure, and atmosphere (inert gas, ambient) are known in the art and may be adjusted as appropriate for the reaction.

The disclosure further encompasses “intermediate” compounds, including structures produced from the synthetic procedures described, whether isolated or generated in-situ and not isolated, prior to obtaining the finally desired compound. Structures resulting from carrying out steps from a transient starting material, structures resulting from divergence from the described method(s) at any stage, and structures forming starting materials under the reaction conditions are all “intermediates” included in the scope of this disclosure.

Further, processes for making and further reacting these intermediates are also understood to be encompassed in the scope of this disclosure.

Also provided herein are new starting materials and/or intermediates, as well as processes for the preparation thereof. In select embodiments, such starting materials are used and reaction conditions so selected as to obtain the desired compound(s). Starting materials are either known, commercially available, or can be synthesized in analogy to or according to methods that are known in the art. Many starting materials may be prepared according to known processes and, in particular, can be prepared using processes described in the examples. In synthesizing starting materials, functional groups may be protected with



suitable protecting groups when necessary. Protecting groups, their introduction and removal are described above.

### EXAMPLES

This section provides specific examples of compounds of Formula I and methods of making the same.

#### List of Abbreviations

**Table 1**

ACN	acetonitrile
(BPin) <sub>2</sub>	bis(pinacolatodiboron)
Boc	tert-butylcarbonyl
Boc <sub>2</sub> O	di-tert-butylidicarbonate
Bz <sub>2</sub> O	benzoyl anhydride
DBU	1,8-diazabicyclo[5.4.0]undec-7-ene
DCM	dichloromethane
DMAP	N,N-dimethylaminopyridine
DMA	dimethylacetamide
DMF	dimethylformamide
DMSO	dichloromethane
EtOH	ethanol
LDA	lithium diisopropylamide
LiHMDS	lithium (bistrimethylsilylamide)
mCPBA	meta-chloroperoxybenzoic acid
NFSI	N-fluorodibenzenesulfonimide
NMO	N-methylmorpholine N-oxide
Pd(AmPhos)Cl <sub>2</sub>	bis(di-tert-butyl(4-dimethylaminophenyl)phosphine)dichloropalladium(II)
Pd <sub>2</sub> (dba) <sub>3</sub>	tris(dibenzylideneacetone)dipalladium(0)
Pd(dppf)Cl <sub>2</sub>	[1,1'-bis(diphenylphosphino)ferrocene]dichloropalladium(II)
<i>p</i> -TSA	4-toluenesulfonic acid

- 37 -

S-Phos	2-dicyclohexylphosphino-2',6'-dimethoxybiphenyl
SEM	[2-(trimethylsilyl)ethoxy]methyl
SEMCl	(2-chloromethoxyethyl)trimethylsilane
TFA	trifluoroacetic acid
Tf <sub>2</sub> O	trifluoromethanesulfonic anhydride
THF	tetrahydrofuran
TLC	thin layer chromatography

### **General Analytical and Purification Methods**

Provided in this section are descriptions of the general analytical and purification methods used to prepare the specific compounds provided herein.

#### **Chromatography:**

- 5 Unless otherwise indicated, crude product-containing residues were purified by passing the crude material or concentrate through either a Biotage or Isco brand silica gel column (pre-packed or individually packed with SiO<sub>2</sub>) and eluting the product off the column with a solvent gradient as indicated. For example a description of (330 g SiO<sub>2</sub>, 0-40% EtOAc/hexane) means the product was obtained by elution from the column packed with 330  
10 grams of silica, with a solvent gradient of 0% to 40% EtOAc in hexane.

#### **Preparative HPLC Method:**

- Where so indicated, the compounds described herein were purified via reverse phase HPLC using one of the following instruments: Shimadzu, Varian, Gilson; utilizing one of the following two HPLC columns: (a) a Phenomenex Luna or (b) a Gemini column (5 micron or  
15 10 micron, C18, 150x50 mm)

A typical run through the instrument included: eluting at 45 mL/min with a linear gradient of 10% (v/v) to 100% MeCN (0.1% v/v TFA) in water (0.1% TFA) over 10 minutes; conditions can be varied to achieve optimal separations.

#### **Proton NMR Spectra:**

- 20 Unless otherwise indicated, all <sup>1</sup>H NMR spectra were collected on a Bruker NMR instrument at 300 MHz or 400 MHz. Where so characterized, all observed protons are

- 38 -

reported as parts-per-million (ppm) downfield from tetramethylsilane (TMS) or other internal reference in the appropriate solvent indicated.

<sup>19</sup>F NMR Spectra:

Unless otherwise indicated, all <sup>19</sup>F NMR spectra were collected on a Bruker NMR  
5 instrument at 376 MHz. All observed protons are reported as parts-per-million (ppm) downfield.

Mass Spectra (MS)

Unless otherwise indicated, all mass spectral data for starting materials, intermediates and/or exemplary compounds are reported as mass/charge (m/z), having an (M+H<sup>+</sup>)  
10 molecular ion. The molecular ion reported was obtained by electrospray detection method (commonly referred to as an ESI MS) utilizing a PE SCIEX API 150EX MS instrument or an Agilent 1100 series LC/MSD system. Compounds having an isotopic atom, such as bromine and the like, are generally reported according to the detected isotopic pattern, as appreciated by those skilled in the art.

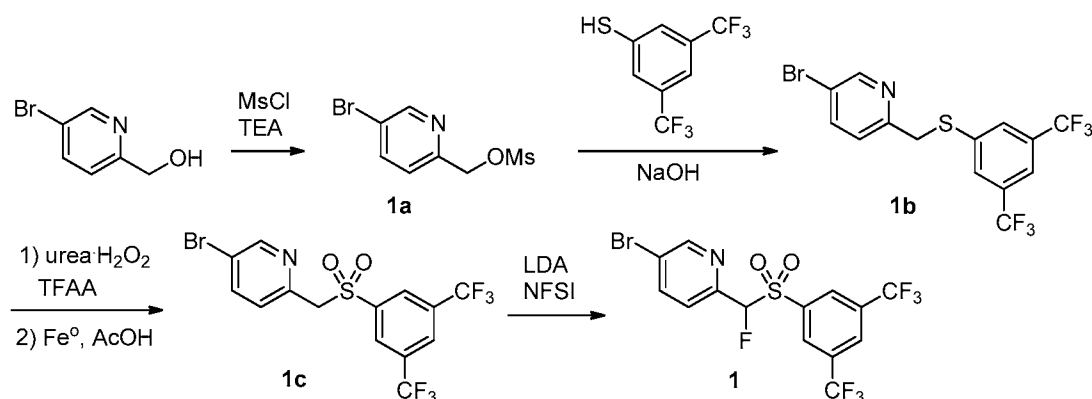
15 Compound Names

The compounds disclosed and described herein have been named using either (1) the naming convention provided with Chem-Draw Ultra 12.0.3. software, available in Chem Office, or (2) by the ISIS database software (Advanced Chemistry Design Labs or ACD software).

20 Specific Examples

Provided in this section are the procedures to synthesize specific examples of the compounds provided herein. All starting materials are either commercially available from Sigma-Aldrich Chemical Company, Inc., St. Louis, MO, USA, unless otherwise noted, or known in the art and may be synthesized by employing known procedures using ordinary  
25 skill.

## Intermediates

**Intermediate 1: 2-(((3,5-bis(trifluoromethyl)phenyl)sulfonyl)fluoromethyl)-5-bromopyridine.****5 Preparation of 2-(((3,5-bis(trifluoromethyl)phenyl)thio)methyl)-5-bromopyridine (1b).**

Methane sulfonyl chloride (5.3 mL, 69.1 mmol) was added dropwise to an ice cold solution of 5-bromo-2-hydroxymethylpyridine (Sigma-Aldrich Chemical Company, Inc., St. Louis, MO, USA) (10.0 g, 53.2 mmol) and TEA (11.1 mL, 80.0 mmol) in THF (150 mL). The mixture was stirred for 1 hour. Water was then added and the product was extracted into EtOAc (2 x). The combined organic layers were dried over anhydrous MgSO<sub>4</sub>, filtered, and concentrated *in vacuo* to give mesylate **1a** as an oil.

3,5-Bis-trifluoromethyl benzenethiol (Sigma-Aldrich, 8.9 mL, 53.2 mmol) was dissolved in MeOH (150 mL). Aqueous sodium hydroxide (2 N, 31.9 mL) was added and then the mixture was stirred for 5 minutes. The mesylate **1a** was added as a suspension in MeOH (40 mL) and the mixture was stirred for 1 hour at room temperature before the MeOH was removed *in vacuo*. The resulting residue was partitioned between water and EtOAc, the layers were separated, and the aqueous layer was extracted with EtOAc. The combined extracts were dried over anhydrous MgSO<sub>4</sub>, filtered, and concentrated *in vacuo* to give 2-(((3,5-bis(trifluoromethyl)phenyl)thio)methyl)-5-bromopyridine (**1b**) (22.3 g, 101% yield) as an oil. MS *m/z* = 416/418 [M+H]<sup>+</sup>. <sup>1</sup>H NMR (400 MHz, CDCl<sub>3</sub>) δ ppm 8.59 (s, 1H) 7.73 - 7.79 (m, 3H) 7.63 (s, 1H) 7.26 (d, *J* = 8.02 Hz, 1H) 4.29 (s, 2H).

- 40 -

**Preparation of 2-(((3,5-bis(trifluoromethyl)phenyl)sulfonyl)methyl)-5-bromopyridine (1c).**

A 100 mL 2-necked flask was charged with 2-(((3,5-bis(trifluoromethyl)phenyl)thio)methyl)-5-bromopyridine (**1b**) (1.8 g, 4.3 mmol), placed  
5 under argon atmosphere, and dissolved in CH<sub>3</sub>CN (20 mL). The mixture was cooled to 4 °C internal temperature using an ice water bath, and then hydrogen peroxide urea adduct (1.0 g, 11 mmol) and TFAA (2.3 g, 11 mmol) were added. This mixture was stirred with warming to room temperature for 3 hours. In a separate flask, hydrogen peroxide urea adduct (1.0 g) was suspended in CN<sub>3</sub>CN (20 mL) and TFAA (2.3 g) was added. This mixture was stirred  
10 until all the peroxide complex went into solution (about 30 minutes) and then it was added to the reaction mixture. The reaction was stirred for 1 hour and then transferred to a separatory funnel. EtOAc and sat'd aqueous sodium bicarbonate solution were added. The layers were mixed and then separated. The organic layer was washed with saturated aqueous sodium thiosulfate until peroxide test strips showed negative for peroxide. The organic solution was  
15 dried over MgSO<sub>4</sub>, filtered, and then concentrated *in vacuo* to give a mixture of the desired sulfone product and its corresponding N-oxide, which was taken directly to the next step.

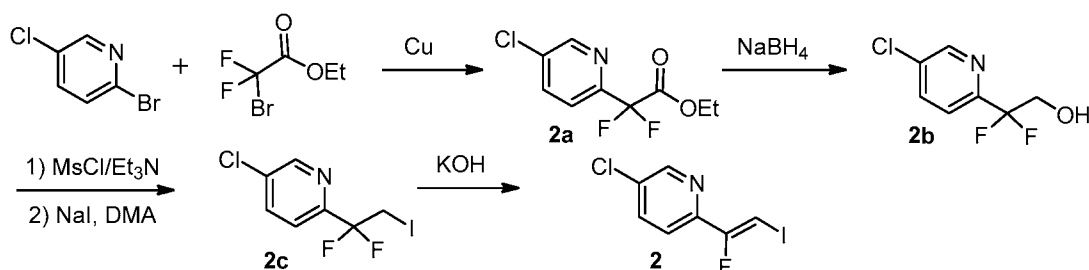
A mixture of iron (0) powder (0.96 g, 17 mmol), acetic acid (2.5 mL, 43 mmol), and the material generated in the first step in EtOH (25 mL) was heated to 80 °C for 3 hours. The solution was then filtered through a pad of celite while hot and the filtrate was concentrated *in vacuo*.  
20 The residue was partitioned between EtOAc and saturated aqueous sodium bicarbonate, the layers were separated, and the organic layer was washed with saturated aqueous sodium bicarbonate (2 x), dried over MgSO<sub>4</sub>, filtered, and concentrated *in vacuo*. The resulting solid was recrystallized from 1:1 EtOAc/heptane to give 2-(((3,5-bis(trifluoromethyl)phenyl)sulfonyl)methyl)-5-bromopyridine (**1c**) (1.1 g, 58% yield for 2  
25 steps) as a white solid. MS *m/z* = 448/450 [M+H]<sup>+</sup>. <sup>1</sup>H NMR (400 MHz, CDCl<sub>3</sub>) δ ppm 8.61 (s, 1H) 8.54 (d, *J* = 2.15 Hz, 1H) 8.26 (s, 2H) 8.14 (dd, *J* = 8.50, 2.35 Hz, 1H) 7.46 (d, *J* = 8.41 Hz, 1H) 5.14 (s, 2H).

- 41 -

**Preparation of 2-(((3,5-bis(trifluoromethyl)phenyl)sulfonyl)fluoromethyl)-5-bromopyridine (1).**

LDA (2.0 M solution in THF/heptane/ethylbenzene, 4.4 mL, 8.8 mmol) was added dropwise to a solution of 2-(((3,5-bis(trifluoromethyl)phenyl)sulfonyl)methyl)-5-bromopyridine (**1c**) (3.79 g, 8.46 mmol) in THF (30 mL) at -78 °C. This mixture was then stirred for 15 minutes before N-fluorobenzenesulfonimide (2.80 g, 8.88 mmol) was added in one portion. The ice bath was removed and the mixture was allowed to warm to room temperature and stir for 30 minutes. Water was added and the product was extracted into DCM. The resulting solid was recrystallized once from DCM to give 2.0 g product, and then the remaining material was recrystallized from 1:1 EtOAc/heptane to give an additional 0.6 g of product. Together, the recrystallizations gave 2.6 g (65% yield) of 2-(((3,5-bis(trifluoromethyl)phenyl)sulfonyl)fluoromethyl)-5-bromopyridine (**1**) as a white solid. MS  $m/z = 466/468 [M+H]^+$ .  $^1H$  NMR (400 MHz,  $CDCl_3$ )  $\delta$  ppm 8.73 (d,  $J = 2.15$  Hz, 1H) 8.34 (s, 2H) 8.23 (s, 1H) 7.99 (dd,  $J = 8.16, 2.35$  Hz, 1H) 7.50 (d,  $J = 8.22$  Hz, 1H) 6.22 (d,  $J = 45.97$  Hz, 1H).

**Intermediate 2: (Z)-5-chloro-2-(1-fluoro-2-iodovinyl)pyridine.**



**Preparation of ethyl 2-(5-chloropyridin-2-yl)-2,2-difluoroacetate (2a).**

Ethyl 2-bromo-2,2-difluoroacetate (105 g, 520 mmol) was added slowly to a suspension of copper (0) powder (66.0 g, 1040 mmol) in DMSO (1.2 L) under nitrogen atmosphere at room temperature. The reaction mixture was stirred at room temperature for 1 hour and 2-bromo-5-chloropyridine (Shanghai Fchemicals Technology Co., Ltd., Shanghai, China) (50.0 g, 260 mmol) was added in one portion. The reaction mixture was stirred at room temperature for 12 hours. It was filtered through a pad of celite and the filtrate was partitioned between ethyl acetate (1 L) and sat'd aqueous ammonium chloride (100 mL) and

- 42 -

water (100 mL). The organic layer was separated and the aqueous layer was extracted with ethyl acetate (2 x 100 mL). The combined organic solution was washed with water (2 x 100 mL), dried over Na<sub>2</sub>SO<sub>4</sub> and concentrated. Purification of the residue by silica gel chromatography (0 to 10 % ethyl acetate in hexanes) gave **2a** (60 g, 64% yield) as a clear liquid. MS (ESI +ve ion) m/z: [M+1] = 236.0. <sup>1</sup>H NMR (400 MHz, Chloroform-*d*) δ 8.63 – 8.59 (m, 1H), 7.85 (dt, *J* = 8.4, 1.6 Hz, 1H), 7.70 (dt, *J* = 8.4, 0.9 Hz, 1H), 4.11 (q, *J* = 7.1, 1.0 Hz, 2H), 1.26 (t, *J* = 7.1, 1.0 Hz, 3H).

**Preparation of 2-(5-chloropyridin-2-yl)-2,2-difluoroethan-1-ol (2b).**

To a solution of **2a** (47.0 g, 199 mmol) in ethanol (600 mL) at 0 °C was added sodium borohydride (7.5 g, 199 mmol) portion-wise. The reaction mixture was stirred at room temperature for 1 hour. It was quenched with water (500 mL) and concentrated under reduced pressure. The crude material was diluted with water (500 mL) and extracted with ethyl acetate (2 x 500 mL). The combined organic extracts were dried over Na<sub>2</sub>SO<sub>4</sub> and concentrated. Purification of the residue by silica gel chromatography (0 to 10 % ethyl acetate in hexanes) gave **2b** (35 g, 91% yield) as a light yellow solid. MS (ESI +ve ion) m/z: [M+1] = 194.2. <sup>1</sup>H NMR (400 MHz, Chloroform-*d*) δ 8.64 – 8.58 (m, 1H), 7.86 (dd, *J* = 8.4, 2.4 Hz, 1H), 7.70 (dt, *J* = 8.5, 1.5 Hz, 1H), 4.24 (t, *J* = 12.4 Hz, 2H). Note: OH proton was not observed.

**Preparation of 5-chloro-2-(1,1-difluoro-2-iodoethyl)pyridine (2c).**

To a solution of **2b** (31 g, 160 mmol) in DCM (500 mL) at 0 °C was added triethylamine (49.1 mL, 352 mmol) followed by dropwise addition of methanesulfonyl chloride (23.7 mL, 304 mmol). The reaction mixture was stirred at room temperature for 1 hour. The reaction mixture was diluted with water (500 mL) and extracted with DCM (2 x 500 mL). The combined organic extracts were washed with brine (250 mL), dried over Na<sub>2</sub>SO<sub>4</sub> and concentrated under reduced pressure. The residue was dissolved in N,N-dimethyl acetamide (600 mL) and sodium iodide (96 g, 641 mmol) added in portion-wise manner. The reaction mixture was heated at 110 °C for 36 hours. It was cooled to room temperature, diluted with water (500 mL), and extracted with ethyl acetate (2 x 500 mL). The combined organic layers were washed with brine (500 mL), dried over Na<sub>2</sub>SO<sub>4</sub> and concentrated under reduced pressure. The residue was purified by silica gel chromatography

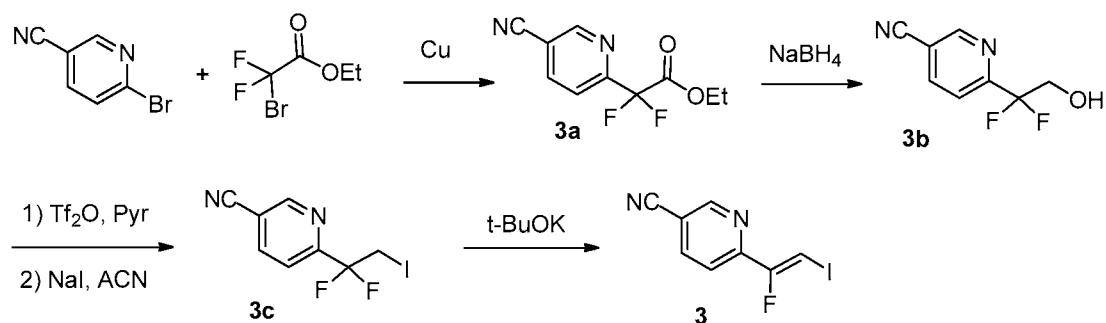
- 43 -

(0 to 10% ethyl acetate in hexanes) to give **2c** (30 g, 60% yield) as a brown solid. MS (ESI +ve ion)  $m/z$ :  $[M+1] = 303.9$ .  $^1\text{H NMR}$  (400 MHz, Chloroform- $d$ )  $\delta$  8.59 (s, 1H), 7.87 – 7.84 (m, 1H), 7.27 (d,  $J = 2.0$  Hz, 1H), 4.27 (t,  $J = 12.4$  Hz, 2H).

**Preparation of (Z)-5-chloro-2-(1-fluoro-2-iodovinyl)pyridine (2).**

5 To a solution of **2c** (30 g, 99 mmol) in DMSO (50 mL, 1.66 mL/g) was added a solution of KOH (19.4 g, 346 mmol) in water (50 mL) dropwise at 0 °C. The reaction mixture was stirred at room temperature for 10 hours. It was diluted with water (150 mL) and stirred for 15 minutes. The precipitated solids were collected by filtration, washed with water (2 x 100 mL), and dried to afford (Z)-5-chloro-2-(1-fluoro-2-iodovinyl)pyridine (**2**) (24.7 g, 87% yield) as a white crystalline solid. MS (ESI +ve ion)  $m/z$ :  $[M+1] = 284.0$ .  $^1\text{H NMR}$  (400 MHz, Chloroform- $d$ )  $\delta$  8.54 – 8.51 (m, 1H), 7.74 (dd,  $J = 8.5, 2.4$  Hz, 1H), 7.50 (ddd,  $J = 8.5, 1.8, 0.8$  Hz, 1H), 6.94 (d,  $J = 34.3$  Hz, 1H).

**Intermediate 3: (Z)-6-(1-fluoro-2-iodovinyl)nicotinonitrile.**



15 **Preparation of ethyl 2-(5-cyanopyridin-2-yl)-2,2-difluoroacetate (3a).**

To a suspension of copper (0) powder (Spectrochem PVT. LTD., Mumbai, India) (413 g, 6560 mmol) in dimethyl sulfoxide (6 L) was added ethyl 2-bromo-2,2-difluoroacetate (Matrix Scientific, Columbia, SC, USA) (665 g, 3280 mmol) dropwise under nitrogen atmosphere at room temperature. The reaction mixture was stirred at room temperature for 1 hour and 2-bromo-5-cyanopyridine (Sigma-Aldrich, St. Louis, MO, USA) (300 g, 1640 mmol) was added in portion-wise manner. The reaction mixture was stirred at room temperature for 12 hours. It was filtered through a pad of celite and the filtrate was partitioned between ethyl acetate (3 L) and sat'd aqueous ammonium chloride (2.5 mL). The



- 44 -

organic layer was separated and the aqueous layer was extracted with ethyl acetate (2 x 2 L). The combined organic layers were washed with water (2 x 2 L), dried over Na<sub>2</sub>SO<sub>4</sub> and concentrated under reduced pressure. The residue was purified by silica gel chromatography (0 to 10% ethyl acetate in hexanes) to give **3a** (320 g, 86% yield) as a colourless oil. MS (ESI +ve ion) m/z: [M+1] = 227.1. <sup>1</sup>H NMR (400 MHz, Chloroform-*d*) δ 8.93 (d, *J* = 2.0 Hz, 1H), 8.18 (dd, *J* = 8.2, 2.1 Hz, 1H), 7.90 (dd, *J* = 8.1, 1.0 Hz, 1H), 4.39 (q, *J* = 7.1 Hz, 2H), 1.34 (t, *J* = 7.1 Hz, 3H).

**Preparation of 6-(1,1-difluoro-2-hydroxyethyl)nicotinonitrile (3b).**

To a solution of **3a** (105 g, 464 mmol) in THF (1.5 L) was added sodium borohydride (10.5 g, 279 mmol) portion-wise at -20 °C. The reaction mixture was stirred at -20 °C for 30 minutes and methanol (525 mL) was added dropwise at -20 °C. The reaction mixture was stirred at -20 °C for 1 hour, and quenched with water (500 mL). It was concentrated under reduced pressure. The residue was diluted with water (0.5 L) and extracted with ethyl acetate (2 x 1 L). The combined organic solution was dried over Na<sub>2</sub>SO<sub>4</sub> and concentrated. The residue was purified by silica gel chromatography (0 to 25% ethyl acetate in hexanes) to provide **3b** (43.0 g, 50% yield) as a light-yellow solid. MS (ESI +ve ion) m/z: [M+1] = 185.1. <sup>1</sup>H NMR (400 MHz, Chloroform-*d*) δ 8.97 – 8.90 (m, 1H), 8.18 (dd, *J* = 8.2, 2.1 Hz, 1H), 7.89 (dd, *J* = 8.3, 0.9 Hz, 1H), 4.29 (t, *J* = 12.4 Hz, 2H). Note: OH proton was not observed.

**Preparation of 6-(1,1-difluoro-2-iodoethyl)nicotinonitrile (3c).**

To a solution of **3b** (87 g, 472 mmol) in acetonitrile (1.3 L) was added pyridine (74.7 g, 945 mmol) followed by dropwise addition of trifluoromethanesulfonic anhydride (Sigma-Aldrich, St. Louis, MO, USA) (240 g, 850 mmol) at -10 °C under nitrogen atmosphere. The reaction mixture was stirred at room temperature for 5 hours. It was cooled to 0 °C and sodium iodide (354 g, 2362 mmol) was added in portion-wise manner. The reaction mixture was heated at 60 °C for 2 hours. It was cooled to room temperature, diluted with water (2 L) and extracted with ethyl acetate (3 x 3 L). The combined organic solution was dried over Na<sub>2</sub>SO<sub>4</sub> and concentrated under reduced pressure. The crude material was purified on a silica gel column (0 to 10% ethyl acetate in hexanes) to afford **3c** (107 g, 77 % yield) as a light-

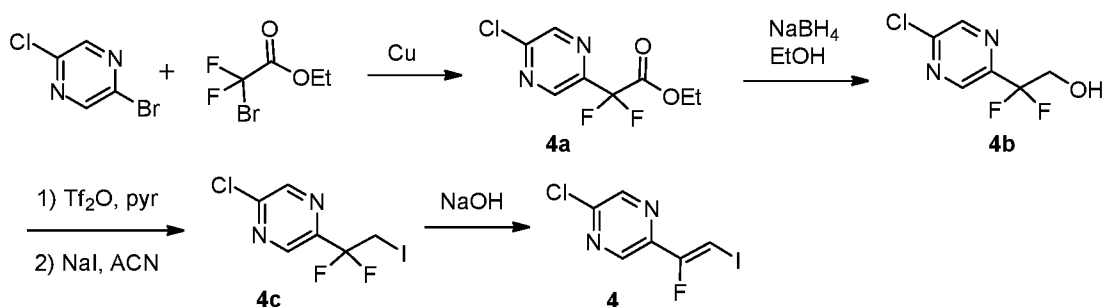
- 45 -

yellow solid. MS (ESI +ve ion)  $m/z$ :  $[M+1] = 295.0$ .  $^1\text{H}$  NMR (400 MHz, Chloroform- $d$ )  $\delta$  8.95 (s, 1H), 8.17 – 8.14 (m, 1H), 7.87 – 7.85 (d,  $J = 8.0$  Hz, 1H), 3.97 (t,  $J = 14.4$  Hz, 2H).

### Preparation of 6-(1,1-difluoro-2-iodoethyl)nicotinonitrile (3).

To a solution of **3c** (58 g, 197 mmol) in THF (580 mL) was added potassium *tert*-butoxide (26.6 g, 237 mmol) portionwise at 0 °C. The reaction mixture was stirred at 0 °C for 2 hours, then quenched with sat'd  $\text{NH}_4\text{Cl}$  (100 mL) and water (100 mL). It was extracted with ethyl acetate (3 x 700 mL). The combined organic extracts were dried over  $\text{Na}_2\text{SO}_4$  and concentrated. Purification of the residue via silica gel chromatography (0 to 5% ethyl acetate in hexanes) gave 6-(1,1-difluoro-2-iodoethyl)nicotinonitrile (**3**) (33 g, 61% yield) as a light yellow solid. MS (ESI +ve ion)  $m/z$ :  $[M+1] = 274.9$ .  $^1\text{H}$  NMR (400 MHz, DMSO- $d_6$ )  $\delta$  9.04 (dd,  $J = 2.1, 1.0$  Hz, 1H), 8.45 (dd,  $J = 8.3, 2.1$  Hz, 1H), 7.81 (dt,  $J = 8.3, 1.1$  Hz, 1H), 7.42 (d,  $J = 36.4$  Hz, 1H).

### Intermediate 4: (Z)-2-chloro-5-(1-fluoro-2-iodovinyl)pyrazine.



### Preparation of ethyl 2-(5-chloropyrazin-2-yl)-2,2-difluoroacetate (4a).

To a suspension of copper (0) powder (244 g, 3880 mmol) in DMSO (5 L) was added ethyl 2-bromo-2,2-difluoroacetate (394 g, 1940 mmol) at room temperature. The reaction mixture was stirred at room temperature for 1 hour and 2-bromo-5-chloropyrazine (Shanghai Fchemicals Technology Co., Ltd., Shanghai, China) (250 g, 1290 mmol) was added in portion-wise manner. The reaction mixture was stirred at room temperature for 3 hours, then quenched with sat'd solution of ammonium chloride (2.0 L). The mixture was filtered through a celite pad and the filtrate was extracted with ethyl acetate (2 x 2 L). The combined organic layers were dried over  $\text{Na}_2\text{SO}_4$  and concentrated under reduced pressure. The residue

- 46 -

was purified via silica gel chromatography (0 to 2% ethyl acetate in hexanes) to afford **4a** (215 g, 70% yield) as a viscous colorless liquid. <sup>1</sup>H NMR (400 MHz, DMSO-*d*<sub>6</sub>) δ 9.05 (d, *J* = 1.4 Hz, 1H), 8.98 (dd, *J* = 1.4, 0.7 Hz, 1H), 4.39 – 4.34 (m, 2H), 1.24 (t, *J* = 7.1 Hz, 3H).

**Preparation of 2-(5-chloropyrazin-2-yl)-2,2-difluoroethanol (4b).**

5 To a solution of **4a** (215 g, 909 mmol) in ethanol (400 mL) was added sodium borohydride (34.4 g, 909 mmol) in portion-wise manner at 0 °C. The reaction mixture was stirred for 30 minutes at 0 °C. After completion of reaction (monitored by TLC), the reaction mixture was quenched with water (200 mL) and concentrated under reduced pressure to give the crude residue. The crude material was diluted with water (750 mL) and extracted with  
10 ethyl acetate (2 x 1.0 L). The combined organic solution was dried over Na<sub>2</sub>SO<sub>4</sub> and concentrated under reduced pressure. The residue was purified by silica gel chromatography (0 to 10% ethyl acetate in hexanes) to afford **4b** (130 g, 73% yield) as a colorless liquid. MS (ESI +ve ion) *m/z*: [M+1] = 195.0. <sup>1</sup>H NMR (300 MHz, DMSO-*d*<sub>6</sub>) δ 8.97 (dt, *J* = 1.4, 0.7 Hz, 1H), 8.82 (d, *J* = 1.4 Hz, 1H), 5.70 (t, *J* = 6.4 Hz, 1H), 4.01 (td, *J* = 13.8, 6.4 Hz, 2H).

15 **Preparation of 2-chloro-5-(1,1-difluoro-2-iodoethyl)pyrazine (4c).**

To a solution of **4b** (130 g, 668 mmol) in acetonitrile (1.3 L) at 0 °C was added pyridine (54.0 mL, 668 mmol) followed by dropwise addition of triflic anhydride (147 mL, 869 mmol). The reaction mixture was stirred at 0 °C for 30 minutes, and room temperature for 10 minutes. It was treated with sodium iodide (300 g, 2004 mmol) in portion-wise manner  
20 at room temperature. The reaction mixture was stirred at 70 °C for 2 hours. It was cooled to room temperature and quenched with sat'd aqueous sodium thiosulfate solution (2.0 L) and extracted with ethyl acetate (2 x 2.0 L). The combined organic layers were washed with brine (2.0 L), dried over Na<sub>2</sub>SO<sub>4</sub> and concentrated under reduced pressure. The residue was purified by silica gel chromatography (0 to 2% ethyl acetate in hexanes) to afford **4c** (150 g,  
25 71% yield) as a yellow solid. <sup>1</sup>H NMR (300 MHz, DMSO-*d*<sub>6</sub>) δ 8.96 (s, 1H), 8.89 (s, 1H), 4.07 (t, *J* = 16.4 Hz, 2H).

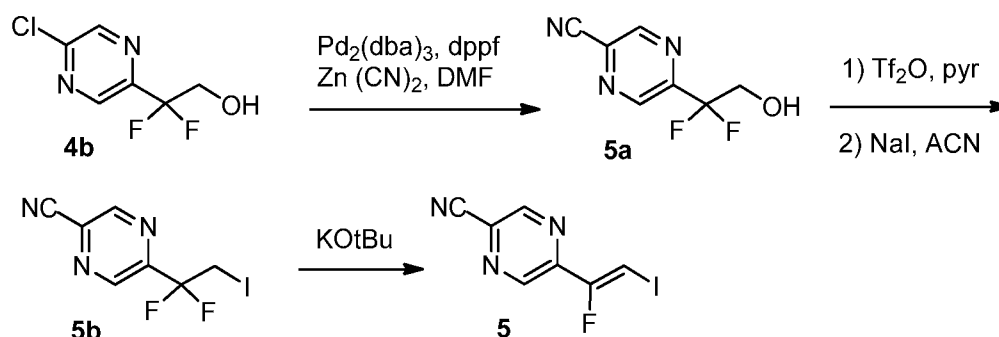
**Preparation of (Z)-2-chloro-5-(1-fluoro-2-iodovinyl)pyrazine (4).**

To a solution of **4c** (150 g, 493 mmol) in DMSO (900 mL) was added 5.0 M aqueous NaOH solution (148 mL, 740 mmol). The reaction mixture was stirred at 0 °C for 2 hours,

- 47 -

and quenched with water (100 mL). It was extracted with EtOAc (2 x 200 mL). The combined organic layers were washed with brine (300 mL), dried over Na<sub>2</sub>SO<sub>4</sub> and concentrated under reduced pressure. The residue was purified by silica gel chromatography (0 to 5% ethyl acetate in hexanes) to afford (Z)-2-chloro-5-(1-fluoro-2-iodovinyl)pyrazine (78 g, 54% yield) as a white solid. <sup>1</sup>H NMR (400 MHz, Chloroform-*d*) δ 8.59 (q, *J* = 1.4 Hz, 1H), 8.54 (q, *J* = 1.4 Hz, 1H), 7.05 (dd, *J* = 34.1, 1.3 Hz, 1H).

**Intermediate 5: (Z)-5-(1-fluoro-2-iodovinyl)pyrazine-2-carbonitrile.**



**Preparation of 5-(1,1-difluoro-2-hydroxyethyl)pyrazine-2-carbonitrile (5a).**

A solution of 2-(5-chloropyrazin-2-yl)-2,2-difluoroethanol (**4b**) (30.0 g, 154 mmol) in DMF (300 mL) was degassed with nitrogen for 10 minutes. To the solution was sequentially added dppf (Strem Chemicals, Inc., Newburyport, MA, USA) (4.2 g, 7.7 mmol),  $\text{Pd}_2(\text{dba})_3$  (Strem Chemicals, Inc., Newburyport, MA, USA) (7.1 g, 7.7 mmol), and  $\text{Zn}(\text{CN})_2$  (36.2 g, 308 mmol). The reaction mixture was heated at 80 °C for 5 hours. It was cooled to room temperature and partitioned between water (200 mL) and EtOAc (200 mL). The reaction mixture was filtered through a pad of celite. The filtrate was transferred to a separatory funnel. The layers were separated. The aqueous layer was extracted with ethyl acetate (2 x 500 mL). The combined organic solution was washed with brine (300 mL), dried over Na<sub>2</sub>SO<sub>4</sub> and concentrated under reduced pressure. The residue was purified by silica gel chromatography (0 to 20 % ethyl acetate in hexanes) to afford **5a** (18 g, 62% yield) as a clear oil. MS (ESI +ve ion) *m/z*: [*M*+1] = no ionisation. <sup>1</sup>H NMR (400 MHz, DMSO-*d*<sub>6</sub>) δ 9.39 (d, *J* = 1.5 Hz, 1H), 9.16 (d, *J* = 1.5 Hz, 1H), 5.77 (t, *J* = 6.4 Hz, 1H), 4.04 (td, *J* = 13.8, 6.4 Hz, 2H).

**Preparation of 5-(1,1-difluoro-2-iodoethyl)pyrazine-2-carbonitrile (5b).**

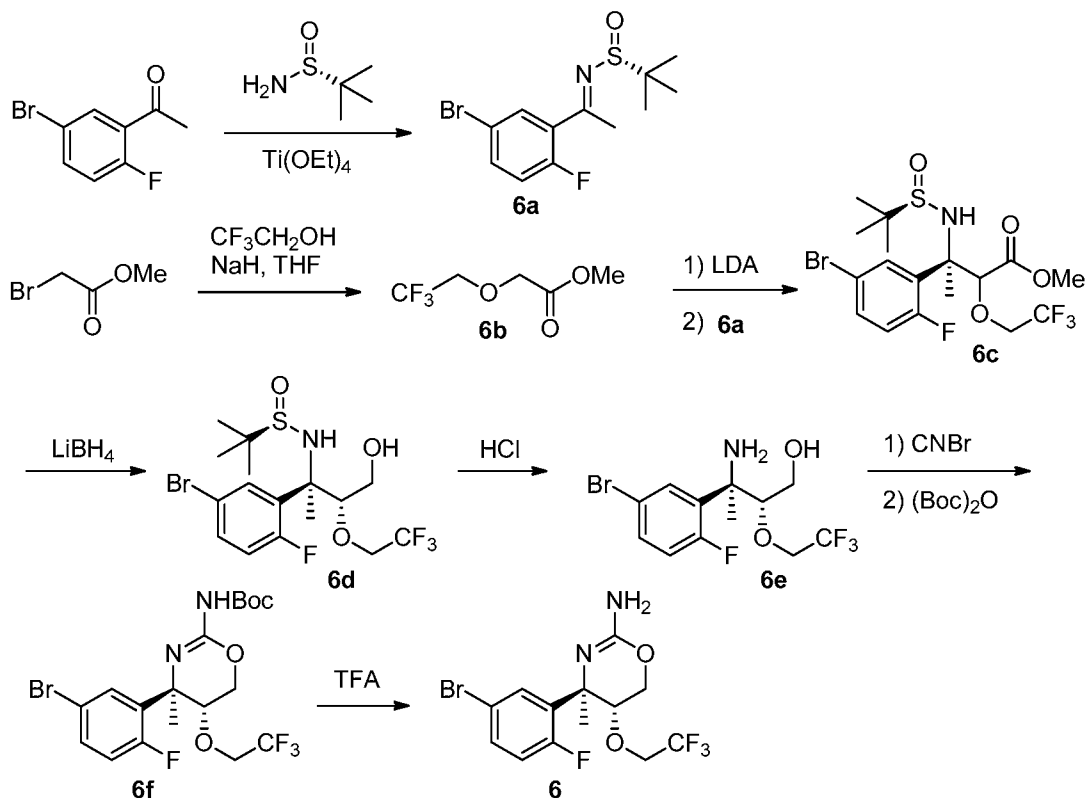
To a solution of 5-(1,1-difluoro-2-hydroxyethyl)pyrazine-2-carbonitrile (**5a**) (18 g, 97 mmol) in acetonitrile (180 mL) at 0 °C was added pyridine (15.7 mL, 194 mmol) followed by dropwise addition of triflic anhydride (65.7 mL, 389 mmol). The reaction mixture was stirred at 0 °C for 30 minutes, and treated with sodium iodide (72.9 g, 486 mmol) in portion-wise manner. It was stirred at 70 °C for 3 hours. The reaction mixture was cooled to room temperature and quenched with sat'd aqueous sodium thiosulfate solution (100 mL) and extracted with ethyl acetate (2 x 200 mL). The combined organic solution was washed with brine (200 mL), dried over Na<sub>2</sub>SO<sub>4</sub> and concentrated under reduced pressure. Purification of the residue by silica gel chromatography (0 to 2% ethyl acetate in hexanes) afforded **5b** (10.0 g, 35% yield) as a yellow solid. MS (ESI +ve ion) m/z: [M+1] = no ionization. <sup>1</sup>H NMR (400 MHz, Chloroform-*d*) δ 9.10 (t, *J* = 1.2 Hz, 1H), 8.98 (dd, *J* = 1.6, 0.8 Hz, 1H), 3.91 (td, *J* = 14.3, 1.0 Hz, 2H).

**Preparation of (Z)-5-(1-fluoro-2-iodovinyl)pyrazine-2-carbonitrile (5).**

To a solution of **5b** (1.00 g, 3.39 mmol) in THF (10 mL) was added potassium *tert*-butoxide (0.76 g, 6.8 mmol) at -75 °C. The reaction mixture was stirred at -75 °C for 30 minutes. The reaction mixture was quenched with water (10 mL) and extracted with ethyl acetate (2 x 25 mL). The combined organic extracts were dried over Na<sub>2</sub>SO<sub>4</sub> and concentrated under reduced pressure. Purification of the residue by silica gel chromatography (0 to 5% ethyl acetate in hexanes) afforded (Z)-5-(1-fluoro-2-iodovinyl)pyrazine-2-carbonitrile (**5**) (0.34 g, 36% yield) as an off-white solid. MS (ESI +ve ion) m/z: [M+1] = no ionization. <sup>1</sup>H NMR (400 MHz, Chloroform-*d*) δ 8.92 (t, *J* = 1.4 Hz, 1H), 8.84 (t, *J* = 1.2 Hz, 1H), 7.38 (d, *J* = 33.5 Hz, 1H).

- 49 -

**Intermediate 6: (4R,5R)-4-(5-bromo-2-fluorophenyl)-4-methyl-5-(2,2,2-trifluoroethoxy)-5,6-dihydro-4H-1,3-oxazin-2-amine.**



**Preparation of (R,E)-N-(1-(5-bromo-2-fluorophenyl)ethylidene)-2-methylpropane-2-sulfinamide (6a).**

To a solution of 1-(5-bromo-2-fluorophenyl)ethanone (2.5 kg, 11.5 mol) in THF (25.0 L) was added (R)-2-methylpropane-2-sulfinamide (2.1 kg, 17.3 mol) and titanium(IV) ethoxide (7.9 L, 34.6 mol) at room temperature under nitrogen atmosphere. The reaction mixture was refluxed at 65 °C for 12 hours. It was quenched with brine (5.0 L) and diluted with ethyl acetate (5.0 L). The mixture was stirred for 30 minutes. The thick suspension was filtered through a bed of celite and the filtered cake was washed with ethyl acetate (3 x 2 L). The filtrate was dried over  $\text{Na}_2\text{SO}_4$  and concentrated under reduced pressure to give crude residue which was purified on a silica gel column (0 to 15% ethyl acetate in hexanes) to afford **6a** (3.0 kg, 88% yield) as a light yellow solid. MS (ESI +ve ion) m/z:  $[\text{M}+1] =$

- 50 -

320/322. <sup>1</sup>H NMR (400 MHz, Chloroform-*d*) δ 7.78 (dd, *J* = 6.6, 2.6 Hz, 1H), 7.54 (ddd, *J* = 8.9, 4.3, 2.5 Hz, 1H), 7.03 (dd, *J* = 10.6, 8.7 Hz, 1H), 2.77 (d, *J* = 3.6 Hz, 3H), 1.33 (s, 9H).

**Preparation of methyl 2-(2,2,2-trifluoroethoxy)acetate (6b).**

To a solution of trifluoroethanol (Avra Synthesis Private Ltd, Hyderabad, India) (150 g, 1.5 mol) in THF (2500 mL) at 0 °C was added sodium hydride (36 g, 1.5 mol) in small portions. The reaction mixture was stirred for 60 minutes at 0 °C and methyl 2-bromoacetate (206 g, 1.3 mol) was added. The reaction mixture was stirred for 60 minutes at room temperature and quenched with cold water (100 mL). It was extracted with ethyl acetate (2 x 2000 mL). The combined organic solution was concentrated under reduced pressure. The crude product was purified by distillation at 120 °C under 560 mm/Hg to provide **6b** (120 g, 54% yield). <sup>1</sup>H NMR (300 MHz, Chloroform-*d*) δ 4.24 (s, 2H), 4.05 – 3.92 (m, 2H), 3.77 (s, 3H).

**Preparation of (3R)-methyl-3-(5-bromo-2-fluorophenyl)-3-((R)-1,1-dimethylethyl sulfinamido)-2-(2,2,2-trifluoroethoxy)butanoate (6c).**

To a solution of **6b** (129 g, 749 mmol) in THF (2500 mL) was added LDA (2.0 M in THF, 375 mL) at -78 °C over a period of 2 hours and the reaction mixture was stirred for 60 minutes at -78 °C. (R,E)-N-(1-(5-bromo-2-fluorophenyl)ethylidene)-2-methylpropane-2-sulfinamide (**6a**) (60.0 g, 187 mmol) in THF (300 mL) was added at -78 °C and the reaction mixture was stirred for 1 hours at -30 °C. It was quenched with sat'd aqueous ammonium chloride solution (2000 mL) and extracted with ethyl acetate (3 x 2000 mL). The combined organic solution was dried Na<sub>2</sub>SO<sub>4</sub> and concentrated under reduced pressure. The crude product was purified by flash column chromatography (50% of ethyl acetate in hexanes) to give **6c** (50 g, 54% yield). MS (ESI, positive ion) *m/z*: 492.0/494.0 (M+1). <sup>1</sup>H NMR (400 MHz, Chloroform-*d*) δ 7.56 (dt, *J* = 7.2, 2.2 Hz, 1H), 7.45 (m, 1H), 7.02 – 6.90 (m, 1H), 4.99 – 4.91 (m, 1H), 4.12 (td, *J* = 7.1, 1.7 Hz, 1H), 4.02 – 3.89 (m, 2H), 3.78 (d, *J* = 1.8 Hz, 3H), 3.68 (m, 1H), 1.90 – 1.83 (m, 2H), 1.28 – 1.20 (m, 9H).

**Preparation of (R)-N-((2R)-2-(5-bromo-2-fluorophenyl)-4-hydroxy-3-(2,2,2-trifluoroethoxy)butan-2-yl)-2-methylpropane-2-sulfinamide (6d).**

To a solution of **6c** (50 g, 102 mmol) in THF (1000 mL) was added LiBH<sub>4</sub> (Sainor Laboratories Private Ltd., Hyderabad, India) (2.0 M in THF, 76 mL) at 0 °C and the reaction mixture was stirred for 12 hours at room temperature. The reaction mixture was quenched by the addition of a mixture of acetic acid (50 mL) and water (1000 mL), and then extracted with ethyl acetate (3 x 1000 mL). The combined organic solution was dried over Na<sub>2</sub>SO<sub>4</sub> and concentrated under reduced pressure. The residue was purified by flash column chromatography (70% of ethyl acetate in hexanes) to afford **6d** (35 g, 74% yield) as a single diastereomer. Relative stereochemistry confirmed by NMR analysis of **6**. MS (ESI, positive ion) m/z: 464.0/466.0 (M+1). <sup>1</sup>H NMR (400 MHz, Chloroform-*d*) δ 7.57 (dd, *J* = 7.2, 2.5 Hz, 1H), 7.43 (m, 1H), 6.97 (dd, *J* = 12.4, 8.7 Hz, 1H), 5.15 (d, *J* = 3.1 Hz, 1H), 4.03 – 3.91 (m, 3H), 3.85 – 3.75 (m, 1H), 3.71 – 3.60 (m, 2H), 1.89 (s, 3H), 1.22 (s, 9H).

**Preparation of (3R)-3-amino-3-(5-bromo-2-fluorophenyl)-2-(2,2,2-trifluoroethoxy)butan-1-ol (6e).**

To a solution of **6d** (35 g, 75 mmol) in methanol (500 mL) was added 4.0 M HCl solution in dioxane (150 mL) at 0 °C and the reaction mixture was stirred for 4 hours at room temperature. The reaction mixture was concentrated under reduced pressure and the residue was partitioned between water (1000 mL) and ethyl acetate (1000 mL). The layers were separated, the organic layer was discarded. The aqueous layer was basified with sat'd aqueous sodium bicarbonate to pH ~9.0, and extracted with ethyl acetate (2 x 1000 mL). The combined organic solution was dried over Na<sub>2</sub>SO<sub>4</sub> and concentrated under reduced pressure. Purification of the crude material via flash column chromatography (10% methanol in DCM) afforded **6e** (25 g, 92% yield) as a single diastereomer. Relative stereochemistry confirmed by NMR analysis of **6**. MS (ESI, positive ion) m/z: 360.0/362.0 (M+1). <sup>1</sup>H NMR (300 MHz, DMSO-*d*<sub>6</sub>) δ 7.80 (dd, *J* = 7.1, 2.5 Hz, 1H), 7.66 (m, 1H), 7.29 (m, 1H), 4.33 (m, 2H), 4.02 (t, *J* = 3.8 Hz, 1H), 3.60 (dd, *J* = 12.3, 3.0 Hz, 1H), 3.40 – 3.24 (m, 2H), 1.72 (s, 3H). Note: NH<sub>2</sub> proton not observed.



**Preparation of *tert*-butyl-((4*R*)-4-(5-bromo-2-fluorophenyl)-4-methyl-5-(2,2,2-trifluoroethoxy)-5,6-dihydro-4*H*-1,3-oxazin-2-yl)carbamate (6f).**

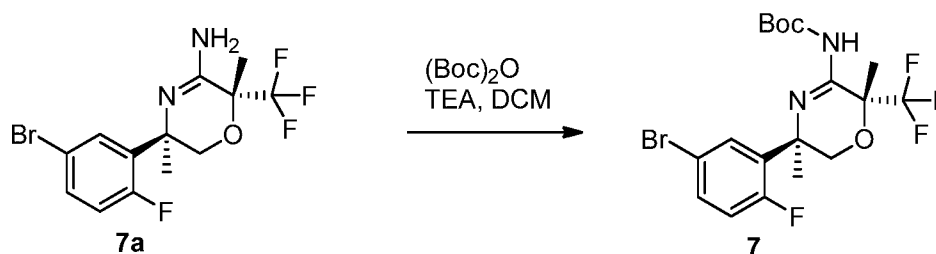
A solution of **6e** (25.0 g, 69.4 mmol) and cyanogen bromide (36.8 g, 347 mmol) in ethanol (250 mL) in a sealed tube was heated at 80 °C for 3 days. The reaction mixture was concentrated under reduced pressure. The residue was partitioned between ethyl acetate (1000 mL) and sat'd aqueous sodium bicarbonate solution (250 mL). The layers were separated, and the aqueous layer was discarded. The organic layer was washed with sat'd aqueous sodium bicarbonate solution (2 x 250 mL), dried over Na<sub>2</sub>SO<sub>4</sub>, and concentrated under reduced pressure. The residue was purified by flash column chromatography (80% ethyl acetate in hexanes) to give a partially pure product. The partially pure product was dissolved in THF (250 mL), treated with triethyl amine (11.9 mL, 139 mmol) followed by Boc-anhydride (22.7 g, 104 mmol). The reaction mixture was stirred for 4 hours at room temperature. The mixture was diluted with ethyl acetate (500 mL) and washed with water (2 x 200 mL). The organic layer was concentrated under reduced pressure. The residue was purified by flash column chromatography (20% ethyl acetate in hexanes) to provide **6f** (15 g, 44% yield) as a single diastereomer. Relative stereochemistry confirmed by NMR analysis of **6**. MS (ESI, positive ion) *m/z*: 485.0/487.0 (*M*+1). <sup>1</sup>H NMR (400 MHz, Chloroform-*d*) δ 9.95 (s, 1H), 7.48 (m, 2H), 7.00 (dd, *J* = 11.4, 8.5 Hz, 1H), 4.36 – 4.24 (m, 2H), 4.12 (dt, *J* = 14.9, 7.6 Hz, 2H), 4.03 – 3.94 (m, 1H), 3.93 – 3.86 (m, 1H), 1.78 (s, 3H), 1.53 (s, 9H).

**Preparation of (4*R*)-4-(5-bromo-2-fluorophenyl)-4-methyl-5-(2,2,2-trifluoroethoxy)-5,6-dihydro-4*H*-1,3-oxazin-2-amine (6).**

To a solution of **6f** (15.0 g, 30.9 mmol) in DCM (150 mL) was added TFA (20 mL) at 0 °C and the resulting solution was stirred for 12 hours at room temperature. It was concentrated under reduced pressure. The residue was diluted with ethyl acetate (500 mL) and washed with 20% sodium bicarbonate solution (3 x 150 mL). The organic layer was dried and concentrated under reduced pressure. The crude product was purified by flash column chromatography (10% methanol in DCM) to provide Intermediate **6** (9.5 g, 80% yield). MS (ESI, positive ion) *m/z*: 385.0/387.0 (*M*+1). <sup>1</sup>H NMR (400 MHz, DMSO-*d*<sub>6</sub>) δ 7.53 (dd, *J* = 7.1, 4.6 Hz, 2H), 7.27 – 7.07 (m, 1H), 5.91 (s, 3H), 4.27 (q, *J* = 9.3 Hz, 2H), 4.17 – 4.07 (m, 1H), 3.56 (d, *J* = 12.1 Hz, 1H), 1.44 (d, *J* = 1.5 Hz, 3H). The relative stereochemistry of **6** was confirmed by 2-D NMR analysis.

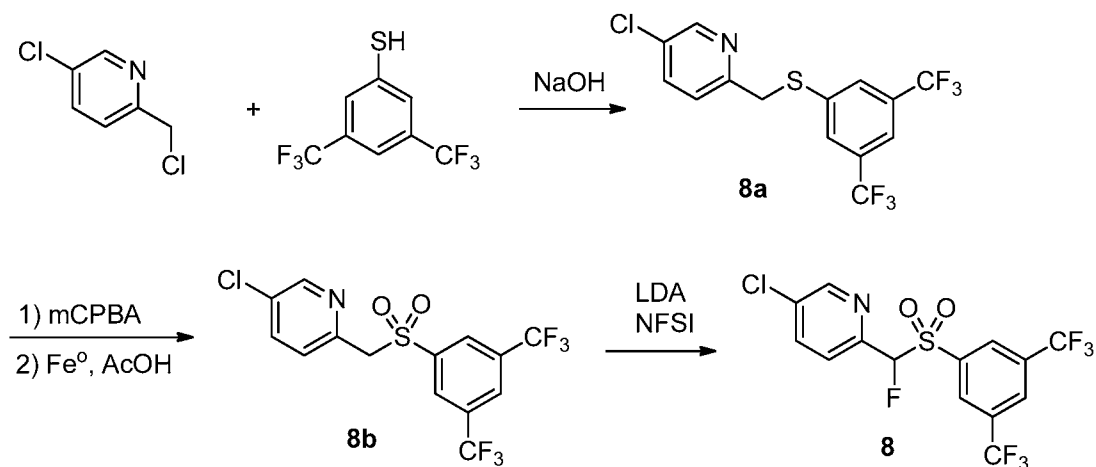
- 53 -

**Intermediate 7: *tert*-butyl ((2*R*,5*R*)-5-(5-bromo-2-fluorophenyl)-2,5-dimethyl-2-(trifluoromethyl)-5,6-dihydro-2*H*-1,4-oxazin-3-yl)carbamate.**



To a solution of (3*R*,6*R*)-3-(5-bromo-2-fluorophenyl)-3,6-dimethyl-6-(trifluoromethyl)-2*H*-1,4-oxazin-5-amine (**7a**, prepared according to the procedures reported in WO 2012095463 A1) (12.20 g, 33.05 mmol) in DCM (120.00 mL) was added  $\text{Boc}_2\text{O}$  (8.66 g, 39.7 mmol) and TEA (4.01 g, 39.6 mmol). The mixture was stirred at 25 °C for 20 minutes, then partitioned between DCM (200 mL) and water (50 mL). The organic phase was separated, washed with brine (2 x 30 mL), dried over  $\text{Na}_2\text{SO}_4$ , filtered and concentrated under reduced pressure. The residue was purified by silica gel chromatography (petroleum ether/ethyl acetate = 50/1 to 8:1) to afford the title compound (10.11 g, 63% yield) as a white solid. MS (ESI +ve ion)  $m/z$ :  $[\text{M}+1] = 469.1/471.1$ .  $^1\text{H}$  NMR (400MHz, Chloroform-*d*)  $\delta$  11.00 (br, 1H), 7.47-7.43 (m, 1H), 7.42-7.41 (m, 1H), 7.06-7.00 (m, 1H), 4.41-4.05 (dd, 2H), 1.68 (s, 3H), 1.60 (s, 9H), 1.56 (s, 3H).

**Intermediate 8: 2-(((3,5-bis(trifluoromethyl)phenyl)sulfonyl)fluoromethyl)-5-chloropyridine.**



- 54 -

**Preparation of 2-(((3,5-bis(trifluoromethyl)phenyl)thio)methyl)-5-chloropyridine (8a).**

Sodium hydroxide (5.4 mL of 2 N solution, 10.8 mmol) was added dropwise to a solution of 3,5-bis-trifluoromethyl benzenethiol (Sigma-Aldrich Chemical Company, Inc., St. Louis, MO, USA) (1.8 mL, 11 mmol) in MeOH (3 mL) at room temperature. This mixture  
5 was stirred for 5 minutes and then 5-chloro-2-(chloromethyl)pyridine (Sigma-Aldrich Chemical Company, Inc., St. Louis, MO, USA) (1.8 g, 11 mmol) was added as a solution in MeOH (10 mL). This mixture was stirred for 2 hours at room temperature and then it was concentrated to about half volume *in vacuo*. EtOAc and half saturated aqueous ammonium chloride were added, the layers were separated, and the aqueous layer was extracted with  
10 EtOAc. The combined organic layers were dried over anhydrous MgSO<sub>4</sub>, filtered, and concentrated *in vacuo* to give 2-(((3,5-bis(trifluoromethyl)phenyl)thio)methyl)-5-chloropyridine (**8a**) (4.1 g, 101% yield) as a solid. MS *m/z* = 372 [M+H]<sup>+</sup>. <sup>1</sup>H NMR (400 MHz, CDCl<sub>3</sub>) δ ppm 8.49 (d, *J* = 2.35 Hz, 1H) 7.75 (s, 2H) 7.61 - 7.65 (m, 2H) 7.32 (d, *J* = 8.08 Hz, 1H) 4.32 (s, 2H).

**Preparation of 2-(((3,5-bis(trifluoromethyl)phenyl)sulfonyl)methyl)-5-chloropyridine (8b).**

mCPBA (Sigma-Aldrich Chemical Company, Inc., St. Louis, MO, USA) (6.2 g, 28 mmol) was added to a solution of 2-(((3,5-bis(trifluoromethyl)phenyl)thio)methyl)-5-chloropyridine (**8a**) (4.1 g, 11 mmol) in DCM (40 mL) and the mixture was stirred for 2  
20 hours. Saturated aqueous sodium bicarbonate solution and DCM were added and the biphasic mixture was stirred vigorously until all solids were dissolved. The layers were separated and the organic layer was washed with saturated aqueous sodium bicarbonate solution, dried over anhydrous MgSO<sub>4</sub>, filtered, and concentrated *in vacuo* to give a mixture of 2-(((3,5-bis(trifluoromethyl)phenyl)sulfonyl)methyl)-5-chloropyridine (**8b**) and 2-(((3,5-bis(trifluoromethyl)phenyl)sulfonyl)methyl)-5-chloropyridine-N-oxide as a white solid, that  
25 was taken directly to the next step without further purification.

Iron powder (1.55 g, 27.9 mmol) and glacial acetic acid (5.4 mL, 93 mmol) were added to a suspension of 2-(((3,5-bis(trifluoromethyl)phenyl)sulfonyl)methyl)-5-chloropyridine (**8b**) and 2-(((3,5-bis(trifluoromethyl)phenyl)sulfonyl)methyl)-5-chloropyridine-N-oxide in EtOH (50 mL). This mixture was heated to 75 °C and then the  
30

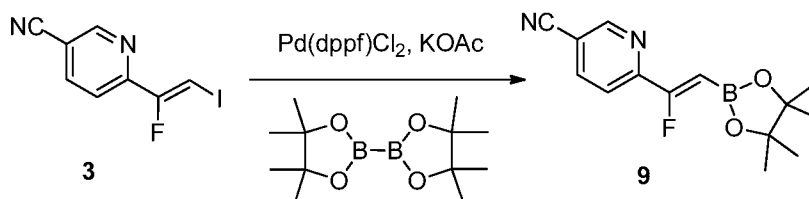
- 55 -

iron was removed by filtering through a pad of celite while still hot. The filtrate was concentrated *in vacuo* and then suspended in 1:1 EtOAc/heptane (15 mL). After cooling to 0 °C for 1 hour, the suspension was filtered and the collected solid was air dried to give 2-(((3,5-bis(trifluoromethyl)phenyl)sulfonyl)methyl)-5-chloropyridine (**8b**) (2.9 g, 78% yield for 2 steps) as a white solid. MS  $m/z$  = 404  $[M+H]^+$ .  $^1H$  NMR (400 MHz,  $CDCl_3$ )  $\delta$  ppm 8.31 (d,  $J$  = 2.35 Hz, 1H) 8.12 (s, 1H) 8.05 (s, 2H) 7.76 (d,  $J$  = 8.02 Hz, 1H) 7.50 (d,  $J$  = 8.41 Hz, 1H) 4.58 (s, 2H).

**Preparation of 2-(((3,5-bis(trifluoromethyl)phenyl)sulfonyl)fluoromethyl)-5-chloropyridine (**8**).**

LDA (Sigma-Aldrich Chemical Company, Inc., St. Louis, MO, USA) (2.0 M solution in THF/heptane/ethylbenzene, 3.78 mL) was added dropwise to a solution of 2-(((3,5-bis(trifluoromethyl)phenyl)sulfonyl)-methyl)-5-chloropyridine (**8b**) (2.91 g, 7.21 mmol) in THF (25 mL) at -78 °C. This mixture was stirred for 15 minutes before NFSI (Sigma-Aldrich Chemical Company, Inc., St. Louis, MO, USA) (2.39 g, 7.57 mmol) was added as a solid. This mixture was stirred at -78 °C for 30 minutes, then at room temperature for 30 minutes. The resulting suspension was partitioned between water and EtOAc. The layers were separated and the organic layer was dried over anhydrous  $MgSO_4$ , filtered, and concentrated *in vacuo* to give a solid. The solid was fused to silica gel and the product was purified by silica gel chromatography (0 to 20% EtOAc/heptane) to give 2-(((3,5-bis(trifluoromethyl)phenyl)sulfonyl)fluoromethyl)-5-chloropyridine (**8**) (2.3 g, 76% yield) as a white solid. MS  $m/z$  = 422  $[M+H]^+$ .  $^1H$  NMR (400 MHz,  $CDCl_3$ )  $\delta$  ppm 8.60 - 8.66 (m, 1H) 8.34 (s, 2H) 8.23 (s, 1H) 7.84 (d,  $J$  = 8.30 Hz, 1H) 7.56 (d,  $J$  = 8.22 Hz, 1H) 6.24 (d,  $J$  = 45.97 Hz, 1H).

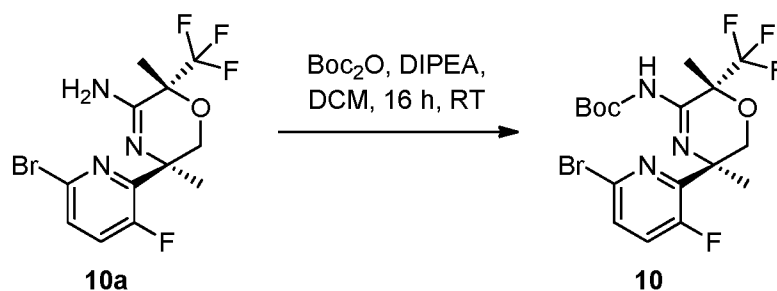
**Intermediate 9: (Z)-6-(1-fluoro-2-(4,4,5,5-tetramethyl-1,3,2-dioxaborolan-2-yl)vinyl)nicotinonitrile.**



- 56 -

A mixture of (Z)-6-(1-fluoro-2-iodovinyl)nicotinonitrile (**3**) (1.00 g, 3.65 mmol), KOAc (0.71 g, 7.30 mmol) and bis(pinacolato)diboron (1.39 g, 5.47 mmol) in 1,4-dioxane (20 mL) was purged with nitrogen for 10 minutes then treated with PdCl<sub>2</sub>(dppf)-CH<sub>2</sub>Cl<sub>2</sub> adduct (0.15 g, 0.18 mmol). The mixture was purged with nitrogen for 10 minutes then heated at 90 °C for 16 hours. After cooling to room temperature, the reaction mixture was filtered through a celite pad and washed with ethyl acetate (20 mL). The filtrate was evaporated under reduced pressure. The residue was purified by silica gel chromatography (20% to 30% EtOAc in hexane) to provide (Z)-6-(1-fluoro-2-(4,4,5,5-tetramethyl-1,3,2-dioxaborolan-2-yl)vinyl)nicotinonitrile (**9**) (0.50 g, 1.82 mmol, 50% yield) as an off-white solid. MS (ESI positive ion) m/z: not ionized. <sup>1</sup>H NMR (300 MHz, Chloroform-*d*) δ 8.99 – 8.63 (m, 1H), 8.20 – 7.84 (m, 1H), 7.73 (d, *J* = 8.2 Hz, 1H), 6.26 (d, *J* = 52.8 Hz, 1H), 1.37 – 1.27 (m, 12H). <sup>19</sup>F NMR (376 MHz, Chloroform-*d*) δ -112.82 (s).

**Intermediate 10:** *tert*-butyl ((2R, 5R)-5-(6-bromo-3-fluoropyridin-2-yl)-2, 5-dimethyl-2-(trifluoromethyl)-5,6-dihydro-2H-1,4-oxazin-3-yl)carbamate.



15

At 0 °C, a solution of (2R,5R)-5-(6-bromo-3-fluoropyridin-2-yl)-2,5-dimethyl-2-(trifluoromethyl)-5,6-dihydro-2H-1,4-oxazin-3-amine (**10a**, prepared according to the procedures reported in WO 2012095469 A1) (280 mg, 0.75 mmol) in DCM (10 mL) was treated with di-isopropylethylamine (0.53 mL, 3.03 mmol) followed by Boc-anhydride (0.44 mL, 1.89 mmol). After the reaction mixture was stirred at room temperature for 16 hours, it was partitioned between DCM (50 mL) and water (50 mL). Organic layer was dried over Na<sub>2</sub>SO<sub>4</sub> and concentrated under reduced pressure. The crude residue was purified by silica gel chromatography (0% to 10% ethyl acetate in hexanes) to provide compound **10** (280 mg, 79% yield) as an off-white solid. MS (ESI positive ion) m/z: 471.2 (M+H). <sup>1</sup>H NMR (400

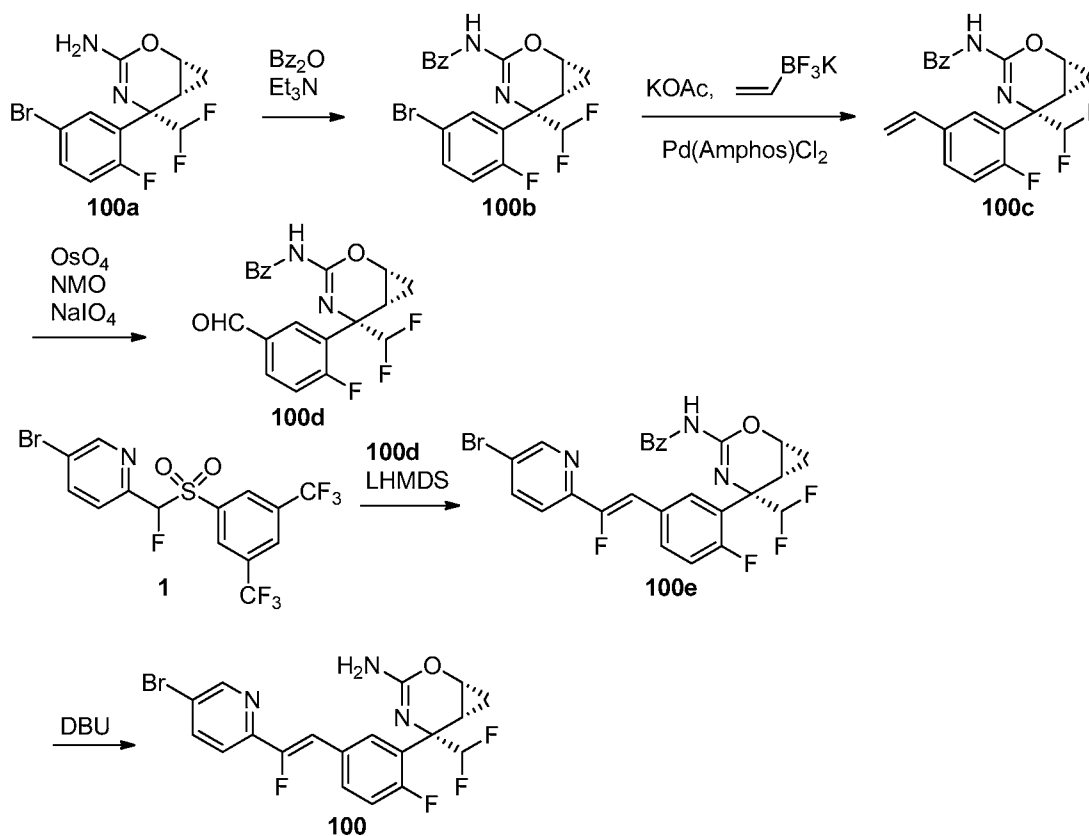
20

- 57 -

MHz, Chloroform-*d*)  $\delta$  11.25 (br. s, 1H), 7.48 (dd,  $J = 8.4, 3.1$  Hz, 1H), 7.35 (dd,  $J = 10.3, 8.4$  Hz, 1H), 4.26 (q,  $J = 12.1$  Hz, 2H), 1.63 – 1.49 (m, 15H).

## Examples

**Example 100: (1R,5S,6R)-5-(5-((Z)-2-(5-bromopyridin-2-yl)-2-fluorovinyl)-2-fluorophenyl)-5-(difluoromethyl)-2-oxa-4-azabicyclo[4.1.0]hept-3-en-3-amine.**



**Preparation of N-((1R,5S,6R)-5-(5-bromo-2-fluorophenyl)-5-(difluoromethyl)-2-oxa-4-azabicyclo[4.1.0]hept-3-en-3-yl)benzamide (100b).**

Triethylamine (1.00 mL, 7.16 mmol) was added to a solution of benzoic anhydride (1.24 mL, 6.56 mmol) and (1R,5S,6R)-5-(5-bromo-2-fluorophenyl)-5-(difluoromethyl)-2-oxa-4-azabicyclo[4.1.0]hept-3-en-3-amine (**100a**, prepared according to the procedures reported in WO 2014138484 A1) (2.0 g, 6.0 mmol) in DMF (12 mL). The mixture was stirred for 4 hours at room temperature; then water (50 mL) was added slowly. The resulting

- 58 -

suspension was stirred for 30 minutes, filtered, and the collected solid was washed with water several times and air dried to give **100b** (2.61 g, 99% yield) as a white solid. MS  $m/z$  = 439.0/441.0  $[M+H]^+$ .

**Preparation of N-((1R,5S,6R)-5-(difluoromethyl)-5-(2-fluoro-5-vinylphenyl)-2-oxa-4-azabicyclo[4.1.0]hept-3-en-3-yl)benzamide (100c).**

A mixture of N-((1R,5S,6R)-5-(5-bromo-2-fluorophenyl)-5-(difluoromethyl)-2-oxa-4-azabicyclo[4.1.0]hept-3-en-3-yl)benzamide (**100b**) (2.60 g, 5.92 mmol), potassium vinyltrifluoroborate (0.99 g, 7.4 mmol), 1,1-bis[(di-*t*-butyl-*p*-methylaminophenyl)palladium(II) chloride (0.21 g, 0.30 mmol), and potassium acetate (1.74 mg, 17.8 mmol) was dissolved in 3:1  $CH_3CN$ /water (20 mL) and sparged with argon for 5 minutes. The mixture was heated to 75 °C for 4 hours, and then cooled to room temperature. EtOAc and water were added, the layers were separated, and the organic layer was dried over magnesium sulfate, filtered, and concentrated *in vacuo* to give an oil. The oil was purified by silica gel chromatography (20% EtOAc/heptane) to give N-((1R,5S,6R)-5-(difluoromethyl)-5-(2-fluoro-5-vinylphenyl)-2-oxa-4-azabicyclo[4.1.0]hept-3-en-3-yl)benzamide (**100c**) (1.08 g, 47% yield) as a solid. MS  $m/z$  = 387.0  $[M+H]^+$ .  $^1H$  NMR (400 MHz,  $CDCl_3$ )  $\delta$  ppm 8.23 - 8.28 (m, 2H) 7.44 (s, 4H) 7.34 (dd,  $J$  = 7.63, 1.96 Hz, 1H) 7.08 - 7.19 (m, 1H) 6.54 - 6.66 (m, 1H) 6.39 (t,  $J$  = 54.60 Hz, 1H) 5.60 (d,  $J$  = 17.41 Hz, 1H) 5.20 (d,  $J$  = 10.96 Hz, 1H) 4.21 (td,  $J$  = 6.94, 2.93 Hz, 1H) 2.13 (dt,  $J$  = 9.34, 7.07 Hz, 1H) 1.68 - 1.77 (m, 1H) 1.16 - 1.27 (m, 1H). NH peak was not observed.  $^{19}F$  NMR (376 MHz,  $CDCl_3$ )  $\delta$  -113.38 (s, 1F), -126.49 (s, 2F).

**Preparation of N-((1R,5S,6R)-5-(difluoromethyl)-5-(2-fluoro-5-formylphenyl)-2-oxa-4-azabicyclo[4.1.0]hept-3-en-3-yl)benzamide (100d).**

Osmium tetroxide (2.5 wt. % solution in 2-methyl-2-propanol, 0.27 mL, 0.028 mmol) was added to a mixture of N-((1R,5S,6R)-5-(difluoromethyl)-5-(2-fluoro-5-vinylphenyl)-2-oxa-4-azabicyclo[4.1.0]hept-3-en-3-yl)benzamide (**100c**) (1.08 g, 2.80 mmol) and 4-methylmorpholine-4-oxide (0.66 g, 5.59 mmol) in THF (9 mL) and water (6 mL) at room temperature. The mixture was stirred for 4 hours, then sodium (meta)periodate (1.79 g, 8.39 mmol) was added. The resulting suspension was stirred for 1 hour, then partitioned between EtOAc and saturated aqueous sodium thiosulfate solution. The layers were

- 59 -

separated and the organic layer was washed with saturated aqueous sodium thiosulfate followed by brine, dried over magnesium sulfate, and concentrated *in vacuo* to give an oil. The oil was purified by silica gel chromatography (30 to 100% EtOAc/heptane) to give N-((1R,5S,6R)-5-(difluoromethyl)-5-(2-fluoro-5-formylphenyl)-2-oxa-4-azabicyclo[4.1.0]hept-3-en-3-yl)benzamide (**100d**) (1.03 g, 95% yield) as a white solid. MS  $m/z$  = 389.0  $[M+H]^+$ .  $^1H$  NMR (400 MHz,  $CDCl_3$ )  $\delta$  ppm 12.20 (br. s., 1H) 9.92 (s, 1H) 8.24 (br. s., 2H) 8.01 (td,  $J$  = 5.38, 2.54 Hz, 1H) 7.93 (br. s., 1H) 7.49 - 7.57 (m, 1H) 7.32 - 7.47 (m, 3H) 6.37 (t,  $J$  = 55.16 Hz, 1H) 4.28 (td,  $J$  = 6.75, 2.93 Hz, 1H) 2.10 - 2.20 (m, 1H) 1.74 (br. s., 1H) 1.22 - 1.32 (m, 1H).  $^{19}F$  NMR (376 MHz,  $CDCl_3$ )  $\delta$  -101.97 (s, 1F), -126.31 (s, 2F).

10 **Preparation of N-((1R,5S,6R)-5-(5-((Z)-2-(5-bromopyridin-2-yl)-2-fluorovinyl)-2-fluorophenyl)-5-(difluoromethyl)-2-oxa-4-azabicyclo[4.1.0]hept-3-en-3-yl)benzamide (100e).**

Lithium bis(trimethylsilyl)amide solution (1.0 M in THF, 1.60 mL) was added to a solution of N-((1R,5S,6R)-5-(difluoromethyl)-5-(2-fluoro-5-formylphenyl)-2-oxa-4-azabicyclo[4.1.0]hept-3-en-3-yl)benzamide (**100d**) (283 mg, 0.73 mmol) and 2-(((3,5-bis(trifluoromethyl)phenyl)sulfonyl)fluoromethyl)-5-bromopyridine (**1**) (442 mg, 0.95 mmol) in THF (3 mL) at room temperature. The mixture was stirred for 5 minutes, then DMSO (3 mL) was added. This mixture was stirred for 30 minutes. EtOAc and saturated aqueous ammonium chloride solution were then added. The layers were separated and the organic layer was washed with water (2 x), dried over magnesium sulfate, filtered, and concentrated *in vacuo* to give an oil that was purified by silica gel chromatography (20% EtOAc/heptane) to give **100e** (0.29 g, 71% yield, 7:3 mixture of olefin isomers) as a white solid. MS  $m/z$  = 560.0  $[M+H]^+$ .

25 **Preparation of (1R,5S,6R)-5-(5-((Z)-2-(5-bromopyridin-2-yl)-2-fluorovinyl)-2-fluorophenyl)-5-(difluoromethyl)-2-oxa-4-azabicyclo[4.1.0]hept-3-en-3-amine (100).**

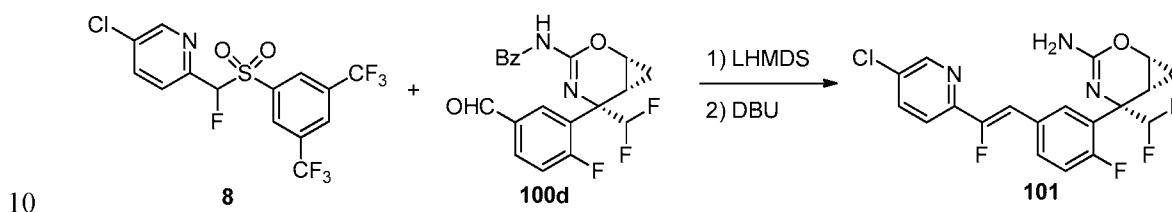
A mixture of N-((1R,5S,6R)-5-(5-((Z)-2-(5-bromopyridin-2-yl)-2-fluorovinyl)-2-fluorophenyl)-5-(difluoromethyl)-2-oxa-4-azabicyclo[4.1.0]hept-3-en-3-yl)benzamide (0.29 g, 7:3 mixture of olefin isomers, 0.51 mmol) and 1,8-diazabicyclo-[5.4.0]undec-7-ene (0.23 mL, 1.54 mmol) in MeOH (2.5 mL) was heated to 60 °C for 4 hours, then cooled to room temperature. The mixture was concentrated *in vacuo* and the resulting oil was purified by



- 60 -

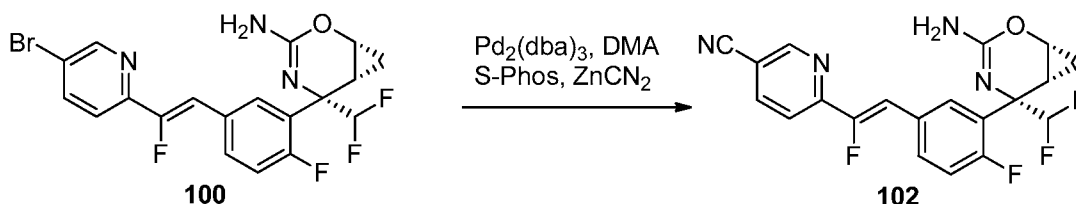
silica gel chromatography (0 to 50% EtOAc/DCM) to give (1R,5S,6R)-5-(5-((Z)-2-(5-bromopyridin-2-yl)-2-fluorovinyl)-2-fluorophenyl)-5-(difluoromethyl)-2-oxa-4-azabicyclo[4.1.0]hept-3-en-3-amine (**100**) (122 mg, 52% yield) as a yellow solid. MS  $m/z$  = 456.0  $[M+H]^+$ .  $^1H$  NMR (400 MHz,  $CDCl_3$ )  $\delta$  ppm 8.56 - 8.61 (m, 1H), 7.79 - 7.87 (m, 2H), 7.55 - 7.63 (m, 1H), 7.36 (dd,  $J$  = 8.41, 1.17 Hz, 1H), 7.06 (dd,  $J$  = 11.93, 8.41 Hz, 1H), 6.94 (d,  $J$  = 38.73 Hz, 1H), 6.23 (t,  $J$  = 55.20 Hz, 1H), 4.78 (br. s., 2H), 3.86 - 3.93 (m, 1H), 1.78 - 1.87 (m, 1H), 1.39 - 1.47 (m, 1H), 0.89 - 0.99 (m, 1H).

**Example 101: (1R,5S,6R)-5-(5-((Z)-2-(5-chloropyridin-2-yl)-2-fluorovinyl)-2-fluorophenyl)-5-(difluoromethyl)-2-oxa-4-azabicyclo[4.1.0]hept-3-en-3-amine.**



This compound (29 mg, 0.07 mmol, 32% yield for 2 steps) as a white solid was prepared in a fashion similar to that described for Example **100**, here starting with 2-(((3,5-bis(trifluoromethyl)phenyl)sulfonyl)fluoromethyl)-5-chloropyridine (**8**) (120 mg, 0.29 mmol) and aldehyde **100d** (85 mg, 0.22 mmol). MS  $m/z$  = 412.0  $[M+H]^+$ .  $^1H$  NMR (400 MHz, Chloroform- $d$ )  $\delta$  ppm 8.50 (d,  $J$  = 2.35 Hz, 1H), 7.84 (dd,  $J$  = 7.73, 2.05 Hz, 1H), 7.69 (dd,  $J$  = 8.41, 2.35 Hz, 1H), 7.57 - 7.64 (m, 1H), 7.44 (dd,  $J$  = 8.41, 1.17 Hz, 1H), 7.07 (dd,  $J$  = 11.93, 8.61 Hz, 1H), 6.95 (d,  $J$  = 38.93 Hz, 1H), 6.21 (t,  $J$  = 56.70 Hz, 1H), 4.67 (s, 2H), 3.91 (t,  $J$  = 5.48 Hz, 1H), 1.77 - 1.88 (m, 1H), 1.43 (br. s., 1H), 0.89 - 0.99 (m, 1H).

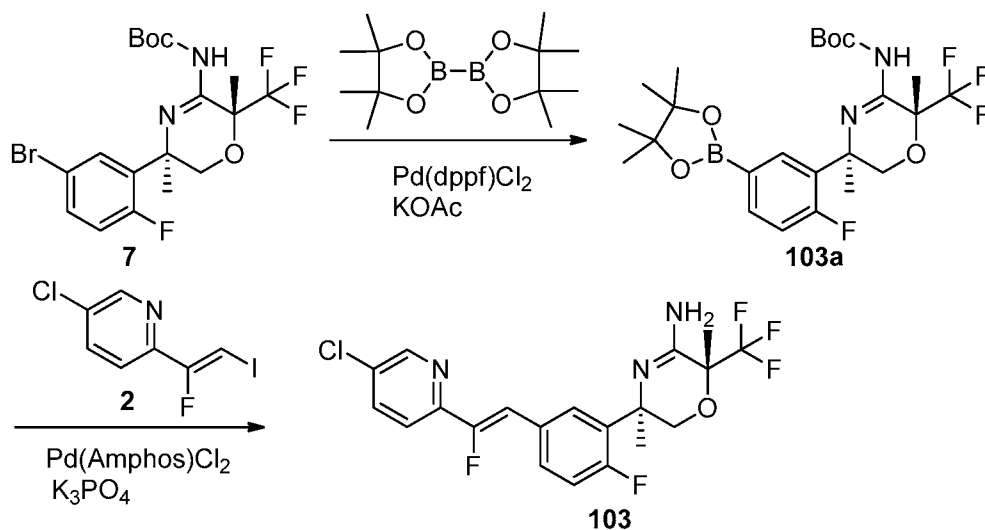
20 **Example 102: 6-((Z)-2-(3-((1R,5S,6R)-3-amino-5-(difluoromethyl)-2-oxa-4-azabicyclo[4.1.0]hept-3-en-5-yl)-4-fluorophenyl)-1-fluorovinyl)nicotinonitrile.**



- 61 -

Tris(dibenzylideneacetone)dipalladium (0) (8.0 mg, 8.2  $\mu$ mol) and S-Phos (7.0 mg, 16  $\mu$ mol) were mixed in DMA (0.25 mL) and then argon was bubbled through the solution for 5 minutes at 50 °C. This solution was added to a solution of zinc cyanide (14 mg, 0.12 mmol) and (1R,5S,6R)-5-(5-((Z)-2-(5-bromopyridin-2-yl)-2-fluorovinyl)-2-fluorophenyl)-5-(difluoromethyl)-2-oxa-4-azabicyclo[4.1.0]hept-3-en-3-amine (**100**) (75 mg, 0.16 mmol) in DMA (0.5 mL) under argon, and then this mixture was heated to 110 °C for 16 hours. The reaction was cooled to room temperature, diluted with EtOAc, washed with saturated aqueous sodium bicarbonate (2 x). The organic solution was dried over magnesium sulfate, filtered and concentrated *in vacuo* to give a solid. The solid was suspended in 1:1 DCM/heptane and cooled to 0 °C for 2 hours, then filtered to give 6-((Z)-2-(3-((1R,5S,6R)-3-amino-5-(difluoromethyl)-2-oxa-4-azabicyclo[4.1.0]hept-3-en-5-yl)-4-fluorophenyl)-1-fluorovinyl)nicotinonitrile (**102**) (33 mg, 50% yield) as an off-white solid. MS  $m/z$  = 403.0  $[M+H]^+$ .  $^1H$  NMR (400 MHz, DMSO- $d_6$ )  $\delta$  ppm 9.10 (d,  $J$  = 1.96 Hz, 1H) 8.46 (dd,  $J$  = 8.51, 2.15 Hz, 1H) 7.97 (dd,  $J$  = 7.73, 2.05 Hz, 1H) 7.78 - 7.89 (m, 2H) 7.25 - 7.39 (m, 2H) 6.20 (t,  $J$  = 55.90 Hz, 1H) 6.00 (s, 2H) 4.00 - 4.06 (m, 1H) 1.76 - 1.83 (m, 1H) 1.16 - 1.28 (m, 1H) 0.92 (dt,  $J$  = 9.39, 6.55 Hz, 1H).

**Example 103: (2R,5R)-5-(5-((Z)-2-(5-chloropyridin-2-yl)-2-fluorovinyl)-2-fluorophenyl)-2,5-dimethyl-2-(trifluoromethyl)-5,6-dihydro-2H-1,4-oxazin-3-amine.**



- 62 -

**Preparation of *tert*-butyl ((2R,5R)-5-(2-fluoro-5-(4,4,5,5-tetramethyl-1,3,2-dioxaborolan-2-yl)phenyl)-2,5-dimethyl-2-(trifluoromethyl)-5,6-dihydro-2H-1,4-oxazin-3-yl)carbamate (103a).**

A mixture of *tert*-butyl ((2R,5R)-5-(5-bromo-2-fluorophenyl)-2,5-dimethyl-2-(trifluoromethyl)-5,6-dihydro-2H-1,4-oxazin-3-yl)carbamate (**7**) (0.100 g, 0.213 mmol), bis(pinacolato)diboron (Sigma-Aldrich, St. Louis, MO, USA, 0.108 g, 0.426 mmol), potassium acetate (Sigma-Aldrich, St. Louis, MO, USA, 74 mg, 0.75 mmol), and 1,1'-bis(diphenylphosphino)ferrocene palladium(II) dichloride dichloromethane adduct (Strem Chemicals, Inc., Newburyport, MA, USA, 0.035 g, 0.043 mmol) in 1,4-dioxane (3 mL) was heated at 90 °C for 3 hours. The reaction mixture was then cooled to 23 °C, diluted with EtOAc/Heptane (1:1, 20 mL), and the solid was removed by filtration. The filtrate was concentrated and purified twice by silica gel chromatography (0 to 40% EtOAc in heptane then 0 to 30% EtOAc in heptane) to afford **103a** (0.042 g, 0.081 mmol, 38% yield). <sup>1</sup>H NMR (400 MHz, Chloroform-*d*) δ ppm 7.75 - 7.83 (m, 1H) 7.72 (d, *J* = 8.61 Hz, 1H) 7.11 (dd, *J* = 12.42, 7.92 Hz, 1H) 4.34 (d, *J* = 12.32 Hz, 1H) 4.09 (d, *J* = 4.89 Hz, 1H) 1.75 (s, 3H) 1.70 (br s, 3H) 1.56 (s, 9 H) 1.33 (s, 12H). NH peak was not observed.

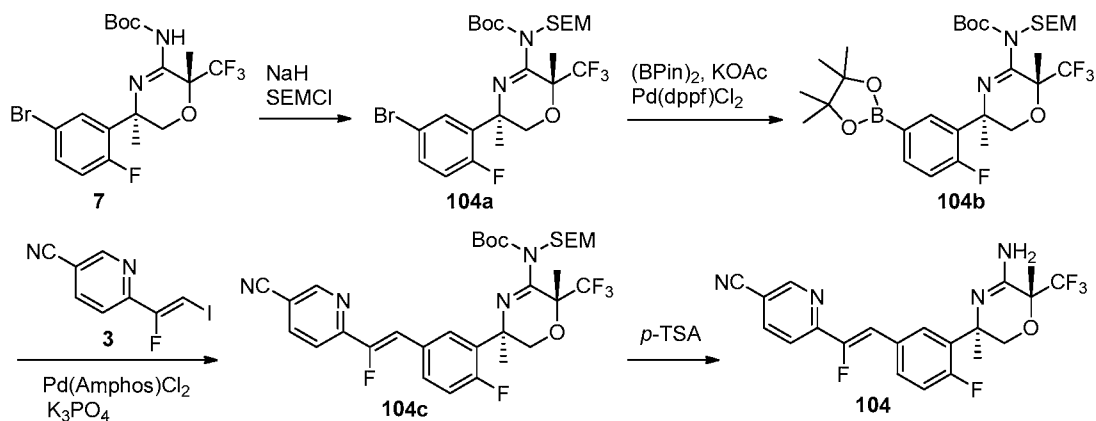
**Preparation of (2R,5R)-5-(5-((*Z*)-2-(5-chloropyridin-2-yl)-2-fluorovinyl)-2-fluorophenyl)-2,5-dimethyl-2-(trifluoromethyl)-5,6-dihydro-2H-1,4-oxazin-3-amine (103).**

*tert*-Butyl ((2R,5R)-5-(2-fluoro-5-(4,4,5,5-tetramethyl-1,3,2-dioxaborolan-2-yl)phenyl)-2,5-dimethyl-2-(trifluoromethyl)-5,6-dihydro-2H-1,4-oxazin-3-yl)carbamate (**103a**) (0.042 g, 0.081 mmol), (*Z*)-5-chloro-2-(1-fluoro-2-iodovinyl)pyridine (**7**) (0.025 g, 0.089 mmol), 1,1-bis[(di-*tert*-butyl-*p*-methylaminophenyl)]palladium(II) chloride (Sigma-Aldrich, St. Louis, MO, USA, 5.8 mg, 8.1 μmol) and potassium phosphate (Sigma-Aldrich, St. Louis, MO, USA, 0.028 g, 0.20 mmol) were combined in a vial, which was capped and then evacuated and backfilled with N<sub>2</sub> (x 3). Dioxane (0.5 mL) and water (0.1 mL) were added and the mixture heated to 80 °C for 18 hours. The mixture was then diluted with water and extracted with EtOAc. The organic solution was dried over MgSO<sub>4</sub>, and concentrated *in vacuo*. The residue was purified by silica gel chromatography (5 to 60% (3:1 EtOAc/EtOH) in heptane) to provide ((2R,5R)-5-(5-((*Z*)-2-(5-chloropyridin-2-yl)-2-fluorovinyl)-2-

- 63 -

fluorophenyl)-2,5-dimethyl-2-(trifluoromethyl)-5,6-dihydro-2H-1,4-oxazin-3-amine (**103**) (0.006 g, 17% yield) as an off-white oil. MS (ESI +)  $m/z$ :  $[M+1] = 446.1$ .  $^1\text{H}$  NMR (400 MHz, Chloroform- $d$ )  $\delta$  ppm 8.54 (d,  $J = 2.15$  Hz, 1H) 7.69 - 7.79 (m, 2H) 7.62 - 7.71 (m, 1H) 7.52 - 7.59 (m, 1H) 6.95 - 7.11 (m, 2H) 4.08 - 4.14 (m, 1H) 3.95 (d,  $J = 11.74$  Hz, 1H) 1.96 - 2.26 (m, 2H) 1.58 (s, 3H) 1.49 (s, 3H).  $^{19}\text{F}$  NMR (376 MHz, Chloroform- $d$ )  $\delta$  ppm -80.13 - -72.46 (m, 3F) -111.65 (d,  $J = 1.79$  Hz, 1F) -124.11 (s, 1F).

**Example 104: 6-((Z)-2-(3-((3R,6R)-5-amino-3,6-dimethyl-6-(trifluoromethyl)-3,6-dihydro-2H-1,4-oxazin-3-yl)-4-fluorophenyl)-1-fluorovinyl)nicotinonitrile.**



**10 Preparation of *tert*-butyl ((2R,5R)-5-(5-bromo-2-fluorophenyl)-2,5-dimethyl-2-(trifluoromethyl)-5,6-dihydro-2H-1,4-oxazin-3-yl)((2-(trimethylsilyl)ethoxy)methyl)carbamate (**104a**).**

To a heat-gun dried 50 mL round bottom flask charged with a stir bar was added sodium hydride (51 mg, 60 wt.% in mineral oil, 1.3 mmol) under a nitrogen atmosphere. *tert*-Butyl ((2R,5R)-5-(5-bromo-2-fluorophenyl)-2,5-dimethyl-2-(trifluoromethyl)-5,6-dihydro-2H-1,4-oxazin-3-yl)carbamate (**7**) (0.50 g, 1.1 mmol) was then added as a cold solution (0 °C) in THF (5.33 mL). The flask was warmed to room temperature, stirred for 10 minutes and then cooled back to 0 °C, at which point 2-(trimethylsilyl)ethoxymethyl chloride (0.19 mL, 1.1 mmol) was added via a syringe. The mixture was slowly warmed to room temperature and allowed to stir for 12 hours. The reaction was incomplete by LCMS. The reaction mixture was treated with 2-(trimethylsilyl)ethoxymethyl chloride (0.09 mL) and heated to 40 °C for 3 hours. It was cooled to room temperature, quenched with sat'd aqueous

- 64 -

NH<sub>4</sub>Cl, and extracted with EtOAc (3 x). The organic solution was washed with brine, dried over MgSO<sub>4</sub>, and concentrated. The residue was purified by silica gel chromatography (0 to 10 % EtOAc in heptane) to afford **104a** (0.14 g, 22% yield). MS (ESI +) m/z: [M+H]<sup>+</sup> = 599.2/601.2.

5 **Preparation of *tert*-butyl ((2R,5R)-5-(2-fluoro-5-(4,4,5,5-tetramethyl-1,3,2-dioxaborolan-2-yl)phenyl)-2,5-dimethyl-2-(trifluoromethyl)-5,6-dihydro-2H-1,4-oxazin-3-yl)((2-(trimethylsilyl)ethoxy)methyl)carbamate (104b).**

Boronic ester **104b** (82 mg, 54% yield) was prepared as an off-white amorphous solid in a manner analogous to that employed for the preparation of boronic ester **103a**, here using *tert*-butyl ((2R,5R)-5-(5-bromo-2-fluorophenyl)-2,5-dimethyl-2-(trifluoromethyl)-5,6-dihydro-2H-1,4-oxazin-3-yl)((2-(trimethylsilyl)ethoxy)methyl)carbamate (**104a**) (0.14 g, 0.23 mmol), bis(pinacolato)diboron (Sigma-Aldrich, St. Louis, MO, USA, 0.12 g, 0.47 mmol), potassium acetate (Sigma-Aldrich, St. Louis, MO, USA, 69 mg, 0.70 mmol), and 1,1'-bis(diphenylphosphino)ferrocene palladium(II) dichloride dichloromethane adduct (Strem Chemicals, Inc., Newburyport, MA, USA) (0.010 g, 0.012 mmol) as starting materials. MS (ESI +) m/z: [M+H-Boc] = 547.3. <sup>19</sup>F NMR (376 MHz, Chloroform-*d*) δ ppm - 79.98 - -74.42 (m, 3F) -105.61 (s, 1F) -107.77 (s, 1F).

**Preparation of 6-((Z)-2-(3-((3R,6R)-5-amino-3,6-dimethyl-6-(trifluoromethyl)-3,6-dihydro-2H-1,4-oxazin-3-yl)-4-fluorophenyl)-1-fluorovinyl)nicotinonitrile (104).**

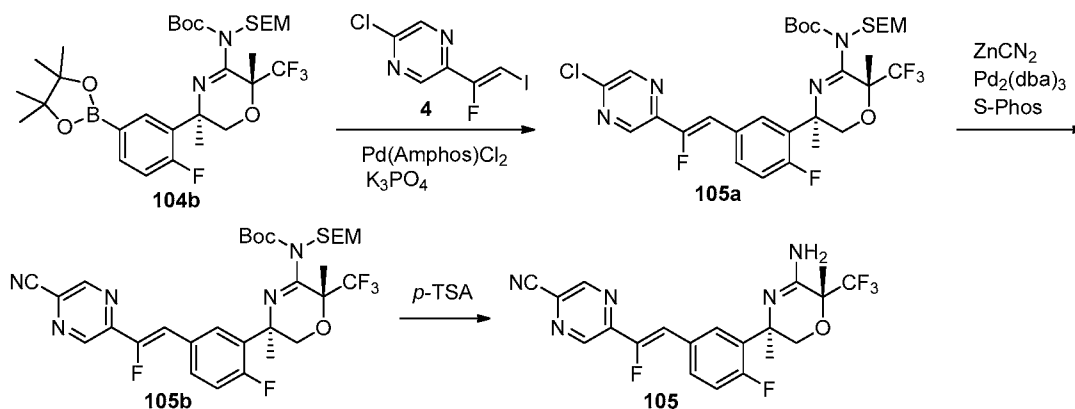
20 Intermediate **104c** (0.43 g, 0.64 mmol, 62% yield) as an off-white solid was prepared via a cross-coupling reaction analogous to that employed for the preparation of Example **103**, here using boronic ester **104b** (0.67 g, 1.0 mmol), potassium phosphate (Sigma-Aldrich, St. Louis, MO, USA, 0.35 g, 2.6 mmol), (Z)-6-(1-fluoro-2-iodovinyl)nicotinonitrile (**3**) (0.31 g, 1.1 mmol), 1,1-bis[(di-*t*-butyl-*p*-methylaminophenyl)palladium(II) chloride (Sigma-Aldrich, St. Louis, MO, USA, 0.073 g, 0.10 mmol) as starting materials. MS (ESI +) m/z: [M+H-Boc]<sup>+</sup> = 567.3.

A solution of **104c** (0.43 g, 0.65 mmol) and *p*-toluenesulfonic acid monohydrate (0.37 g, 1.9 mmol) in 1,4-dioxane (3.4 mL) was heated at 85 °C for 2 hours. This mixture was quenched with sat'd aqueous NaHCO<sub>3</sub>, extracted with EtOAc, dried over MgSO<sub>4</sub>, and concentrated. The crude mixture was purified on a silica gel column (10 - 20% (3:1

- 65 -

EtOAc/EtOH) in heptane) to give 6-((Z)-2-(3-((3R,6R)-5-amino-3,6-dimethyl-6-(trifluoromethyl)-3,6-dihydro-2H-1,4-oxazin-3-yl)-4-fluorophenyl)-1-fluorovinyl)nicotinonitrile (**104**) (0.04 g, 14% yield) as an off-white amorphous solid. MS (ESI +)  $m/z$ :  $[M+H]^+ = 437.1$ .  $^1H$  NMR (400 MHz, Chloroform-*d*)  $\delta$  ppm 8.84 (d,  $J = 1.17$  Hz, 1H) 8.03 (dd,  $J = 8.31, 2.05$  Hz, 1H) 7.81 (dd,  $J = 7.82, 2.15$  Hz, 1H) 7.64 - 7.74 (m, 2H) 7.18 - 7.33 (m, 1H) 7.20 (s, 1H) 7.10 (dd,  $J = 11.74, 8.41$  Hz, 1H) 3.97 - 4.14 (m, 2H) 1.59 (s, 3H) 1.51 (s, 3H). One NH proton was not observed.  $^{19}F$  NMR (376 MHz, Chloroform-*d*)  $\delta$  ppm -77.28 - -72.62 (m, 3F) -110.12 (br s, 1F) -125.61 (d,  $J = 38.74$  Hz, 1F).

**Example 105: 5-((Z)-2-(3-((3R,6R)-5-amino-3,6-dimethyl-6-(trifluoromethyl)-3,6-dihydro-2H-1,4-oxazin-3-yl)-4-fluorophenyl)-1-fluorovinyl)pyrazine-2-carbonitrile.**



**Preparation of *tert*-butyl ((2R,5R)-5-(5-((Z)-2-(5-chloropyrazin-2-yl)-2-fluorovinyl)-2-fluorophenyl)-2,5-dimethyl-2-(trifluoromethyl)-5,6-dihydro-2H-1,4-oxazin-3-yl)((2-(trimethylsilyl)ethoxy)methyl)carbamate (**105a**).**

This compound (0.62 g, 56% yield) as a yellow oil was prepared using a cross-coupling reaction similar to that described for the synthesis of Example **103**, here using potassium phosphate (0.56 g, 4.1 mmol), (Z)-2-chloro-5-(1-fluoro-2-iodovinyl)pyrazine (**4**) (0.51 g, 1.8 mmol), 1,1-bis[(di-*tert*-butyl-*p*-methylaminophenyl]palladium(II) chloride (0.12 g, 0.16 mmol), and boronic ester **104b** (1.06 g, 1.64 mmol) as starting materials. MS (ESI +)  $m/z$ :  $[M+H-Boc]^+ = 577.1$ .  $^1H$  NMR (400 MHz, Chloroform-*d*)  $\delta$  ppm 8.66 (s, 1H) 8.53 - 8.60 (m, 1H) 7.74 (ddd,  $J = 8.41, 4.60, 2.05$  Hz, 1H) 7.57 - 7.65 (m, 1H) 7.12 - 7.21 (m, 1H) 6.98 - 7.12 (m, 1H) 5.07 (d,  $J = 10.76$  Hz, 1H) 4.35 (d,  $J = 10.76$  Hz, 1H) 4.23 - 4.28 (m,

- 66 -

1H) 3.82 (d,  $J = 12.32$  Hz, 1H) 3.49 - 3.62 (m, 2H) 1.96 (s, 3H) 1.75 (s, 3H) 1.52 - 1.63 (m, 2H) 1.50 (s, 9 H) -0.01 - 0.01 (m, 9 H).

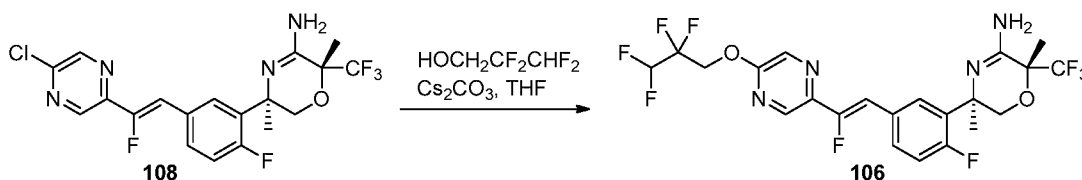
**Preparation of 5-((Z)-2-(3-((3R,6R)-5-amino-3,6-dimethyl-6-(trifluoromethyl)-3,6-dihydro-2H-1,4-oxazin-3-yl)-4-fluorophenyl)-1-fluorovinyl)pyrazine-2-carbonitrile (105).**

A vial was charged with *tert*-butyl ((2R,5R)-5-(5-((Z)-2-(5-chloropyrazin-2-yl)-2-fluorovinyl)-2-fluorophenyl)-2,5-dimethyl-2-(trifluoromethyl)-5,6-dihydro-2H-1,4-oxazin-3-yl)((2-(trimethylsilyl)ethoxy)methyl)carbamate (**105a**) (0.072 g, 0.11 mmol), zinc cyanide (Sigma-Aldrich, St. Louis, MO, USA, 0.037 g, 0.32 mmol), 2-(dicyclohexylphosphino)-2',6'-dimethoxy-1,1'-biphenyl (Sigma-Aldrich, St. Louis, MO, USA, 0.013 g, 0.032 mmol), tris(dibenzylideneacetone)dipalladium (0) (Strem Chemicals, Inc., Newburyport, MA, USA, 0.015 g, 0.016 mmol), and N, N-dimethylacetamide (1.0 mL). The vial was evacuated and backfilled with nitrogen. The mixture was heated at 100 °C for 2 hours. The mixture was cooled, filtered through a pad of celite and the cake washed with EtOAc (2 mL). The filtrate was washed with water (5 mL) and brine (5 mL), dried over Na<sub>2</sub>SO<sub>4</sub> and concentrated *in vacuo*. The resulting crude residue was purified by silica gel chromatography (0 to 15% gradient of EtOAc in heptane) to provide *tert*-butyl ((2R,5R)-5-(5-((Z)-2-(5-cyanopyrazin-2-yl)-2-fluorovinyl)-2-fluorophenyl)-2,5-dimethyl-2-(trifluoromethyl)-5,6-dihydro-2H-1,4-oxazin-3-yl)((2-(trimethylsilyl)ethoxy)methyl)carbamate (**105b**) (0.052 g, 73% yield) as a yellow solid.

5-((Z)-2-(3-((3R,6R)-5-Amino-3,6-dimethyl-6-(trifluoromethyl)-3,6-dihydro-2H-1,4-oxazin-3-yl)-4-fluorophenyl)-1-fluorovinyl)pyrazine-2-carbonitrile (Example **105**) (3.9 mg, 35% yield) as an off-white solid was prepared in a manner similar to that described for Example **104**, here starting with *p*-toluenesulfonic acid monohydrate (15 mg, 0.076 mmol) and **105b** (17 mg). MS (ESI +)  $m/z$ :  $[M+H]^+ = 438.1$ . <sup>1</sup>H NMR (400 MHz, Chloroform-*d*)  $\delta$  ppm 9.53 - 9.64 (m, 1H) 8.96 (s, 1H) 8.82 - 8.86 (m, 1H) 7.99 (br s, 1H) 7.84 (dd,  $J = 7.92$ , 2.25 Hz, 1H) 7.69 (ddd,  $J = 8.46$ , 4.65, 2.35 Hz, 1H) 7.18 - 7.32 (m, 1H) 7.11 (dd,  $J = 11.64$ , 8.51 Hz, 1H) 3.99 - 4.11 (m, 2H) 1.58 (d,  $J = 0.98$  Hz, 3H) 1.50 (s, 3H). <sup>19</sup>F NMR (376 MHz, Chloroform-*d*)  $\delta$  ppm -77.43-75.02 (m, 3F) -108.90 (d,  $J = 2.38$  Hz, 1F) -128.86 - -127.80 (m, 1F).

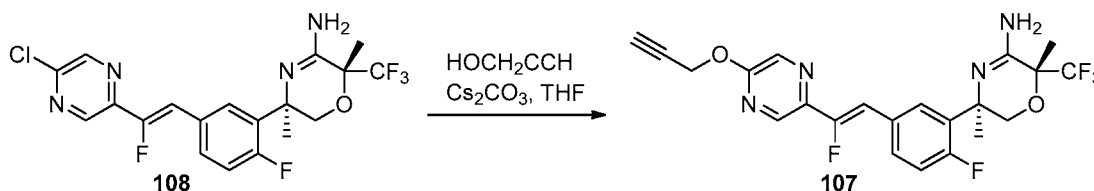
- 67 -

**Example 106: (2R,5R)-5-(2-fluoro-5-((Z)-2-fluoro-2-(5-(2,2,3,3-tetrafluoropropoxy)pyrazin-2-yl)vinyl)phenyl)-2,5-dimethyl-2-(trifluoromethyl)-5,6-dihydro-2H-1,4-oxazin-3-amine.**



5 A flask was charged with 2,2,3,3-tetrafluoropropanol (Sigma-Aldrich, St. Louis, MO, USA, 0.09 mL, 0.67 mmol), cesium carbonate (130 mg, 0.40 mmol) and (2R,5R)-5-(5-((Z)-2-(5-chloropyrazin-2-yl)-2-fluorovinyl)-2-fluorophenyl)-2,5-dimethyl-2-(trifluoromethyl)-5,6-dihydro-2H-1,4-oxazin-3-amine (**108**) (0.060 g, 0.13 mmol) and THF (2.69 mL). The mixture was heated to 50 °C and reaction progress monitored by LCMS. Upon consumption of the starting material, the mixture was filtered through a pad of celite, concentrated and purified by silica gel chromatography using a gradient of EtOAc/EtOH (3:1) in heptane (0 to 50%) to afford Example **106** (58 mg, 80% yield) as an off-white solid. MS (ESI +)  $m/z$ :  $[M+H]^+ = 543.2$ .  $^1\text{H}$  NMR (400 MHz, Chloroform- $d$ )  $\delta$  ppm 8.37 (s, 1H) 8.30 (s, 1H) 7.75 (dd,  $J = 7.82, 2.15$  Hz, 1H) 7.60 - 7.69 (m, 1H) 7.06 (dd,  $J = 11.74, 8.61$  Hz, 1H) 6.80 - 6.97 (m, 1H) 5.84 - 6.17 (m, 1H) 4.81 (t,  $J = 12.62$  Hz, 2H) 3.92 - 4.13 (m, 2H) 1.57 (s, 3H) 1.46 - 1.52 (m, 3H).  $\text{NH}_2$  peak was not observed.

**Example 107: (2R,5R)-5-(2-fluoro-5-((Z)-2-fluoro-2-(5-(prop-2-yn-1-yloxy)pyrazin-2-yl)vinyl)phenyl)-2,5-dimethyl-2-(trifluoromethyl)-5,6-dihydro-2H-1,4-oxazin-3-amine.**



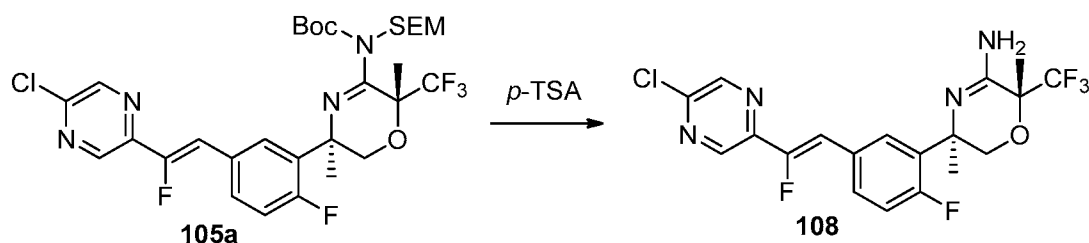
20 This compound (32 mg, 50% yield) as an off-white solid was prepared via a protocol analogous to that employed in the synthesis of Example **106**, here using Example **108** (62 mg, 0.14 mmol), cesium carbonate (136 mg, 0.410 mmol) and propargyl alcohol (Sigma-Aldrich, St. Louis, MO, USA, 39 mg, 0.69 mmol) as starting materials. MS (ESI +)  $m/z$ :  $[M+H]^+ = 467.2$ .  $^1\text{H}$  NMR (400 MHz, Chloroform- $d$ )  $\delta$  ppm 8.37 (s, 1H) 8.25 (s, 1H) 7.74



- 68 -

(dd,  $J = 7.82, 2.15$  Hz, 1H) 7.53 - 7.66 (m, 1H) 7.05 (dd,  $J = 11.83, 8.51$  Hz, 1H) 6.72 - 6.93 (m, 1H) 5.03 (d,  $J = 2.35$  Hz, 2H) 4.21 - 4.86 (m, 1H) 3.89 - 4.12 (m, 2H) 2.47 - 2.59 (m, 1H) 1.57 (s, 3H) 1.45 - 1.53 (m, 3H) 1.45 - 1.53 (m, 1H).

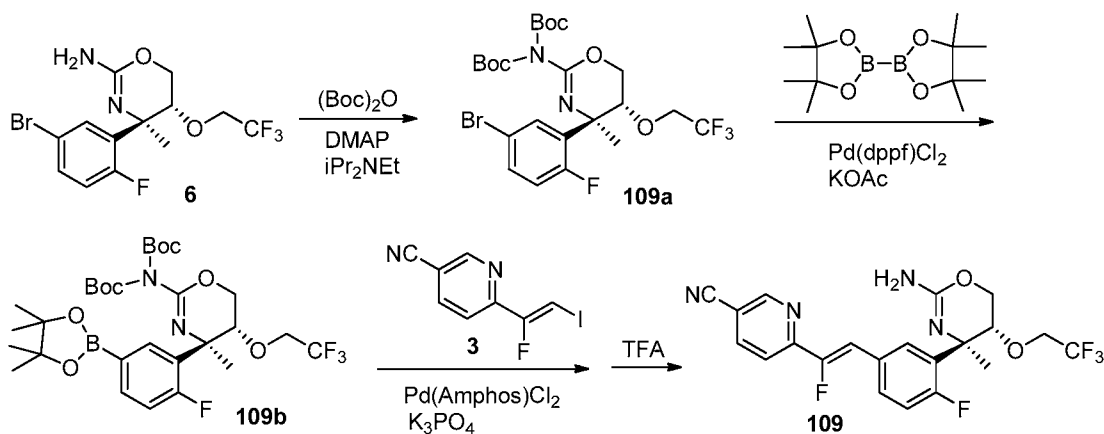
**Example 108: (2R,5R)-5-(5-((Z)-2-(5-chloropyrazin-2-yl)-2-fluorovinyl)-2-fluorophenyl)-2,5-dimethyl-2-(trifluoromethyl)-5,6-dihydro-2H-1,4-oxazin-3-amine.**



This compound (165 mg, 72% yield) as an off-white solid was prepared in a manner similar to that described for the synthesis of Example 105, here using 105a (0.35 mg, 0.52 mmol) and p-toluenesulfonic acid monohydrate (295 mg, 1.55 mmol) as starting materials.

MS (ESI +)  $m/z$ :  $[M+H]^+ = 447.0$ .  $^1\text{H}$  NMR (400 MHz, Chloroform- $d$ )  $\delta$  ppm 8.64 (s, 1H) 8.55 (s, 1H) 7.80 - 7.91 (m, 1H) 7.61 - 7.72 (m, 1H) 6.97 - 7.13 (m, 3H) 5.33 (br s, 1H) 3.99 (d,  $J = 8.61$  Hz, 1H) 3.70 - 3.78 (m, 1H) 1.61 (s, 3H) 1.60 (s, 2H) 1.59 - 1.60 (m, 1H).  $^{19}\text{F}$  NMR (376 MHz, Chloroform- $d$ )  $\delta$  ppm -75.00 (s, 3F) -75.90 (br s, 1F) -110.86 (d,  $J = 115.63$  Hz, 1F).

**Example 109: 6-((Z)-2-(3-((4R,5R)-2-amino-4-methyl-5-(2,2,2-trifluoroethoxy)-5,6-dihydro-4H-1,3-oxazin-4-yl)-4-fluorophenyl)-1-fluorovinyl)nicotinonitrile.**



**Preparation of di-Boc-(4R,5R)-4-(5-bromo-2-fluorophenyl)-4-methyl-5-(2,2,2-trifluoroethoxy)-5,6-dihydro-4H-1,3-oxazin-2-amine (109a).**

A mixture of (4R,5R)-4-(5-bromo-2-fluorophenyl)-4-methyl-5-(2,2,2-trifluoroethoxy)-5,6-dihydro-4H-1,3-oxazin-2-amine (**6**) (2.39 g, 6.21 mmol), di-*tert*-butyl dicarbonate (3.39 g, 15.5 mmol), N,N-dimethylpyridin-4-amine (0.379 g, 3.10 mmol), and N-ethyl-N-isopropylpropan-2-amine (3.24 mL, 18.6 mmol) in DCM (25 mL) was stirred at room temperature overnight. The mixture was concentrated *in vacuo* and purified by silica gel chromatography (0 - 100% EtOAc in hexanes) to give **109a** (2.89 g, 80% yield) as a white solid. MS  $m/z$  = 585/587  $[M+H]^+$ .  $^1H$  NMR (400 MHz, Chloroform-*d*)  $\delta$  7.66 (dd,  $J$  = 2.54, 7.04 Hz, 1H), 7.36-7.45 (m, 1H), 6.95 (dd,  $J$  = 8.71, 11.84 Hz, 1H), 4.25 (dd,  $J$  = 2.84, 12.03 Hz, 1H), 4.15 (s, 1H), 4.01 (q,  $J$  = 8.41 Hz, 2H), 3.86 (d,  $J$  = 11.74 Hz, 1H), 1.67 (s, 3H), 1.51-1.61 (m, 18H).

**Preparation of 6-((Z)-2-(3-((4R,5R)-2-amino-4-methyl-5-(2,2,2-trifluoroethoxy)-5,6-dihydro-4H-1,3-oxazin-4-yl)-4-fluorophenyl)-1-fluorovinyl)nicotinonitrile (109).**

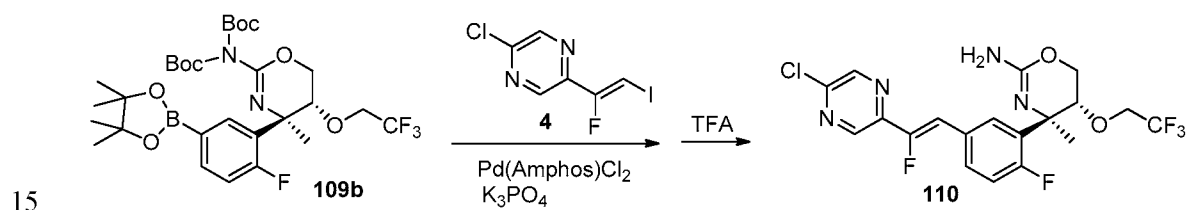
A mixture of di-Boc-(4R,5R)-4-(5-bromo-2-fluorophenyl)-4-methyl-5-(2,2,2-trifluoroethoxy)-5,6-dihydro-4H-1,3-oxazin-2-amine (**109a**) (2.06 g, 3.52 mmol), bis(pinacolato)diboron (1.16 g, 4.57 mmol), potassium acetate (1.38 g, 14.1 mmol) and 1,4-dioxane (30 mL) was purged with argon, then [1,1'-bis(diphenylphosphino)ferrocene]-dichloropalladium(II) complex with DCM (0.17 g, 0.21 mmol) was added. The mixture was heated at 90 °C for 1 hour. It was filtered through celite and the cake was washed with EtOAc. The filtrate was concentrated *in vacuo* to give boronic ester **109b** which was used in next step without purification. MS  $m/z$  = 633  $[M+H]^+$ .

A mixture of the boronic ester **109b** (0.10 g, 0.16 mmol), (Z)-6-(1-fluoro-2-iodovinyl)nicotinonitrile (**3**) (65 mg, 0.24 mmol), potassium phosphate (0.10 g, 0.47 mmol), bis(di-*tert*-butyl(4-dimethylaminophenyl)phosphine)dichloropalladium(II) (0.011 g, 0.016 mmol), 1,4-dioxane (1.4 mL) and water (0.2 mL) was purged with argon, then the vial was sealed and heated at 80 °C for 1 hour. The mixture was diluted with water and extracted with EtOAc. The organic solution was dried over Na<sub>2</sub>SO<sub>4</sub>, and concentrated *in vacuo*. The crude was purified by silica gel chromatography (0 - 50% EtOAc in heptane) to give *tert*-butyl ((4R,5R)-4-(5-((Z)-2-(5-cyanopyridin-2-yl)-2-fluorovinyl)-2-fluorophenyl)-4-methyl-5-(2,2,2-trifluoroethoxy)-5,6-dihydro-4H-1,3-oxazin-2-yl)carbamate as an off-white solid. MS

- 70 -

m/z = 453.2 [M+H]<sup>+</sup>. The off-white solid was treated with DCM (2 mL) and TFA (1 mL) and stirred at room temperature for 30 minutes. The mixture was concentrated *in vacuo* and the residue was partitioned between EtOAc and saturated aqueous Na<sub>2</sub>CO<sub>3</sub>. The organic solution was dried over Na<sub>2</sub>SO<sub>4</sub>, and concentrated *in vacuo*. The crude was purified by silica gel chromatography (0 to 100% EtOAc/EtOH (3/1 v/v) in heptane) to provide 6-((Z)-2-(3-  
 5 ((4R,5R)-2-amino-4-methyl-5-(2,2,2-trifluoroethoxy)-5,6-dihydro-4H-1,3-oxazin-4-yl)-4-fluorophenyl)-1-fluorovinyl)nicotinonitrile (**109**) as a white solid (56 mg, 78% yield). MS m/z = 453.2 [M+H]<sup>+</sup>. <sup>1</sup>H NMR (400 MHz, Chloroform-*d*) δ 8.84 (s, 1H), 8.03 (d, *J* = 8.41 Hz, 1H), 7.66-7.80 (m, 3H), 7.25 (d, *J* = 38.15 Hz, 1H), 7.09 (dd, *J* = 8.41, 11.74 Hz, 1H),  
 10 3.99-4.22 (m, 4H), 3.80 (d, *J* = 11.93 Hz, 1H), 1.67 (s, 3H). NH<sub>2</sub> was not clear in NMR. <sup>19</sup>F NMR (376 MHz, Chloroform-*d*) δ -74.32 (t, *J* = 8.24 Hz, 3F), -109.17 (br. s., 1F), -124.83 (d, *J* = 36.41 Hz, 1F).

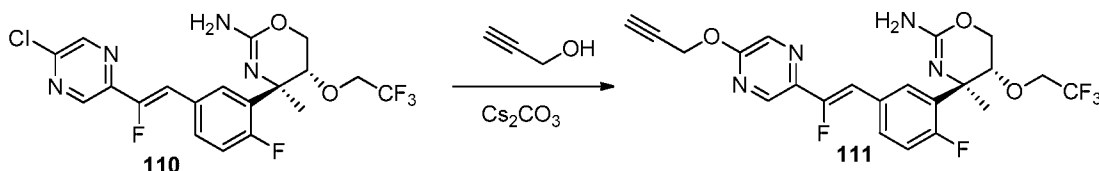
**Example 110: (4R,5R)-4-(5-((Z)-2-(5-chloropyrazin-2-yl)-2-fluorovinyl)-2-fluorophenyl)-4-methyl-5-(2,2,2-trifluoroethoxy)-5,6-dihydro-4H-1,3-oxazin-2-amine.**



This compound (0.38 g, 52% overall yield) as an off-white solid was prepared in a fashion similar to that described for Example **109**, here starting with (Z)-2-chloro-5-(1-fluoro-2-iodovinyl)pyrazine (**4**) (0.67 g, 2.37 mmol) and boronic ester **109b** (1.00 g, 1.58  
 20 mmol). MS m/z = 463 [M+H]<sup>+</sup>. <sup>1</sup>H NMR (400 MHz, Chloroform-*d*) δ 8.63 (s, 1H), 8.55 (s, 1H), 7.65-7.77 (m, 2H), 6.94-7.16 (m, 2H), 4.19 (s, 1H), 3.98-4.16 (m, 3H), 3.79 (d, *J* = 11.74 Hz, 1H), 1.66 (s, 3H). NH<sub>2</sub> was not clear in NMR. <sup>19</sup>F NMR (376 MHz, Chloroform-*d*) δ -74.33 (t, *J* = 8.67 Hz, 3F), -109.52 (br. s., 1F), -126.15 (d, *J* = 39.01 Hz, 1F).

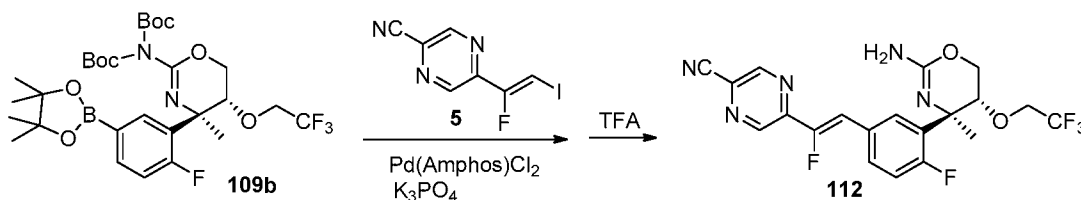
- 71 -

**Example 111: (4R,5R)-4-(2-fluoro-5-((Z)-2-fluoro-2-(5-(prop-2-yn-1-yloxy)pyrazin-2-yl)vinyl)phenyl)-4-methyl-5-(2,2,2-trifluoroethoxy)-5,6-dihydro-4H-1,3-oxazin-2-amine.**



A mixture of (4R,5R)-4-(5-((Z)-2-(5-chloropyrazin-2-yl)-2-fluorovinyl)-2-fluorophenyl)-4-methyl-5-(2,2,2-trifluoroethoxy)-5,6-dihydro-4H-1,3-oxazin-2-amine (**110**) (60 mg, 0.13 mmol), cesium carbonate (130 mg, 0.39 mmol), and propargyl alcohol (TCI America, Portland, OR, USA) (38  $\mu$ L, 0.65 mmol) in THF (1.5 mL) was stirred at room temperature overnight. The mixture was diluted with water and extracted with EtOAc. The organic solution was dried over Na<sub>2</sub>SO<sub>4</sub>, and concentrated in vacuo. The crude was purified by silica gel chromatography (0 - 100% EtOAc/EtOH (3/3 v/v) in heptane) to afford the title compound (52 mg, 83% yield) as an off-white solid. MS  $m/z$  = 483 [M+H]<sup>+</sup>. <sup>1</sup>H NMR (400 MHz, Chloroform-*d*)  $\delta$  8.39 (s, 1H), 8.26 (s, 1H), 7.68 (d,  $J$  = 7.24 Hz, 2H), 7.05 (dd,  $J$  = 8.90, 11.64 Hz, 1H), 6.76-6.92 (m, 1H), 5.04 (d,  $J$  = 2.35 Hz, 2H), 4.18 (s, 1H), 4.00-4.13 (m, 3H), 3.79 (d,  $J$  = 11.74 Hz, 1H), 2.49-2.57 (m, 1H), 1.65 (s, 3H). NH<sub>2</sub> was not clear in NMR. <sup>19</sup>F NMR (376 MHz, Chloroform-*d*)  $\delta$  -74.34 (t,  $J$  = 8.67 Hz, 3F), -110.92 (br. s., 1F), -125.16 (d,  $J$  = 39.88 Hz, 1F).

**Example 112: 5-((Z)-2-(3-((4R,5R)-2-amino-4-methyl-5-(2,2,2-trifluoroethoxy)-5,6-dihydro-4H-1,3-oxazin-4-yl)-4-fluorophenyl)-1-fluorovinyl)pyrazine-2-carbonitrile.**

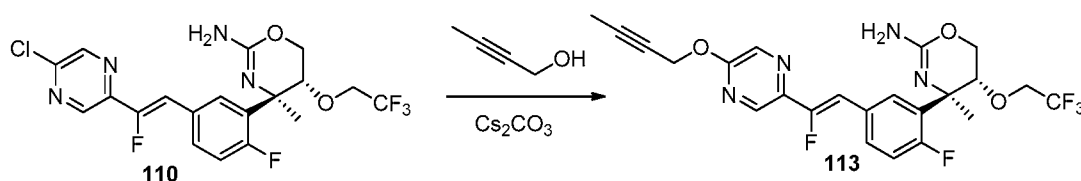


This compound (45 mg, 62% overall yield) as an off-white solid was prepared in a fashion similar to that described for Example **109**, here starting with (Z)-5-(1-fluoro-2-iodovinyl)pyrazine-2-carbonitrile (**5**) (65 mg, 0.23 mmol) and boronic ester **109b** (100 mg, 0.16 mmol). MS  $m/z$  = 454 [M+H]<sup>+</sup>. <sup>1</sup>H NMR (400 MHz, Chloroform-*d*)  $\delta$  8.96 (s, 1H), 8.84 (s, 1H), 7.69-7.82 (m, 2H), 7.26 (d,  $J$  = 38.54 Hz, 1H), 7.11 (dd,  $J$  = 8.51, 11.84 Hz, 1H),

- 72 -

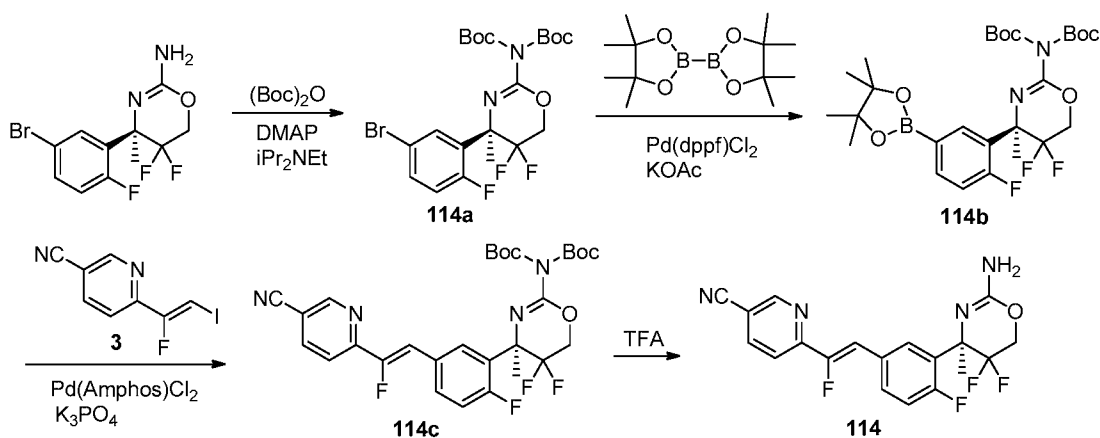
3.98-4.23 (m, 4H), 3.79 (d,  $J = 12.13$  Hz, 1H), 1.66 (s, 3H).  $\text{NH}_2$  was not clear in NMR.  $^{19}\text{F}$  NMR (376 MHz, Chloroform- $d$ )  $\delta$  -74.31 (t,  $J = 8.67$  Hz, 3F), -107.92 (br. s., 1F), -127.40 (d,  $J = 38.15$  Hz, 1F).

**Example 113: (4R,5R)-4-(5-((Z)-2-(5-(but-2-yn-1-yloxy)pyrazin-2-yl)-2-fluorovinyl)-2-fluorophenyl)-4-methyl-5-(2,2,2-trifluoroethoxy)-5,6-dihydro-4H-1,3-oxazin-2-amine.**



This compound (40 mg, 57% yield) as an off-white solid was prepared in a fashion similar to that described for Example 111, here starting with but-2-yn-1-ol (Sigma-Aldrich, 49 mg, 0.70 mmol) and Example 110 (65 mg, 0.14 mmol). MS  $m/z = 497$   $[\text{M}+\text{H}]^+$ .  $^1\text{H}$  NMR (400 MHz, Chloroform- $d$ )  $\delta$  8.39 (s, 1H), 8.25 (s, 1H), 7.67 (d,  $J = 10.17$  Hz, 2H), 7.05 (dd,  $J = 9.29, 11.64$  Hz, 1H), 6.75-6.93 (m, 1H), 4.99 (d,  $J = 1.96$  Hz, 2H), 4.19 (s, 1H), 4.11 (d,  $J = 11.93$  Hz, 1H), 3.99-4.08 (m, 2H), 3.80 (d,  $J = 11.93$  Hz, 1H), 1.89 (s, 3H), 1.66 (s, 3H).  $\text{NH}_2$  was not clear in NMR.  $^{19}\text{F}$  NMR (376 MHz, Chloroform- $d$ )  $\delta$  -74.34 (t,  $J = 8.67$  Hz, 3F), -111.05 (br. s., 1F), -125.03 (d,  $J = 40.75$  Hz, 1F).

**Example 114: (R,Z)-6-(2-(3-(2-amino-5,5-difluoro-4-methyl-5,6-dihydro-4H-1,3-oxazin-4-yl)-4-fluorophenyl)-1-fluorovinyl)nicotinonitrile.**



- 73 -

**Preparation of di-Boc-(R)-4-(5-bromo-2-fluorophenyl)-5,5-difluoro-4-methyl-5,6-dihydro-4H-1,3-oxazin-2-amine (114a).**

To a mixture of (R)-4-(5-bromo-2-fluorophenyl)-5,5-difluoro-4-methyl-5,6-dihydro-4H-1,3-oxazin-2-amine (prepared according to the procedures described in WO 2012156284) (1.80 g, 5.57 mmol), N,N-dimethylpyridin-4-amine (0.34 g, 2.8 mmol) and N-ethyl-N-isopropylpropan-2-amine (2.91 mL, 16.7 mmol) in DCM (18 mL) was added di-*tert*-butyl dicarbonate (3.04 g, 13.9 mmol) at room temperature. The resulting mixture was stirred overnight. It was partitioned between DCM and sat'd aqueous NaHCO<sub>3</sub>. The aqueous layer was back extracted with DCM (2 x) and the combined organic solution was dried (Na<sub>2</sub>SO<sub>4</sub>) and concentrated to give **114a** as an off-white solid which was used as crude in the next step. MS (ESI, positive ion) m/z: = 523.1/525.1 (M+1)<sup>+</sup>.

**Preparation of di-Boc-(R)-5,5-difluoro-4-(2-fluoro-5-(4,4,5,5-tetramethyl-1,3,2-dioxaborolan-2-yl)phenyl)-4-methyl-5,6-dihydro-4H-1,3-oxazin-2-amine (114b).**

A stream of nitrogen was bubbling through a mixture of **114a** (2.92 g, 5.58 mmol), 4,4,4',4',5,5,5',5'-octamethyl-2,2'-bi(1,3,2-dioxaborolane) (2.12 g, 8.37 mmol), (1,1'-bis(diphenylphosphino)ferrocene)dichloropalladium(II) (0.41 g, 0.56 mmol) and potassium acetate (1.92 g, 19.5 mmol) in 1,4-dioxane (28 mL) for 10 minutes. The mixture was heated at 90°C for 48 hours. After cooling to room temperature the mixture was filtered through a pad of celite and the cake washed with 3:7 ethyl acetate/heptane. The filtrate was concentrated and the residue was purified on a silica gel column (0 - 40% ethyl acetate in heptane) to give **114b** (1.40 g, 44% yield) as a white solid. MS (ESI, positive ion) m/z: = 571.3 (M+1).

**Preparation of di-Boc-(R,Z)-6-(2-(3-(2-amino-5,5-difluoro-4-methyl-5,6-dihydro-4H-1,3-oxazin-4-yl)-4-fluorophenyl)-1-fluorovinyl)nicotinonitrile (114c).**

A mixture of boronic ester **114b** (180 mg, 0.316 mmol), (Z)-6-(1-fluoro-2-iodovinyl)nicotinonitrile (**3**) (104 mg, 0.38 mmol), potassium phosphate tribasic (167 mg, 0.789 mmol), and 1,1-bis[(di-*t*-butyl-*p*-methylaminophenyl)palladium(II) chloride (22 mg, 0.032 mmol) was placed under nitrogen atmosphere using 3 evacuation/backfill cycles. Dioxane (1.8 mL) and water (0.4 mL) were added and the mixture was heated to 80 °C for 2 hours. The mixture was cooled to room temperature and partitioned between EtOAc and

- 74 -

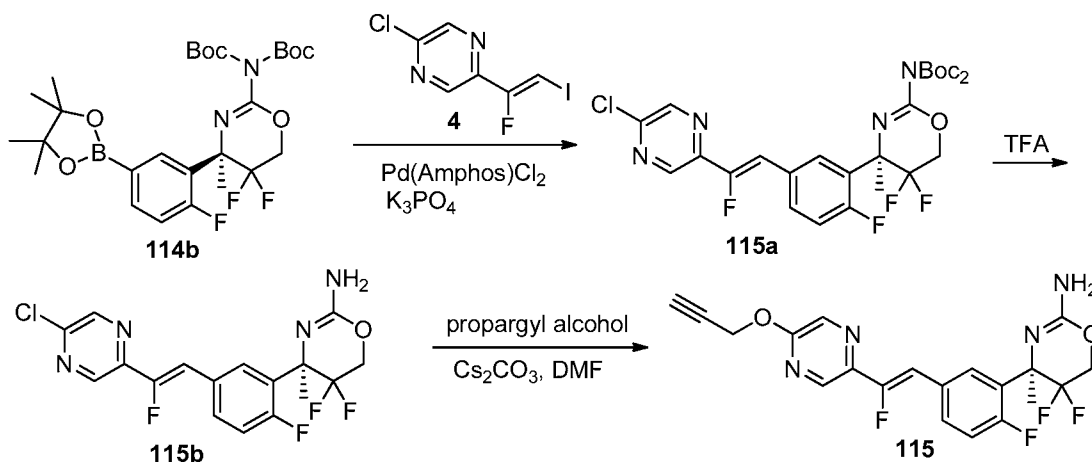
water. The layers were separated and the organic layer was dried (Na<sub>2</sub>SO<sub>4</sub>), filtered, and concentrated in vacuo. The crude product was purified by silica gel chromatography (0 to 20% EtOAc in heptane) to give **114c** (143 mg, 77% yield) as a tan foam. MS (ESI, positive ion) m/z: = 591.2 (M+1).

5 **Preparation of (R,Z)-6-(2-(3-(2-amino-5,5-difluoro-4-methyl-5,6-dihydro-4H-1,3-oxazin-4-yl)-4-fluorophenyl)-1-fluorovinyl)nicotinonitrile (114).**

A mixture of **114c** (143 mg, 0.24 mmol) in DCM (1.2 mL) and trifluoroacetic acid (0.4 mL) was stirred at room temperature for 1 hour. The solvent was evaporated to dryness and the residue was azeotroped with DCM (2 x), then partitioned between DCM and  
10 saturated NaHCO<sub>3</sub>. The aqueous layer was back extracted with DCM (2 x) and the combined organic layers were dried (Na<sub>2</sub>SO<sub>4</sub>) and concentrated. The crude material was purified by chromatography through a Biotage 10 g ultra column (0 to 30% 3:1 EtOAc/EtOH in heptane) to provide (R,Z)-6-(2-(3-(2-amino-5,5-difluoro-4-methyl-5,6-dihydro-4H-1,3-oxazin-4-yl)-4-fluorophenyl)-1-fluorovinyl)nicotinonitrile (**114**) (75 mg, 79% yield) as an off-white solid.  
15 MS (ESI, positive ion) m/z: = 391.1 (M+1)<sup>+</sup>. <sup>1</sup>H NMR (400 MHz, DMSO-*d*<sub>6</sub>) δ ppm 9.08 (1H, s), 8.45 (1H, dd, *J* = 8.31, 2.05 Hz), 8.01 (1H, dd, *J* = 7.73, 2.25 Hz), 7.86 (1H, d, *J* = 8.02 Hz), 7.77 (1H, ddd, *J* = 8.36, 4.35, 2.35 Hz), 7.24 - 7.29 (1H, m), 7.30 (1H, d, *J* = 40 Hz), 5.97 (2H, s), 4.32 - 4.42 (1H, m), 4.06 (1H, td, *J* = 12.52, 7.83 Hz), 1.66 (3H, s). <sup>19</sup>F NMR (376 MHz, DMSO-*d*<sub>6</sub>) δ ppm -106.24 (1F, br dd, *J* = 32.08, 17.34 Hz), -113.28--  
20 112.09 (1F, m), -116.68 (1F, dd, *J* = 247.95, 32.08 Hz), -124.45 (1F, s).

- 75 -

**Example 115: (R,Z)-5,5-difluoro-4-(2-fluoro-5-(2-fluoro-2-(5-(prop-2-yn-1-yloxy)pyrazin-2-yl)vinyl)phenyl)-4-methyl-5,6-dihydro-4H-1,3-oxazin-2-amine.**



**Preparation of di-Boc-(R,Z)-4-(5-(2-(5-chloropyrazin-2-yl)-2-fluorovinyl)-2-**

**5-fluorophenyl)-5,5-difluoro-4-methyl-5,6-dihydro-4H-1,3-oxazin-2-amine (115a).**

A mixture of **114b** (200 mg, 0.35 mmol), (Z)-2-chloro-5-(1-fluoro-2-iodovinyl)pyrazine (**4**) (120 mg, 0.42 mmol), potassium phosphate tribasic (190 mg, 0.88 mmol), and 1,1-bis[(di-*t*-butyl-*p*-methylaminophenyl]palladium(II) chloride (25 mg, 0.035 mmol) was placed under nitrogen atmosphere using 3 evacuation/backfill cycles. Dioxane (1.8 mL) and water (0.37 mL) were added and the mixture was heated to 80 °C for 2 hours. The mixture was cooled to room temperature and partitioned between EtOAc and water. The layers were separated and the organic layer was concentrated in vacuo. The crude product was purified by silica gel chromatography (0 to 20% EtOAc/heptane) to give **115a** (189 mg, 90% yield) as a light yellow foam. MS (ESI, positive ion)  $m/z$ : = 623.2 (M+Na).

**15 Preparation of (R,Z)-5,5-difluoro-4-(2-fluoro-5-(2-fluoro-2-(5-(prop-2-yn-1-yloxy)pyrazin-2-yl)vinyl)phenyl)-4-methyl-5,6-dihydro-4H-1,3-oxazin-2-amine (115).**

To **115a** (190 mg, 0.31 mmol) dissolved in DCM (1.6 mL) was added trifluoroacetic acid (0.5 mL). The reaction mixture was stirred at room temperature for 1 hours. The solvent was evaporated to dryness and the residue was azeotroped with DCM (2 x), then partitioned between DCM and saturated NaHCO<sub>3</sub>. The aqueous layer was back extracted with DCM (2 x) and the combined organic layers were and concentrated to give an orange oil that

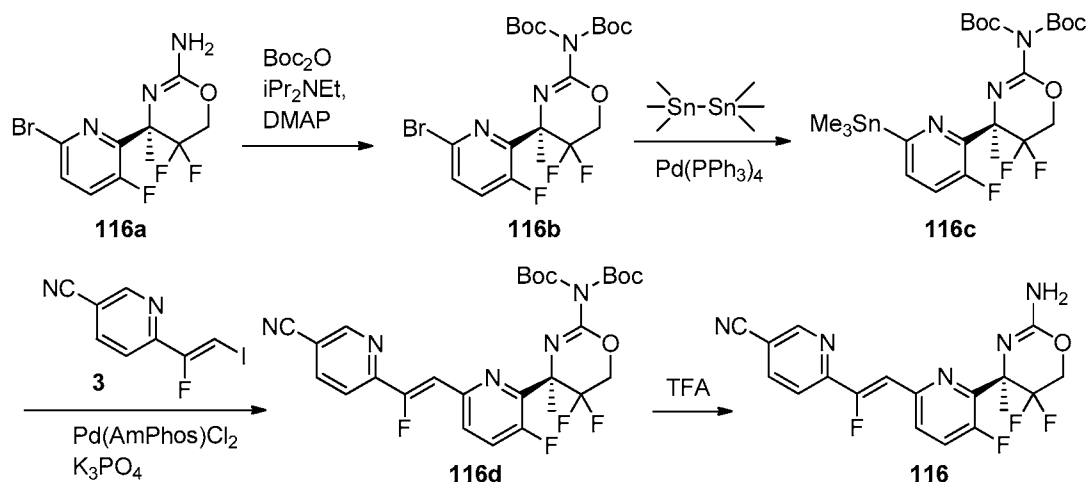


- 76 -

contained **115b** which was used as crude. To the crude material of **115b** (130 mg, 0.31 mmol) in DMF (0.8 mL) was added propargyl alcohol (94  $\mu$ L, 1.6 mmol) followed by cesium carbonate (256 mg, 0.790 mmol). The reaction mixture was stirred at room temperature for 16 hours. It was partitioned between EtOAc and brine. The aqueous layer was back extracted with EtOAc (2 x) and the combined organics was dried over  $\text{MgSO}_4$  and concentrated. The crude material was purified by silica gel chromatography (0 to 40% 3:1 EtOAc/EtOH in heptane) to provide (R,Z)-5,5-difluoro-4-(2-fluoro-5-(2-fluoro-2-(5-(prop-2-yn-1-yloxy)pyrazin-2-yl)vinyl)phenyl)-4-methyl-5,6-dihydro-4H-1,3-oxazin-2-amine (**115**) (61 mg, 46% yield) as a light yellow solid. MS (ESI, positive ion)  $m/z$ : = 421.1 (M+1).  $^1\text{H}$  NMR (400 MHz,  $\text{DMSO}-d_6$ )  $\delta$  ppm 8.51 (1H, s), 8.46 (1H, s), 7.93 (1H, dd,  $J$  = 7.63, 2.15 Hz), 7.69 (1H, ddd,  $J$  = 8.36, 4.45, 2.45 Hz), 7.23 (1H, dd,  $J$  = 12.03, 8.51 Hz), 6.92 (1H, d,  $J$  = 40 Hz), 5.95 (2H, s), 5.08 (2H, d,  $J$  = 2.54 Hz), 4.30 - 4.42 (1H, m), 4.00 - 4.10 (1H, m), 2.51 (1H, s), 1.65 (3H, s).  $^{19}\text{F}$  NMR (376 MHz,  $\text{DMSO}-d_6$ ) ppm -107.63 (1F, dd,  $J$  = 31.21, 18.21 Hz), -113.50 - -112.21 (1F, m), -116.70 (1F, dd,  $J$  = 247.96, 31.21 Hz), -124.73 (1F, s).

- 77 -

**Example 116: (R,Z)-6-(2-(6-(2-amino-5,5-difluoro-4-methyl-5,6-dihydro-4H-1,3-oxazin-4-yl)-5-fluoropyridin-2-yl)-1-fluorovinyl)nicotinonitrile.**



**Preparation of di-Boc-(R)-4-(6-bromo-3-fluoropyridin-2-yl)-5,5-difluoro-4-methyl-5,6-dihydro-4H-1,3-oxazin-2-amine (116b).**

To a mixture of (R)-4-(6-bromo-3-fluoropyridin-2-yl)-5,5-difluoro-4-methyl-5,6-dihydro-4H-1,3-oxazin-2-amine (116a, prepared according to the methods described in WO2013027188) (3.0 g, 9.3 mmol), N,N-dimethylpyridin-4-amine (565 mg, 4.6 mmol) and N-ethyl-N-isopropylpropan-2-amine (4.83 ml, 27.8 mmol) in DCM (31 mL) was added di-*tert*-butyl dicarbonate (5.0 g, 23.1 mmol). The resulting mixture was allowed to stir at room temperature for 3 hours then partitioned between DCM (100 mL) and sat'd aqueous  $\text{NaHCO}_3$  (50 mL). The aqueous layer was back extracted with DCM (100 mL) and the combined organic solution was dried over  $\text{Na}_2\text{SO}_4$  and concentrated. The crude material was purified by silica gel chromatography (0 to 30% of (3:1) EtOAc/EtOH in heptane) to give 116b (4.4 g, 91% yield) as white solid. MS (ESI, positive ion)  $m/z$ : = 524.0/526.0 ( $\text{M}+1$ )<sup>+</sup>.

**Preparation of di-Boc-(R)-5,5-difluoro-4-(3-fluoro-6-(trimethylstannyl)pyridin-2-yl)-4-methyl-5,6-dihydro-4H-1,3-oxazin-2-amine (116c).**

A solution of 116b (183 mg, 0.35 mmol) and hexamethylditin (73  $\mu\text{L}$ , 0.35 mmol) in 1,2-dimethoxyethane (1.7 mL) was degassed under a flow of argon for 5 minutes then treated with tetrakis(triphenylphosphine)palladium(0) (20 mg, 0.02 mmol) and stirred at 80 °C for 16

- 78 -

hours. After cooling to room temperature, the reaction mixture was filtered through celite and the filter cake was washed with DME (2 x 3 mL). The filtrate was concentrated to give **116c** as a yellow solid which was used directly in the following step. MS (ESI, positive ion)  $m/z$ : = 610.1 (M+1)<sup>+</sup>.

5     **Preparation of di-Boc-(R,Z)-6-(2-(6-(2-amino-5,5-difluoro-4-methyl-5,6-dihydro-4H-1,3-oxazin-4-yl)-5-fluoropyridin-2-yl)-1-fluorovinyl)nicotinonitrile (116d).**

A mixture of **116c** (212 mg, 0.35 mmol), (Z)-6-(1-fluoro-2-iodovinyl)nicotinonitrile (115 mg, 0.42 mmol), potassium phosphate tribasic (185 mg, 0.87 mmol) and 1,1-bis[(di-  
10 butyl-p-methylaminophenyl)palladium(ii) chloride (25 mg) was placed under a nitrogen atmosphere using 2 evacuation/backfill cycles. Dioxane (1.8 mL) and water (0.4 mL) were added and the mixture was heated to 80 °C for 5 hours. The mixture was cooled to room temperature and the partitioned between EtOAc and water. The layers were separated and the aqueous layer was extracted with EtOAc (2 x). The organic solution was dried over Na<sub>2</sub>SO<sub>4</sub>, filtered, and concentrated *in vacuo*. The resulting oil was purified by silica gel  
15 chromatography (0 to 25% EtOAc in heptane) to give **116d** (77 mg, 37% yield) as a light-pink solid. MS (ESI, positive ion)  $m/z$ : = 592.3 (M+1)<sup>+</sup>.

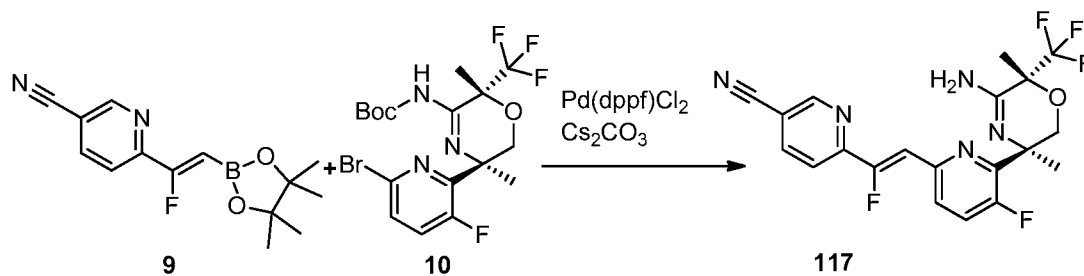
**Preparation of (R,Z)-6-(2-(6-(2-amino-5,5-difluoro-4-methyl-5,6-dihydro-4H-1,3-oxazin-4-yl)-5-fluoropyridin-2-yl)-1-fluorovinyl)nicotinonitrile (116).**

A solution of **116d** (77 mg, 0.13 mmol) in DCM (1.2 mL) and trifluoroacetic acid  
20 (0.4 mL) was stirred at room temperature for 1 hour. The mixture was evaporated and to the residue was added DCM and evaporated again. The process was repeated twice. The residue was partitioned between DCM and sat'd aqueous NaHCO<sub>3</sub>. The aqueous layer was extracted with DCM (2 x) and the combined organic solution was concentrated. The crude material was purified by silica gel chromatography (0 to 50% of (3:1) EtOAc/EtOH in heptane) to  
25 provide (R,Z)-6-(2-(6-(2-amino-5,5-difluoro-4-methyl-5,6-dihydro-4H-1,3-oxazin-4-yl)-5-fluoropyridin-2-yl)-1-fluorovinyl)nicotinonitrile (**116**) (30 mg, 59% yield) as an off-white solid. <sup>1</sup>H NMR (400 MHz, DMSO-*d*<sub>6</sub>) δ ppm 9.12 (1H, s), 8.49 (1H, dd, *J* = 8.31, 2.05 Hz), 7.93 (2H, t, *J* = 7.56 Hz), 7.76 (1H, dd, *J* = 11.35, 8.61 Hz), 7.32 (1H, d, *J* = 40 Hz), 5.77 (2H, s), 4.16 - 4.39 (2H, m), 1.70 (3H, s). <sup>19</sup>F NMR (376 MHz, DMSO-*d*<sub>6</sub>) δ ppm -114.56

- 79 -

(2F, d,  $J = 11.27$  Hz), -115.32 (1F, br t,  $J = 11.27$  Hz), -120.57 (1F, s). MS (ESI, positive ion)  $m/z$ : = 392.1 ( $M+1$ )<sup>+</sup>.

**Example 117: 6-((Z)-2-(6-((3R,6R)-5-amino-3,6-dimethyl-6-(trifluoromethyl)-3,6-dihydro-2H-1,4-oxazin-3-yl)-5-fluoropyridin-2-yl)-1-fluorovinyl)nicotinonitrile.**



A glass tube was charged with boronic ester **9** (87 mg, 0.319 mmol), *tert*-butyl ((2R,5R)-5-(6-bromo-3-fluoropyridin-2-yl)-2,5-dimethyl-2-(trifluoromethyl)-5,6-dihydro-2H-1,4-oxazin-3-yl)carbamate (**10**) (100 mg, 0.21 mmol), cesium carbonate (208 mg, 0.64 mmol), 1,4-dioxane (0.6 mL) and water (0.2 mL). The mixture was purged for 5 minutes with nitrogen, then treated with PdCl<sub>2</sub>(dppf)-CH<sub>2</sub>Cl<sub>2</sub> adduct (17 mg, 0.02 mmol). The tube was sealed then heated at 80 °C for 16 hours. The reaction mixture was diluted with water (2 mL) and extracted with ethyl acetate (5 mL x 2). The combined organic solution was dried over Na<sub>2</sub>SO<sub>4</sub> and concentrated under reduced pressure. The residue was purified by mass triggered preparative HPLC [column: water X-bridge (19 x 50 mm): mobile phase A: NH<sub>4</sub>OAc in water; mobile phase B: 100% ACN; flow rate: 15 mL/min] to yield the title compound **117** (15 mg, 16% yield) as a brown solid. MS (ESI positive ion)  $m/z$ : 438.2 ( $M+H$ ). <sup>1</sup>H NMR (400 MHz, DMSO-*d*<sub>6</sub>)  $\delta$  9.12 (d,  $J = 2.1$  Hz, 1H), 8.49 (dd,  $J = 8.3, 2.2$  Hz, 1H), 8.01 - 7.85 (m, 2H), 7.81 - 7.69 (m, 1H), 7.37 - 7.27 (m, 1H), 5.92 (br. s, 2H), 4.17 (d,  $J = 11.7$  Hz, 1H), 3.80 (d,  $J = 11.8$  Hz, 1H), 1.52 (d,  $J = 5.1$  Hz, 6H).

### Biological Evaluation

Provided in this section is the biological evaluation of the specific examples provided herein. In particular, Table 2 contains biological activity data. The data presented in Table 2 provides the IC<sub>50</sub> ( $\mu$ M) for the specific examples obtained in a BACE1 enzyme assay, BACE1 cell assay, BACE2 enzyme assay and CatD assay.

Table 2

Ex. No.	BACE1 Enzyme IC <sub>50</sub> (μM)	BACE1 Cell IC <sub>50</sub> (μM)	BACE2 Enzyme IC <sub>50</sub> (μM)	CatD Enzyme IC <sub>50</sub> (μM)
100	0.257	0.948	0.564	63.9
101	0.954	1.120	0.421	215.1
102	0.152	0.344	1.62	222.4
103	0.065	0.693	0.017	19.2
104	0.026	0.152	0.095	204
105	0.046	0.130	0.273	414.9
106	0.666	4.13	1.59	88.4
107	0.050	0.112	0.375	82.5
108	0.118	0.663	0.033	39.3
109	0.125	0.014	3.87	1186.5
110	0.341	0.090	1.505	524.2
111	0.152	0.059	16	664.3
112	0.119	0.027	6.355	970.5
113	0.052	0.048	17.05	233
114	0.256	2.66	2.73	> 400.0
115	0.283	4.665	5.84	119
116	1.05	0.676	11.4	>400.0
117	0.149	0.090	0.853	121

The results presented in Table 2 have been generated with the *in vitro* assays described below. These assays may be used to test any of the compounds described herein to assess and characterize a compound's ability to modulate BACE activity and to regulate the cleavage of Aβ precursor protein, thereby reducing or inhibiting the production of Aβ protein.

*In Vitro* Enzymatic BACE1 and BACE2 FRET (Fluorescence Resonance Energy Transfer) Assays

The cDNAs for both human recombinant BACE1 and 2 with C-terminal 6-His Tags were cloned into transient protein expression vectors, which were subsequently transfected into mammalian cell lines. These recombinant proteins were further purified using Ni-NTA affinity chromatography (Qiagen). The assay buffer used in these screens was 0.05 M acetate, pH 4.5, 8% DMSO final, 100 μM genapol (which is a nonionic detergent, below its Critical Micelle Concentration). The β-secretase enzyme (0.02 nM for BACE1 and 0.64 nM

- 81 -

for BACE2), which was pre-incubated for one hour with the test compound, typically in about 1uL of DMSO according to a serial dilution, was added thereto. The assay was effectively started by the addition of FRET substrate (50 nM) and the combination was incubated for one hour. The FRET assay was terminated by the addition of tris buffer, which raised the pH to neutrality, and the fluorescence was determined. The FRET substrate was a peptide with commercially available fluorophore and quencher, on opposite sides of the BACE cleavage site. The specific FRET substrate used in this assay was made by Amgen in-house. Commercially available FRET substrates, for example, the FRET substrate offered with the BACE1 FRET Assay Kit sold by ThermoFisher Scientific (Catalog Number P2985), may be used in this assay with the appropriate modifications, which are within the purview of the ability of a person with ordinary skill in the art. Proteolytic cleavage of the FRET substrate released quenching of fluorescence (excitation 488 nm and emission 590 nm).

The *in vitro* BACE FRET enzyme data for each of the Examples is provided in Table 2.

#### In Vitro BACE1 cell-based assay

The cell-based assay measures inhibition or reduction of A $\beta$ 40 in conditioned medium of test compound treated cells expressing amyloid precursor protein. Cells stably expressing Amyloid Precursor Protein (APP) were plated at a density of 45K cells/well in 384 well plates (Corning/BioCoat 354663). The test compounds were then added to cells in 22-point dose response concentrations with the starting concentration being 62.5  $\mu$ M. The compounds were diluted from stock solutions in DMSO and the final DMSO concentration of the test compounds on cells was 0.625%. The cells were cultivated overnight at 37°C and 5% CO<sub>2</sub> in DMEM supplemented with 10% FBS. After 24 h of incubation with the test compounds, the conditioned media was collected and the A $\beta$ 40 levels were determined using HTRF (Homogeneous Time Resolved Fluorescence). The IC<sub>50</sub> of the compound was calculated from the percent of control or percent inhibition of A $\beta$  40 as a function of the concentration of the test compound.

The HTRF to detect A $\beta$ 40 was performed in 384 well plates (Costar 3658). The antibody pair that were used to detect A $\beta$  40 from cell supernatants were ConfAb40 antibody (Amgen in-house) and biotinylated 6E10 (BIOLEGEND). As an alternative to ConfAb40, a

- 82 -

commercially available antibody, Anti-beta Amyloid 1-40 antibody [BDI350] from Abcam, Cambridge, MA 02139-1517 (Product code: ab20068), may be used in this assay. The concentrations were 0.35 µg/mL of ConfAb40 antibody and 1.33 µg/mL of 6E10-biotinylated antibody, as well as 4.5 µg/mL of Streptavidin Allophycocyanin Conjugate (ThermoFisher Scientific) in HTRF Buffer (1M Hepes pH 7.5, 1M NaCl, 1% BSA, 0.5% Tween 20).

The conditioned media was incubated with above antibodies and Streptavidin Allophycocyanin Conjugate for 30-60 minutes at 23°C. The final readout was performed on Envision from PerkinElmer.

The *in vitro* BACE cell-based data for each of the Examples is provided in Table 2.

#### In Vitro Enzymatic Cathepsin D (CatD) FRET Assay

Recombinant CatD was expressed in CHO cells. The assay buffer for CatD was 0.05 M citrate pH 3.5, 10% DMSO final, 5 mM CHAPS. The CatD enzyme (9 nM) was pre-incubated for one hour with inhibitors, typically in about 1 µL of DMSO according to a serial dilution, is added thereto. The assays was effectively started by the addition of different FRET substrates (20 nM for CatD) and the combination was incubated for one hour. The FRET assay was terminated with by addition of tris buffer, which raises the pH to neutrality, and the fluorescence was determined. The FRET substrate was a peptide with commercially available fluorophore and quencher, on opposite sides of the CatD cleavage site. The CatD substrate peptide sequence was based on sequence #1 of Table 1 from Gulnik *et al.*, *FEBS Lett.* 413(2):379-384 (1997). Proteolytic cleavage of the FRET substrate released quenching of fluorescence (CatD excitation 500 nm and emission 580 nm).

Alternatively, a CatD assay may also be run according to the procedure described in Yasuda *et al.*, *J. Biochem.* 125(6):1137-1143 (1999). In addition, the CatD and Cathepsin E assays are described in International Patent Application Publication No. WO2011069934.

The *in vitro* CatD FRET assay data for each of the Examples is provided in Table 2, conducted by the first procedure described above. As shown by the high micromolar CatD data (very poorly active or inactive against CatD), the compounds disclosed herein possess the unexpected property of little to no ability to inhibit the activity of CatD. Thus, with this surprising selectivity profile, the compounds provided herein are believed to minimize, reduce or completely eliminate any risk of retinal atrophy and abnormal development of the

eye and of the retinal pigmented epithelium as it relates to the normal function and activity of CatD.

*In Vivo* Inhibition of  $\beta$ -Secretase

Several animal models, including mouse, rat, dog, and monkey, may be used to  
5 screen for inhibition of  $\beta$ -secretase activity *in vivo* following administration of a test  
compound. This procedure may be used to show that the compounds provided herein reduce  
the formation and/or deposition of A $\beta$  peptide in the cerebrospinal fluid (CSF) as well as in  
the brain. Animals to be used in this experiment can be wild type, transgenic, or gene  
knockout animals. For example, the Tg2576 mouse model, prepared and conducted as  
10 described in Hsiao *et al.*, *Science* 274:99-102 (1996), and other non-transgenic or gene  
knockout animals are useful to analyze *in vivo* inhibition of A $\beta$  peptide production in the  
presence of test compounds.

Generally, 2 to 18 month old Tg2576 mice, gene knockout mice or non-transgenic  
animals are administered test compounds formulated in vehicles, such as cyclodextran,  
15 phosphate buffers, hydroxypropyl methylcellulose or other suitable vehicles. One to twenty-  
four hours following the administration of compound, animals are sacrificed, and brains as  
well as cerebrospinal fluid (CSF) and plasma are removed for analysis of A $\beta$  levels and test  
compound concentrations (Dovey *et al.*, *J. Neurochem.*, 76(1):173-181 (2001)) Beginning at  
time 0, animals are administered by oral gavage, or other means of delivery such as  
20 intravenous injection, an inhibitory test compound of up to 100 mg/kg in a standard,  
conventional formulation, such as 2% hydroxypropyl methylcellulose, 1% Tween80. A  
separate group of animals receive 2% hydroxypropyl methylcellulose, 1% Tween80 alone,  
containing no test compound, and serve as a vehicle-control group. At the end of the test  
period, animals are sacrificed and brain tissues, plasma or cerebrospinal fluid are collected.  
25 Brains are either homogenized in 10 volumes (w/v) of 0.2% diethylamine (DEA) in 50 mM  
NaCl (Best *et al.*, *J. Pharmacol. Exp. Ther.* 313(2):902-908 (2005)), or in 10 volumes of  
0.5% TritonX-100 in Tris-buffered saline (pH at about 7.6). Homogenates are centrifuged at  
355,000g, 4°C for 30 minutes. CSF or brain supernatants are then analyzed for the presence  
of A $\beta$  by specific sandwich ELISA assays based on ECL (Electrochemiluminescence)  
30 technology. For example, rat A $\beta$ 40 is measured using biotinylated-4G8 (Signet) as a capture



- 84 -

antibody and Fab40 (an in-house antibody specific to the C-terminal of A $\beta$ 40) as a detection antibody. For example, 4 hours after administration of 30 mg/kg oral dose of the test compound in 2% hydroxypropyl methylcellulose, 1% Tween80 (pH2.2) to 200g male Sprague Dawley rats, A $\beta$  peptide levels are measured for reduction by X% and Y% in  
5 cerebrospinal fluid and brain, respectively, when compared to the levels measured in the vehicle-treated or control mice. Alternatively, the antibody sold with the V-PLEX abeta40 Peptide (4G8) Kit, commercially available from Meso Scale Diagnostics (MSD), Rockville, Maryland 20850-3173 (Catalog NO. K150SJE-1) may be used in this assay.

This procedure may be used to show that the compounds provided herein reduce the  
10 formation and/or deposition of A $\beta$  peptide in the cerebrospinal fluid (CSF) as well as in the brain of a mouse or rat at either 3mpk, 10 mpk or 30 mpk (mpk = mg compound per kg weight of the animal) dosing concentrations after 4hrs.

#### METHODS OF USE

According to the amyloid cascade hypothesis, cerebral deposition of amyloid-beta  
15 (A $\beta$ ) peptide is critical for Alzheimer's disease (AD) pathogenesis. A $\beta$  peptide generation is initiated when  $\beta$ -secretase (BACE1) cleaves the amyloid precursor protein. De Meyer *et al.* re-affirm the putative role that the accumulation of A $\beta$  peptide in cerebral spinal fluid (CSF) in a subject plays in the progression of symptoms, initially revealed as mild cognitive impairment, which ultimately leads to AD. *Arch Neurol.* 67(8):949-956 (2010). A $\beta$  peptides  
20 generated from amyloid precursor protein (APP) by proteolytic cleavage, such as by aspartyl protease enzymes, including  $\beta$ -secretase (BACE) and  $\gamma$ -secretase, likely play a causal role in AD pathogenesis (Tanzi *et al.*, *Cell* 120(4):545-555 (2005); Walsh *et al.*, *Neuron* 44(1):181-193 (2004)). Although the precise mechanisms of A $\beta$  toxicity are unclear, oligomeric forms of A $\beta$  may contribute to cognitive decline by altering synaptic structure and function (Palop  
25 *et al.*, *Nat. Neurosci.* 13(7):812-818 (2010); Selkoe, *Behav. Brain Res.* 192(1):106-113 (2008); Shankar *et al.*, *Nat. Med.* 14(8):837-842 (2008)). Transgenic mouse models that overexpress mutant APP and produce high levels of A $\beta$  show amyloid plaque deposition, synaptic deficits, learning and memory impairments, and other behavioral abnormalities (Games *et al.*, *Nature* 373:523-527 (1995); Götz *et al.*, *Mol. Psychiatry* 9(7):664-683 (2004);

Hsia *et al.*, *Proc. Natl. Academy of Science USA* (96): 3228-3233, 1999; Hsiao *et al.*, *Science* (274): 99-102, 1996, citing Harris *et al.*, *Neuron* (68): 428-441, 2010).

For many years now, BACE1 has been a prime target for designing drugs to prevent or treat AD. Vassar *et al.*, *Lancet Neurol.* 13:319-329 (2014). Several pharmaceutical  
5 companies are presently pursuing BACE1 inhibitors in human clinical trials. *Id.* at abstract.

For example, MK-8931, a small molecule inhibitor of BACE1, was the first molecule to enter phase I clinical trials. Yan, *Transl. Neurodegener.* 5(13):1-11 (2016) at page 4.

MK-8931 was shown to have an excellent safety profile with no immediately noticeable side effects. *Id.* Merck was able to show that MK-8931 enters the brain and blocks  $\beta$ -secretase  
10 by showing that MK-8931 significantly reduced CSF A $\beta$  peptide concentrations in a sustained and dose-dependent manner. Vassar *et al.*, *Lancet Neurol.* 13:319-329 (2014) at page 323. MK-8931 is currently evaluated in a phase II/III clinical trial to assess the efficacy and safety of the compound for the treatment of AD patients with amnesic mild cognitive impairment (prodromal AD). Yan, *Transl. Neurodegener.* 5(13):1-11 (2016) at page 4.

15 Further, E2609, a BACE inhibitor identified by Eisai, showed significant reduction in A $\beta$  peptide levels in the CSF and plasma in nonhuman primates. Yan, *Transl. Neurodegener.* 5(13):1-11 (2016) at page 7. E2609 did not show clinical significant safety concerns after repeated doses up to 200 mg in a phase I clinical trial. *Id.* After 14d dosing the A $\beta$  peptide level reduction in the CSF was statistically significant compared to baseline (46.2% (25mg),  
20 61.9% (50 mg), 73.8% (100 mg), 79.9% (200 mg)). *Id.* In November 2014, Eisai stated that a phase II dose-finding study in patients with mild cognitive impairment (MCI) due to AD or prodromal AD and a positive amyloid PET-scan will be conducted in collaboration with Biogen.

Additionally, companies are also developing therapies targeting asymptomatic  
25 patients. JNJ-54861911, which was first developed by Shionogi & Co. in Japan and later in collaboration with Janssen, demonstrated an ability to cross the blood-brain barrier and to dose-dependently reduce A $\beta$  peptide concentrations. Yan, *Transl. Neurodegener.* 5(13):1-11 (2016) at pages 5-7. For example, an oral dose of 95 mg once daily achieved A $\beta$  peptide reduction of up to 95% in CSF. *Id.* In October 2015, Janssen and Shionogi launched a phase  
30 II/III trial targeting asymptomatic subjects that are at risk for developing Alzheimer's dementia. *Id.*

Similarly, Amgen and Novartis announced in late 2015 a collaboration to co-develop Novartis' BACE inhibitor CNP520. Yan, *Transl. Neurodegener.* 5(13):1-11 (2016) at page 8. The study is aimed at, *inter alia*, showing that CNP520 "can slow down the onset and progression of clinical symptoms associated with Alzheimer's disease (AD) in participants at the risk to develop clinical symptoms based on their age and genotype." <https://clinicaltrials.gov/ct2/show/NCT02565511> (last visited October 23, 2016).

The compounds disclosed herein have been shown to modulate, and specifically inhibit the activity of the  $\beta$ -secretase enzymes as shown in Table 2 for specific examples disclosed herein, thereby reducing the generation of A $\beta$  peptide. Accordingly, the compounds provided herein are useful for, for example, the prevention or treatment of  $\beta$ -secretase related diseases, including, but not limited to, AD. The compounds provided herein have the ability to modulate the activity of the  $\beta$ -secretase enzyme, thereby regulating the production of A $\beta$  peptide and reducing the formation and deposition of A $\beta$  peptide in both the cerebral spinal fluid as well as in the brain, resulting in a decrease of A $\beta$  plaque in the brain.

More specifically, provided are the following uses for the compounds disclosed herein:

Provided are the compounds disclosed herein for use in reducing beta amyloid peptide levels in the cerebral spinal fluid of a subject.

Provided are the compounds disclosed herein for use in treating AD, cognitive impairment, or a combination thereof in a subject. In one embodiment, the compounds provided herein are useful for treating various stages and degrees of AD, including without limitation, mild, moderate and severe AD. In another embodiment, the compounds provided herein are useful for treating preclinical AD, mild cognitive impairment (MCI) due to AD, and dementia due to AD. In yet another embodiment, the compounds provided herein may be used to treat prodromal subjects.

Provided are the compounds disclosed herein for use in treating a neurological disorder selected from mild cognitive impairment, Down's syndrome, hereditary cerebral hemorrhage with Dutch-type amyloidosis, cerebral amyloid angiopathy, degenerative dementia, dementia associated with Parkinson's disease, dementia associated with

- 87 -

supranuclear palsy, dementia associated with cortical basal degeneration, diffuse Lewy body type of AD, or a combination thereof in a subject.

Provided are the compounds disclosed herein for use in reducing formation of plaque in the brain of a subject.

5           As previously discussed, in certain embodiments, the compounds described herein are to be understood to include all stereoisomers, tautomers, isotopically-labelled forms thereof or pharmaceutically acceptable salts of any of the foregoing or solvates of any of the foregoing or amorphous and crystalline forms (polymorphs) of any of the foregoing. Accordingly, the scope of the methods and uses provided in the instant disclosure is to be  
10 understood to encompass also methods and uses employing all such forms.

Besides being useful for human treatment, the compounds provided herein may be useful for veterinary treatment of companion animals, exotic animals and farm animals, including mammals, rodents, and the like. For example, animals including horses, dogs, and cats may be treated with compounds provided herein.

## 15           **DOSAGE, FORMULATION, AND ROUTE OF ADMINISTRATION**

The amount of compound(s) which is/are administered and the dosage regimen for treating neurological disorders and  $\beta$ -secretase mediated diseases with the compounds and/or compositions disclosed herein depends on a variety of factors, including the age, weight, sex and medical condition of the subject, the type of disease, the severity of the disease, the route  
20 and frequency of administration, and the particular compound employed. A daily dose of about 0.01 to 500 mg/kg, or in some embodiments, between about 0.01 and about 50 mg/kg, and in still other embodiments between about 0.01 and about 30 mg/kg body weight may be appropriate. In yet other embodiments, a daily dose of between about 0.1 and about 10 mg/kg body weight may be appropriate and should be useful for all uses disclosed herein.  
25 The daily dose can be administered a number of times a day such as from one to four doses per day.

While it may be possible to administer a compound disclosed herein alone in the uses described, the compound administered normally will be present as an active ingredient in a pharmaceutical composition. Thus, in another embodiment, provided herein is a  
30 pharmaceutical composition comprising a compound disclosed herein in combination with a pharmaceutically acceptable excipient, such as diluents, carriers, adjuvants and the like, and,

- 88 -

if desired, other active ingredients. In one embodiment, a pharmaceutical composition may comprise a therapeutically effective amount of a compound disclosed herein.

The compound(s) disclosed herein may be administered by any suitable route in the form of a pharmaceutical composition adapted to such a route and in a dose effective for the treatment intended. The compounds and compositions present herein may, for example, be administered orally, mucosally, topically, rectally, pulmonarily, such as by inhalation spray, or parentally including intravascularly, intravenously, intraperitoneally, subcutaneously, intramuscularly, intrasternally, and by infusion techniques, in dosage unit formulations containing conventional pharmaceutically acceptable excipients such as carriers, adjuvants, and vehicles.

For oral administration, the pharmaceutical composition may be in the form of, for example, a tablet, capsule, suspension or liquid. The pharmaceutical composition is typically made in the form of a dosage unit containing a particular amount of the active ingredient. Examples of such dosage units are tablets or capsules. For example, these may contain an amount of active ingredient from about 1 to 2000 mg, from about 1 to 500 mg, and from about 5 to 150 mg.

For therapeutic purposes, the compounds provided herein are ordinarily combined with one or more diluents or other “excipients” appropriate to the indicated route of administration.

If orally administered on a per dose basis, the compounds provided herein may be admixed with lactose, sucrose, starch powder, cellulose esters of alkanolic acids, cellulose alkyl esters, talc, stearic acid, magnesium stearate, magnesium oxide, sodium and calcium salts of phosphoric and sulfuric acids, gelatin, acacia gum, sodium alginate, polyvinylpyrrolidone, and/or polyvinyl alcohol, to form the final formulation. For example, the active compound(s) and excipient(s) may be tableted or encapsulated by known and accepted methods for convenient administration. Examples of suitable formulations include, without limitation, pills, tablets, soft and hard-shell gel capsules, troches, orally-dissolvable forms and delayed or controlled-release formulations thereof. Particularly, capsule or tablet formulations may contain one or more controlled-release agents, such as hydroxypropylmethyl cellulose, as a dispersion with the active compound(s).

- 89 -

Formulations for parenteral administration may be in the form of aqueous or non-aqueous isotonic sterile injection solutions or suspensions. These solutions and suspensions may be prepared from sterile powders or granules using one or more of the carriers or diluents mentioned for use in the formulations for oral administration or by using other  
5 suitable dispersing or wetting agents and suspending agents. The compounds may be dissolved in water, polyethylene glycol, propylene glycol, ethanol, corn oil, cottonseed oil, peanut oil, sesame oil, benzyl alcohol, sodium chloride, tragacanth gum, and/or various buffers. Other excipients and modes of administration are well and widely known in the pharmaceutical art. The active ingredient may also be administered by injection as a  
10 composition with suitable excipients including saline, dextrose, or water, and optionally comprising one or more of a cosolvent such as propylene glycol or emulsifier such as, for example, Tween 80. Such formulations may also include compounds such as a cyclodextrin (for example, Captisol).

The sterile injectable preparation may also be a sterile injectable solution or  
15 suspension in a non-toxic parenterally acceptable diluent or solvent, for example as a solution in 1,3-butanediol. Among the acceptable vehicles and solvents that may be employed are water, Ringer's solution, and isotonic sodium chloride solution. In addition, sterile, fixed oils are conventionally employed as a solvent or suspending medium. For this purpose any bland fixed oil may be employed, including synthetic mono- or diglycerides. In addition, fatty  
20 acids such as oleic acid find use in the preparation of injectables.

The active ingredient may also be administered by injection as a composition with suitable carriers including saline, dextrose, or water. The daily parenteral dosage regimen will be from about 0.1 to about 30 mg/kg of total body weight, and in some embodiments may be from about 0.1 to about 10 mg/kg.

25 For pulmonary administration, the pharmaceutical composition may be administered in the form of an aerosol or with an inhaler including dry powder aerosol.

The pharmaceutical compositions may be subjected to conventional pharmaceutical operations such as sterilization and/or may contain conventional excipients, such as preservatives, stabilizers, wetting agents, emulsifiers, buffers etc. Tablets and pills can  
30 additionally be prepared with enteric coatings. Such compositions may also comprise excipients, such as wetting, sweetening, flavoring, and perfuming agents. Accordingly, in yet

- 90 -

another embodiment of the present disclosure, there is provided a method of manufacturing a medicament, the method comprising combining an amount of a compound according to Formula I with a pharmaceutically acceptable diluent to manufacture the medicament.

5 In yet another embodiment, the provided herein is a method of manufacturing a medicament for the treatment of AD, the method comprising combining an amount of a compound provided herein with a pharmaceutically acceptable excipient to manufacture the medicament.

### COMBINATIONS

10 While the compounds disclosed herein can be dosed or administered as the sole active pharmaceutical agent, they can also be used in combination with one or more compounds provided herein or in conjunction with other agents. When administered as a combination, the therapeutic agents can be formulated as separate compositions that are administered simultaneously or sequentially at different times, or the therapeutic agents can be given as a single composition.

15 The phrase “co-therapy” (or “combination-therapy”), in defining use of a compound provided herein and another pharmaceutical agent, is intended to embrace administration of each agent in a sequential manner in a regimen that will provide beneficial effects of the drug combination, and is intended as well to embrace co-administration of these agents in a substantially simultaneous manner, such as in a single capsule having a fixed ratio of these  
20 active agents or in multiple, separate capsules for each agent.

Specifically, the administration of compounds provided herein may be in conjunction with additional therapies known to those skilled in the art in the prevention or treatment of  $\beta$ -secretase,  $\gamma$ -secretase and/or other reagents known to influence the formation and/or deposition of A $\beta$  peptide, otherwise responsible for the formation of plaque in the brain.

25 If formulated as a fixed dose, such combination products employ the compounds disclosed herein within the accepted dosage ranges. The compounds provided herein may also be administered sequentially with other known medicinal agents. This disclosure is not limited in the sequence of administration; compounds provided herein may be administered either prior to, simultaneous with or after administration of the known anti-inflammatory  
30 agent.

- 91 -

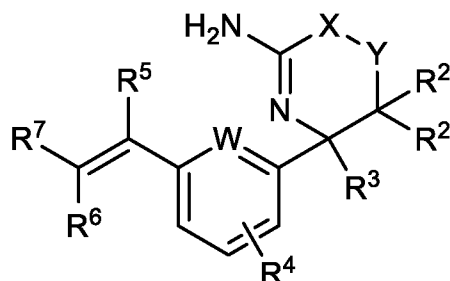
The foregoing description is merely illustrative and is not intended to limit the disclosure to the described compounds, compositions and methods. Variations and changes, which are obvious to one skilled in the art, are intended to be within the scope and nature of the invention, as defined in the appended claims. From the foregoing description, one skilled  
5 in the art can easily ascertain the essential characteristics of this invention, and without departing from the spirit and scope thereof, can make various changes and modifications of the invention to adapt it to various usages and conditions.

All references, for example, a scientific publication or patent application publication, cited herein are incorporated herein by reference in their entirety and for all purposes to the  
10 same extent as if each reference was specifically and individually indicated to be incorporated by reference in its entirety for all purposes.



What is claimed is:

1. A compound of Formula I



I

- 5 or a tautomer thereof, or a pharmaceutically acceptable salt of said compound or tautomer, wherein

W is N or CH;

X is O or C(R<sup>1</sup>R<sup>1'</sup>);

Y is O or C(R<sup>1</sup>R<sup>1'</sup>); wherein

- 10 (1) X is O and Y is C(R<sup>1</sup>R<sup>1'</sup>) or  
(2) X is C(R<sup>1</sup>R<sup>1'</sup>) and Y is O;

R<sup>1</sup> and R<sup>1'</sup>, independently, are H or C<sub>1-6</sub>alkyl, wherein the C<sub>1-6</sub>alkyl is optionally substituted with one to three fluoro substituents;

- 15 R<sup>2</sup> and R<sup>2'</sup>, independently, are H, halogen, or C<sub>1-6</sub>alkoxy, wherein the C<sub>1-6</sub>alkoxy is optionally substituted with one to three fluoro substituents;

alternatively, if X is O and Y is C(R<sup>1</sup>R<sup>1'</sup>) and R<sup>1'</sup> and R<sup>2'</sup> are both H, then R<sup>1</sup> and R<sup>2</sup> together with the carbon atoms to which they are attached may form a C<sub>3-6</sub>cycloalkyl ring;

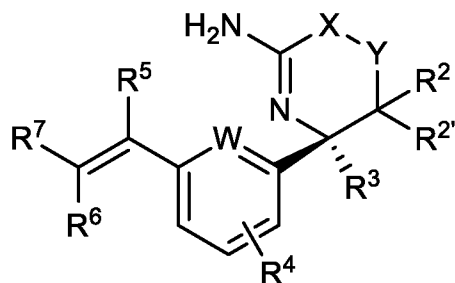
R<sup>3</sup> is C<sub>1-4</sub>alkyl optionally substituted with one to three fluoro substituents;

R<sup>4</sup> is halogen;

- 20 R<sup>5</sup> is H or F; and

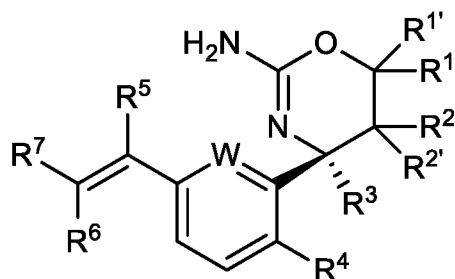
one of R<sup>6</sup> and R<sup>7</sup> is F or H and the other of R<sup>6</sup> and R<sup>7</sup> is a 6-membered nitrogen-containing heteroaryl, which heteroaryl is optionally substituted with one or two substituents selected from halogen, -CN, C<sub>1-6</sub>alkyl, C<sub>1-6</sub>alkoxy, 2-propynyloxy, or 2-butynyloxy, wherein the C<sub>1-6</sub>alkyl or C<sub>1-6</sub>alkoxy are optionally substituted with one to five fluoro substituents.

2. The compound according to Claim 1, or a tautomer thereof, or a pharmaceutically acceptable salt of said compound or tautomer, wherein the compound of Formula I is a compound of Formula II



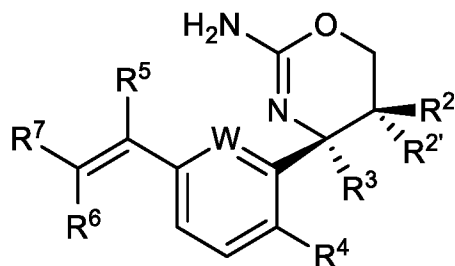
II.

3. The compound according to Claim 1, or a tautomer thereof, or a pharmaceutically acceptable salt of said compound or tautomer, wherein the compound of Formula I is a compound of Formula IIIA



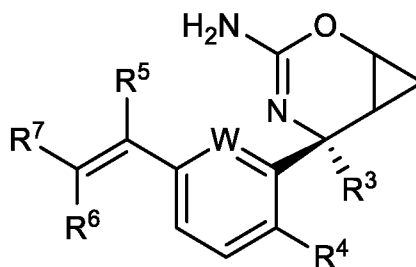
IIIA.

4. The compound according to Claim 1, or a tautomer thereof, or a pharmaceutically acceptable salt of said compound or tautomer, wherein the compound of Formula I is a compound of Formula IIIA'



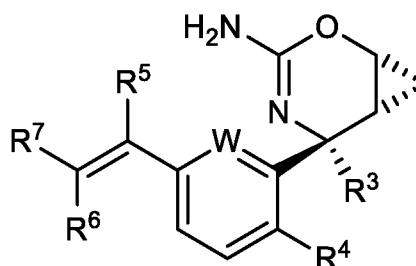
IIIA'.

5. The compound according to Claim 1, or a tautomer thereof, or a pharmaceutically acceptable salt of said compound or tautomer, wherein the compound of Formula I is a compound of Formula IIIB



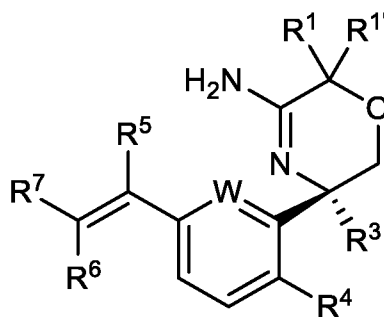
IIIB.

or wherein the compound of Formula I is a compound of Formula IIIB'



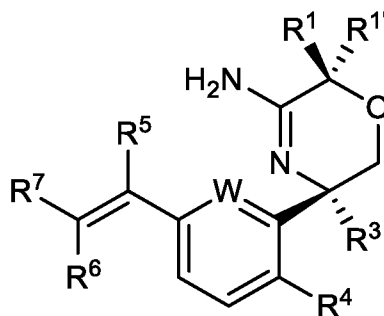
IIIB'.

6. The compound according to Claim 1, or a tautomer thereof, or a pharmaceutically acceptable salt of said compound or tautomer, wherein the compound of Formula I is a compound of Formula IIIC



IIIC;

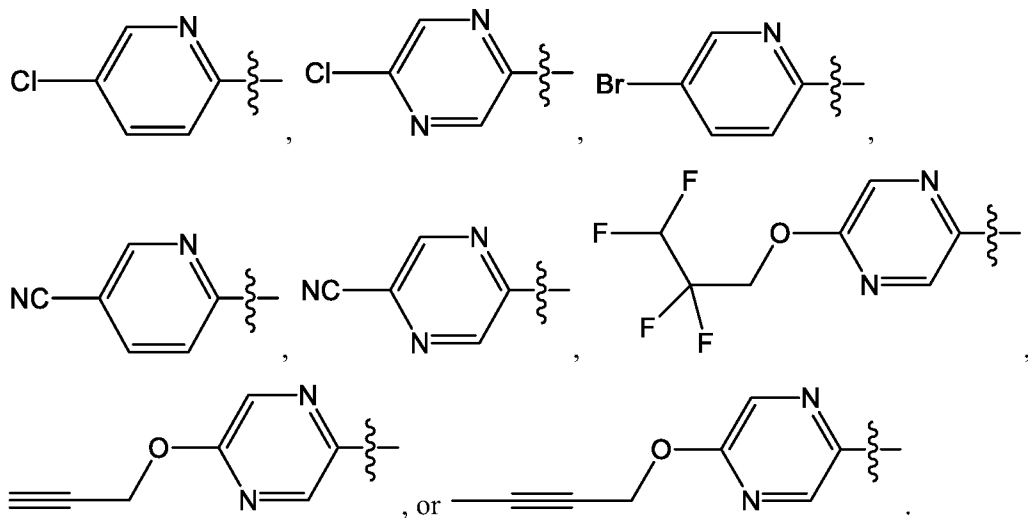
or wherein the compound of Formula I is a compound of Formula IIIC'



III C'.

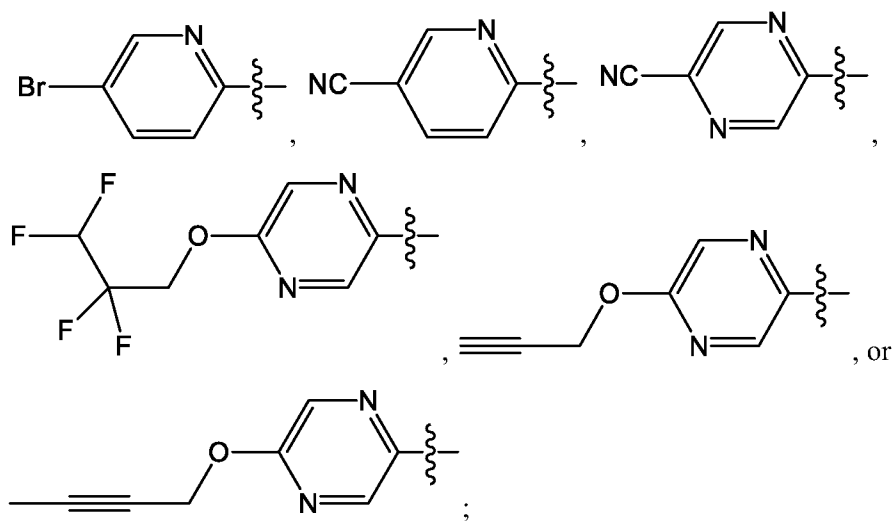
7. The compound according to any one of Claims 1 and 2, or a tautomer thereof, or a pharmaceutically acceptable salt of said compound or tautomer, wherein
- 5 (i) X is O and Y is C(R<sup>1</sup>R<sup>1'</sup>); or
- (ii) X is C(R<sup>1</sup>R<sup>1'</sup>) and Y is O.
8. The compound according to any one of Claims 1 and 2, or a tautomer thereof, or a pharmaceutically acceptable salt of said compound or tautomer, wherein
- X is O and Y is C(R<sup>1</sup>R<sup>1'</sup>);
- 10 R<sup>1'</sup> and R<sup>2'</sup> are both H; and
- R<sup>1</sup> and R<sup>2</sup> together with the carbon atoms to which they are attached form a cyclopropyl ring.
9. The compound according to any one of Claims 1-3 and 6-7, or a tautomer thereof, or a pharmaceutically acceptable salt of said compound or tautomer, wherein
- 15 (i) R<sup>1</sup> or R<sup>1'</sup>, independently, are H, methyl, or trifluoromethyl; or
- (ii) R<sup>1</sup> and R<sup>1'</sup> are H; or
- (iii) R<sup>1</sup> is methyl and R<sup>1'</sup> is trifluoromethyl.
10. The compound according to any one of Claims 1-4, or a tautomer thereof, or a pharmaceutically acceptable salt of said compound or tautomer, wherein
- 20 (i) R<sup>2</sup> and R<sup>2'</sup>, independently, are H, F, or -OCH<sub>2</sub>CF<sub>3</sub>; or
- (ii) R<sup>2</sup> and R<sup>2'</sup> are F; or
- (iii) R<sup>2</sup> is H and R<sup>2'</sup> is -OCH<sub>2</sub>CF<sub>3</sub>.

11. The compound according to any one of Claims 1-10, or a tautomer thereof, or a pharmaceutically acceptable salt of said compound or tautomer, wherein
- (i)  $R^3$  is methyl, monofluoromethyl, difluoromethyl, or trifluoromethyl; or
  - (ii)  $R^3$  is methyl or difluoromethyl.
- 5 12. The compound according to any one of Claims 1-11, or a tautomer thereof, or a pharmaceutically acceptable salt of said compound or tautomer, wherein  $R^4$  is F.
13. The compound according to any one of Claims 1-12, or a tautomer thereof, or a pharmaceutically acceptable salt of said compound or tautomer, wherein
- 10 (i)  $R^6$  and  $R^7$  is F or H and the other of  $R^6$  and  $R^7$  is pyridyl or pyrazinyl, which pyridyl or pyrazinyl is optionally substituted with one or two substituents selected from Cl, Br, -CN, -CF<sub>3</sub>, -OCF<sub>2</sub>CHF<sub>2</sub>, 2-propynyloxy, or 2-butynyloxy; or
- (ii)  $R^6$  and  $R^7$  is F or H and the other of  $R^6$  and  $R^7$  is pyridyl or pyrazinyl, which pyridyl or pyrazinyl is optionally substituted with Cl, Br, -CN, -OCF<sub>2</sub>CHF<sub>2</sub>, 2-propynyloxy, or 2-butynyloxy.
- 15 14. The compound according to any one of Claims 1-, or a tautomer thereof, or a pharmaceutically acceptable salt of said compound or tautomer, wherein  $R^6$  and  $R^7$  is F or H and the other of  $R^6$  and  $R^7$  is pyridyl or pyrazinyl, which pyridyl or pyrazinyl is optionally substituted with Br, -CN, -OCF<sub>2</sub>CHF<sub>2</sub>, 2-propynyloxy, or 2-butynyloxy.
- 20 15. The compound according to any one of Claims 1-13, or a tautomer thereof, or a pharmaceutically acceptable salt of said compound or tautomer, wherein one of  $R^6$  and  $R^7$  is



16. The compound according to any one of Claims 1-15, or a tautomer thereof,  
 5 or a pharmaceutically acceptable salt of said compound or tautomer, wherein

(i) one of  $R^6$  and  $R^7$  is



10

(ii) W is CH; or

(iii) W is N.

17. The compound according to any one of Claims 1-16, or a tautomer thereof,  
 or a pharmaceutically acceptable salt of said compound or tautomer, wherein

(i)  $R^5$  is H; and  $R^6$  is H;

- (ii) R<sup>5</sup> is H; and R<sup>7</sup> is H;
- (iii) R<sup>5</sup> is F; and R<sup>6</sup> is H;
- (iv) R<sup>5</sup> is F; and R<sup>7</sup> is H;
- (v) R<sup>5</sup> is H; and R<sup>6</sup> is F; or
- (vi) R<sup>5</sup> is H; and R<sup>7</sup> is F.

5

18. The compound of Claim 1, or a tautomer thereof, or a pharmaceutically acceptable salt of said compound or tautomer, selected from

(1R,5S,6R)-5-(5-((Z)-2-(5-bromopyridin-2-yl)-2-fluorovinyl)-2-fluorophenyl)-5-(difluoromethyl)-2-oxa-4-azabicyclo[4.1.0]hept-3-en-3-amine;

10

(1R,5S,6R)-5-(5-((Z)-2-(5-chloropyridin-2-yl)-2-fluorovinyl)-2-fluorophenyl)-5-(difluoromethyl)-2-oxa-4-azabicyclo[4.1.0]hept-3-en-3-amine;

6-((Z)-2-(3-((1R,5S,6R)-3-amino-5-(difluoromethyl)-2-oxa-4-azabicyclo[4.1.0]hept-3-en-5-yl)-4-fluorophenyl)-1-fluorovinyl)nicotinonitrile;

15

(2R,5R)-5-(5-((Z)-2-(5-chloropyridin-2-yl)-2-fluorovinyl)-2-fluorophenyl)-2,5-dimethyl-2-(trifluoromethyl)-5,6-dihydro-2H-1,4-oxazin-3-amine;

6-((Z)-2-(3-((3R,6R)-5-amino-3,6-dimethyl-6-(trifluoromethyl)-3,6-dihydro-2H-1,4-oxazin-3-yl)-4-fluorophenyl)-1-fluorovinyl)nicotinonitrile;

5-((Z)-2-(3-((3R,6R)-5-amino-3,6-dimethyl-6-(trifluoromethyl)-3,6-dihydro-2H-1,4-oxazin-3-yl)-4-fluorophenyl)-1-fluorovinyl)pyrazine-2-carbonitrile;

20

(2R,5R)-5-(2-fluoro-5-((Z)-2-fluoro-2-(5-(2,2,3,3-tetrafluoropropoxy)pyrazin-2-yl)vinyl)phenyl)-2,5-dimethyl-2-(trifluoromethyl)-5,6-dihydro-2H-1,4-oxazin-3-amine;

(2R,5R)-5-(2-fluoro-5-((Z)-2-fluoro-2-(5-(prop-2-yn-1-yloxy)pyrazin-2-yl)vinyl)phenyl)-2,5-dimethyl-2-(trifluoromethyl)-5,6-dihydro-2H-1,4-oxazin-3-amine;

25

(2R,5R)-5-(5-((Z)-2-(5-chloropyrazin-2-yl)-2-fluorovinyl)-2-fluorophenyl)-2,5-dimethyl-2-(trifluoromethyl)-5,6-dihydro-2H-1,4-oxazin-3-amine;

6-((Z)-2-(3-((4R,5R)-2-amino-4-methyl-5-(2,2,2-trifluoroethoxy)-5,6-dihydro-4H-1,3-oxazin-4-yl)-4-fluorophenyl)-1-fluorovinyl)nicotinonitrile;

(4R,5R)-4-(5-((Z)-2-(5-chloropyrazin-2-yl)-2-fluorovinyl)-2-fluorophenyl)-4-methyl-5-(2,2,2-trifluoroethoxy)-5,6-dihydro-4H-1,3-oxazin-2-amine;

30

(4R,5R)-4-(2-fluoro-5-((Z)-2-fluoro-2-(5-(prop-2-yn-1-yloxy)pyrazin-2-yl)vinyl)phenyl)-4-methyl-5-(2,2,2-trifluoroethoxy)-5,6-dihydro-4H-1,3-oxazin-2-amine;

5-((Z)-2-(3-((4R,5R)-2-amino-4-methyl-5-(2,2,2-trifluoroethoxy)-5,6-dihydro-4H-1,3-oxazin-4-yl)-4-fluorophenyl)-1-fluorovinyl)pyrazine-2-carbonitrile;

(4R,5R)-4-(5-((Z)-2-(5-(but-2-yn-1-yloxy)pyrazin-2-yl)-2-fluorovinyl)-2-fluorophenyl)-4-methyl-5-(2,2,2-trifluoroethoxy)-5,6-dihydro-4H-1,3-oxazin-2-amine;

5 (R,Z)-6-(2-(3-(2-amino-5,5-difluoro-4-methyl-5,6-dihydro-4H-1,3-oxazin-4-yl)-4-fluorophenyl)-1-fluorovinyl)nicotinonitrile;

(R,Z)-5,5-difluoro-4-(2-fluoro-5-(2-fluoro-2-(5-(prop-2-yn-1-yloxy)pyrazin-2-yl)vinyl)phenyl)-4-methyl-5,6-dihydro-4H-1,3-oxazin-2-amine;

10 (R,Z)-6-(2-(6-(2-amino-5,5-difluoro-4-methyl-5,6-dihydro-4H-1,3-oxazin-4-yl)-5-fluoropyridin-2-yl)-1-fluorovinyl)nicotinonitrile; or

6-((Z)-2-(6-((3R,6R)-5-amino-3,6-dimethyl-6-(trifluoromethyl)-3,6-dihydro-2H-1,4-oxazin-3-yl)-5-fluoropyridin-2-yl)-1-fluorovinyl)nicotinonitrile.

19. The compound of Claim 1, or a tautomer thereof, or a pharmaceutically acceptable salt of said compound or tautomer, selected from

15 (1R,5S,6R)-5-(5-((Z)-2-(5-bromopyridin-2-yl)-2-fluorovinyl)-2-fluorophenyl)-5-(difluoromethyl)-2-oxa-4-azabicyclo[4.1.0]hept-3-en-3-amine;

6-((Z)-2-(3-((1R,5S,6R)-3-amino-5-(difluoromethyl)-2-oxa-4-azabicyclo[4.1.0]hept-3-en-5-yl)-4-fluorophenyl)-1-fluorovinyl)nicotinonitrile;

20 6-((Z)-2-(3-((3R,6R)-5-amino-3,6-dimethyl-6-(trifluoromethyl)-3,6-dihydro-2H-1,4-oxazin-3-yl)-4-fluorophenyl)-1-fluorovinyl)nicotinonitrile;

5-((Z)-2-(3-((3R,6R)-5-amino-3,6-dimethyl-6-(trifluoromethyl)-3,6-dihydro-2H-1,4-oxazin-3-yl)-4-fluorophenyl)-1-fluorovinyl)pyrazine-2-carbonitrile;

(2R,5R)-5-(2-fluoro-5-((Z)-2-fluoro-2-(5-(2,2,3,3-tetrafluoropropoxy)pyrazin-2-yl)vinyl)phenyl)-2,5-dimethyl-2-(trifluoromethyl)-5,6-dihydro-2H-1,4-oxazin-3-amine;

25 (2R,5R)-5-(2-fluoro-5-((Z)-2-fluoro-2-(5-(prop-2-yn-1-yloxy)pyrazin-2-yl)vinyl)phenyl)-2,5-dimethyl-2-(trifluoromethyl)-5,6-dihydro-2H-1,4-oxazin-3-amine;

6-((Z)-2-(3-((4R,5R)-2-amino-4-methyl-5-(2,2,2-trifluoroethoxy)-5,6-dihydro-4H-1,3-oxazin-4-yl)-4-fluorophenyl)-1-fluorovinyl)nicotinonitrile;

30 (4R,5R)-4-(5-((Z)-2-(5-chloropyrazin-2-yl)-2-fluorovinyl)-2-fluorophenyl)-4-methyl-5-(2,2,2-trifluoroethoxy)-5,6-dihydro-4H-1,3-oxazin-2-amine;



- (4R,5R)-4-(2-fluoro-5-((Z)-2-fluoro-2-(5-(prop-2-yn-1-yloxy)pyrazin-2-yl)vinyl)phenyl)-4-methyl-5-(2,2,2-trifluoroethoxy)-5,6-dihydro-4H-1,3-oxazin-2-amine;  
 5-((Z)-2-(3-((4R,5R)-2-amino-4-methyl-5-(2,2,2-trifluoroethoxy)-5,6-dihydro-4H-1,3-oxazin-4-yl)-4-fluorophenyl)-1-fluorovinyl)pyrazine-2-carbonitrile;
- 5 (4R,5R)-4-(5-((Z)-2-(5-(but-2-yn-1-yloxy)pyrazin-2-yl)-2-fluorovinyl)-2-fluorophenyl)-4-methyl-5-(2,2,2-trifluoroethoxy)-5,6-dihydro-4H-1,3-oxazin-2-amine;  
 (R,Z)-6-(2-(3-(2-amino-5,5-difluoro-4-methyl-5,6-dihydro-4H-1,3-oxazin-4-yl)-4-fluorophenyl)-1-fluorovinyl)nicotinonitrile;
- 10 (R,Z)-5,5-difluoro-4-(2-fluoro-5-(2-fluoro-2-(5-(prop-2-yn-1-yloxy)pyrazin-2-yl)vinyl)phenyl)-4-methyl-5,6-dihydro-4H-1,3-oxazin-2-amine;  
 (R,Z)-6-(2-(6-(2-amino-5,5-difluoro-4-methyl-5,6-dihydro-4H-1,3-oxazin-4-yl)-5-fluoropyridin-2-yl)-1-fluorovinyl)nicotinonitrile; or  
 6-((Z)-2-(6-((3R,6R)-5-amino-3,6-dimethyl-6-(trifluoromethyl)-3,6-dihydro-2H-1,4-oxazin-3-yl)-5-fluoropyridin-2-yl)-1-fluorovinyl)nicotinonitrile.
- 15 20. A pharmaceutical composition comprising the compound according to any one of Claims 1-19, or a tautomer thereof, or a pharmaceutically acceptable salt of said compound or tautomer, and a pharmaceutically acceptable excipient.
21. A compound according to any one of Claims 1-19, or a tautomer thereof, or a pharmaceutically acceptable salt of said compound or tautomer, or the pharmaceutical composition according to Claim 20 for use as a medicament.
- 20 22. Use of the compound according to any one of Claims 1-19, or a tautomer thereof, or the pharmaceutically acceptable salt of said compound or tautomer, or the pharmaceutical composition according to Claim 20 in the preparation of a medicament for reducing beta amyloid peptide levels in the cerebral spinal fluid of a subject.
- 25 23. Use of the compound according to any one of Claims 1-19, or a tautomer thereof, or a pharmaceutically acceptable salt of said compound or tautomer, or the pharmaceutical composition according to Claim 20 in the preparation of a medicament for treating Alzheimer's disease, cognitive impairment, or a combination thereof in a subject.

24. Use of the compound according to any one of Claims 1-19, or a tautomer thereof, or a pharmaceutically acceptable salt of said compound or tautomer, or the pharmaceutical composition according to Claim 20 in the preparation of a medicament for the treatment of a neurological disorder selected from mild cognitive impairment, Down's syndrome, hereditary cerebral hemorrhage with Dutch-type amyloidosis, cerebral amyloid angiopathy, degenerative dementia, dementia associated with Parkinson's disease, dementia associated with supranuclear palsy, dementia associated with cortical basal degeneration, diffuse Lewy body type of Alzheimer's disease, or a combination thereof in a subject.

25. Use of the compound according to any one of Claims 1-19, or a tautomer thereof, or a pharmaceutically acceptable salt of said compound or tautomer, or the pharmaceutical composition according to Claim 20 in the preparation of a medicament for the reduction of formation of plaque in the brain of a subject.

26. A method of reducing beta amyloid peptide levels in the cerebral spinal fluid of a subject in need thereof, the method comprising administering to the subject a therapeutically effective amount of the compound according to any one of Claims 1-19, or a tautomer thereof, or a pharmaceutically acceptable salt of said compound or tautomer, or a therapeutically effective amount of the pharmaceutical composition according to Claim 20.

27. A method of treating Alzheimer's disease, cognitive impairment or a combination thereof in a subject in need thereof, the method comprising administering to the subject a therapeutically effective amount of the compound according to any one of Claims 1-19, or a tautomer thereof, or a pharmaceutically acceptable salt of said compound or tautomer, or a therapeutically effective amount of the pharmaceutical composition according to Claim 20.

28. A method of treating a neurological disorder selected from mild cognitive impairment, Down's syndrome, hereditary cerebral hemorrhage with Dutch-type amyloidosis, cerebral amyloid angiopathy, degenerative dementia, dementia associated with Parkinson's disease, dementia associated with supranuclear palsy, dementia associated with cortical basal degeneration, diffuse Lewy body type of Alzheimer's disease, or a combination thereof in a subject in need thereof, the method comprising administering to the subject a therapeutically

effective amount of the compound according to any one of Claims 1-19, or a tautomer thereof, or a pharmaceutically acceptable salt of said compound or tautomer, or a therapeutically effective amount of the pharmaceutical composition according to Claim 20.

- 5           29.       A method of reducing the formation of plaque in the brain of a subject in need thereof, the method comprising administering to the subject a therapeutically effective amount of the compound according to any one of Claims 1-19, or a tautomer thereof, or a pharmaceutically acceptable salt of said compound or tautomer, or a therapeutically effective amount of the pharmaceutical composition according to Claim 20.