



US00D789879S

(12) **United States Design Patent**
Itoi

(10) **Patent No.:** **US D789,879 S**

(45) **Date of Patent:** **** Jun. 20, 2017**

(54) **TIRE SIDEWALL**

(71) Applicant: **BRIDGESTONE CORPORATION,**
Tokyo (JP)

(72) Inventor: **Dyta Itoi,** Tokyo (JP)

(73) Assignee: **BRIDGESTONE CORPORATION,**
Tokyo (JP)

(**) Term: **15 Years**

(21) Appl. No.: **29/568,710**

(22) Filed: **Jun. 21, 2016**

(30) **Foreign Application Priority Data**

Dec. 22, 2015 (JP) 2015-028556

(51) **LOC (10) Cl.** **12-15**

(52) **U.S. Cl.**
USPC **D12/605**

(58) **Field of Classification Search**
USPC D12/605
See application file for complete search history.

(56) **References Cited**

U.S. PATENT DOCUMENTS

D550,150 S * 9/2007 Shondel D12/605
D585,017 S * 1/2009 Shondel D12/605

D590,332 S * 4/2009 Sato D12/605
D677,217 S * 3/2013 Iwabuchi D12/605
D750,555 S * 3/2016 Iwabuchi D12/605
D769,182 S * 10/2016 Iwabuchi D12/605
D769,806 S * 10/2016 Yasunaga D12/605
D769,807 S * 10/2016 Ishikawa D12/605

* cited by examiner

Primary Examiner — Robert M Spear

Assistant Examiner — John Voytek

(74) *Attorney, Agent, or Firm* — Sughrue Mion, PLLC

(57) **CLAIM**

The ornamental design for a tire sidewall, as shown and described.

DESCRIPTION

FIG. 1 is a perspective view of a tire sidewall showing my design;

FIG. 2 is a front view thereof;

FIG. 3 is a top view thereof;

FIG. 4 is a right side view thereof;

FIG. 5 is a rear view thereof;

FIG. 6 is a fragmentary enlarged view showing the details of the sidewall defined by cross-section by lines 6-6 and 6-6 in FIG. 2; and,

FIG. 7 is a section view taken along line 7-7 between 7-7 in FIG. 6.

The broken lines are used to show unclaimed environment, and thus form no part of the claimed design.

1 Claim, 7 Drawing Sheets

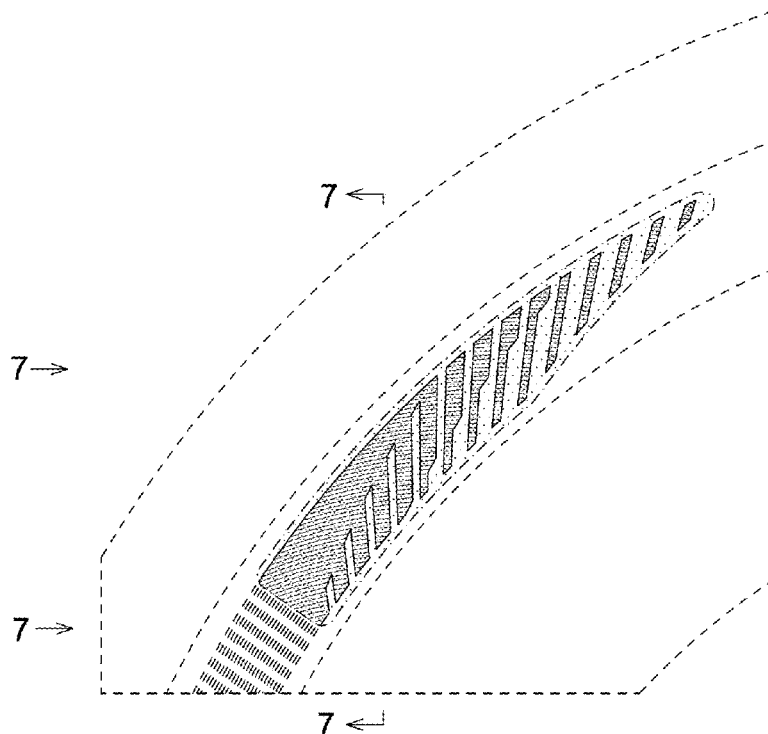


FIG. 1




FIG. 2

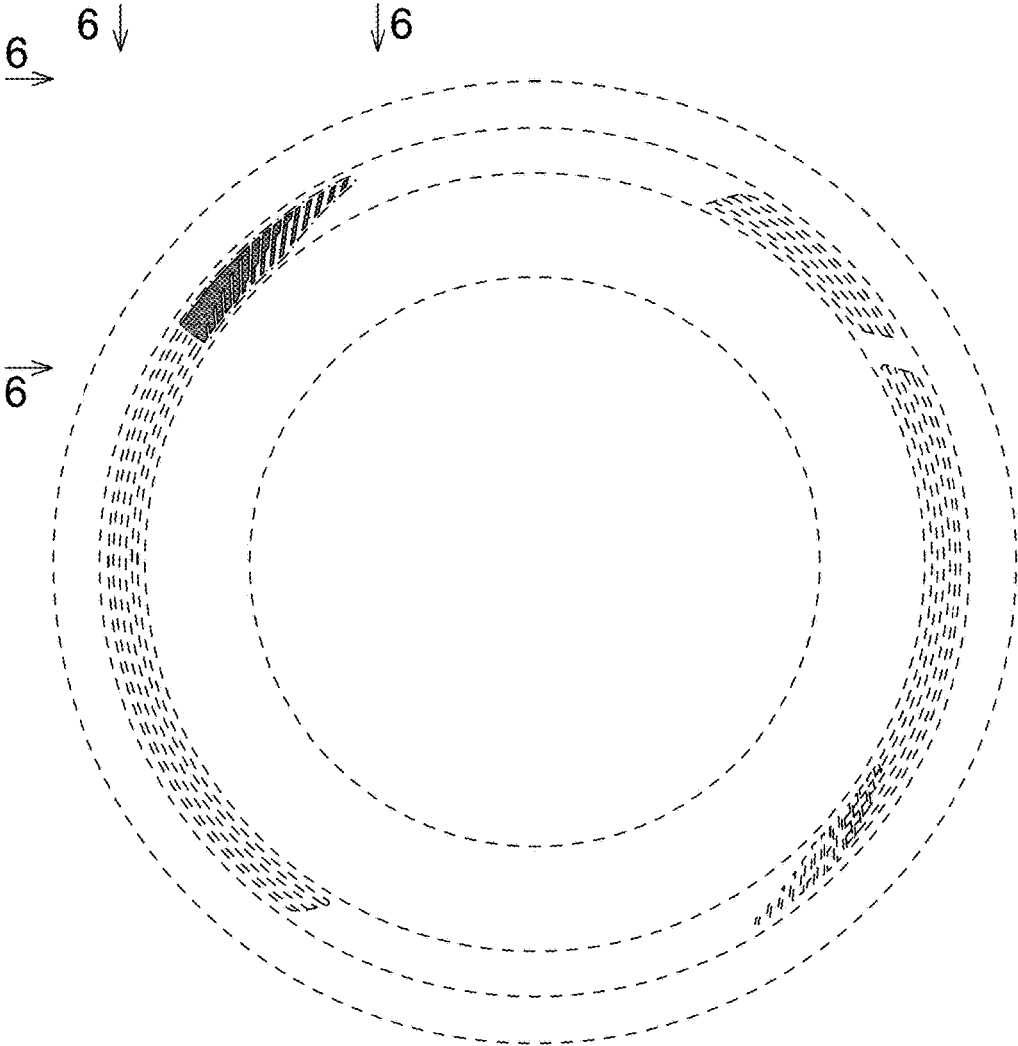


FIG. 3



FIG. 4




FIG. 5

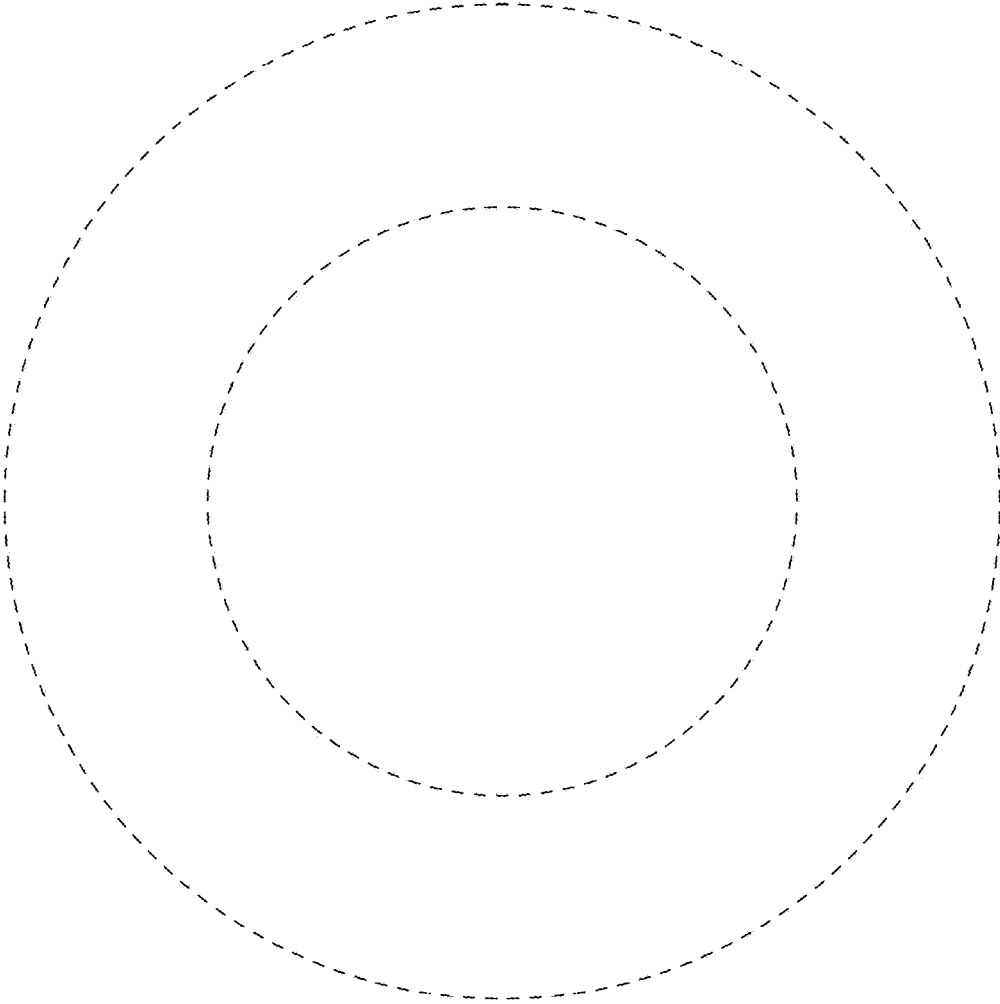


FIG. 6

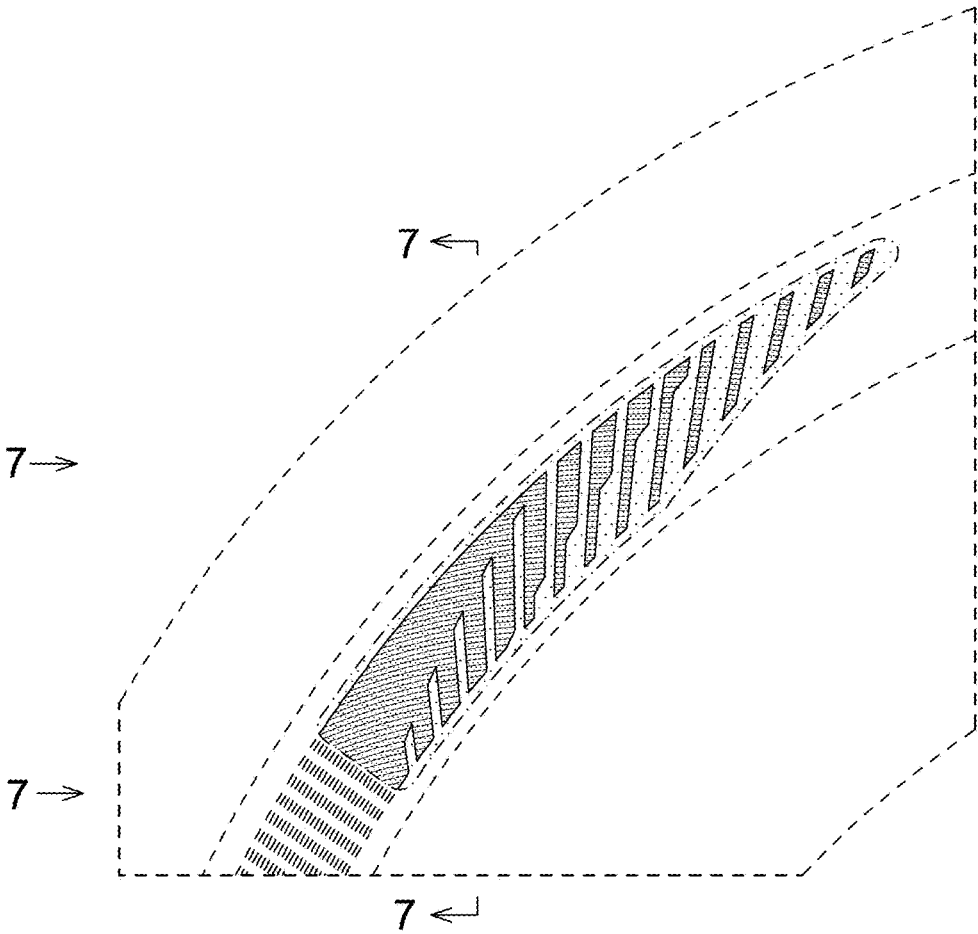


FIG. 7

