

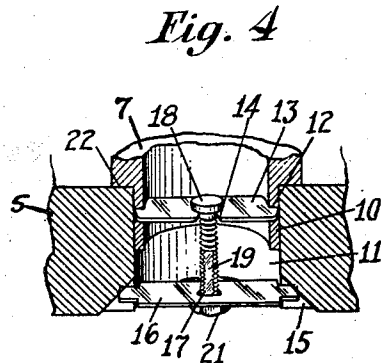
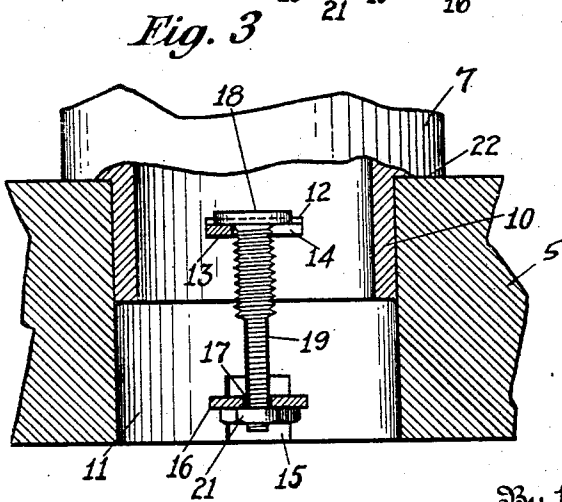
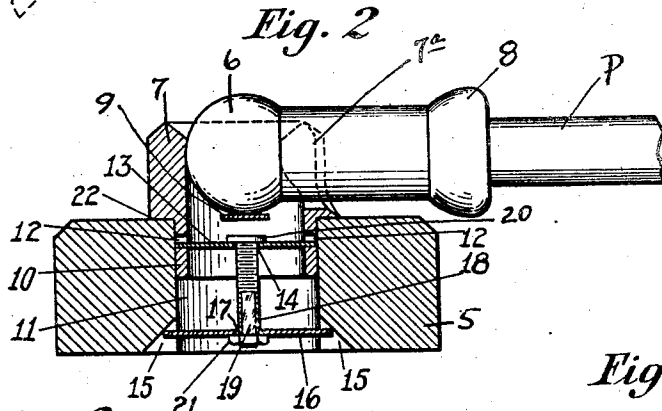
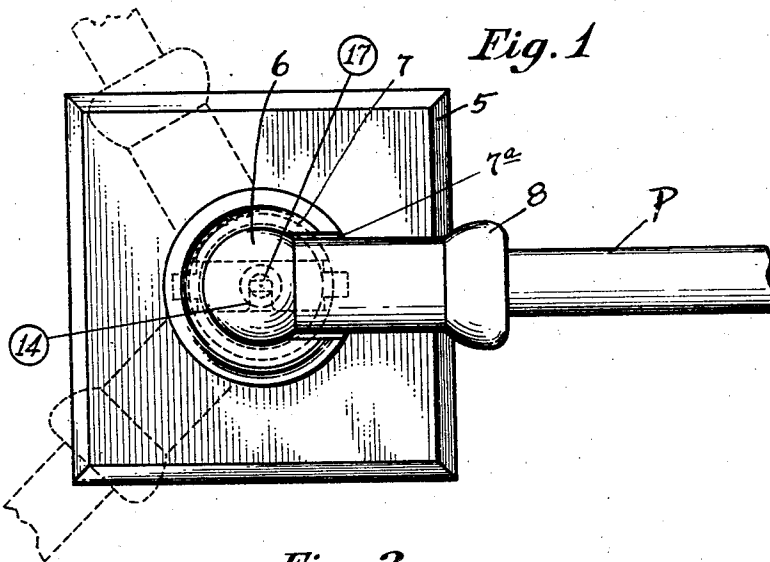
Dec. 27, 1932.

H. L. BLACKMAN

1,892,499

SECURING MEANS FOR RECEIVING RECEPTACLES FOR PENS

Filed Aug. 19, 1926



Inventor
Horace L. Blackman

By his Attorneys Dodson & Roe

UNITED STATES PATENT OFFICE

HORACE L. BLACKMAN, OF JANESVILLE, WISCONSIN, ASSIGNOR, BY MESNE ASSIGNMENTS, TO PEN DESK SET COMPANY, A CORPORATION OF ILLINOIS

SECURING MEANS FOR RECEIVING RECEPTACLES FOR PENS

Application filed August 19, 1926. Serial No. 130,116.

My invention relates to the stationery art, and particularly to devices adapted to hold pens, pencils, and the like, and to position them at different and varying angles, as may be desired by the user.

My present invention is very closely allied to the disclosure in Patent No. 1,706,662, granted to Walter Guyot on March 26, 1929, for desk set, wherein provision is made for the mounting of a ball and socket joint in a base whereby the pen receiving cap is frictionally held at any desired angle.

The object of my invention is to provide means for tensionally holding the ball receiving member in the base of the desk set in such a manner that this member may be rotated horizontally to any desired position.

My invention consists of certain details of construction, hereinafter set forth, pointed out in my claims, and illustrated in the accompanying drawing, in which

Fig. 1 shows a plan view, with a pen dotted in in varying positions;

Fig. 2 shows a longitudinal cross section;

Fig. 3 shows an enlarged sectional view, in detail; and

Fig. 4 shows a sectional view, partly in perspective, of the positioning means I employ.

My invention provides a construction substantially similar, to a certain degree, to that disclosed in the Guyot patent above-identified, in that there is employed a base 5 upon which is mounted a ball and socket joint consisting of a ball 6 and a base-mounted socket member 7 with a pen receptacle 8 projecting from the ball. The side of the socket member 7 is recessed at 7a to permit the receptacle 8 to enter the recess, when turned down, and lie substantially parallel upon the top of the base. The receiving and holding means for the ball 6 is, as in the Guyot patent provided with a flat spring 9 which exerts tension against the ball 6 to hold the latter in any desired position; and it is also provided with a depending annular wall 10 seated in a circular opening 11 in the base 5.

My invention is directed entirely to providing for this ball receiving and holding portion or socket 7 to turn horizontally within its mounting and to be held against the

tension of spring members. By such a construction, means are provided for the pen to lie flat against the top of the desk set, at any desired angle.

More particularly, referring to Figs. 2 to 4, the depending annular socket wall 10 is provided with two oppositely disposed similar orifices 12, to receive the ends of a flat spring 13, the ends of the spring 13, when placed in position within the orifices 12, not extending through said wall 10. The central portion of this spring 13 is slotted inwardly from one longitudinal side, said slot extending beyond the central portion of the spring, as shown at 14.

The base of the desk set, adjacent the bottom of the base opening 11, is provided with a pair of oppositely disposed recesses 15, extending outwardly from the opening 11, and designed to receive the ends of a spring 16 provided in its central portion with an opening 17. This opening 17 is oblong, and preferably positioned longitudinally in the spring 16.

The recesses 15 in the base of the desk set to receive the ends of the aforesaid spring 16, provide for the countersinking of the spring 16 within the base. The opening 17 in the spring 16 is in alignment with the slot 14 in the spring 13. A securing screw, or bolt, 18, having the lower part of its screw-threaded shaft flattened, as shown at 19, is inserted in the slot 14 of the upper spring 13, the head 20 of said bolt 18 engaging the top of the spring 13. The shaft 19 of the bolt 18 extends downwardly through the longitudinal opening 17 in the second spring 16, which opening is shaped to receive the oblong end of the shaft 19 of the bolt 18. Obviously, the bolt 18 cannot turn within the opening 17 in the spring 16, but it is free to rotate within the slot 14 in the spring 13. A nut 21 secures the bolt 18 between the two springs 13 and 16, and by tightening the nut 21 a tension is provided for a seating of the ball receiving member or socket 7 within the base. This tension obviously exerts pressure on the shoulder 22 of the ball receiving socket 7 against the top of the desk set, and may be regulated by the user.

It is obvious, from the construction as above described and as disclosed in the drawing, that the socket member 7 may be rotated longitudinally within the base of the desk set.

5 This rotation is desired for the purpose of positioning the recess 7a, in the wall of the socket 7, as this recess 7a permits the pen receiving receptacle 8 to be lowered to a horizontal position on the top of the desk set.

10 It is often desired to have the pen P lie in a horizontal position and project at a certain angle, and my invention provides for rotating the ball receiving member 7 to the point desired, to permit the pen to lie in any desired

15 position horizontally on the top of the desk set.

Having thus described my invention, what I claim, and desire to secure by Letters Patent of the United States, is:

20 1. In a desk set having a pen-receiving receptacle unit and a base, a securing means for the receiving receptacle unit comprising a recessed spring mounted in the lower part of the receiving receptacle unit, a slotted spring

25 mounted in the base, and a bolt engaging the recess and slot of said springs to tensionally join said springs.

30 2. In a desk set having a writing instrument receiving unit and a base, a securing means for the receiving receptacle unit which comprises a spring mounted in the lower part of the receiving receptacle unit, a spring

35 mounted in the base, and a bolt to tensionally join the two springs, said bolt being mounted for rotation in one spring and against rotation in the other spring.

40 3. In a desk set having a receiving receptacle unit and a base, a securing means for the receiving receptacle unit which comprises a recessed spring secured in the lower part of the receiving receptacle unit, a slotted bar secured in the base, and a bolt engaging the recess of said spring and the slot of said bar

45 to tensionally join said spring and said bar.

50 4. In a desk set, a base with a circular opening therein, a receiving receptacle unit having a part mounted in said opening, a member extending across the base-mounted part of the receiving receptacle unit, a member

55 mounted in the base of the desk set, one of said members being yieldable, and a device to tensionally join said two members.

60 5. In a desk set, a base, a receiving receptacle into which a writing instrument may be inserted, a ball on said receptacle, a socket mounted on said base and in which said ball swings, and spring means between said base

65 and socket for connecting said socket for rotary movement relative thereto under tension.

6. In a desk set, a base, a pen-receiving receptacle, a ball on said receptacle, a socket on said base in which said ball swings, means to exert a pressure on said ball when in said

socket, and a connection between said base and socket including spring means.

7. In a desk set, a base, a pen-receiving receptacle, a spherical seat associated with said base and a spherical member associated with said receptacle and cooperating with said

70 receptacle for swinging movement of said receptacle, means for pressing said member against said seat to retain said receptacle in selected positions, and means including a

75 tensioning element for connecting said seat to said base for rotating relative to the latter.

8. A base mounting for a pen-receiving receptacle for a desk set which includes a support member adapted to be mounted on the

80 base, a spring bar associated with said support member, another spaced spring bar adapted to be associated with the base, and means for connecting said bars together to

85 tensionally seat said support upon the base.

9. In a fountain pen desk set, a base having a flat bottom, a receptacle for receiving a fountain pen, a ball on said receptacle, an opening through said base, a cup-shaped

90 socket member inserted in said opening, the socket receiving said ball, resilient means for holding the ball in the socket in any position of angular adjustment of the receptacle, an anchor plate positioned at the lower end of

95 the opening in the base, and tightening means extending between said anchor plate and said socket member to firmly hold the latter in the base member without disturbing the frictional contact between the ball and

100 the socket.

10. In a fountain pen desk set, a base having a flat bottom adapted to rest on a desk top, a socket in said base, a receptacle having

105 a ball seated in said socket, means to hold the ball in frictional contact with the socket, and means independent of the socket for securing the socket in the base without disturbing the frictional contact between the ball and the socket.

11. In a fountain pen desk set, a base, a socket in said base, a ball adapted to seat in

110 said socket, a receptacle for receiving a pen, means to hold said ball in frictional contact with the socket, and an anchor member in said base and adapted to engage said socket

115 for holding the socket in the base without disturbing the frictional contact between the ball and the socket.

12. In a device of the class described, a

120 base having an opening therein, a pedestal member mounted for turning movements in said base and having a spherical socket in its top with an open side, means yieldingly retaining the base and pedestal member in assembled relation and permitting relative

125 turning thereof, a socketed pen-receiving member having an inner spherical end adapted to fit said spherical socket for limited rocking movements relative to the pedestal member, the pen-receiving member being capable

130

of swinging to reclining position down through the open side of said socket, and means cooperating with said members to yieldingly retain them in assembled relation.

- 5 13. In a device of the class described, a socketed pen-receiving member having a ball end, a mounting member having a socket for receiving said ball end to permit relative universal rocking movements of the members
10 and preventing the outward withdrawal of one from the other, said mounting member having the side wall of its socket open at one side of its axis to permit the pen-receiving member to be swung down therein to reclining position, a base member in which said
15 mounting member is mounted for horizontal rotation, and means yieldingly cooperating with said base and mounting members to retain them in assembled relation and to permit
20 relative turning movements thereof.

HORACE L. BLACKMAN.

25

30

35

40

45

50

55

60

65