



US00D747838S

(12) **United States Design Patent**
Krosschell

(10) **Patent No.:** **US D747,838 S**

(45) **Date of Patent:** **** Jan. 19, 2016**

(54) **SCRAPER BLADE FOR CONVEYOR BELTS**

OTHER PUBLICATIONS

(71) Applicant: **Flexible Steel Lacing Company**,
Downers Grove, IL (US)

ASGCO, Toro Reversing Secondary Belt Cleaner Part Number
Guide, copyright date Jun. 2012, 2 pages.

(Continued)

(72) Inventor: **Marcus Lee Krosschell**, Wyoming, MI
(US)

Primary Examiner — Mark Goodwin

(73) Assignee: **Flexible Steel Lacing Company**,
Downers Grove, IL (US)

(74) *Attorney, Agent, or Firm* — Fitch, Even, Tabin &
Flannery LLP

(**) Term: **14 Years**

(21) Appl. No.: **29/492,437**

(57) **CLAIM**

I claim the ornamental design for a scraper blade for conveyor
belts, as shown and described.

(22) Filed: **May 30, 2014**

(51) **LOC (10) Cl.** **12-05**

(52) **U.S. Cl.**

USPC **D34/35; D34/29**

(58) **Field of Classification Search**

USPC D15/28, 32; D32/40, 46; D34/35, 29

CPC B65G 45/00; B65G 45/12; B65G 45/14;

B65G 45/16; B65G 45/20; B65G 45/26;

B65G 39/073; B65G 2203/042

See application file for complete search history.

DESCRIPTION

FIG. 1 is a perspective view of a scraper blade for conveyor
belts, showing my new design;

FIG. 2 is a side elevational view thereof, the opposite side
view being identical;

FIG. 3 is a front elevational view thereof, the rear elevational
view being identical;

FIG. 4 is a top plan view thereof;

FIG. 5 is a bottom plan view thereof;

FIG. 6 is a perspective view of a second embodiment of the
scraper blade for conveyor belts;

FIG. 7 is a side elevational view thereof, the opposite side
view being identical;

FIG. 8 is a front elevational view thereof, the rear elevational
view being identical;

FIG. 9 is a top plan view thereof; and,

FIG. 10 is a bottom plan view thereof.

The broken lines are for illustrative purposes and form no part
of the claimed design.

The pairs of close, wavy lines in the drawings are to indicate
that the scraper blade for conveyor belts is of an indeterminate
length, and such pairs of wavy lines themselves form no part
of the claimed design.

(56)

References Cited

U.S. PATENT DOCUMENTS

936,887 A	7/1909	Healey
3,342,312 A	9/1967	Reiter
3,674,131 A	7/1972	Matson
3,767,210 A	10/1973	Havens et al.
3,841,470 A	10/1974	Meguro
3,952,863 A	4/1976	Schattauer
3,994,384 A	11/1976	Reiter
4,031,252 A	6/1977	Sullivan et al.
4,036,354 A	7/1977	Reiter

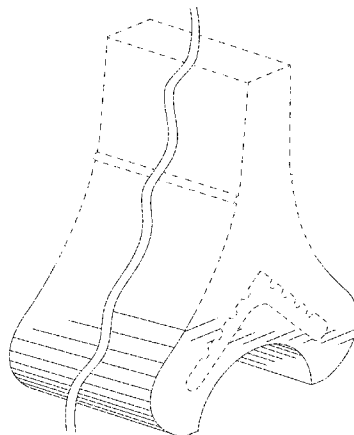
(Continued)

FOREIGN PATENT DOCUMENTS

CA	1221050	4/1987
DE	3402407 A1	7/1985

(Continued)

1 Claim, 8 Drawing Sheets



(56)

References Cited

U.S. PATENT DOCUMENTS

4,053,045 A 10/1977 Reiter
 4,182,444 A 1/1980 Fisher
 4,189,046 A 2/1980 Ward et al.
 4,359,150 A 11/1982 Bowman et al.
 4,529,084 A 7/1985 Zhang
 4,533,035 A 8/1985 Reiter
 4,533,036 A 8/1985 Gordon
 4,541,523 A 9/1985 Stockton
 4,633,999 A 1/1987 Perneckzy
 4,639,967 A 2/1987 Bordignon
 4,641,852 A 2/1987 Kerst et al.
 4,658,949 A 4/1987 Reicks
 4,694,952 A 9/1987 Meijer
 4,696,389 A 9/1987 Schwarze
 4,768,644 A 9/1988 Cromm
 4,779,716 A 10/1988 Gordon
 4,792,154 A 12/1988 Kerst et al.
 4,825,996 A * 5/1989 Davidts B65G 45/12
 15/256.5
 4,838,409 A 6/1989 Rappen
 4,850,474 A 7/1989 Schwarze
 4,854,443 A 8/1989 Gordon
 4,887,329 A 12/1989 Perneckzy
 4,953,689 A 9/1990 Peterson et al.
 4,962,845 A 10/1990 Gibbs
 5,011,002 A 4/1991 Gibbs
 5,014,844 A 5/1991 Anttonen
 5,016,746 A 5/1991 Gibbs
 5,031,750 A 7/1991 Barnes
 5,082,106 A 1/1992 Schwarze
 5,088,965 A 2/1992 Swinderman et al.
 5,114,000 A 5/1992 Rappen
 5,222,588 A 6/1993 Gordon
 5,301,797 A 4/1994 Hollyfield, Jr. et al.
 D347,918 S * 6/1994 Gibbs D34/29
 5,413,208 A * 5/1995 Veenhof B65G 45/16
 198/497
 5,518,107 A 5/1996 Schwarze
 5,573,102 A 11/1996 Puchalla
 5,692,595 A 12/1997 Gilbert
 5,797,477 A 8/1998 Veenhof
 5,826,700 A 10/1998 Brink
 5,944,167 A * 8/1999 Brink B65G 45/12
 198/497
 5,950,803 A 9/1999 Schwarze
 6,041,913 A 3/2000 Dolan
 6,076,656 A 6/2000 Mat
 6,082,524 A 7/2000 Brink
 6,152,290 A 11/2000 Mott et al.
 6,179,114 B1 1/2001 Brink
 6,279,727 B1 8/2001 Waalkes et al.
 6,283,274 B1 9/2001 Dolan et al.
 6,296,105 B1 10/2001 Carnes
 6,315,105 B1 * 11/2001 Gibbs B65G 45/12
 198/497
 6,321,901 B1 11/2001 Strebel et al.
 6,374,990 B1 * 4/2002 Swinderman B65G 45/12

6,454,080 B1 9/2002 Brink
 6,457,575 B2 * 10/2002 Swinderman B65G 45/12
 198/497
 6,581,754 B2 6/2003 Law
 D482,508 S * 11/2003 DeVries D34/35
 6,681,919 B1 1/2004 Brink
 6,749,725 B1 6/2004 Isometsa et al.
 6,823,983 B2 11/2004 DeVries
 6,874,616 B2 4/2005 DeVries et al.
 D524,009 S * 6/2006 Smith D34/35
 7,093,706 B2 8/2006 DeVries et al.
 D543,670 S * 5/2007 Swinderman D32/40
 7,308,980 B2 * 12/2007 Peterson B65G 45/16
 198/497
 7,367,443 B2 * 5/2008 Swinderman B65G 45/16
 15/256.5
 7,424,945 B2 * 9/2008 Swinderman B65G 45/16
 198/497
 D594,623 S * 6/2009 Felton D34/35
 D632,045 S * 2/2011 Kotze D34/35
 8,123,022 B2 * 2/2012 Mott B65G 45/12
 198/497
 D657,525 S * 4/2012 Kirschner D34/35
 8,245,836 B2 8/2012 Kotze
 D669,243 S * 10/2012 Kirschner D34/35
 8,393,459 B2 * 3/2013 Childs B65G 45/12
 198/497
 8,464,858 B2 * 6/2013 Kirschner B65G 45/16
 198/499
 8,640,856 B2 2/2014 DeVries et al.
 D702,013 S * 4/2014 Childs D34/29
 D702,014 S * 4/2014 Childs D34/29
 8,757,360 B2 6/2014 Kuiper
 D710,564 S * 8/2014 Yang D34/29
 2003/0066738 A1 4/2003 Veenhof

FOREIGN PATENT DOCUMENTS

EP 0254977 A1 2/1988
 FR 2590243 A1 11/1985
 GB 2290276 A 12/1995
 WO 200078650 A1 12/2000

OTHER PUBLICATIONS

Flexco, Mineline MSS Standard-Duty Secondary Belt Cleaner Part Number Guide, copyright date 2008, 2 pages.
 U.S. Appl. No. 62/011,542, filed Jun. 12, 2014, 36 pages.
 U.S. Appl. No. 14/738,426, filed Jun. 12, 2015, 63 pages.
 Martin, Reversing Mount Tensioners Operator's Manual, Martin Engineering 1996, 1998, Aug. 1999, 30 pages.
 Martin, New Belt Cleaner Design Reduces Cost of Ownership News Release, Martin Engineering, Feb. 16, 2015, 2 pages.
 Martin, QB1 Cleaner HD Operator's Manual M4022, Martin Engineering Company 2015, 20 pages.
 Design U.S. Appl. No. 29/514,460, filed Jan. 13, 2015, 18 pages.

* cited by examiner

FIG. 1

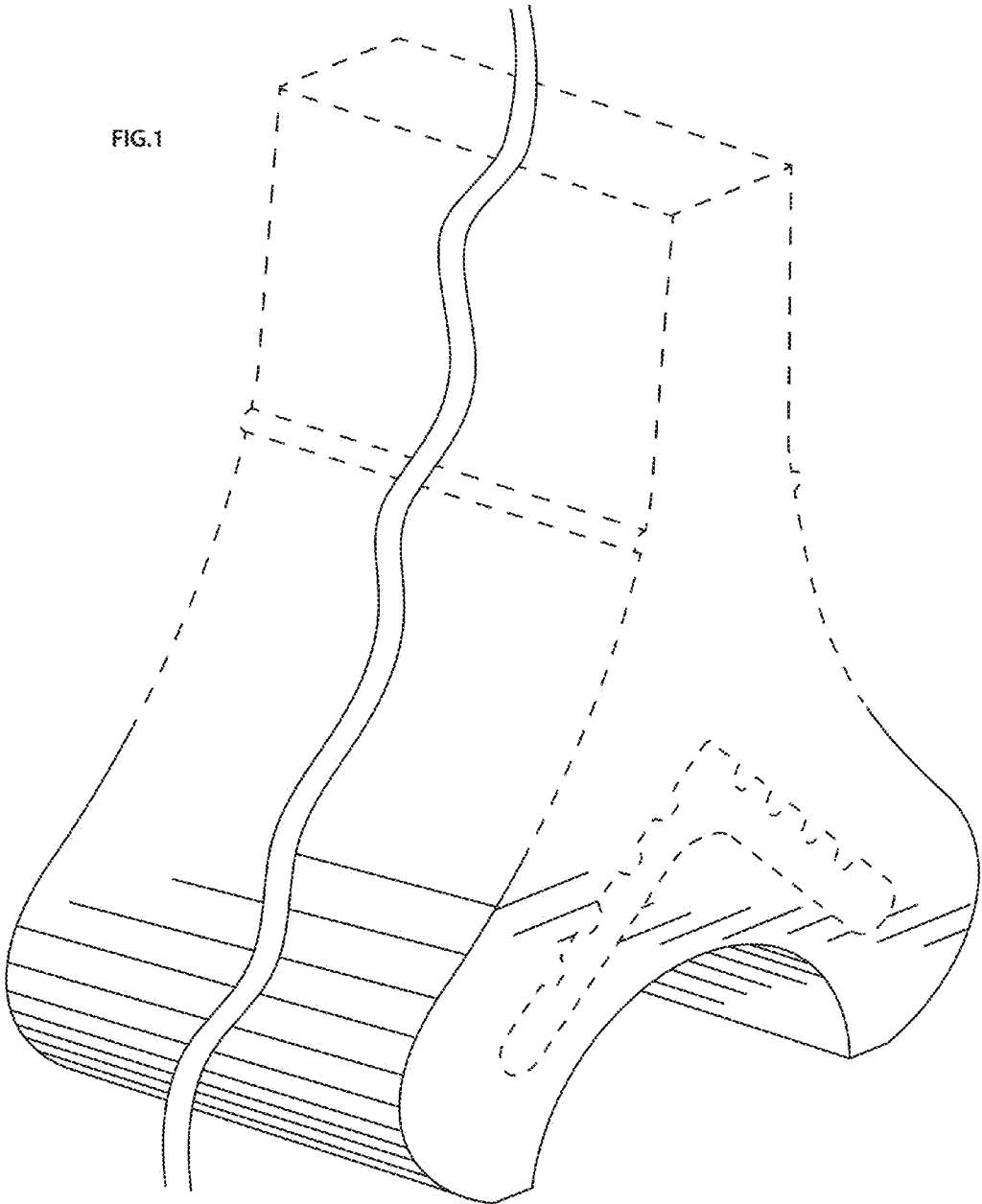


FIG.2

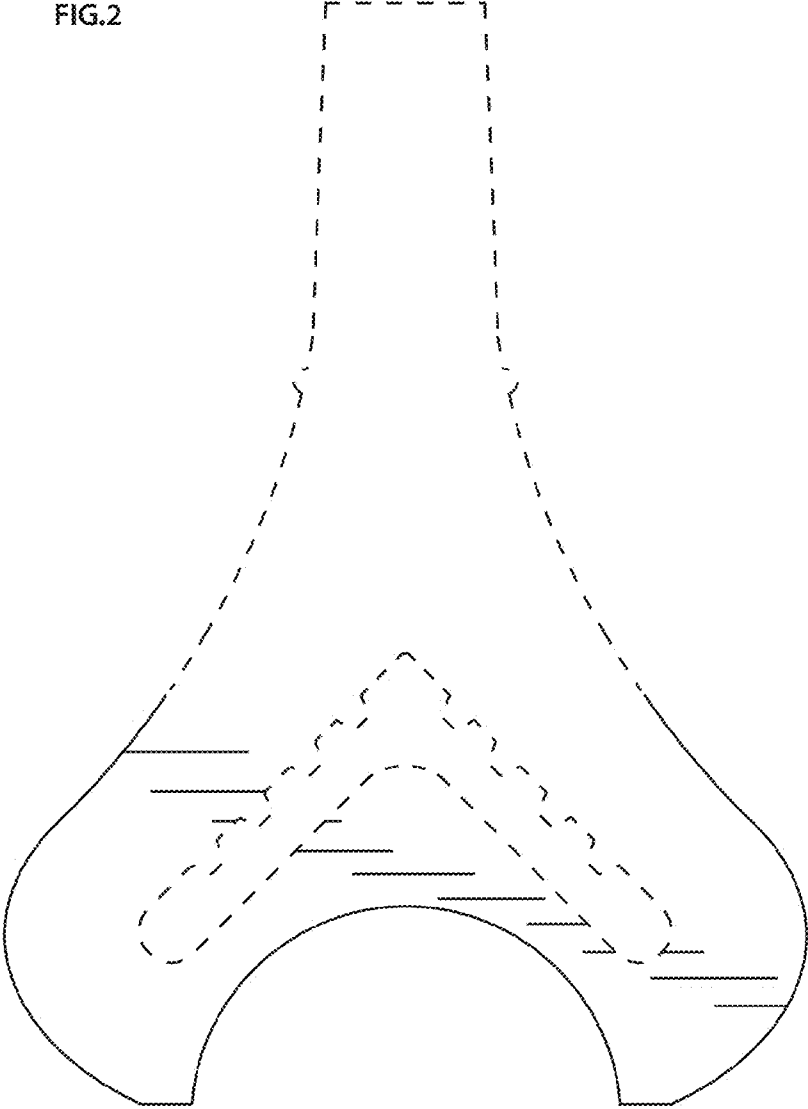


FIG.3

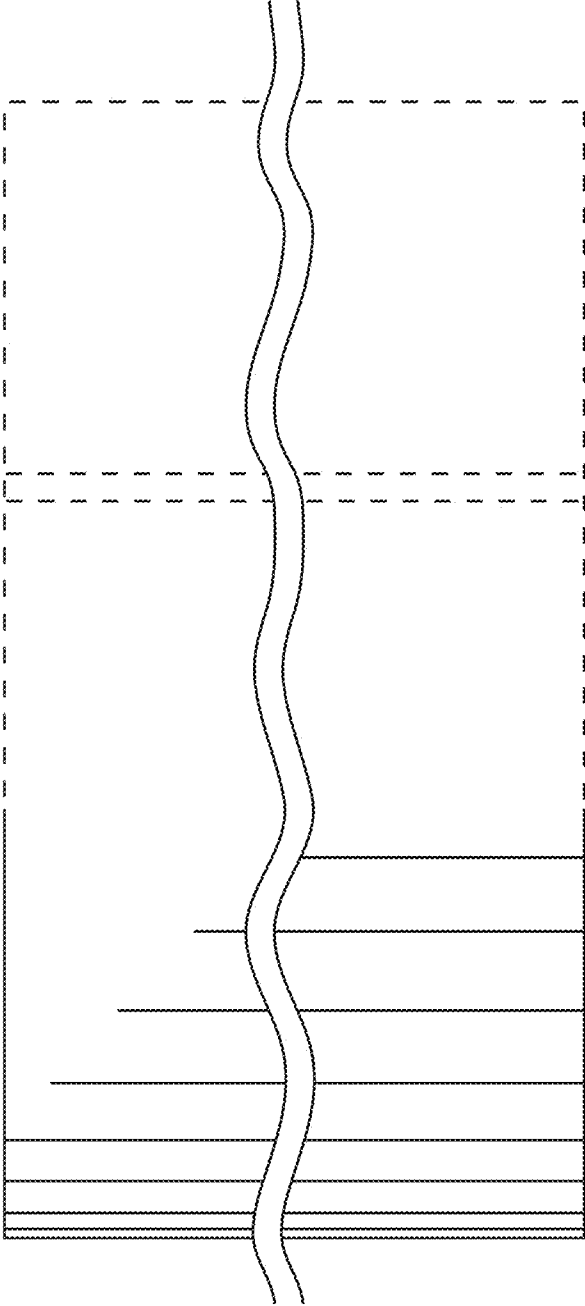


FIG.4

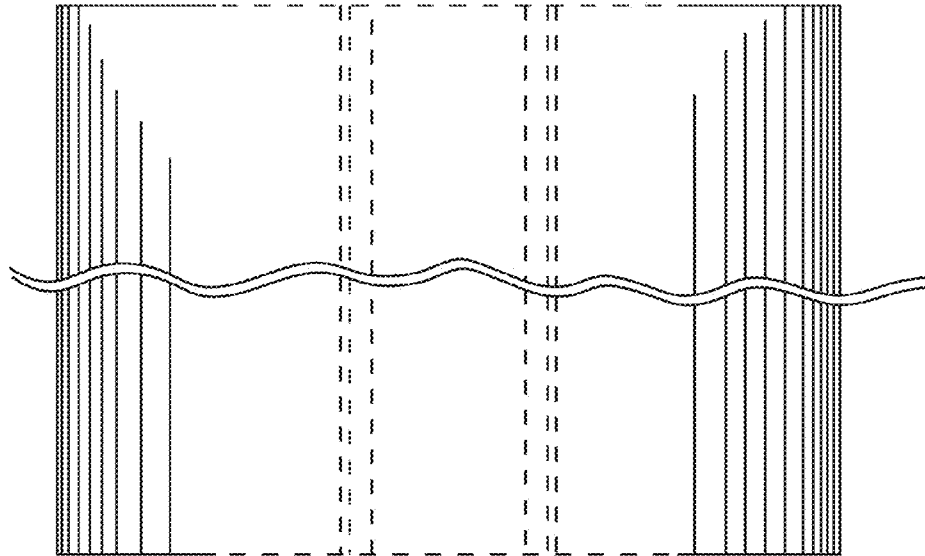


FIG.5

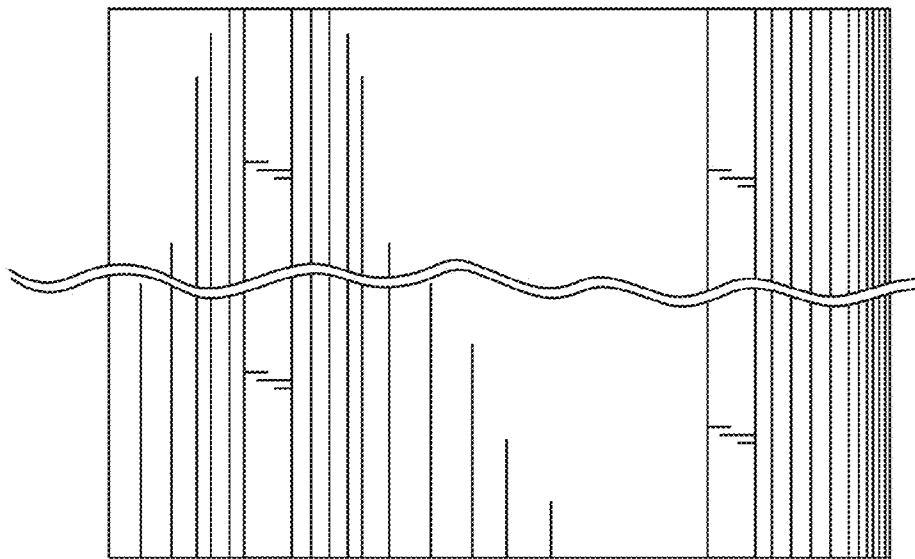


FIG.6

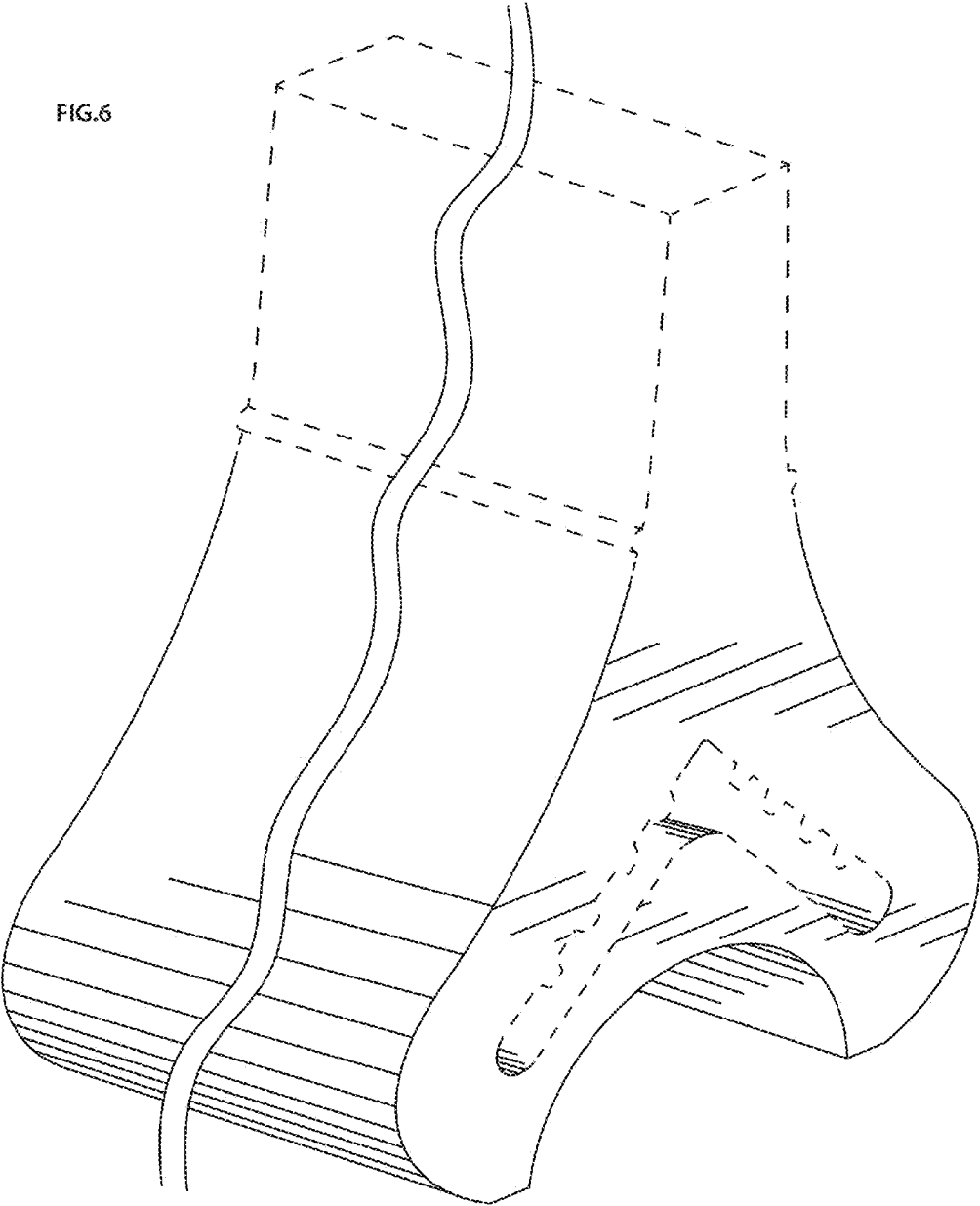


FIG.7

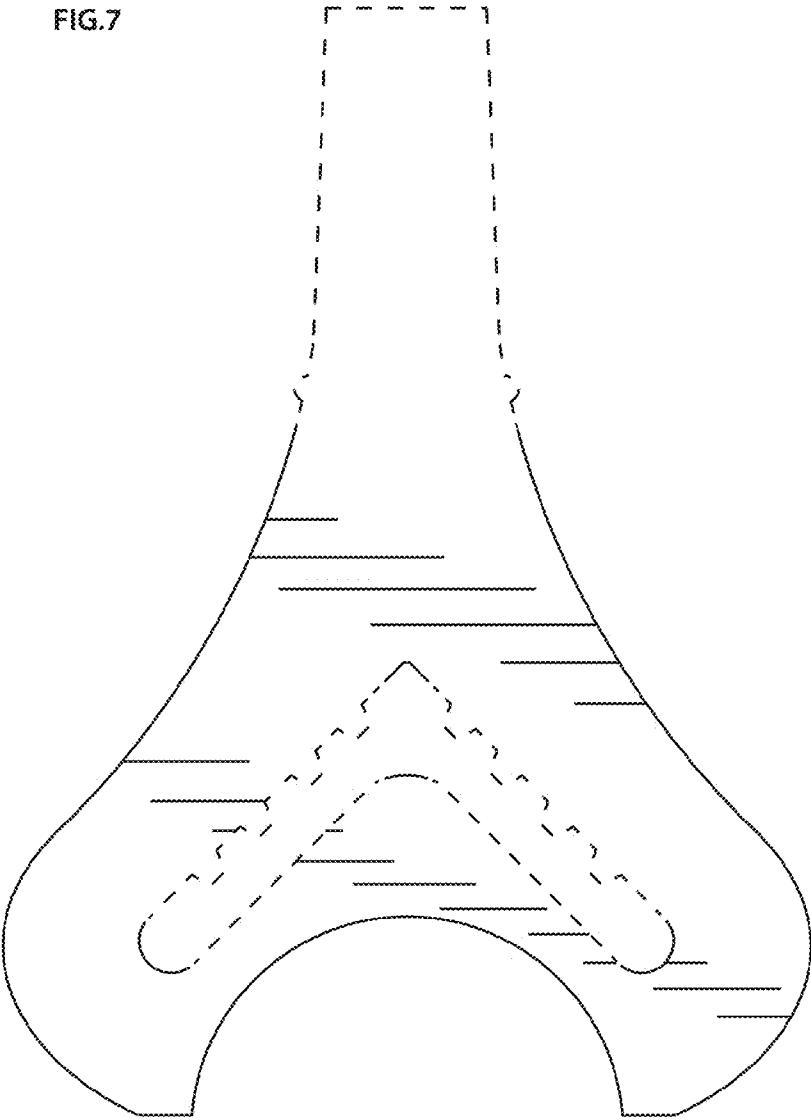


FIG.8

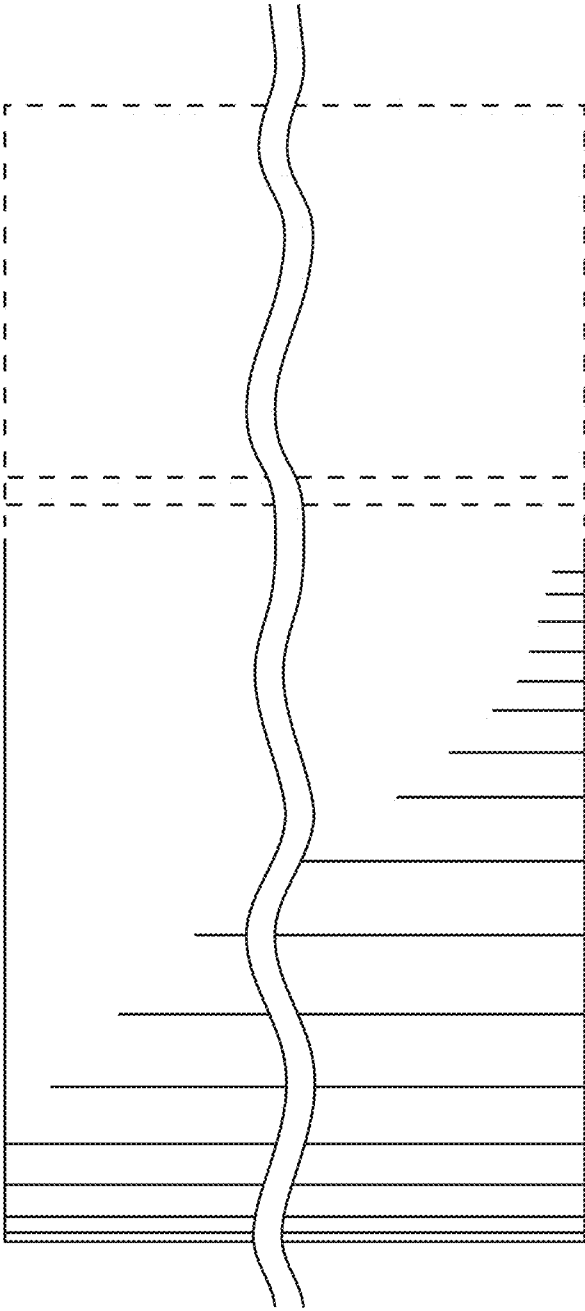


FIG.9

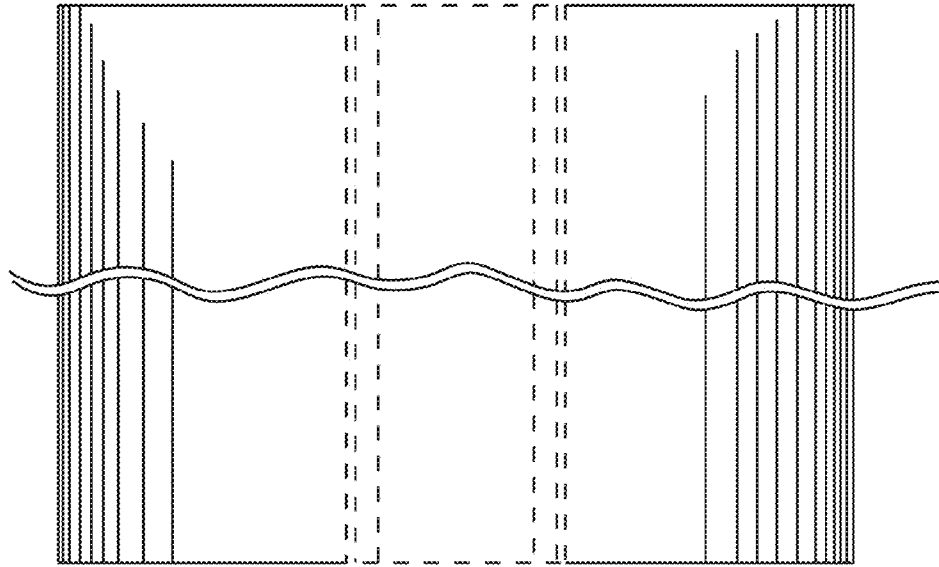


FIG.10

