




INTERNATIONAL APPLICATION PUBLISHED UNDER THE PATENT COOPERATION TREATY (PCT)

<p>(51) International Patent Classification <sup>7</sup> : <b>B42D 15/00, 15/10</b></p>	<p><b>A1</b></p>	<p>(11) International Publication Number: <b>WO 00/54985</b>  (43) International Publication Date: 21 September 2000 (21.09.00)</p>
<p>(21) International Application Number: PCT/GB00/00907 (22) International Filing Date: 10 March 2000 (10.03.00)  (30) Priority Data: 9905787.9 12 March 1999 (12.03.99) GB  (71) Applicant (for all designated States except US): DE LA RUE INTERNATIONAL LIMITED [GB/GB]; De La Rue House, Jays Close, Viables, Basingstoke, Hampshire RG22 4BS (GB).  (72) Inventor; and (75) Inventor/Applicant (for US only): JOTCHAM, Richard, Bryan [GB/GB]; 12 Windsor Drive, Trowbridge, Wiltshire BA14 0JZ (GB).  (74) Agent: BOULT WADE TENNANT; Verulam Gardens, 70 Gray's Inn Road, London WC1X 8BT (GB).</p>	<p>(81) Designated States: AE, AL, AM, AT, AU, AZ, BA, BB, BG, BR, BY, CA, CH, CN, CR, CU, CZ, DE, DK, DM, EE, ES, FI, GB, GD, GE, GH, GM, HR, HU, ID, IL, IN, IS, JP, KE, KG, KP, KR, KZ, LC, LK, LR, LS, LT, LU, LV, MA, MD, MG, MK, MN, MW, MX, NO, NZ, PL, PT, RO, RU, SD, SE, SG, SI, SK, SL, TJ, TM, TR, TT, TZ, UA, UG, US, UZ, VN, YU, ZA, ZW, ARIPO patent (GH, GM, KE, LS, MW, SD, SL, SZ, TZ, UG, ZW), Eurasian patent (AM, AZ, BY, KG, KZ, MD, RU, TJ, TM), European patent (AT, BE, CH, CY, DE, DK, ES, FI, FR, GB, GR, IE, IT, LU, MC, NL, PT, SE), OAPI patent (BF, BJ, CF, CG, CI, CM, GA, GN, GW, ML, MR, NE, SN, TD, TG).</p> <p><b>Published</b> <i>With international search report. Before the expiration of the time limit for amending the claims and to be republished in the event of the receipt of amendments.</i></p>	

(54) Title: IN SECURITY ELEMENTS



(57) Abstract

The invention is concerned with security elements for security articles such as banknotes, cheques and the like. The invention further comprises a security element (11) for use with security materials, said element comprising a first layer (14), to one side of which is applied at least one optically variable device (15), and on the other side of said first layer are applied indicia (16), and a thermochromic coating applied over the indicia, wherein the thermochromic coating (17) comprises a thermochromic material which is coloured when the temperature of said thermochromic coating (17) is below an activation temperature, which colour substantially obscures the indicia and enhances the visibility of the optically variable device (15), and wherein the thermochromic material becomes colourless at or above said activation temperature, to thereby reveal the indicia, and to render the optically variable device substantially invisible in reflected light.

*FOR THE PURPOSES OF INFORMATION ONLY*

Codes used to identify States party to the PCT on the front pages of pamphlets publishing international applications under the PCT.

AL	Albania	ES	Spain	LS	Lesotho	SI	Slovenia
AM	Armenia	FI	Finland	LT	Lithuania	SK	Slovakia
AT	Austria	FR	France	LU	Luxembourg	SN	Senegal
AU	Australia	GA	Gabon	LV	Latvia	SZ	Swaziland
AZ	Azerbaijan	GB	United Kingdom	MC	Monaco	TD	Chad
BA	Bosnia and Herzegovina	GE	Georgia	MD	Republic of Moldova	TG	Togo
BB	Barbados	GH	Ghana	MG	Madagascar	TJ	Tajikistan
BE	Belgium	GN	Guinea	MK	The former Yugoslav Republic of Macedonia	TM	Turkmenistan
BF	Burkina Faso	GR	Greece			TR	Turkey
BG	Bulgaria	HU	Hungary	ML	Mali	TT	Trinidad and Tobago
BJ	Benin	IE	Ireland	MN	Mongolia	UA	Ukraine
BR	Brazil	IL	Israel	MR	Mauritania	UG	Uganda
BY	Belarus	IS	Iceland	MW	Malawi	US	United States of America
CA	Canada	IT	Italy	MX	Mexico	UZ	Uzbekistan
CF	Central African Republic	JP	Japan	NE	Niger	VN	Viet Nam
CG	Congo	KE	Kenya	NL	Netherlands	YU	Yugoslavia
CH	Switzerland	KG	Kyrgyzstan	NO	Norway	ZW	Zimbabwe
CI	Côte d'Ivoire	KP	Democratic People's Republic of Korea	NZ	New Zealand		
CM	Cameroon			PL	Poland		
CN	China	KR	Republic of Korea	PT	Portugal		
CU	Cuba	KZ	Kazakstan	RO	Romania		
CZ	Czech Republic	LC	Saint Lucia	RU	Russian Federation		
DE	Germany	LI	Liechtenstein	SD	Sudan		
DK	Denmark	LK	Sri Lanka	SE	Sweden		
EE	Estonia	LR	Liberia	SG	Singapore		

IN SECURITY ELEMENTS

The invention is concerned with security elements  
5 for security articles such as banknotes, cheques and  
the like.

Holograms are widely used as security features in  
credit cards as they cannot be reproduced by  
10 photographic or photocopying techniques. To enhance  
the security of holograms and to prevent contact  
copies being made, a technique was developed for  
making holograms by a process of demetalization.  
Demetalized holograms and patches are used in  
15 passports and ID cards to protect photographs and  
data. The image beneath the hologram is only visible  
when the document is tilted. Such holograms therefore  
provide very useful surface security features and can  
be more easily used in applications where the  
20 substrate to which they are applied is flexible or  
foldable such as in banknotes.

It is also widely known to use in banknotes  
security elements in the form of strips or threads,  
25 which are made from a transparent film provided with a  
continuous reflective metal layer, vacuum deposited  
aluminium on polyester film being the commonest  
example. Banknotes made using such security devices  
have been in general circulation in many countries for  
30 many years. When such security elements are embedded  
in security paper and the paper is subsequently printed  
to provide the security document, e.g. a banknote, the  
thread cannot be readily discerned in reflected light  
but is immediately apparent as a dark image when the

- 2 -

document is viewed in transmitted light. Such threads are extremely effective against counterfeiting by printing or photocopying, since the optically variable effect which is provided cannot be accurately  
5 simulated, for example by printing a line on the paper.

The composition, size and positioning of security threads currently in use vary depending on the desired security of the document. Typical security threads are  
10 composed of a polymeric film such as polyester, which may be metallised or coloured and may include microprinted lettering denoting a title or message. The lettering can be produced by printing onto the substrate or by de-metallising a metallic layer on the  
15 substrate. One example of a microprinted thread can be found in GB-A-1095286. The threads can be slit to produce either registered lettering with respect to the edge of the thread, or unregistered lettering designed so that the message always appears irrespective of  
20 thread slitting. The widths of threads typically used vary from 0.5mm to 2mm and may have thicknesses typically ranging from 12 micrometers up to 50 micrometers.

25 The positioning of the thread within the document may be strictly controlled to agreed criteria and may be concurrent with additional security features, such as a watermark. Security threads may be fully embedded within security paper in such a way that paper fibres  
30 cover both sides of the thread, making it considerably less visible in reflective light, but clearly visible in transmitted light.

In recent times, however, in order to enhance

security documents against modern counterfeiting techniques making use of sophisticated colour separation, printing and colour photocopy technology, it has become common to use a security thread comprising a thin layer of aluminium on a plastic support which is exposed on one side of the sheet at intervals along the length of the thread, the region of exposure being referred to as a window. GB-A-1552853 and GB-A-1604463 disclose banknotes containing such windows. Paper for use in producing such banknotes can be made using the method disclosed in EP-A-0059056. The dimensions of the windows typically used are from 3mm to 14mm lengthways, with bridges ranging from 4mm to 30mm there between. Again, the positioning of the windows may be controlled to allow registration of the window with respect of the document and other security features such as watermarks.

This latter development has resulted in enhanced security, and windowed paper has been used for banknotes in many countries. A banknote of this type provides added security against counterfeiters as, when viewed in transmitted light, the strip is seen as a dark line and when viewed in reflected light on the appropriate side, the bright shining aluminium portions which are exposed at the windows are readily visible. However, there is a need for even greater security by the use of more sophisticated security devices in order to render the task of a would-be counterfeiter more difficult as the reflected light appearance of the exposed aluminium portions of a security device can be simulated to a degree by modern materials and techniques, for example, by the use of hot foil

stamping.

Other threads in use are coated with protective lacquers and these may contain, for example, fluorescent inks which are only visible on illumination with ultra violet light of a specific wavelength, e.g. 366nm.

It is also possible to make threads that are machine readable by incorporating into or onto the substrate, substances which can be identified by a detector, such as magnetic material.

Other known threads can be a single layer or multiple layers bonded or laminated together, and in some instances each layer may be coated with metal such as aluminium, stainless steel, tin and/or metal oxide such as tin oxide. The coating may be protected with a lacquer which may also contain coloured or invisible fluorescent pigment, for example, rare earth chelates, such as europium acetylacetonate and the like.

Another prior art solution to enhancing the security of a security article such as banknotes is described in DE-B-1228972. This utilises a thermochromic compound applied in the form of a picture or other marking to paper such as a banknote such that when it is warmed the previously invisible picture or marking is revealed. This effect is reversible such that the picture or marking disappears when the banknote is cooled.

EP-A-0243285 also describes security paper which has a thermochromic coating. The paper is

- 5 -

authenticated by applying heat which results in a change in the colour of the paper itself. EP-A-0400220 describes a laminated article having two layers, of which one is transparent and between which is a layer carrying or containing thermochromic liquid crystals in the form of a pattern which can be made visible or obtains a change in colour on a heat change.

In EP-A-0608078 there is described an improved security thread for use in security articles which has a thermochromic coating on one or both sides of the thread. The coating comprises a material selected from pigments and dyestuffs and the coating overlays indicia on the substrate such that when the thermochromic material is heated to its activation temperature, the coloured coating turns clear to reveal the indicia (or vice versa).

The present invention is concerned with providing a further improvement to this type of security thread by increasing the number of security features utilised.

The invention therefore provides a security element for use in security articles, said element comprising a first layer, to one side of which is applied an optically variable device, and on the other side of said first layer is applied indicia, and thermochromic coating applied over the indicia, wherein the thermochromic coating comprises a thermochromic material which is coloured when a temperature of said thermochromic coating is below an activation temperature, which colour obscures the indicia and enhances the visibility of the optically variable

device, and wherein the thermochromic material becomes  
colourless at or above said activation temperature to  
thereby reveal the indicia, and to render the optically  
variable device substantially invisible in reflected  
5 light.

The present invention also provides a security  
element for use in security articles said element  
comprising a first transparent layer, to one side of  
10 which is applied an optically variable device and on  
the other side of said first layer are applied indicia,  
and a thermochromic coating applied over the indicia,  
wherein the thermochromic coating comprises a  
thermochromic material which is colourless when the  
15 temperature of said thermochromic coating is below an  
activation temperature, which will thereby reveal the  
indicia and render the optically variable device  
substantially invisible in reflective light, and  
wherein the thermochromic material becomes coloured  
20 above said activation temperature, which colour  
substantially obscured the indicia and enhances the  
visibility of the optically variable device.

The invention will now be described, by way of  
25 example only, with reference to the accompanying  
drawings in which:-

Fig. 1 is a plan view of a sheet of security paper  
containing a security thread according to the invention  
30 viewed in reflected light at a temperature below the  
activation temperature;

Fig. 2 is a plan view of the security paper of  
Fig. 1 viewed in reflected light at a temperature

greater than the activation temperature;

Fig. 3 is a cross-sectional end elevation of the security thread illustrated in Fig. 1 taken on the line I-I; and

Fig.4 is a cross-sectional end elevation of a second embodiment of security thread according to the present invention.

10

Referring to Fig. 1, there is shown a security article made from a security material comprising a substrate 10, which may be a sheet of security paper or card made from synthetic fibres, natural fibres, a combination of synthetic and natural fibres, or plastic.

15

In one application of the present invention, a security element in the form of an elongate security thread 11 is embedded partially within a paper substrate 10. This may be achieved by one of a number of known processes. The thread 11 can be partially embedded using a cylinder mould machine as described in EP-A-0059056 to produce a defined format of windows 12 in which the thread 11 is visible on one or both sides of the sheet 10, and separated by bridges 13, in which regions the thread 11 is wholly embedded.

20

25

In alternative applications of the present invention, the thread 11 may be adhered to the surface of the substrate 10 which again can be paper, plastic or card to form a security article in which the thread 11 is wholly exposed. This thread 11 could be hot stamped or rolled on to the surface.

30

The security element 11, whether in thread or another form such as described below, comprises a first layer 14, preferably of a polymeric film such as polyester, e.g. MYLAR(TM) from DuPont or MELINEX(TM) from ICI. Applied to one side of the first layer 14 is an optically variable device 15 (e.g. a hologram) which produces an image of some description. On the other side of the first layer 14 are printed indicia 16, e.g. in the form of the message PORTALS as shown in Fig. 2, or other text, numerical data, graphics or some other form of identifying sign(s). The indicia 16 may be applied by a number of different techniques using, for example, a roll coater or a printing press involving flexographic, offset lithographic or gravure techniques. The indicia 16 may be printed with ink which fluoresces under ultraviolet light to produce a fluorescent feature, or alternatively the substrate may include a UV fluorescent dye either in the substrate, on the surface thereof or in a coating on its surface.

A magnetic feature may alternatively be incorporated by utilising a magnetic ink for the indicia 16.

25

The first layer 14 is subsequently coated over the indicia-bearing side with a formulation containing a thermochromic pigment to provide a thermochromic coating 17. In one embodiment of the invention the thermochromic formulation is selected such that the coating 17 is coloured when inactivated, but becomes colourless on warming to its activation temperature. The activation temperature will depend on the pigment being used. Many pigments have activation temperatures

30

of 35°C, but this is not true for all compounds. This coating 17 may be applied by any appropriate technique such as roll coating, flexographic, offset lithographic or gravure printing.

5

In an alternative embodiment of the invention, a thermochromic coating 17 may be used which has no colour at ambient temperature, but becomes coloured at its activation temperature to obscure indicia 16 previously legible.

10

In a further embodiment, the formulation of the coating 17 may comprise a plurality of thermochromic pigments having different colours and activated at different temperatures.

15

After the coating 17 of thermochromic formulation has dried, a layer of adhesive 18 is applied and the first layer, together with its coating 17, is laminated to a second layer 19. Optionally a further optically variable device 20 is applied to the remaining exposed surface of the second layer 19. The second optically variable device 20 will preferably be applied to the second layer 19 before the first 14 and second 19 layers are laminated together.

20

To protect the optically variable device(s) 15, 20, one or two layers of a protective hardcoat 21 can be applied. Layers of adhesive 22 may also be applied to the external surfaces of the protective hardcoat layers 21, depending on the mode of application of the security element. If the element is being applied to the surface of the substrate 10, only one layer of adhesive will be required.

25

30

- 10 -

Thus, when the security article 10 of Fig. 1 is viewed in reflected light at a temperature below the activation temperature of the thermochromic coating 17, the image provided by optically variable device 15 will be visible with the colour of the thermochromic compound showing through clear regions within the image. The indicia 12 are obscured by the colour of the coating 17 in this state.

When the thermochromic coating 17 of the security element 11 is warmed to its activation temperature or above, it becomes colourless. The indicia 16, which were previously obscured by the colour of the inactive pigment, now becomes clearly visible in reflected light as shown in Fig. 2. Simultaneously, as the coloured layer behind the optically variable device 15 becomes transparent the image produced by the optically variable device 15 substantially disappears.

The visibility of the optically variable device 15 is dependent on the depth of colour behind it. Thus when the thermochromic coating 17 is inactive and highly coloured, then the optically variable device 17 is clearly visible at oblique angles. When the thermochromic coating 17 is activated, it becomes colourless and consequently the visibility of the optically variable device diminishes markedly. At this point the indicia 16 are visible, unhampered by the overlying optically variable device 15.

However, traces of the optically variable device 15 may be partially visible in the regions of the printed indicia 16.

- 11 -

As well as the double sided embodiment of the security element illustrated in figure 3, a single sided version, as shown in figure 4, may be used. The double sided version has the advantage that, if during  
5 insertion of the thread 11 into the paper the thread flips, it will make little or no difference to the end product.

In alternative embodiments of the invention the  
10 indicia 16 may be provided by known metallisation or demetallisation techniques.

Instead of applying the security element in the form of an elongated thread 11, it could be applied to  
15 the security article as a self adhesive patch or label to the product for protection. In such an embodiment of the invention, the bond between the thermochromic coating 17 and first layer 14 may be designed to be weaker than the bond between the adhesive 22 and  
20 substrate 10 so that attempts to remove the patch or label cause clear visible disruptional damage to the thermochromic coating 17 and print 16.

An optically variable ink, such as OVI(TM) of  
25 Sicpa SA, may be used as the optically variable device(s) 15, 20. The ink may be printed as a pattern, for example. Such inks consist of opaque micro-flakes added to a transparent ink medium. The colour of the OVI is derived from interference effects due to the  
30 reflection from the tiny opaque micro-flakes. The colour changes with the angle of observation.

Demetalized holograms may alternatively be used as the optically variable device(s) 15, 20. Such

- 12 -

holograms are created and coated with aluminium so that they become reflective. A coating of varnish is selectively printed on the metal. When the varnish is dry, a caustic wash is used to remove the metal in the places not covered by the varnish. After washing and drying, the hologram shows a reduced reflectivity due to the amount of removed metal, but also exhibits a see-through characteristic. Thus when applied to the security element 11 of the present invention, the thermochromic layer 17 can be seen behind the remaining holographic image.

In yet another form, the security element could be converted into a tear tape for packaging. Typically such tear tapes require an adhesive layer to be applied to any elongate security thread, which is then adhered to the packaging. Removal of the tear tape causes the packaging also to tear, thereby facilitating its opening.

20

25

30

CLAIMS:

1. A security element for use with security materials, said element comprising a first layer, to one side of which is applied at least one optically variable device, and on the other side of said first layer are applied indicia, and a thermochromic coating applied over the indicia, wherein the thermochromic coating comprises a thermochromic material which is coloured when the temperature of said thermochromic coating is below an activation temperature, which colour substantially obscures the indicia and enhances the visibility of the optically variable device, and wherein the thermochromic material becomes colourless at or above said activation temperature, to thereby reveal the indicia, and to render the optically variable device substantially invisible in reflected light.
2. A security element for use in security articles said element comprising a first transparent layer, to one side of which is applied an optically variable device and on the other side of said first layer are applied indicia, and a thermochromic coating applied over the indicia, wherein the thermochromic coating comprises a thermochromic material which is colourless when the temperature of said thermochromic coating is below an activation temperature, which will thereby reveal the indicia and render the optically variable device substantially invisible in reflective light, and wherein the thermochromic material becomes coloured above said activation temperature, which colour substantially obscured the indicia and enhances the

visibility of the optically variable device.

3. A security element as claimed in claim 1 or claim  
2 further comprising a second layer adhered to the  
5 thermochromic coating and having at least one further  
optically variable device applied to the surface  
thereof.

4. A security element as claimed in any one of claims  
10 1 to 3 further comprising a protective layer over the  
optically variable device or devices.

5. A security element as claimed in any one of the  
preceding claims in which the thermochromic coating is  
15 composed of a variety of thermochromic compounds which  
display differing colours, which compounds are  
activated at different temperatures, such that as the  
element is warmed or subsequently cooled it progresses  
through a pattern of changing colours.

20 6. A security element as claimed in any one of the  
preceding claims further including a fluorescent dye or  
material either in the first layer, on the surface of  
the first layer or in a coating on the surface of the  
25 first layer.

7. A security element as claimed in any one of the  
preceding claims in which the indicia incorporates a  
fluorescent dye or material.

30 8. A security element as claimed in any one of the  
preceding claims in which the indicia are printed using  
a coloured ink.

- 15 -

9. A security element as claimed in any one of the preceding claims in which the indicia are printed using a magnetic ink.
- 5 10. A security element as claimed in any one of claims 1 to 5 in which the indicia are provided by partially demetallizing a metallised coating on one or both sides of the first layer.
- 10 11. A security element as claimed in any one of the preceding claims in which at least one optically variable device comprises an image formed from optically variable ink.
- 15 12. A security element as claimed in any one of claims 1 to 10 in which at least one optically variable device is provided by a demetalized hologram.
- 20 13. A security material for use in the manufacture of security articles comprising opposed surfaces suitable for printing to identify an article formed from the material, and at least partially exposed on at least one surface of the material is a security element as claimed in any one of the proceeding claims to provide  
25 a security feature.
14. A security material as claimed in claim 13 in which the security element is applied to one or both surfaces of the material.
- 30 15. A security material as claimed in claim 13 in which the security element is at least partially embedded in the material between the opposed surfaces thereof and portions of the security element are

exposed in windows in one or both surfaces.

16. A security material as claimed in any one of  
claims 13 to 15 in which the security element is in the  
5 form of an elongate strip or thread.

17. A security material as claimed in any one of  
claims 13 to 15 in which the security element is  
applied in the form of a patch or other discrete  
10 region.

15

20

25

30

FIG. 1.

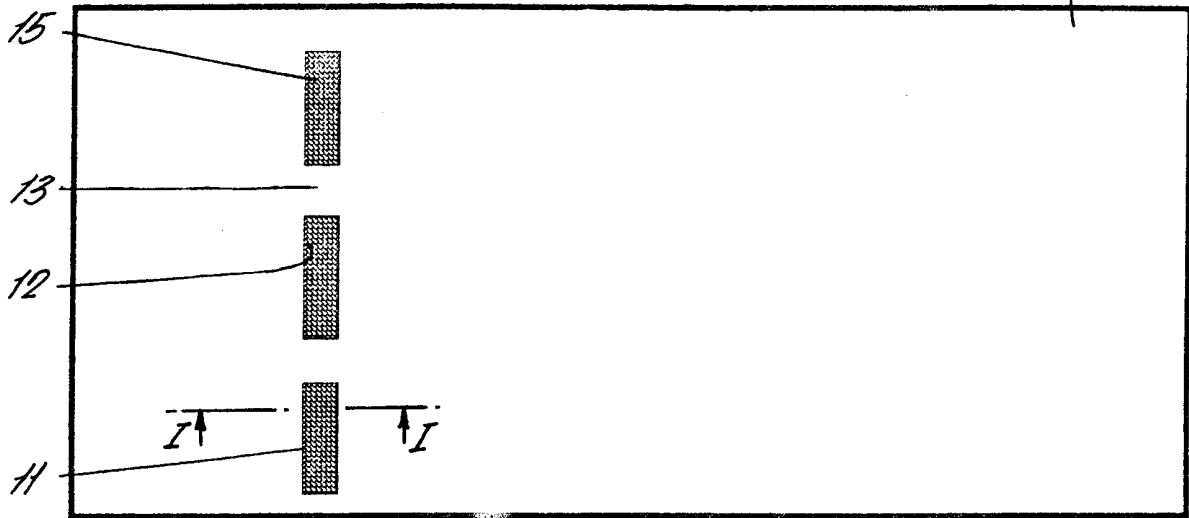
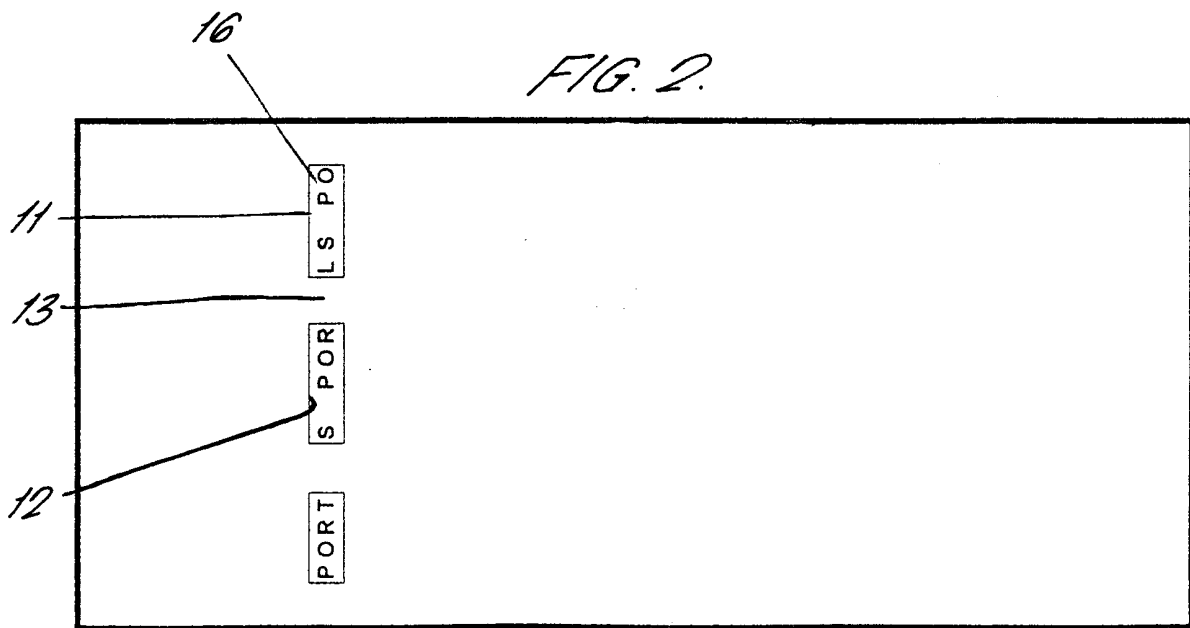


FIG. 2.





# INTERNATIONAL SEARCH REPORT

International Application No  
PCT/GB 00/00907

<b>A. CLASSIFICATION OF SUBJECT MATTER</b> IPC 7 B42D15/00 B42D15/10		
According to International Patent Classification (IPC) or to both national classification and IPC		
<b>B. FIELDS SEARCHED</b>		
Minimum documentation searched (classification system followed by classification symbols) IPC 7 B42D		
Documentation searched other than minimum documentation to the extent that such documents are included in the fields searched		
Electronic data base consulted during the international search (name of data base and, where practical, search terms used) WPI Data, EPO-Internal, PAJ		
<b>C. DOCUMENTS CONSIDERED TO BE RELEVANT</b>		
Category °	Citation of document, with indication, where appropriate, of the relevant passages	Relevant to claim No.
A	GB 2 201 376 A (LIQUID CRYSTAL DEVICES) 1 September 1988 (1988-09-01) page 4, line 4 -page 7, line 5; figure 1 ---	1,2
A	DE 42 43 905 A (GAO) 30 June 1994 (1994-06-30) column 2, line 63 -column 4, line 17; figures 1,2 ---	1,2
A	US 4 505 498 A (WEINBERGER) 19 March 1985 (1985-03-19) column 2, line 61 -column 6, line 34; figures 1-3 ---	1,2
A	DE 28 42 972 A (LGZ) 13 March 1980 (1980-03-13) page 4, line 1 -page 6, line 6; figures 1-3 ---	1,2
-/--		
<input checked="" type="checkbox"/> Further documents are listed in the continuation of box C. <span style="margin-left: 200px;"><input checked="" type="checkbox"/> Patent family members are listed in annex.</span>		
° Special categories of cited documents :		
"A" document defining the general state of the art which is not considered to be of particular relevance "E" earlier document but published on or after the international filing date "L" document which may throw doubts on priority claim(s) or which is cited to establish the publication date of another citation or other special reason (as specified) "O" document referring to an oral disclosure, use, exhibition or other means "P" document published prior to the international filing date but later than the priority date claimed	"T" later document published after the international filing date or priority date and not in conflict with the application but cited to understand the principle or theory underlying the invention "X" document of particular relevance; the claimed invention cannot be considered novel or cannot be considered to involve an inventive step when the document is taken alone "Y" document of particular relevance; the claimed invention cannot be considered to involve an inventive step when the document is combined with one or more other such documents, such combination being obvious to a person skilled in the art. "&" document member of the same patent family	
Date of the actual completion of the international search  <div style="text-align: center; font-weight: bold;">4 July 2000</div>	Date of mailing of the international search report  <div style="text-align: center; font-weight: bold;">12/07/2000</div>	
Name and mailing address of the ISA European Patent Office, P.B. 5818 Patentlaan 2 NL - 2280 HV Rijswijk Tel. (+31-70) 340-2040, Tx. 31 651 epo nl, Fax: (+31-70) 340-3016	Authorized officer  <div style="text-align: center; font-weight: bold;">Evans, A</div>	

# INTERNATIONAL SEARCH REPORT

International Application No

PCT/GB 00/00907

C.(Continuation) DOCUMENTS CONSIDERED TO BE RELEVANT		
Category °	Citation of document, with indication, where appropriate, of the relevant passages	Relevant to claim No.
A	GB 2 272 861 A (UNIVERSITY COLLEGE CARDIFF CONSULTANTS) 1 June 1994 (1994-06-01) page 2, line 36 -page 4, line 29; figures 1,2  -----	1,2

# INTERNATIONAL SEARCH REPORT

Information on patent family members

International Application No

PCT/GB 00/00907

Patent document cited in search report	Publication date	Patent family member(s)	Publication date
GB 2201376	A	01-09-1988	NONE
<hr/>			
DE 4243905	A	30-06-1994	CN 1091527 A 31-08-1994
			WO 9414621 A 07-07-1994
			SI 9300679 A 30-06-1994
<hr/>			
US 4505498	A	19-03-1985	IL 66445 A 31-07-1985
			AU 562960 B 25-06-1987
			AU 1749883 A 09-02-1984
			CA 1200385 A 11-02-1986
			EP 0100747 A 15-02-1984
			JP 4026114 B 06-05-1992
			JP 59044082 A 12-03-1984
<hr/>			
DE 2842972	A	13-03-1980	CH 635949 A 29-04-1983
<hr/>			
GB 2272861	A	01-06-1994	NONE
<hr/>			