



US00D697153S

(12) **United States Design Patent**
Fossum et al.

(10) **Patent No.:** **US D697,153 S**
(45) **Date of Patent:** **** Jan. 7, 2014**

(54) **COLLAR CLAMP FOR SPORTS EQUIPMENT**

(71) Applicant: **Karsten Manufacturing Corporation,**
Phoenix, AZ (US)

(72) Inventors: **Brandon L. Fossum,** Phoenix, AZ (US);
John A. Solheim, Phoenix, AZ (US);
Bradley D. Schweigert, Anthem, AZ
(US)

(73) Assignee: **Karsten Manufacturing Corporation,**
Phoenix, AZ (US)

(**) Term: **14 Years**

(21) Appl. No.: **29/437,223**

(22) Filed: **Nov. 14, 2012**

(51) **LOC (10) Cl.** **21-02**

(52) **U.S. Cl.**
USPC **D21/753**

(58) **Field of Classification Search**
USPC D21/722, 715, 725, 753, 756, 759, 789;
473/300-303, 318, 305-310, 256;
D8/397-399, 382; 285/334.2, 341;
D23/262

See application file for complete search history.

(56) **References Cited**

U.S. PATENT DOCUMENTS

1,882,520	A	10/1932	Pollard	
1,901,377	A	3/1933	Roe	
2,608,409	A *	8/1952	Pinkerton	473/256
2,701,149	A	2/1955	Kreidel	
2,791,019	A	5/1957	Du Laney	
2,950,115	A *	8/1960	Hurdzan	473/234
3,362,731	A	1/1968	Gasche	
3,455,301	A *	7/1969	Clark	600/41

3,667,783	A	6/1972	Sotolongo	
3,716,239	A *	2/1973	Goudreau	473/256
4,116,572	A	9/1978	Heldmann	
D251,918	S	5/1979	Fouts	
4,213,614	A	7/1980	Philippi	
4,557,470	A	12/1985	Link	
4,576,501	A	3/1986	McConnell	
4,857,015	A *	8/1989	Michaels et al.	439/607.47
5,062,734	A	11/1991	Vansee	
D329,013	S	9/1992	Stoner, Jr.	
D329,589	S	9/1992	Parduhn	
5,149,143	A	9/1992	Howell	
D342,891	S *	1/1994	Marui	D8/396
5,496,029	A	3/1996	Heath	
5,569,096	A	10/1996	Lee	

(Continued)

OTHER PUBLICATIONS

Brandon L. Fossum, et al., "A Collar Clamp for Sports Equipment,"
U.S. Appl. No. 29/433,995, filed Oct. 8, 2012.

Primary Examiner — Mitchell Siegel

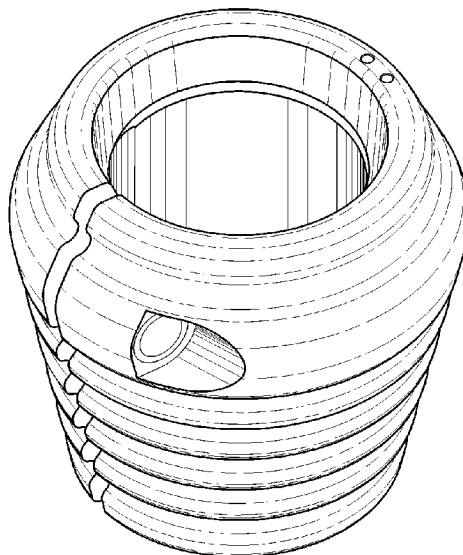
(57) **CLAIM**

The ornamental design for a collar clamp for sports equipment, as shown and described.

DESCRIPTION

FIG. 1 is a top perspective view of a collar clamp for sports equipment;
FIG. 2 is a bottom perspective view of the collar clamp of FIG. 1;
FIG. 3 is a front view of the collar clamp of FIG. 1;
FIG. 4 is a rear view of the collar clamp of FIG. 1;
FIG. 5 is a top view of the collar clamp of FIG. 1;
FIG. 6 is a bottom view of the collar clamp of FIG. 1;
FIG. 7 is a left view of the collar clamp of FIG. 1; and,
FIG. 8 is a right view of the collar clamp of FIG. 1.

1 Claim, 2 Drawing Sheets



(56)

References Cited

U.S. PATENT DOCUMENTS

D383,053 S *	9/1997	Schrader et al.	D8/382	7,309,292 B2 *	12/2007	Tu Teng	473/256
D383,378 S *	9/1997	Schrader et al.	D8/382	7,384,344 B2	6/2008	Aguirre	
D387,831 S *	12/1997	George	D21/753	7,438,496 B2	10/2008	Moore	
D393,678 S *	4/1998	Jones et al.	D21/759	7,490,866 B2	2/2009	Webb	
5,924,658 A	7/1999	Shiery		D587,633 S *	3/2009	Parrett et al.	D12/119
5,924,937 A	7/1999	Kuo		D590,902 S *	4/2009	De La Cruz et al.	D21/756
5,926,961 A	7/1999	Uhl		D598,076 S	8/2009	Dole	
5,997,012 A	12/1999	Brian		7,794,340 B2	9/2010	Mauer	
6,186,904 B1	2/2001	Bass		D627,841 S	11/2010	Estrada, Jr.	
6,196,930 B1	3/2001	Aumock		D650,262 S	12/2011	Hinkle, III	
6,283,874 B1	9/2001	Studebaker		8,075,217 B2	12/2011	Eason	
6,358,157 B1	3/2002	Sorenson		D659,212 S *	5/2012	Smith et al.	D21/753
6,413,006 B1	7/2002	Neugart		D665,471 S *	8/2012	Fossum et al.	D21/753
D480,953 S	10/2003	Lee		D670,776 S *	11/2012	Fossum et al.	D21/753
6,938,587 B2	9/2005	Thomas		D678,967 S *	3/2013	Fossum et al.	D21/753
D522,853 S *	6/2006	Shirakawa	D8/397	2003/0186759 A1	10/2003	Buchanan	
D523,507 S *	6/2006	Perry et al.	D21/756	2004/0190983 A1	9/2004	Hamilton	
7,074,135 B2	7/2006	Moore		2005/0143186 A1	6/2005	Blattner	
7,115,046 B1 *	10/2006	Evans	473/307	2005/0245324 A1 *	11/2005	Light	473/256
7,252,598 B2	8/2007	Lidner		2006/0270487 A1 *	11/2006	Tu Teng	473/256
7,300,210 B2	11/2007	Johnson		2008/0156139 A1	7/2008	Lai	
				2009/0156322 A1	6/2009	Luly	
				2011/0124430 A1	5/2011	Hicks	
				2011/0165956 A1	7/2011	Park	

* cited by examiner

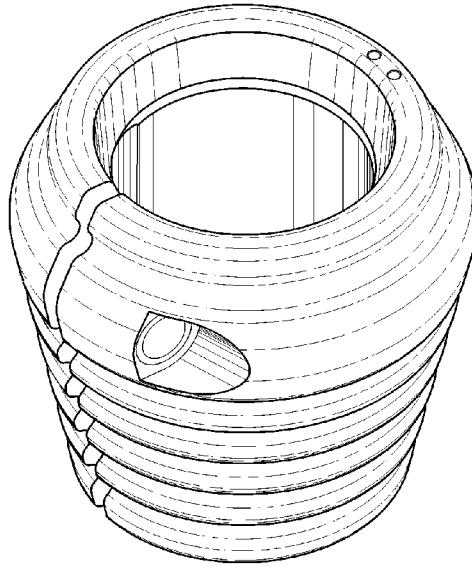


Fig. 1

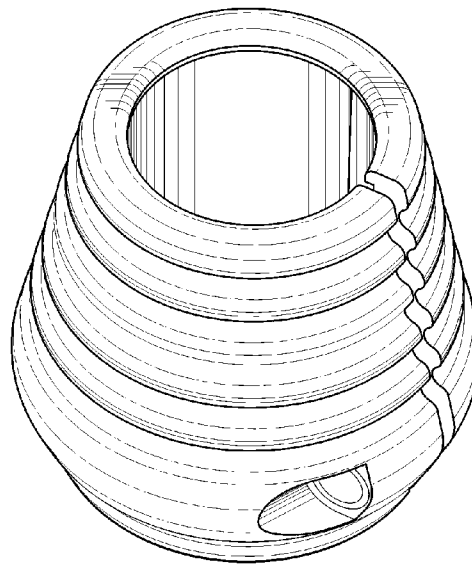


Fig. 2

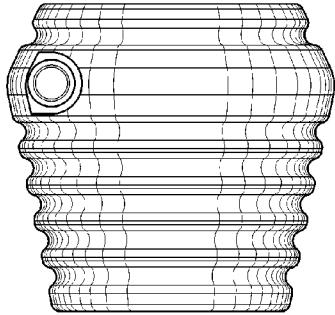


Fig. 3




Fig. 4

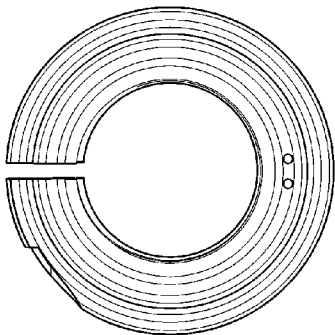


Fig. 5

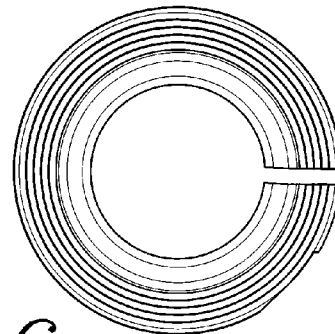


Fig. 6

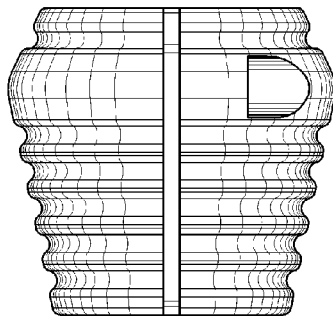


Fig. 7




Fig. 8