US00D724908S

(12) United States Design Patent
Constantine et al.

(10) Patent No.: US D724,908 S
(45) Date of Patent: ** Mar. 24, 2015

(54) **SNIPS**

(71) Applicants: **Richard S. Constantine**, Monroe, CT (US); **Kenneth W. Harris**, Saint Louis, MO (US); **Aaron P. Brookhart**, Saint Louis, MO (US); **Brandon T. Hefer**, Saint Louis, MO (US); **Justin T. Snell**, Saint Louis, MO (US)

(72) Inventors: **Richard S. Constantine**, Monroe, CT (US); **Kenneth W. Harris**, Saint Louis, MO (US); **Aaron P. Brookhart**, Saint Louis, MO (US); **Brandon T. Hefer**, Saint Louis, MO (US); **Justin T. Snell**, Saint Louis, MO (US)

(73) Assignee: **Acme United Corporation**, Fairfield, CT (US)

(**) Term: **14 Years**

(21) Appl. No.: **29/487,015**

(22) Filed: **Apr. 4, 2014**

(51) **LOC (10) Cl.** **08-01**

(52) **U.S. Cl.**
USPC **D8/5**; D8/4; D8/51; D8/52; D8/54

(58) **Field of Classification Search**
USPC D8/4, 5, 51–56, 58, 70, 71, 81, D8/104–107; 81/385, 405, 407–409, 411, 81/415–418, 326, 424.5, 427.5, 426, 427, 81/300, 318, 329, 342, 393; D24/133, D24/148, 153; D22/149, 150
See application file for complete search history.

(56) **References Cited**

U.S. PATENT DOCUMENTS

D238,650	S	*	2/1976	Koblick	D8/5
D238,925	S	*	2/1976	Lavitch et al.	D8/5
D239,080	S	*	3/1976	Stevenson	D8/5
D254,952	S	*	5/1980	Hildebrandt et al.	D8/5
D275,363	S	*	9/1984	Ishida et al.	D8/5
D275,364	S	*	9/1984	Ishida et al.	D8/5
D424,392	S	*	5/2000	Mock	D8/57
D600,092	S	*	9/2009	Peterson et al.	D8/107

* cited by examiner

Primary Examiner — Ian Simmons
Assistant Examiner — Harold Blackwell, II
(74) *Attorney, Agent, or Firm* — Alix, Yale & Ristas, LLP

(57) **CLAIM**

The ornamental design for snips, as shown and described.

DESCRIPTION

FIG. **1** is a perspective view of the snips;
FIG. **2** is a perspective view thereof from a different perspective;
FIG. **3** is a front view thereof;
FIG. **4** is a rear view thereof;
FIG. **5** is a right side view thereof;
FIG. **6** is a left side view thereof;
FIG. **7** is a top plan view thereof; and,
FIG. **8** is a bottom plan view thereof.

1 Claim, 5 Drawing Sheets

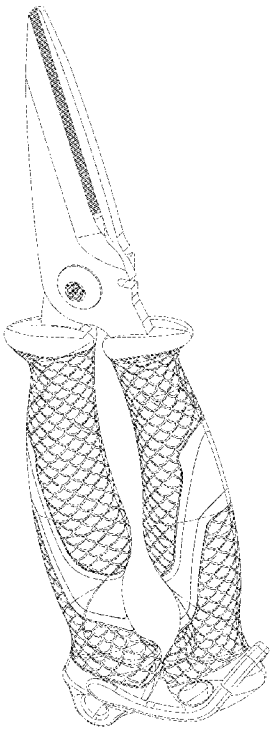

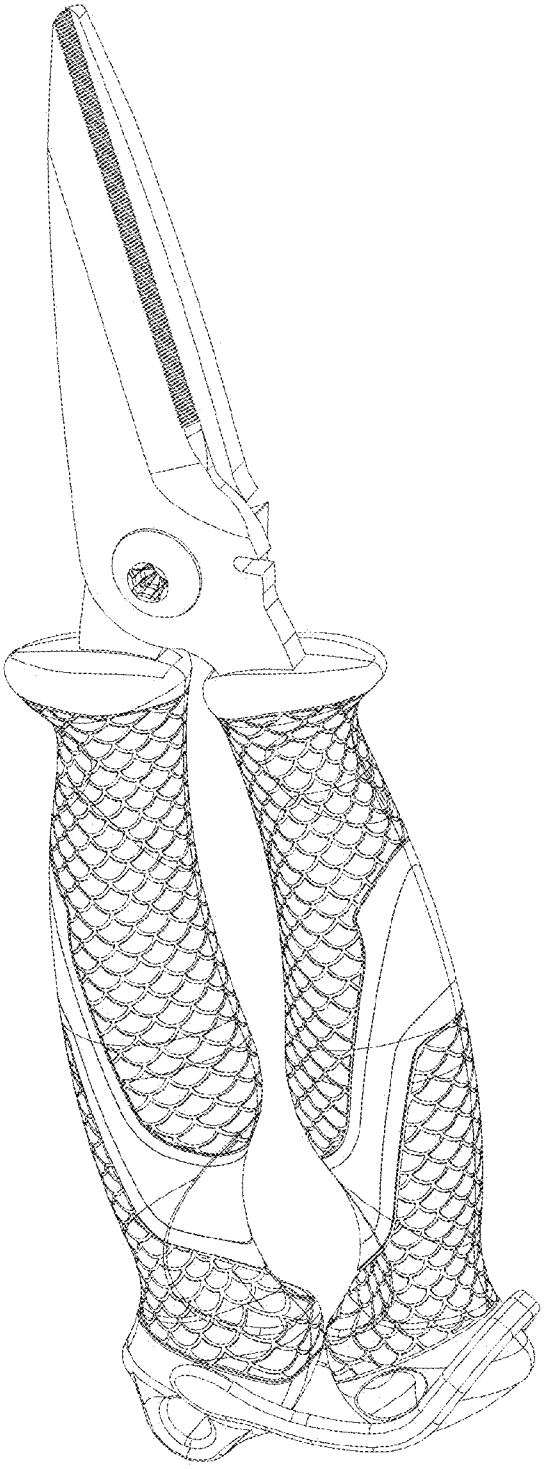

FIG. 1

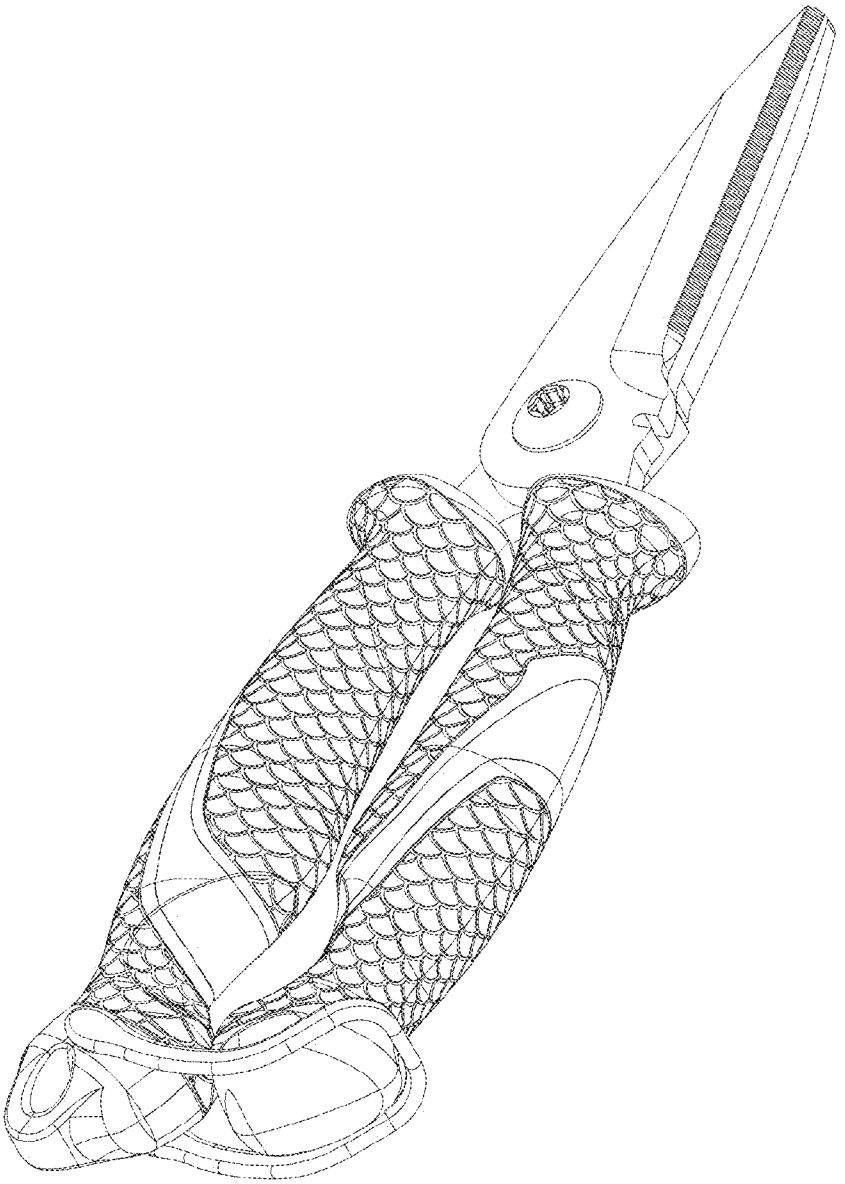

FIG. 2

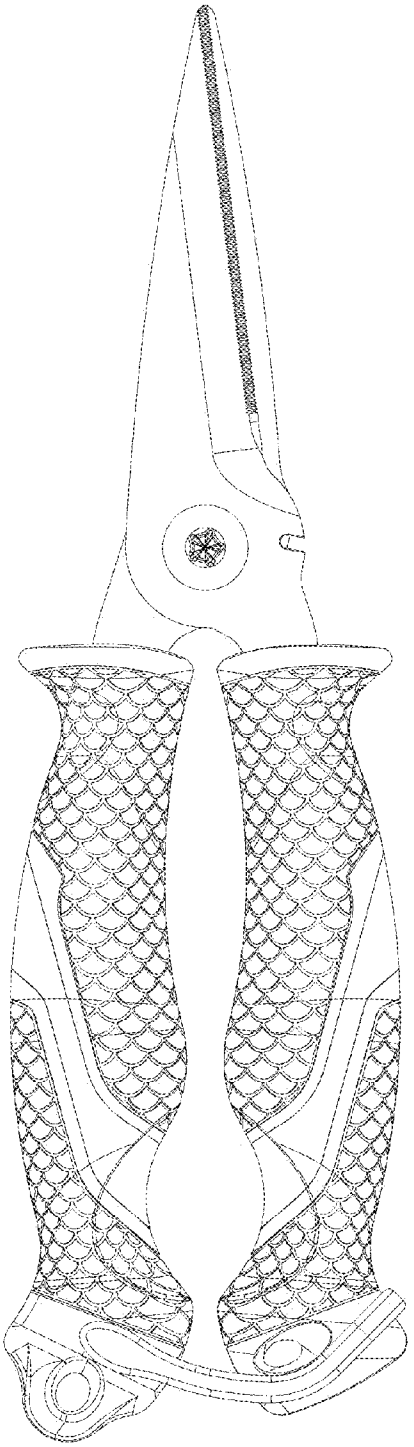

FIG. 3

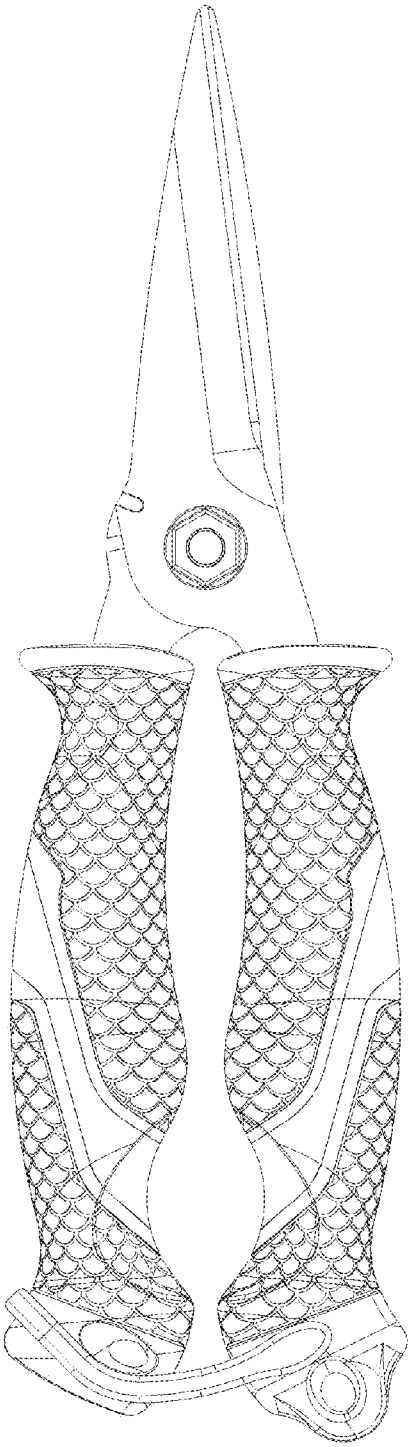

FIG. 4

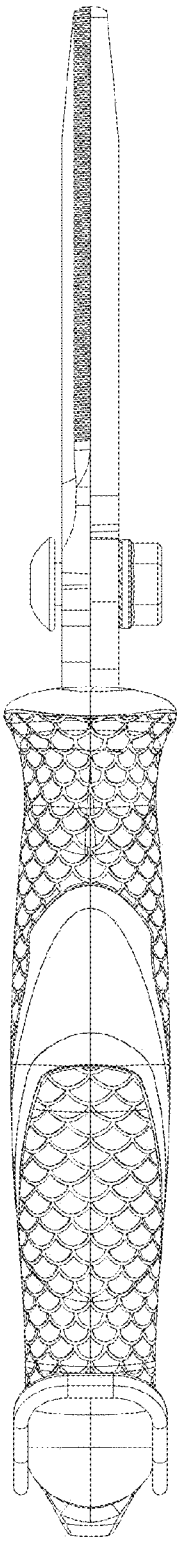

FIG. 5

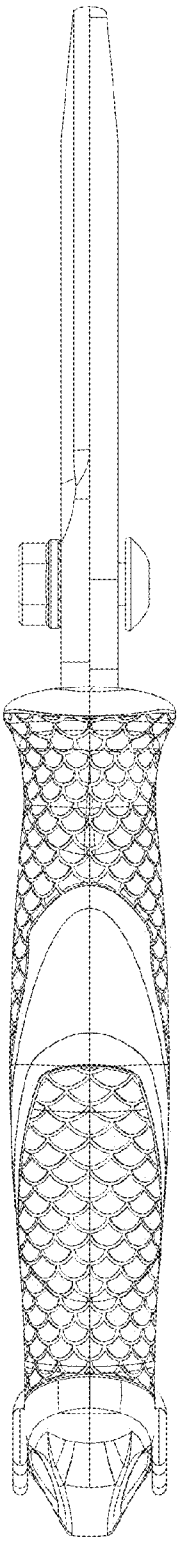

FIG. 6

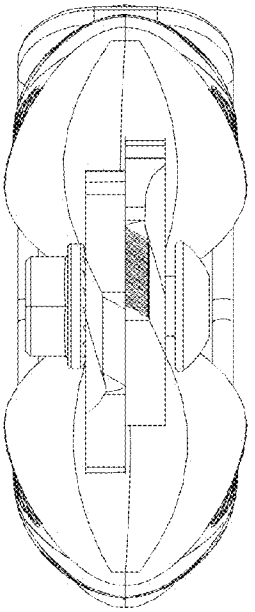

FIG. 7

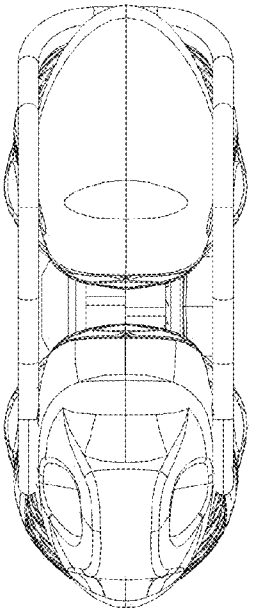

FIG. 8