



US00D885536S

(12) **United States Design Patent**  
**Matsumoto et al.**

(10) **Patent No.:** **US D885,536 S**

(45) **Date of Patent:** **\*\* May 26, 2020**

- (54) **LAVATORY PAN**
- (71) Applicant: **LIXIL Corporation**, Tokyo (JP)
- (72) Inventors: **Daisuke Matsumoto**, Bangkok (TH);  
**Hidehiro Nakashima**, Tokyo (JP);  
**Takumi Masuda**, Aichi (JP); **Kenya Hara**, Tokyo (JP)
- (73) Assignee: **Lixil Corporation**, Tokyo (JP)

D383,832 S *	9/1997	Kawamura	.....	D23/295
D581,034 S *	11/2008	Cho	.....	D23/295
D583,030 S *	12/2008	Kobayashi	.....	D23/295
D608,426 S *	1/2010	Ando	.....	D23/295
D610,241 S *	2/2010	Giovannoni	.....	D23/295
D620,566 S *	7/2010	Ogata	.....	D23/301
D810,898 S *	2/2018	Tsudoku	.....	D23/295
D844,118 S *	3/2019	Jeong	.....	D23/295
D862,666 S *	10/2019	Song	.....	D23/295
2013/0185861 A1 *	7/2013	Matsumoto	.....	E03D 9/005
				4/443
2019/0000284 A1 *	1/2019	Morikawa	.....	A47K 13/12

(\*\*) Term: **15 Years**

\* cited by examiner

(21) Appl. No.: **29/657,301**

*Primary Examiner* — Brandon M Rosati

(22) Filed: **Jul. 20, 2018**

*Assistant Examiner* — John A Voytek

(30) **Foreign Application Priority Data**

(74) *Attorney, Agent, or Firm* — Muncy, Geissler, Olds & Lowe, P.C.

Jan. 22, 2018 (JP) ..... 2018-001096

(51) **LOC (12) Cl.** ..... **23-02**

(52) **U.S. Cl.**  
USPC ..... **D23/301**

(58) **Field of Classification Search**  
USPC ..... D23/295–301, 303, 309, 311–313  
CPC ..... A47K 11/02; A47K 11/026; A47K 11/00;  
A47K 13/00; E03D 11/18; E03D 5/10;  
E03D 13/00  
See application file for complete search history.

(56) **References Cited**

U.S. PATENT DOCUMENTS

D369,400 S *	4/1996	Kawamura	.....	D23/301
D369,401 S *	4/1996	Kawamura	.....	D23/301

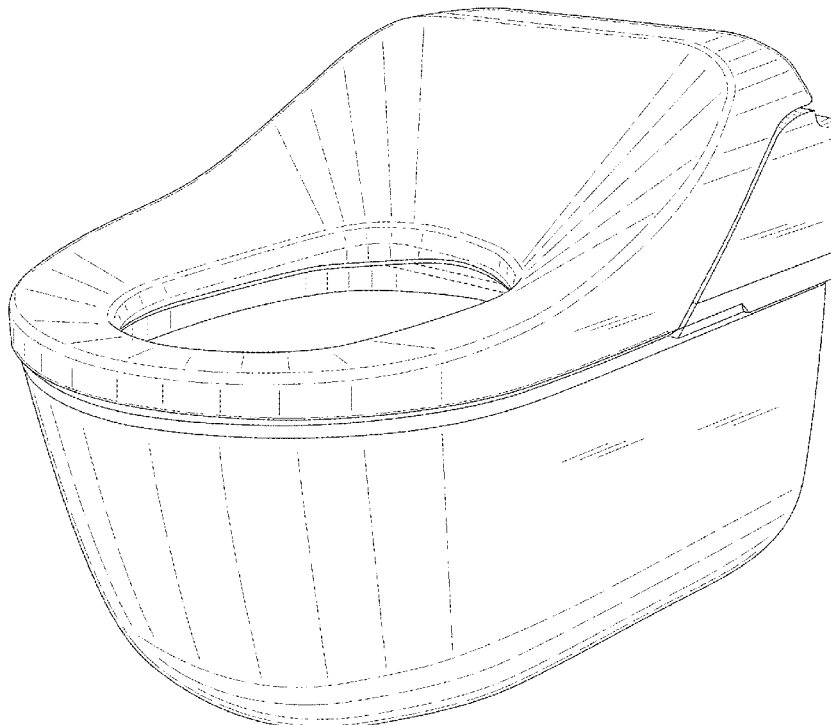
(57) **CLAIM**

The ornamental design for a lavatory pan, as shown and described.

**DESCRIPTION**

FIG. 1 is a perspective view of a lavatory pan showing our new design;  
FIG. 2 is a top plan view thereof;  
FIG. 3 is a bottom plan view thereof;  
FIG. 4 is a front elevational view thereof;  
FIG. 5 is a rear elevational view thereof;  
FIG. 6 is a right side elevational view thereof; and,  
FIG. 7 is a left side elevational view thereof.  
The broken lines illustrate portions of the lavatory pan which form no part of the claimed design.

**1 Claim, 7 Drawing Sheets**



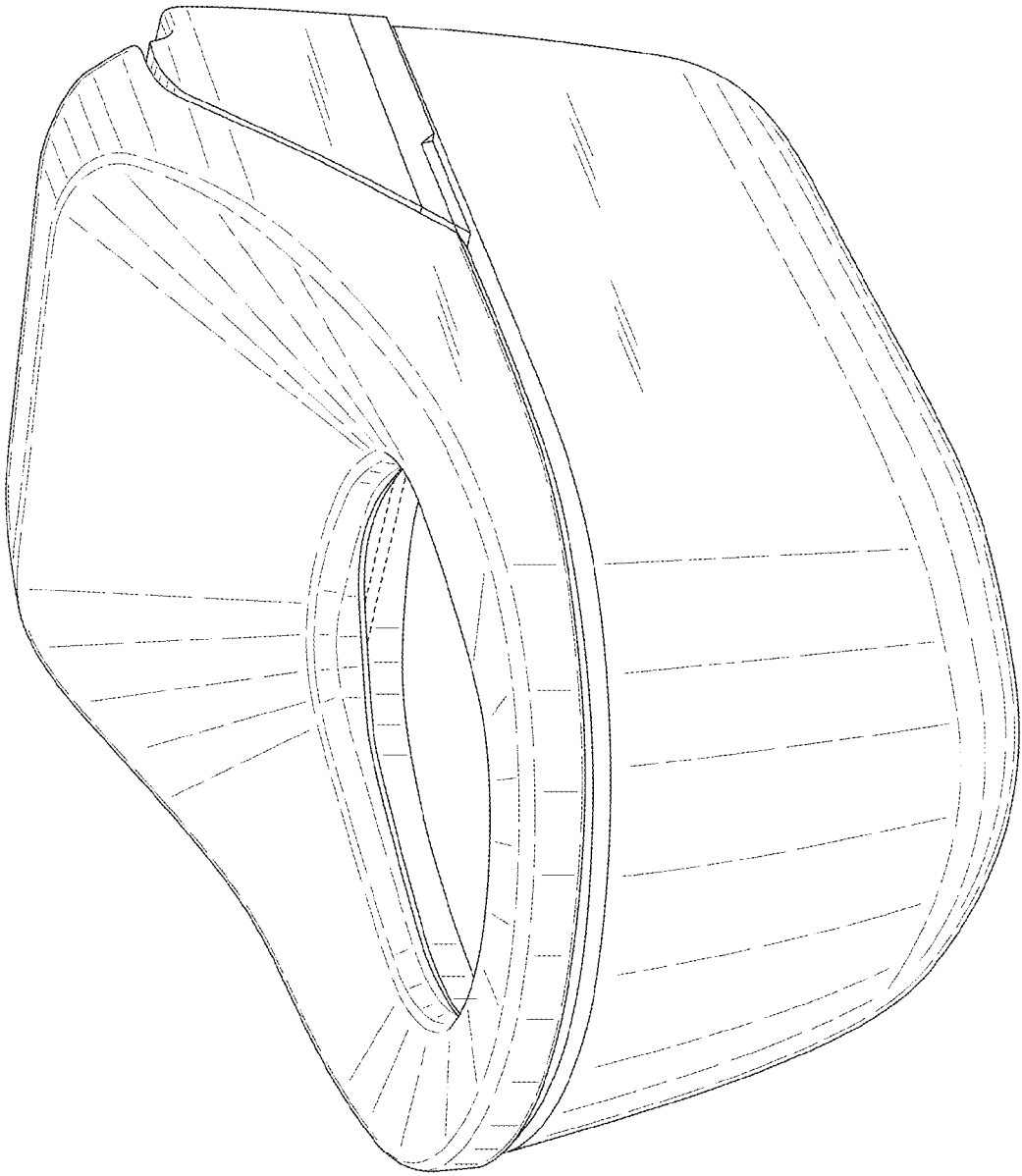


FIG.1

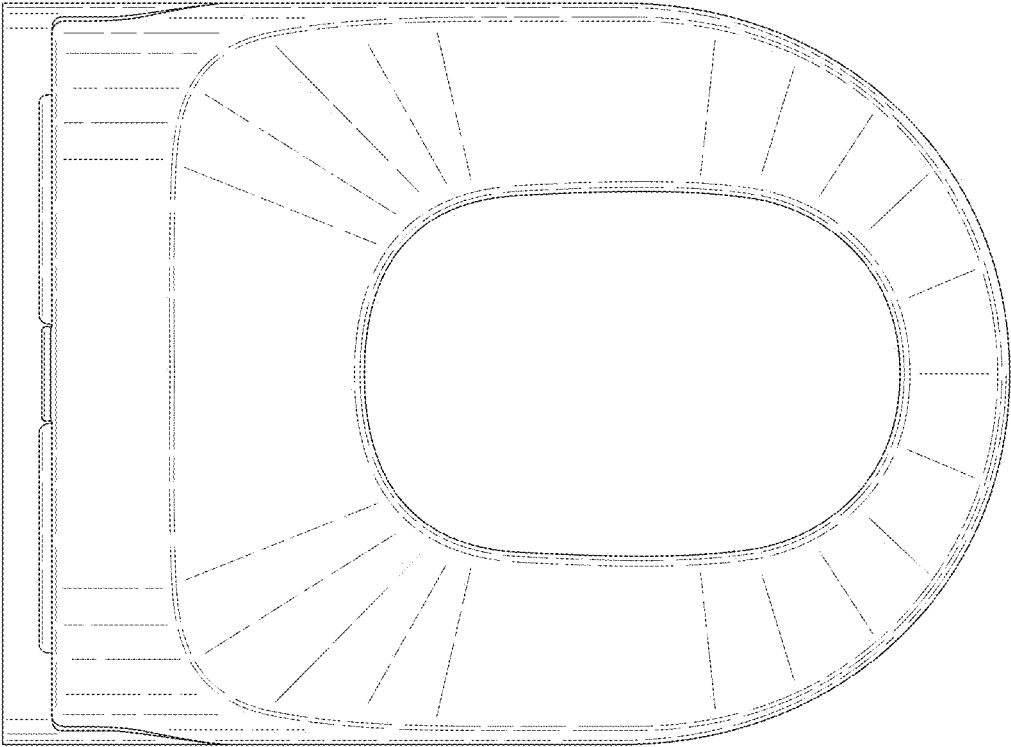


FIG.2

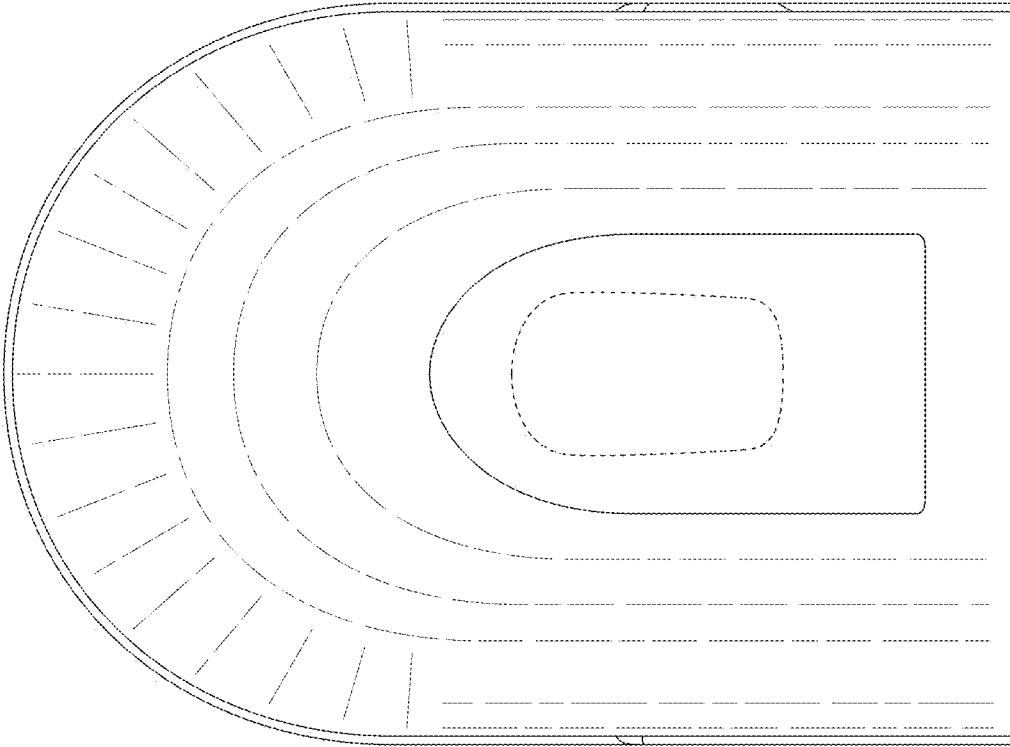


FIG.3

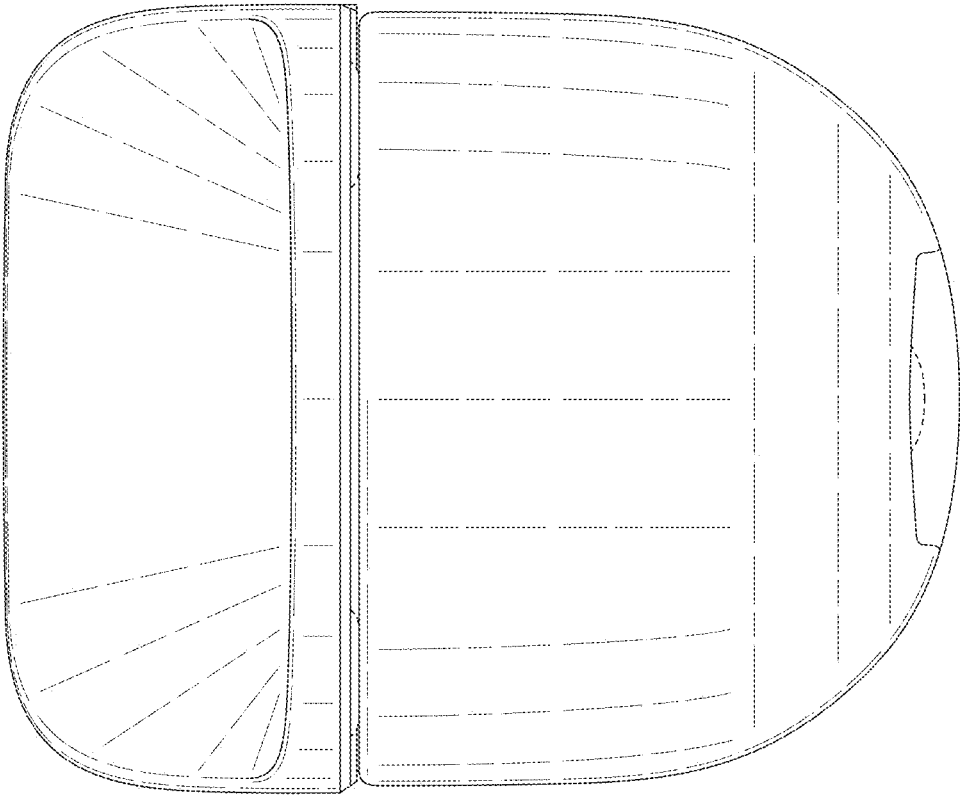


FIG.4

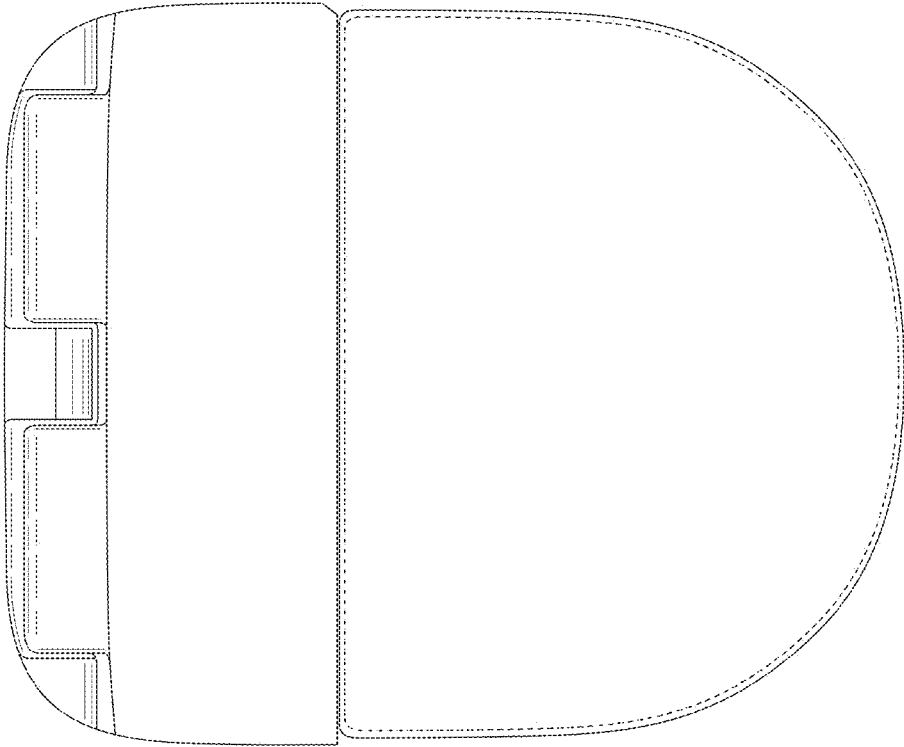


FIG.5

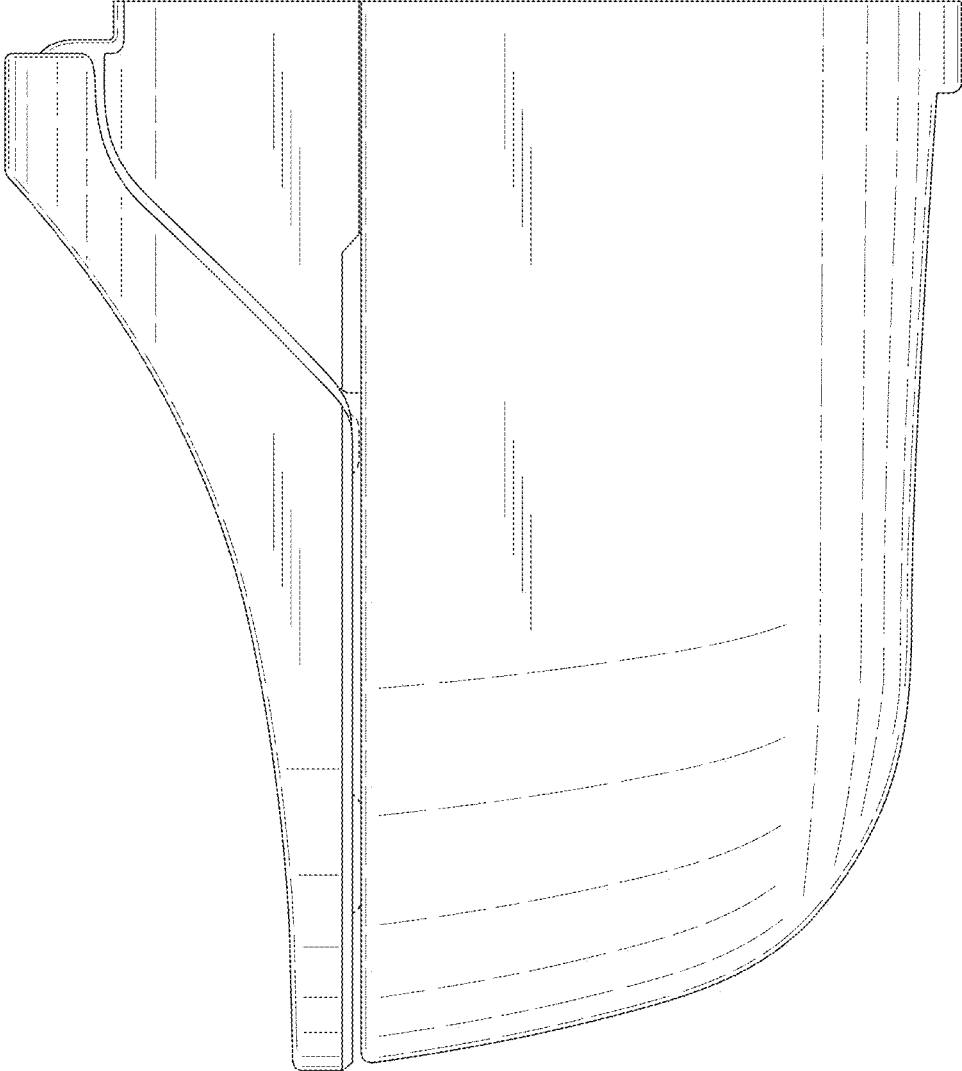


FIG.6




FIG.7