Jan. 18, 1927. 1,614,881

J. M. CONLEY

FOOTBALL GAME BOARD

Filed June 3, 1925

Fig. 1

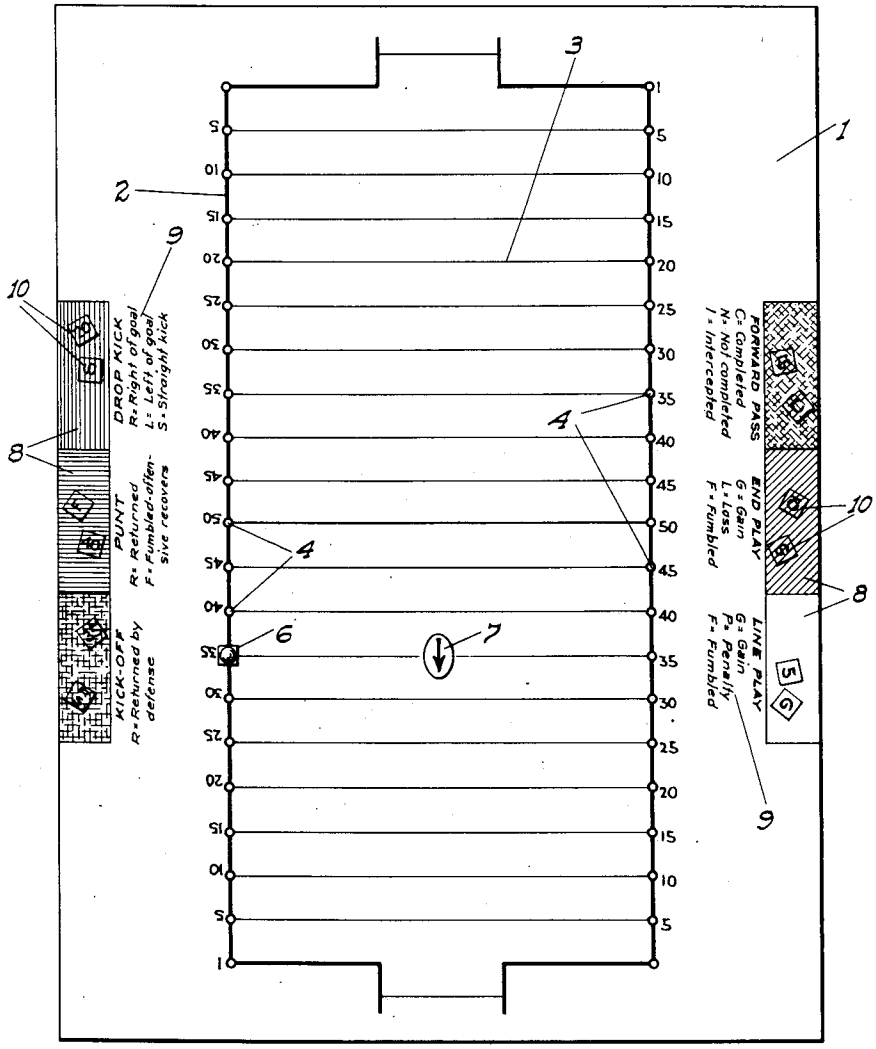


Fig. 2

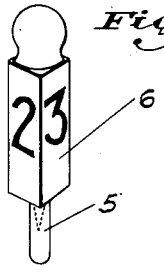


Fig. 3

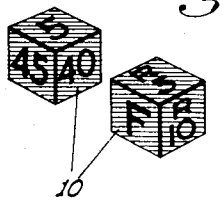


Fig. 4




INVENTOR

John M. Conley

BY

ATTORNEY

Patented Jan. 18, 1927. 1,614,881

# UNITED STATES PATENT OFFICE

JOHN M. CONLEY, OF STOCKTON, CALIFORNIA.

## FOOTBALL GAME BOARD.

Application filed June 3, 1925. Serial No. 34,555.

This invention relates to improvements in indoor games, and particularly to a type of game in which a board is used, on which is represented a course or playing field to be traversed by a movable element, whose movements are controlled by means of chance operated by the players.

The principal object of my invention is to provide a game device which simulates an outdoor game, particularly that known as American foot-ball. In this game a representation of a foot-ball field is marked on the board, and the movable element representing a foot-ball is moved one way or the other according to results obtained by the throwing of any one of a number of sets of dice. Each set of dice represents a different form of play, and the results obtained by throwing the same indicate a gain or loss in yardage and other features as in the actual outdoor game.

Since the set of dice to be thrown at any time is optional with the players, the latter represent the captains of opposing teams, and must exercise a certain amount of judgment as to which form of play to use at any time, which is also in accordance with the actual game.

The game is therefore interesting and entertaining to the players, since while they have control over the different type of plays to be made, they cannot foretell nor control the outcome of such plays. This is because the element of chance is present throughout the playing of the game, and every movement of the member representing the ball is subject to unforeseen and uncontrolled movement one way or the other along the field.

These objects I accomplish by means of such structure and relative arrangement of parts as will fully appear by a perusal of the following specification and claim.

In the drawings similar characters of reference indicate corresponding parts in the several views:

Fig. 1 is a plan view of the game board.

Fig. 2 is a perspective view of a line marker.

Fig. 3 is a perspective view of a pair of dice.

Fig. 4 is a side elevation of a movable element representing the ball.

Referring now more particularly to the characters of reference on the drawings, the numeral 1 denotes the board, a flat rigid member of suitable size.

Imprinted on the board is the outline 2 of a foot-ball field having marked thereon the usual transverse lines 3 representing the five yard lines on the actual field.

The side outlines of the field have orifices 4 at the intersections of the lines 3 therewith to receive the stem 5 of a line marking peg 6. The sides of this peg are preferably rectangular and have numerals marked thereon as shown to denote the number of "downs".

A movable element 7, to represent a foot-ball has a flat surface to rest on the board and has imprinted on its upper face an arrow indicating the direction toward which the element is presumed to be travelling at any time during the playing of the game.

A number of spaces 8, each colored differently, are outlined on the board to the sides of the field, each space having lettering denoting certain forms of play, and symbolic letters with definitions of their meaning, as at 9, which represent a variety of results obtainable when such play is attempted.

For each form of play, adapted to normally be located in the corresponding spaces 8, a pair of dice 10 is provided. These are colored the same as the corresponding spaces 8 so that there will be no confusion as to which form of play they are to be used in connection with.

One of each pair of dice has numbers on its faces indicating yardage along the field. The other dice is marked with the symbol letters whose meanings are defined adjacent the corresponding space 8 and which refer to the particular results of the play to which said dice belong, as above described.

Complete definitions instead of symbols can theoretically be placed directly on the dice but this is impractical owing to the size of the dice, which it is of course desired to keep as small as practicable.

In playing the game the procedure is substantially the same as in the actual outdoor game. The player winning the kick-off shakes the corresponding dice to ascertain the results of such kick, the elements being then placed at the center of the field with the arrow facing in the direction which the player is advancing the element.

For instance if these dice fall as shown

in Fig. 1, the ball is advanced 30 yards (35 as given by one dice minus the 5 indicated by the other). The element 7 is then moved to a corresponding position on the field. The player then has the choice of any of the other types of play, this being a matter for him to determine which form of play has the better chances of advancing the ball toward the goal. In other words he should use due judgment just as the captains of opposite teams must use judgment in determining the form of play to be followed at any time, depending on the position of the ball on the field at such time.

Assuming that he tries an end play, and that the corresponding dice fall as shown in Fig. 1, a gain of 10 yards is the result. The ball is therefore advanced accordingly. Another play is then made according to the choice of the player, and so on.

After each play is made, the marker peg 6 is suitably manipulated. If an advance of ten yards of the ball has been made, the peg is advanced the same distance as the ball, but is not turned, since no downs have been made. If however no such advance of the ball is made, or ground is lost, the marker is left where it is, but is rotated a quarter turn for each such play, to indicate a down. This procedure follows that employed in the actual game, and in this manner it is easy to keep track of the time when the ball, according to the usual rules, passes into the hands of the other player. The latter then manipulates the dice according to his choice and form as to the forms of play to be used in advancing the ball in the opposite direction. When the ball thus passes into the hands of the other player, the element 7 is reversed in position so that the arrow faces in the opposite direction.

If found expedient, the holes 4 may be omitted, and the peg provided with a sharp point as indicated, to enable it to be removably stuck into the board at any point.

From the foregoing description it will be readily seen that I have produced such a device as substantially fulfills the objects of the invention as set forth herein.

While this specification sets forth in detail the present and preferred construction of the device, still in practice such deviations from such detail may be resorted to as do not form a departure from the spirit of the invention, as defined by the appended claim.

Having thus described my invention what I claim as new and useful and desire to secure by Letters Patent is:

In a football simulating game device having a board marked to simulate a football field, and an element movable over the field in simulation of a football; a plurality of independent dice, each pair representing a certain form of play and being marked to denote the results of such play and being differently colored from the other pairs, and definite areas marked on the board for receiving the different pairs of dice when not in use, such areas being colored to correspond to the dice to be placed thereon.

In testimony whereof I affix my signature.

JOHN M. CONLEY.