

(19) World Intellectual Property
Organization
International Bureau



(43) International Publication Date
25 March 2004 (25.03.2004)

PCT

(10) International Publication Number
WO 2004/024729 A1

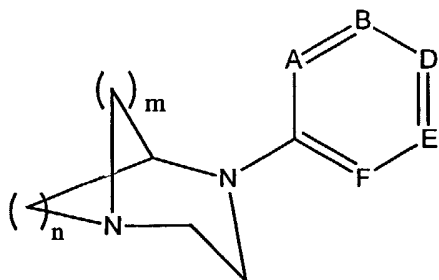
- (51) International Patent Classification⁷: **C07D 487/08**,
A61P 25/00 **Wadsworth** [US/US]; Pfizer Global Research and Development, Eastern Point Road, Groton, CT 06340 (US).
- (21) International Application Number: PCT/IB2003/003795 (74) Agents: **LUMB, J., Trevor** et al.; Pfizer Inc., 201 Tabor Road, Morris Plains, NJ 07950 (US).
- (22) International Filing Date: 29 August 2003 (29.08.2003) (81) Designated States (*national*): AE, AG, AL, AM, AT, AU, AZ, BA, BB, BG, BR, BY, BZ, CA, CH, CN, CO, CR, CU, CZ, DE, DK, DM, DZ, EC, EE, ES, FI, GB, GD, GE, GH, GM, HR, HU, ID, IL, IN, IS, JP, KE, KG, KP, KR, KZ, LC, LK, LR, LS, LT, LU, LV, MA, MD, MG, MK, MN, MW, MX, MZ, NI, NO, NZ, OM, PH, PL, PT, RO, RU, SC, SD, SE, SG, SK, SL, TJ, TM, TN, TR, TT, TZ, UA, UG, US, UZ, VC, VN, YU, ZA, ZM, ZW.
- (25) Filing Language: English (84) Designated States (*regional*): ARIPO patent (GH, GM, KE, LS, MW, MZ, SD, SL, SZ, TZ, UG, ZM, ZW), Eurasian patent (AM, AZ, BY, KG, KZ, MD, RU, TJ, TM), European patent (AT, BE, BG, CH, CY, CZ, DE, DK, EE, ES, FI, FR, GB, GR, HU, IE, IT, LU, MC, NL, PT, RO, SE, SI, SK, TR), OAPI patent (BF, BJ, CF, CG, CI, CM, GA, GN, GQ, GW, ML, MR, NE, SN, TD, TG).
- (26) Publication Language: English
- (30) Priority Data: 60/409,694 10 September 2002 (10.09.2002) US
- (71) Applicant (*for all designated States except US*): **PFIZER PRODUCTS INC.** [US/US]; Eastern Point Road, Groton, CT 06340 (US).
- (72) Inventors; and
- (75) Inventors/Applicants (*for US only*): **O'DONELL, Christopher, John** [US/US]; Pfizer Global Research and Development, Eastern Point Road, Groton, CT 06340 (US). **VINCENT, Lawrence, Albert** [US/US]; Pfizer Global Research and Development, Eastern Point Road, Groton, CT 06340 (US). **O'NEILL, Brian, Thomas** [US/US]; Pfizer Global Research and Development, Eastern Point Road, Groton, CT 06340 (US). **COE, Jotham**,

Published:

— with international search report

For two-letter codes and other abbreviations, refer to the "Guidance Notes on Codes and Abbreviations" appearing at the beginning of each regular issue of the PCT Gazette.

(54) Title: DIAZABICYCLIC COMPOUNDS USEFUL IN THE TREATMENT OF CNS AND OTHER DISORDERS



(I)

(57) Abstract: The present invention relates to a compounds of formula (I): wherein A, B, D, E and F are defined herein; that are useful in treating central nervous system (CNS) diseases, disorders and conditions, such as but not limited to nicotine addiction, schizophrenia, depression, Alzheimer's disease, Parkinson's disease and ADHD. The present invention further comprises pharmaceutical compositions containing such compounds and methods of treatment comprising the use of such compounds.

WO 2004/024729 A1

DIAZABICYCLIC COMPOUNDS USEFUL
IN THE TREATMENT OF CNS AND OTHER DISORDERS

Background of the Invention

The present invention relates to diazabicyclic compounds useful in treating central nervous system (CNS) diseases, disorders and conditions, such as, but not limited to, nicotine addiction, schizophrenia, depression, Alzheimer's disease, Parkinson's disease and ADHD. The present invention further comprises pharmaceutical compositions containing such compounds and methods of treatment comprising the use of such compounds. The compounds of the invention bind to neuronal nicotinic acetylcholine specific receptor sites and are useful in modulating cholinergic function.

By the use of a CNS-penetrant nicotinic receptor modulating compounds of the present invention, it is possible to treat a number of central nervous system diseases, disorders and conditions, including addictions, in patients for whom conventional therapy is not wholly successful or where dependence upon the therapeutic drug is prevalent.

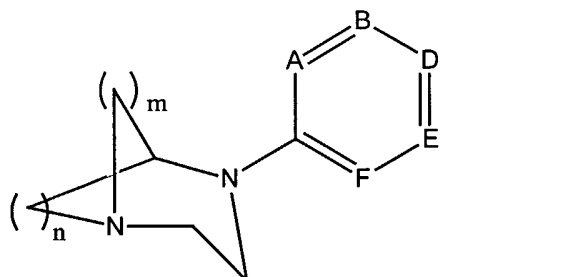
Copending applications U.S. Ser. No. 10/068,692 and U.S. Ser. No. 10/047,850 are drawn to 1,4-diazabicyclo[3.2.2]nonane-4-carboxyl or 4-thiocarboxyl compounds; and benzoxazole- and azabenzoxazole-diazabicyclic derivative compounds; respectively, and both are useful in the treatment of CNS disorders.

Other published references recite diazabicycloalkane compounds as having activity towards nicotinic receptors. Such compounds recited in the field are 1,4-diazabicyclo[3.2.2]nonane derivatives (WO 00/34279); 2,5-diazabicyclo[2.2.1]heptane derivatives (WO 00/34284); 1,4-diaza-bicyclo[3.2.2]nonane-4-carboxylate and carboxamide derivatives (WO 00/58311); 1,4-diazabicyclo[3.2.2]nonane-phenylisoxazoles (WO 01/92259); 4-(2-phenylthiazol-5-yl)-1,4-diazabicyclo[3.2.2]nonanes (WO 01/92260); 1,4-diazabicyclo[3.2.2]nonabenzoxazole, -benzthiazole and benzimidazole derivatives (WO 01/92261); and 4-heteroaryl-1,4-diazabicyclo[3.2.2]nonane compounds (WO 01/55150). In addition, another reference, WO 00/45846, recites compositions containing nicotine or a nicotinic receptor ligand and an inhibitor of a monoamine oxidase for use in smoking cessation treatment.

-2-

Summary of the Invention

The present invention relates to compounds of the formula I



wherein:

- 5 A = CR¹ or N,
 B = CR² or N,
 D = CR³ or N,
 E = CR⁴ or N and
 F = CR⁵ or N;

- 10 and the maximum number of nitrogen atoms amongst A, B, D, E, and F is two;
 where m = 1-3 and n = 1-3

and excluding all compounds where m = n = 2;

- where each R¹, R², R³, R⁴ and R⁵ is independently selected from F, Cl, Br, I, nitro,
 cyano, CF₃, -NR⁶R⁷, -NR⁶C(=O)R⁷, -NR⁶C(=O)NR⁷R⁸, -NR⁶C(=O)OR⁷, -NR⁶S(=O)₂R⁷,
 15 -NR⁶S(=O)₂NR⁷R⁸, -OR⁶, -OC(=O)R⁶, -OC(=O)OR⁶, -OC(=O)NR⁶R⁷, -OC(=O)SR⁶,
 -C(=O)OR⁶, -C(=O)R⁶, -C(=O)NR⁶R⁷, -SR⁶, -S(=O)R⁶, -S(=O)₂R⁶, -S(=O)₂NR⁶R⁷, and a
 substituent from the definition of R⁶;

- each R⁶, R⁷, and R⁸ is independently selected from H, straight chain or branched
 (C₁-C₈)alkyl, straight chain or branched (C₂-C₈)alkenyl, straight chain or branched
 20 (C₂-C₈)alkynyl, (C₃-C₈)cycloalkyl, (C₄-C₈)cycloalkenyl, 3-8 membered heterocycloalkyl,
 (C₅-C₁₁)bicycloalkyl, (C₇-C₁₁)bicycloalkenyl, 5-11 membered heterobicycloalkyl, 5-11
 membered heterobicycloalkenyl, (C₆-C₁₁) aryl, and 5-12 membered heteroaryl; wherein each
 R⁶, R⁷, and R⁸ is optionally substituted with from one to six substituents, independently
 selected from F, Cl, Br, I, nitro, cyano, CF₃, -NR⁹R¹⁰, -NR⁹C(=O)R¹⁰, -NR⁹C(=O)NR¹⁰R¹¹,
 25 -NR⁹C(=O)OR¹⁰, -NR⁹S(=O)₂R¹⁰, -NR⁹S(=O)₂NR¹⁰R¹¹, -OR⁹, -OC(=O)R⁹, -OC(=O)OR⁹,
 -OC(=O)NR⁹R¹⁰, -OC(=O)SR⁹, -C(=O)OR⁹, -C(=O)R⁹, -C(=O)NR⁹R¹⁰, -SR⁹, -S(=O)R⁹,
 -S(=O)₂R⁹, -S(=O)₂NR⁹R¹⁰ and R⁹;

- or R¹ and R², or R² and R³, or R³ and R⁴, or R⁴ and R⁵, may form another
 6-membered aromatic or heteroaromatic ring sharing A and B, or B and D, or D and E, or E
 30 and F, respectively, and may be optionally substituted with from one to four substituents
 independently selected from the group of radicals set forth in the definition of R⁶, R⁷ and R⁸
 above;

each R^9 , R^{10} and R^{11} is independently selected from H, straight chain or branched (C_1 - C_8)alkyl, straight chain or branched (C_2 - C_8)alkenyl, straight chain or branched (C_2 - C_8)alkynyl, (C_3 - C_8)cycloalkyl, (C_4 - C_8)cycloalkenyl, 3-8 membered heterocycloalkyl, (C_5 - C_{11})bicycloalkyl, (C_7 - C_{11})bicycloalkenyl, 5-11 membered heterobicycloalkyl, (5-11 membered) heterobicycloalkenyl, (C_6 - C_{11}) aryl or 5-12 membered heteroaryl; wherein each R^9 , R^{10} and R^{11} is optionally substituted with from one to six substituents independently selected from F, Cl, Br, I, nitro, cyano, CF_3 , $-NR^{12}R^{13}$, $-NR^{12}C(=O)R^{13}$, $-NR^{12}C(=O)NR^{13}R^{14}$, $-NR^{12}C(=O)OR^{13}$, $-NR^{12}S(=O)_2R^{13}$, $-NR^{12}S(=O)_2NR^{13}R^{14}$, $-OR^{12}$, $-OC(=O)R^{12}$, $-OC(=O)OR^{12}$, $-OC(=O)NR^{12}R^{13}$, $-OC(=O)SR^{12}$, $-C(=O)OR^{12}$, $-C(=O)R^{12}$, $-C(=O)NR^{12}R^{13}$, $-SR^{12}$, $-S(=O)R^{12}$, $-S(=O)_2R^{12}$, $-S(=O)_2NR^{12}R^{13}$ and R^{12} ;

each R^{12} , R^{13} , and R^{14} is independently selected from H, straight chain or branched (C_1 - C_8)alkyl, straight chain or branched (C_2 - C_8)alkenyl, straight chain or branched (C_2 - C_8)alkynyl, (C_3 - C_8)cycloalkyl, (C_4 - C_8)cycloalkenyl, 3-8 membered heterocycloalkyl, (C_5 - C_{11})bicycloalkyl, (C_7 - C_{11})bicycloalkenyl, 5-11 membered heterobicycloalkyl, 5-11 membered heterobicycloalkenyl, (C_6 - C_{11}) aryl and (5-12 membered) heteroaryl;

and all enantiomeric, diastereomeric, and tautomeric isomers and pharmaceutically acceptable salts thereof.

Preferred compounds of the invention are those compounds of formula I wherein one or two of A, B, D or E is N.

Further, preferred compounds of the invention are those compounds of formula I wherein A and B are both N.

Further, preferred compounds of the invention are those compounds of formula I wherein A and E are both N.

Further, preferred compounds of the invention are those compounds of formula I wherein B and E are both N.

Further, preferred compounds of the invention are those compounds of formula I wherein one of A, B or E is N.

Further, preferred compounds of the invention are those compounds of formula I wherein one of A or B is N.

Preferred compounds of the invention are those compounds of formula I wherein each R^1 , R^2 , R^3 , R^4 and R^5 is independently selected from H, halo, (C_1 - C_6)alkyl, (C_1 - C_6)alkoxy, (C_1 - C_6)fluoroalkyl, cyano, (C_1 - C_6)alkoxycarbonyl; phenyl substituted or unsubstituted with halo, (C_1 - C_6)alkyl, (C_1 - C_6)alkoxy, (C_1 - C_6)fluoroalkyl; and heteroaryl. Further preferred is where any one of the R^1 and R^2 , or R^2 and R^3 , or R^3 and R^4 , or R^4 and R^5 pairs located on adjacent carbon atoms join to form an unsaturated (C_4)alkylene bridge.

Preferred compounds of the invention are those compounds of formula I wherein $m = 1$ and $n = 1$.

Preferred compounds of the invention are those compounds of formula I wherein $m = 1$ and $n = 2$.

Preferred compounds of the invention are those compounds of formula I wherein $m = 1$ and $n = 3$.

5 Preferred compounds of the invention are those compounds of formula I wherein $m = 2$ and $n = 3$.

Preferred compounds of the invention are those compounds of formula I wherein $m = 3$ and $n = 3$.

10 Examples of specific compounds of this invention are the following compounds of the formula I and their pharmaceutically acceptable salts, hydrates, solvates and optical and other stereoisomers. Particular preferred compounds of the invention are those where $n = 2$ and $m = 1$ and are selected from the group consisting of:

- 4-(5-Bromo-pyridin-3-yl)-1,4-diaza-bicyclo[3.2.1]octane;
- 4-(5-Phenyl-pyridin-3-yl)-1,4-diaza-bicyclo[3.2.1]octane;
- 15 4-Pyridin-2-yl-1,4-diaza-bicyclo[3.2.1]octane;
- 4-Pyridin-3-yl-1,4-diaza-bicyclo[3.2.1]octane;
- 4-Pyridin-4-yl-1,4-diaza-bicyclo[3.2.1]octane;
- 4-(5-Phenyl-pyridazin-3-yl)-1,4-diaza-bicyclo[3.2.1]octane;
- 4-(5-Bromo-pyridin-2-yl)-1,4-diaza-bicyclo[3.2.1]octane;
- 20 4-(6-Phenyl-pyridazin-3-yl)-1,4-diaza-bicyclo[3.2.1]octane;
- 4-Pyrazin-2-yl-1,4-diaza-bicyclo[3.2.1]octane;
- 4-Pyrimidin-5-yl-1,4-diaza-bicyclo[3.2.1]octane;
- 4-(5-Chloro-pyridin-3-yl)-1,4-diaza-bicyclo[3.2.1]octane;
- 4-[5-(3-Trifluoromethyl-phenyl)-pyridin-3-yl]-1,4-diaza-bicyclo[3.2.1]octane;
- 25 4-(3-Bromo-phenyl)-1,4-diaza-bicyclo[3.2.1]octane;
- 5-(1,4-Diaza-bicyclo[3.2.1]oct-4-yl)-nicotinonitrile;
- 4-(5-Trifluoromethyl-pyridin-3-yl)-1,4-diaza-bicyclo[3.2.1]octane;
- 4-[5-(2-Trifluoromethyl-phenyl)-pyridin-3-yl]-1,4-diaza-bicyclo[3.2.1]octane;
- 4-[5-(4-Trifluoromethyl-phenyl)-pyridin-3-yl]-1,4-diaza-bicyclo[3.2.1]octane;
- 30 4-[5-(2-Fluoro-phenyl)-pyridin-3-yl]-1,4-diaza-bicyclo[3.2.1]octane;
- 4-[5-(4-Fluoro-phenyl)-pyridin-3-yl]-1,4-diaza-bicyclo[3.2.1]octane;
- 3-(1,4-Diaza-bicyclo[3.2.1]oct-4-yl)-quinoline;
- 4-(3-Trifluoromethyl-pyridin-2-yl)-1,4-diaza-bicyclo[3.2.1]octane;
- 4-(6-Methoxy-pyridin-2-yl)-1,4-diaza-bicyclo[3.2.1]octane;
- 35 4-[5-(2-Methoxy-phenyl)-pyridin-3-yl]-1,4-diaza-bicyclo[3.2.1]octane;
- 4-[5-(3-Methoxy-phenyl)-pyridin-3-yl]-1,4-diaza-bicyclo[3.2.1]octane;
- 4-(5-o-Tolyl-pyridin-3-yl)-1,4-diaza-bicyclo[3.2.1]octane;

- 5-(1,4-Diaza-bicyclo[3.2.1]oct-4-yl)-nicotinic acid ethyl ester;
4-(5-Chloro-pyridin-2-yl)-1,4-diaza-bicyclo[3.2.1]octane;
4-(6-Methyl-pyridin-3-yl)-1,4-diaza-bicyclo[3.2.1]octane;
4-[5-(3-Trifluoromethyl-phenyl)-pyridin-2-yl]-1,4-diaza-bicyclo[3.2.1]octane;
5 4-[5-(4-Chloro-phenyl)-pyridin-2-yl]-1,4-diaza-bicyclo[3.2.1]octane;
4-(5-o-Tolyl-pyridin-2-yl)-1,4-diaza-bicyclo[3.2.1]octane;
4-[5-(3-Chloro-phenyl)-pyridin-2-yl]-1,4-diaza-bicyclo[3.2.1]octane;
4-[5-(3-Fluoro-phenyl)-pyridin-2-yl]-1,4-diaza-bicyclo[3.2.1]octane;
4-[5-(4-Chloro-phenyl)-pyridin-3-yl]-1,4-diaza-bicyclo[3.2.1]octane;
10 4-[5-(2,4-Dichloro-phenyl)-pyridin-3-yl]-1,4-diaza-bicyclo[3.2.1]octane;
4-[5-(3-Chloro-phenyl)-pyridin-3-yl]-1,4-diaza-bicyclo[3.2.1]octane;
4-(5-p-Tolyl-pyridin-3-yl)-1,4-diaza-bicyclo[3.2.1]octane;
4-[5-(4-Methoxy-phenyl)-pyridin-3-yl]-1,4-diaza-bicyclo[3.2.1]octane;
4-(5-Methoxy-pyridin-3-yl)-1,4-diaza-bicyclo[3.2.1]octane;
15 5-(1,4-Diaza-bicyclo[3.2.1]oct-4-yl)-[3,4']bipyridinyl; and
4-(2-Methyl-5-trifluoromethyl-pyridin-3-yl)-1,4-diaza-bicyclo[3.2.1]octane.
Further preferred compounds of the invention are:
(+)-4-(5-Bromo-pyridin-3-yl)-1,4-diaza-bicyclo[3.2.1]octane;
(+)-4-(5-Phenyl-pyridin-3-yl)-1,4-diaza-bicyclo[3.2.1]octane;
20 (+)-4-Pyridin-2-yl-1,4-diaza-bicyclo[3.2.1]octane;
(+)-4-Pyridin-3-yl-1,4-diaza-bicyclo[3.2.1]octane;
(+)-4-Pyridin-4-yl-1,4-diaza-bicyclo[3.2.1]octane;
(+)-4-(5-Phenyl-pyridazin-3-yl)-1,4-diaza-bicyclo[3.2.1]octane;
(+)-4-(5-Bromo-pyridin-2-yl)-1,4-diaza-bicyclo[3.2.1]octane;
25 (+)-4-(6-Phenyl-pyridazin-3-yl)-1,4-diaza-bicyclo[3.2.1]octane;
(+)-4-Pyrazin-2-yl-1,4-diaza-bicyclo[3.2.1]octane;
(+)-4-Pyrimidin-5-yl-1,4-diaza-bicyclo[3.2.1]octane;
(+)-4-(5-Chloro-pyridin-3-yl)-1,4-diaza-bicyclo[3.2.1]octane;
(+)-4-[5-(3-Trifluoromethyl-phenyl)-pyridin-3-yl]-1,4-diaza-bicyclo[3.2.1]octane;
30 (+)-4-(3-Bromo-phenyl)-1,4-diaza-bicyclo[3.2.1]octane;
(+)-5-(1,4-Diaza-bicyclo[3.2.1]oct-4-yl)-nicotinonitrile;
(+)-4-(5-Trifluoromethyl-pyridin-3-yl)-1,4-diaza-bicyclo[3.2.1]octane;
(+)-4-[5-(2-Trifluoromethyl-phenyl)-pyridin-3-yl]-1,4-diaza-bicyclo[3.2.1]octane;
(+)-4-[5-(4-Trifluoromethyl-phenyl)-pyridin-3-yl]-1,4-diaza-bicyclo[3.2.1]octane;
35 (+)-4-[5-(2-Fluoro-phenyl)-pyridin-3-yl]-1,4-diaza-bicyclo[3.2.1]octane;
(+)-4-[5-(4-Fluoro-phenyl)-pyridin-3-yl]-1,4-diaza-bicyclo[3.2.1]octane;
(+)-3-(1,4-Diaza-bicyclo[3.2.1]oct-4-yl)-quinoline;

- (+)-4-(3-Trifluoromethyl-pyridin-2-yl)-1,4-diaza-bicyclo[3.2.1]octane;
 (+)-4-(3-Methoxy-pyridin-2-yl)-1,4-diaza-bicyclo[3.2.1]octane;
 (+)-4-[5-(2-Methoxy-phenyl)-pyridin-3-yl]-1,4-diaza-bicyclo[3.2.1]octane;
 (+)-4-[5-(3-Methoxy-phenyl)-pyridin-3-yl]-1,4-diaza-bicyclo[3.2.1]octane;
 5 (+)-4-(5-o-Tolyl-pyridin-3-yl)-1,4-diaza-bicyclo[3.2.1]octane;
 (+)-5-(1,4-Diaza-bicyclo[3.2.1]oct-4-yl)-nicotinic acid ethyl ester;
 (+)-4-(5-Chloro-pyridin-2-yl)-1,4-diaza-bicyclo[3.2.1]octane;
 (+)-4-(6-Methyl-pyridin-3-yl)-1,4-diaza-bicyclo[3.2.1]octane;
 (+)-4-[5-(3-Trifluoromethyl-phenyl)-pyridin-2-yl]-1,4-diaza-bicyclo[3.2.1]octane;
 10 (+)-4-[5-(4-Chloro-phenyl)-pyridin-2-yl]-1,4-diaza-bicyclo[3.2.1]octane;
 (+)-4-(5-o-Tolyl-pyridin-2-yl)-1,4-diaza-bicyclo[3.2.1]octane;
 (+)-4-[5-(3-Chloro-phenyl)-pyridin-2-yl]-1,4-diaza-bicyclo[3.2.1]octane;
 (+)-4-[5-(3-Fluoro-phenyl)-pyridin-2-yl]-1,4-diaza-bicyclo[3.2.1]octane;
 (+)-4-[5-(4-Chloro-phenyl)-pyridin-3-yl]-1,4-diaza-bicyclo[3.2.1]octane;
 15 (+)-4-[5-(2,4-Dichloro-phenyl)-pyridin-3-yl]-1,4-diaza-bicyclo[3.2.1]octane;
 (+)-4-[5-(3-Chloro-phenyl)-pyridin-3-yl]-1,4-diaza-bicyclo[3.2.1]octane;
 (+)-4-(5-p-Tolyl-pyridin-3-yl)-1,4-diaza-bicyclo[3.2.1]octane;
 (+)-4-[5-(4-Methoxy-phenyl)-pyridin-3-yl]-1,4-diaza-bicyclo[3.2.1]octane;
 (+)-4-(5-Methoxy-pyridin-3-yl)-1,4-diaza-bicyclo[3.2.1]octane;
 20 (+)-5-(1,4-Diaza-bicyclo[3.2.1]oct-4-yl)-[3,4']bipyridinyl; and
 (+)-4-(2-Methyl-5-trifluoromethyl-pyridin-3-yl)-1,4-diaza-bicyclo[3.2.1]octane.
- Further preferred compounds of the invention are:
- (-)-4-(5-Bromo-pyridin-3-yl)-1,4-diaza-bicyclo[3.2.1]octane;
 (-)-4-(5-Phenyl-pyridin-3-yl)-1,4-diaza-bicyclo[3.2.1]octane;
 25 (-)-4-Pyridin-2-yl-1,4-diaza-bicyclo[3.2.1]octane;
 (-)-4-Pyridin-3-yl-1,4-diaza-bicyclo[3.2.1]octane;
 (-)-4-Pyridin-4-yl-1,4-diaza-bicyclo[3.2.1]octane;
 (-)-4-(5-Phenyl-pyridazin-3-yl)-1,4-diaza-bicyclo[3.2.1]octane;
 (-)-4-(5-Bromo-pyridin-2-yl)-1,4-diaza-bicyclo[3.2.1]octane;
 30 (-)-4-(6-Phenyl-pyridazin-3-yl)-1,4-diaza-bicyclo[3.2.1]octane;
 (-)-4-Pyrazin-2-yl-1,4-diaza-bicyclo[3.2.1]octane;
 (-)-4-Pyrimidin-5-yl-1,4-diaza-bicyclo[3.2.1]octane;
 (-)-4-(5-Chloro-pyridin-3-yl)-1,4-diaza-bicyclo[3.2.1]octane;
 (-)-4-[5-(3-Trifluoromethyl-phenyl)-pyridin-3-yl]-1,4-diaza-bicyclo[3.2.1]octane;
 35 (-)-4-(3-Bromo-phenyl)-1,4-diaza-bicyclo[3.2.1]octane;
 (-)-5-(1,4-Diaza-bicyclo[3.2.1]oct-4-yl)-nicotinonitrile;
 (-)-4-(5-Trifluoromethyl-pyridin-3-yl)-1,4-diaza-bicyclo[3.2.1]octane;

-7-

- (-)-4-[5-(2-Trifluoromethyl-phenyl)-pyridin-3-yl]-1,4-diaza-bicyclo[3.2.1]octane;
 (-)-4-[5-(4-Trifluoromethyl-phenyl)-pyridin-3-yl]-1,4-diaza-bicyclo[3.2.1]octane;
 (-)-4-[5-(2-Fluoro-phenyl)-pyridin-3-yl]-1,4-diaza-bicyclo[3.2.1]octane;
 (-)-4-[5-(4-Fluoro-phenyl)-pyridin-3-yl]-1,4-diaza-bicyclo[3.2.1]octane;
 5 (-)-3-(1,4-Diaza-bicyclo[3.2.1]oct-4-yl)-quinoline;
 (-)-4-(3-Trifluoromethyl-pyridin-2-yl)-1,4-diaza-bicyclo[3.2.1]octane;
 (-)-4-(6-Methoxy-pyridin-2-yl)-1,4-diaza-bicyclo[3.2.1]octane;
 (-)-4-[5-(2-Methoxy-phenyl)-pyridin-3-yl]-1,4-diaza-bicyclo[3.2.1]octane;
 (-)-4-[5-(3-Methoxy-phenyl)-pyridin-3-yl]-1,4-diaza-bicyclo[3.2.1]octane;
 10 (-)-4-(5-o-Tolyl-pyridin-3-yl)-1,4-diaza-bicyclo[3.2.1]octane;
 (-)-5-(1,4-Diaza-bicyclo[3.2.1]oct-4-yl)-nicotinic acid ethyl ester;
 (-)-4-(5-Chloro-pyridin-2-yl)-1,4-diaza-bicyclo[3.2.1]octane;
 (-)-4-(6-Methyl-pyridin-3-yl)-1,4-diaza-bicyclo[3.2.1]octane;
 (-)-4-[5-(3-Trifluoromethyl-phenyl)-pyridin-2-yl]-1,4-diaza-bicyclo[3.2.1]octane;
 15 (-)-4-[5-(4-Chloro-phenyl)-pyridin-2-yl]-1,4-diaza-bicyclo[3.2.1]octane;
 (-)-4-(5-o-Tolyl-pyridin-2-yl)-1,4-diaza-bicyclo[3.2.1]octane;
 (-)-4-[5-(3-Chloro-phenyl)-pyridin-2-yl]-1,4-diaza-bicyclo[3.2.1]octane;
 (-)-4-[5-(3-Fluoro-phenyl)-pyridin-2-yl]-1,4-diaza-bicyclo[3.2.1]octane;
 (-)-4-[5-(4-Chloro-phenyl)-pyridin-3-yl]-1,4-diaza-bicyclo[3.2.1]octane;
 20 (-)-4-[5-(2,4-Dichloro-phenyl)-pyridin-3-yl]-1,4-diaza-bicyclo[3.2.1]octane;
 (-)-4-[5-(3-Chloro-phenyl)-pyridin-3-yl]-1,4-diaza-bicyclo[3.2.1]octane;
 (-)-4-(5-p-Tolyl-pyridin-3-yl)-1,4-diaza-bicyclo[3.2.1]octane;
 (-)-4-[5-(4-Methoxy-phenyl)-pyridin-3-yl]-1,4-diaza-bicyclo[3.2.1]octane;
 (-)-4-(5-Methoxy-pyridin-3-yl)-1,4-diaza-bicyclo[3.2.1]octane;
 25 (-)-5-(1,4-Diaza-bicyclo[3.2.1]oct-4-yl)-[3,4']bipyridinyl; and
 (-)-4-(2-Methyl-5-trifluoromethyl-pyridin-3-yl)-1,4-diaza-bicyclo[3.2.1]octane.

Further preferred compounds of the invention are those where $n = 1$ and $m = 1$ and are selected from the group consisting of:

- 4-(5-Bromo-pyridin-3-yl)-1,4-diaza-bicyclo[3.1.1]heptane;
 30 4-(5-Phenyl-pyridin-3-yl)-1,4-diaza-bicyclo[3.1.1]heptane;
 4-Pyridin-2-yl-1,4-diaza-bicyclo[3.1.1]heptane;
 4-Pyridin-3-yl-1,4-diaza-bicyclo[3.1.1]heptane;
 4-Pyridin-4-yl-1,4-diaza-bicyclo[3.1.1]heptane;
 4-(5-Phenyl-pyridazin-3-yl)-1,4-diaza-bicyclo[3.1.1]heptane;
 35 4-(5-Bromo-pyridin-2-yl)-1,4-diaza-bicyclo[3.1.1]heptane;
 4-(6-Phenyl-pyridazin-3-yl)-1,4-diaza-bicyclo[3.1.1]heptane;
 4-Pyrazin-2-yl-1,4-diaza-bicyclo[3.1.1]heptane;

- 4-Pyrimidin-5-yl-1,4-diaza-bicyclo[3.1.1]heptane;
 4-(5-Chloro-pyridin-3-yl)-1,4-diaza-bicyclo[3.1.1]heptane;
 4-[5-(3-Trifluoromethyl-phenyl)-pyridin-3-yl]-1,4-diaza-bicyclo[3.1.1]heptane;
 4-(3-Bromo-phenyl)-1,4-diaza-bicyclo[3.1.1]heptane;
 5
 5-(1,4-Diaza-bicyclo[3.1.1]hept-4-yl)-nicotinonitrile;
 4-(5-Trifluoromethyl-pyridin-3-yl)-1,4-diaza-bicyclo[3.1.1]heptane;
 4-[5-(2-Trifluoromethyl-phenyl)-pyridin-3-yl]-1,4-diaza-bicyclo[3.1.1]heptane;
 4-[5-(4-Trifluoromethyl-phenyl)-pyridin-3-yl]-1,4-diaza-bicyclo[3.1.1]heptane;
 4-[5-(2-Fluoro-phenyl)-pyridin-3-yl]-1,4-diaza-bicyclo[3.1.1]heptane;
 10
 4-[5-(4-Fluoro-phenyl)-pyridin-3-yl]-1,4-diaza-bicyclo[3.1.1]heptane;
 3-(1,4-Diaza-bicyclo[3.1.1]hept-4-yl)-quinoline;
 4-(3-Trifluoromethyl-pyridin-2-yl)-1,4-diaza-bicyclo[3.1.1]heptane;
 4-(6-Methoxy-pyridin-2-yl)-1,4-diaza-bicyclo[3.1.1]heptane;
 4-[5-(2-Methoxy-phenyl)-pyridin-3-yl]-1,4-diaza-bicyclo[3.1.1]heptane;
 15
 4-[5-(3-Methoxy-phenyl)-pyridin-3-yl]-1,4-diaza-bicyclo[3.1.1]heptane;
 4-(5-o-Tolyl-pyridin-3-yl)-1,4-diaza-bicyclo[3.1.1]heptane;
 5-(1,4-Diaza-bicyclo[3.1.1]hept-4-yl)-nicotinic acid ethyl ester;
 4-(5-Chloro-pyridin-2-yl)-1,4-diaza-bicyclo[3.1.1]heptane;
 4-(6-Methyl-pyridin-3-yl)-1,4-diaza-bicyclo[3.1.1]heptane;
 20
 4-[5-(3-Trifluoromethyl-phenyl)-pyridin-2-yl]-1,4-diaza-bicyclo[3.1.1]heptane;
 4-[5-(4-Chloro-phenyl)-pyridin-2-yl]-1,4-diaza-bicyclo[3.1.1]heptane;
 4-(5-o-Tolyl-pyridin-2-yl)-1,4-diaza-bicyclo[3.1.1]heptane;
 4-[5-(3-Chloro-phenyl)-pyridin-2-yl]-1,4-diaza-bicyclo[3.1.1]heptane;
 4-[5-(3-Fluoro-phenyl)-pyridin-2-yl]-1,4-diaza-bicyclo[3.1.1]heptane;
 25
 4-[5-(4-Chloro-phenyl)-pyridin-3-yl]-1,4-diaza-bicyclo[3.1.1]heptane;
 4-[5-(2,4-Dichloro-phenyl)-pyridin-3-yl]-1,4-diaza-bicyclo[3.1.1]heptane;
 4-[5-(3-Chloro-phenyl)-pyridin-3-yl]-1,4-diaza-bicyclo[3.1.1]heptane;
 4-(5-p-Tolyl-pyridin-3-yl)-1,4-diaza-bicyclo[3.1.1]heptane;
 4-[5-(4-Methoxy-phenyl)-pyridin-3-yl]-1,4-diaza-bicyclo[3.1.1]heptane;
 30
 4-(5-Methoxy-pyridin-3-yl)-1,4-diaza-bicyclo[3.1.1]heptane;
 5-(1,4-Diaza-bicyclo[3.1.1]hept-4-yl)-[3,4']bipyridinyl; and
 4-(2-Methyl-5-trifluoromethyl-pyridin-3-yl)-1,4-diaza-bicyclo[3.1.1]heptane.

Further preferred compounds of the invention are those where $n = 3$ and $m = 1$ selected from the group consisting of:

- 35
 4-(5-Bromo-pyridin-3-yl)-1,4-diaza-bicyclo[3.3.1]nonane;
 4-(5-Phenyl-pyridin-3-yl)-1,4-diaza-bicyclo[3.3.1]nonane;
 4-Pyridin-2-yl-1,4-diaza-bicyclo[3.3.1]nonane;

- 4-Pyridin-3-yl-1,4-diaza-bicyclo[3.3.1]nonane;
4-Pyridin-4-yl-1,4-diaza-bicyclo[3.3.1]nonane;
4-(5-Phenyl-pyridazin-3-yl)-1,4-diaza-bicyclo[3.3.1]nonane;
4-(5-Bromo-pyridin-2-yl)-1,4-diaza-bicyclo[3.3.1]nonane;
5 4-(6-Phenyl-pyridazin-3-yl)-1,4-diaza-bicyclo[3.3.1]nonane;
4-Pyrazin-2-yl-1,4-diaza-bicyclo[3.3.1]nonane;
4-Pyrimidin-5-yl-1,4-diaza-bicyclo[3.3.1]nonane;
4-(5-Chloro-pyridin-3-yl)-1,4-diaza-bicyclo[3.3.1]nonane;
4-[5-(3-Trifluoromethyl-phenyl)-pyridin-3-yl]-1,4-diaza-bicyclo[3.3.1]nonane;
10 4-(3-Bromo-phenyl)-1,4-diaza-bicyclo[3.3.1]nonane;
5-(1,4-Diaza-bicyclo[3.3.1]non-4-yl)-nicotinonitrile;
4-(5-Trifluoromethyl-pyridin-3-yl)-1,4-diaza-bicyclo[3.3.1]nonane;
4-[5-(2-Trifluoromethyl-phenyl)-pyridin-3-yl]-1,4-diaza-bicyclo[3.3.1]nonane;
4-[5-(4-Trifluoromethyl-phenyl)-pyridin-3-yl]-1,4-diaza-bicyclo[3.3.1]nonane;
15 4-[5-(2-Fluoro-phenyl)-pyridin-3-yl]-1,4-diaza-bicyclo[3.3.1]nonane;
4-[5-(4-Fluoro-phenyl)-pyridin-3-yl]-1,4-diaza-bicyclo[3.3.1]nonane;
3-(1,4-Diaza-bicyclo[3.3.1]non-4-yl)-quinoline;
4-(3-Trifluoromethyl-pyridin-2-yl)-1,4-diaza-bicyclo[3.3.1]nonane;
4-(6-Methoxy-pyridin-2-yl)-1,4-diaza-bicyclo[3.3.1]nonane;
20 4-[5-(2-Methoxy-phenyl)-pyridin-3-yl]-1,4-diaza-bicyclo[3.3.1]nonane;
4-[5-(3-Methoxy-phenyl)-pyridin-3-yl]-1,4-diaza-bicyclo[3.3.1]nonane;
4-(5-o-Tolyl-pyridin-3-yl)-1,4-diaza-bicyclo[3.3.1]nonane;
5-(1,4-Diaza-bicyclo[3.3.1]non-4-yl)-nicotinic acid ethyl ester;
4-(5-Chloro-pyridin-2-yl)-1,4-diaza-bicyclo[3.3.1]nonane;
25 4-(6-Methyl-pyridin-3-yl)-1,4-diaza-bicyclo[3.3.1]nonane;
4-[5-(3-Trifluoromethyl-phenyl)-pyridin-2-yl]-1,4-diaza-bicyclo[3.3.1]nonane;
4-[5-(4-Chloro-phenyl)-pyridin-2-yl]-1,4-diaza-bicyclo[3.3.1]nonane;
4-(5-o-Tolyl-pyridin-2-yl)-1,4-diaza-bicyclo[3.3.1]nonane;
4-[5-(3-Chloro-phenyl)-pyridin-2-yl]-1,4-diaza-bicyclo[3.3.1]nonane;
30 4-[5-(3-Fluoro-phenyl)-pyridin-2-yl]-1,4-diaza-bicyclo[3.3.1]nonane;
4-[5-(4-Chloro-phenyl)-pyridin-3-yl]-1,4-diaza-bicyclo[3.3.1]nonane;
4-[5-(2,4-Dichloro-phenyl)-pyridin-3-yl]-1,4-diaza-bicyclo[3.3.1]nonane;
4-[5-(3-Chloro-phenyl)-pyridin-3-yl]-1,4-diaza-bicyclo[3.3.1]nonane;
4-(5-p-Tolyl-pyridin-3-yl)-1,4-diaza-bicyclo[3.3.1]nonane;
35 4-[5-(4-Methoxy-phenyl)-pyridin-3-yl]-1,4-diaza-bicyclo[3.3.1]nonane;
4-(5-Methoxy-pyridin-3-yl)-1,4-diaza-bicyclo[3.3.1]nonane;
5-(1,4-Diaza-bicyclo[3.3.1]non-4-yl)-[3,4']bipyridinyl; and

4-(2-Methyl-5-trifluoromethyl-pyridin-3-yl)-1,4-diaza-bicyclo[3.3.1]nonane.

Further preferred compounds of the invention are selected from:

- (+)-4-(5-Bromo-pyridin-3-yl)-1,4-diaza-bicyclo[3.3.1]nonane;
- (+)-4-(5-Phenyl-pyridin-3-yl)-1,4-diaza-bicyclo[3.3.1]nonane;
- 5 (+)-4-Pyridin-2-yl-1,4-diaza-bicyclo[3.3.1]nonane;
- (+)-4-Pyridin-3-yl-1,4-diaza-bicyclo[3.3.1]nonane;
- (+)-4-Pyridin-4-yl-1,4-diaza-bicyclo[3.3.1]nonane;
- (+)-4-(5-Phenyl-pyridazin-3-yl)-1,4-diaza-bicyclo[3.3.1]nonane;
- (+)-4-(5-Bromo-pyridin-2-yl)-1,4-diaza-bicyclo[3.3.1]nonane;
- 10 (+)-4-(6-Phenyl-pyridazin-3-yl)-1,4-diaza-bicyclo[3.3.1]nonane;
- (+)-4-Pyrazin-2-yl-1,4-diaza-bicyclo[3.3.1]nonane;
- (+)-4-Pyrimidin-5-yl-1,4-diaza-bicyclo[3.3.1]nonane;
- (+)-4-(5-Chloro-pyridin-3-yl)-1,4-diaza-bicyclo[3.3.1]nonane;
- (+)-4-[5-(3-Trifluoromethyl-phenyl)-pyridin-3-yl]-1,4-diaza-bicyclo[3.3.1]nonane;
- 15 (+)-4-(3-Bromo-phenyl)-1,4-diaza-bicyclo[3.3.1]nonane;
- (+)-5-(1,4-Diaza-bicyclo[3.3.1]non-4-yl)-nicotinonitrile;
- (+)-4-(5-Trifluoromethyl-pyridin-3-yl)-1,4-diaza-bicyclo[3.3.1]nonane;
- (+)-4-[5-(2-Trifluoromethyl-phenyl)-pyridin-3-yl]-1,4-diaza-bicyclo[3.3.1]nonane;
- (+)-4-[5-(4-Trifluoromethyl-phenyl)-pyridin-3-yl]-1,4-diaza-bicyclo[3.3.1]nonane;
- 20 (+)-4-[5-(2-Fluoro-phenyl)-pyridin-3-yl]-1,4-diaza-bicyclo[3.3.1]nonane;
- (+)-4-[5-(4-Fluoro-phenyl)-pyridin-3-yl]-1,4-diaza-bicyclo[3.3.1]nonane;
- (+)-3-(1,4-Diaza-bicyclo[3.3.1]non-4-yl)-quinoline;
- (+)-4-(3-Trifluoromethyl-pyridin-2-yl)-1,4-diaza-bicyclo[3.3.1]nonane;
- (+)-4-(6-Methoxy-pyridin-2-yl)-1,4-diaza-bicyclo[3.3.1]nonane;
- 25 (+)-4-[5-(2-Methoxy-phenyl)-pyridin-3-yl]-1,4-diaza-bicyclo[3.3.1]nonane;
- (+)-4-[5-(3-Methoxy-phenyl)-pyridin-3-yl]-1,4-diaza-bicyclo[3.3.1]nonane;
- (+)-4-(5-o-Tolyl-pyridin-3-yl)-1,4-diaza-bicyclo[3.3.1]nonane;
- (+)-5-(1,4-Diaza-bicyclo[3.3.1]non-4-yl)-nicotinic acid ethyl ester;
- (+)-4-(5-Chloro-pyridin-2-yl)-1,4-diaza-bicyclo[3.3.1]nonane;
- 30 (+)-4-(6-Methyl-pyridin-3-yl)-1,4-diaza-bicyclo[3.3.1]nonane;
- (+)-4-[5-(3-Trifluoromethyl-phenyl)-pyridin-2-yl]-1,4-diaza-bicyclo[3.3.1]nonane;
- (+)-4-[5-(4-Chloro-phenyl)-pyridin-2-yl]-1,4-diaza-bicyclo[3.3.1]nonane;
- (+)-4-(5-o-Tolyl-pyridin-2-yl)-1,4-diaza-bicyclo[3.3.1]nonane;
- (+)-4-[5-(3-Chloro-phenyl)-pyridin-2-yl]-1,4-diaza-bicyclo[3.3.1]nonane;
- 35 (+)-4-[5-(3-Fluoro-phenyl)-pyridin-2-yl]-1,4-diaza-bicyclo[3.3.1]nonane;
- (+)-4-[5-(4-Chloro-phenyl)-pyridin-3-yl]-1,4-diaza-bicyclo[3.3.1]nonane;
- (+)-4-[5-(2,4-Dichloro-phenyl)-pyridin-3-yl]-1,4-diaza-bicyclo[3.3.1]nonane;

(+)-4-[5-(3-Chloro-phenyl)-pyridin-3-yl]-1,4-diaza-bicyclo[3.3.1]nonane;
(+)-4-(5-p-Tolyl-pyridin-3-yl)-1,4-diaza-bicyclo[3.3.1]nonane;
(+)-4-[5-(4-Methoxy-phenyl)-pyridin-3-yl]-1,4-diaza-bicyclo[3.3.1]nonane;
(+)-4-(5-Methoxy-pyridin-3-yl)-1,4-diaza-bicyclo[3.3.1]nonane;
5 (+)-5-(1,4-Diaza-bicyclo[3.3.1]non-4-yl)-[3,4]bipyridinyl; and
(+)-4-(2-Methyl-5-trifluoromethyl-pyridin-3-yl)-1,4-diaza-bicyclo[3.3.1]nonane.

Further preferred compounds of the invention are selected from the group consisting of:

(-)-4-(5-Bromo-pyridin-3-yl)-1,4-diaza-bicyclo[3.3.1]nonane;
10 (-)-4-(5-Phenyl-pyridin-3-yl)-1,4-diaza-bicyclo[3.3.1]nonane;
(-)-4-Pyridin-2-yl-1,4-diaza-bicyclo[3.3.1]nonane;
(-)-4-Pyridin-3-yl-1,4-diaza-bicyclo[3.3.1]nonane;
(-)-4-Pyridin-4-yl-1,4-diaza-bicyclo[3.3.1]nonane;
(-)-4-(5-Phenyl-pyridazin-3-yl)-1,4-diaza-bicyclo[3.3.1]nonane;
15 (-)-4-(5-Bromo-pyridin-2-yl)-1,4-diaza-bicyclo[3.3.1]nonane;
(-)-4-(6-Phenyl-pyridazin-3-yl)-1,4-diaza-bicyclo[3.3.1]nonane;
(-)-4-Pyrazin-2-yl-1,4-diaza-bicyclo[3.3.1]nonane;
(-)-4-Pyrimidin-5-yl-1,4-diaza-bicyclo[3.3.1]nonane;
(-)-4-(5-Chloro-pyridin-3-yl)-1,4-diaza-bicyclo[3.3.1]nonane;
20 (-)-4-[5-(3-Trifluoromethyl-phenyl)-pyridin-3-yl]-1,4-diaza-bicyclo[3.3.1]nonane;
(-)-4-(3-Bromo-phenyl)-1,4-diaza-bicyclo[3.3.1]nonane;
(-)-5-(1,4-Diaza-bicyclo[3.3.1]non-4-yl)-nicotinonitrile;
(-)-4-(5-Trifluoromethyl-pyridin-3-yl)-1,4-diaza-bicyclo[3.3.1]nonane;
(-)-4-[5-(2-Trifluoromethyl-phenyl)-pyridin-3-yl]-1,4-diaza-bicyclo[3.3.1]nonane;
25 (-)-4-[5-(4-Trifluoromethyl-phenyl)-pyridin-3-yl]-1,4-diaza-bicyclo[3.3.1]nonane;
(-)-4-[5-(2-Fluoro-phenyl)-pyridin-3-yl]-1,4-diaza-bicyclo[3.3.1]nonane;
(-)-4-[5-(4-Fluoro-phenyl)-pyridin-3-yl]-1,4-diaza-bicyclo[3.3.1]nonane;
(-)-3-(1,4-Diaza-bicyclo[3.3.1]non-4-yl)-quinoline;
(-)-4-(3-Trifluoromethyl-pyridin-2-yl)-1,4-diaza-bicyclo[3.3.1]nonane;
30 (-)-4-(6-Methoxy-pyridin-2-yl)-1,4-diaza-bicyclo[3.3.1]nonane;
(-)-4-[5-(2-Methoxy-phenyl)-pyridin-3-yl]-1,4-diaza-bicyclo[3.3.1]nonane;
(-)-4-[5-(3-Methoxy-phenyl)-pyridin-3-yl]-1,4-diaza-bicyclo[3.3.1]nonane;
(-)-4-(5-o-Tolyl-pyridin-3-yl)-1,4-diaza-bicyclo[3.3.1]nonane;
(-)-5-(1,4-Diaza-bicyclo[3.3.1]non-4-yl)-nicotinic acid ethyl ester;
35 (-)-4-(5-Chloro-pyridin-2-yl)-1,4-diaza-bicyclo[3.3.1]nonane;
(-)-4-(6-Methyl-pyridin-3-yl)-1,4-diaza-bicyclo[3.3.1]nonane;
(-)-4-[5-(3-Trifluoromethyl-phenyl)-pyridin-2-yl]-1,4-diaza-bicyclo[3.3.1]nonane;

- (-)-4-[5-(4-Chloro-phenyl)-pyridin-2-yl]-1,4-diaza-bicyclo[3.3.1]nonane;
 (-)-4-(5-o-Tolyl-pyridin-2-yl)-1,4-diaza-bicyclo[3.3.1]nonane;
 (-)-4-[5-(3-Chloro-phenyl)-pyridin-2-yl]-1,4-diaza-bicyclo[3.3.1]nonane;
 (-)-4-[5-(3-Fluoro-phenyl)-pyridin-2-yl]-1,4-diaza-bicyclo[3.3.1]nonane;
 5 (-)-4-[5-(4-Chloro-phenyl)-pyridin-3-yl]-1,4-diaza-bicyclo[3.3.1]nonane;
 (-)-4-[5-(2,4-Dichloro-phenyl)-pyridin-3-yl]-1,4-diaza-bicyclo[3.3.1]nonane;
 (-)-4-[5-(3-Chloro-phenyl)-pyridin-3-yl]-1,4-diaza-bicyclo[3.3.1]nonane;
 (-)-4-(5-p-Tolyl-pyridin-3-yl)-1,4-diaza-bicyclo[3.3.1]nonane;
 (-)-4-[5-(4-Methoxy-phenyl)-pyridin-3-yl]-1,4-diaza-bicyclo[3.3.1]nonane;
 10 (-)-4-(5-Methoxy-pyridin-3-yl)-1,4-diaza-bicyclo[3.3.1]nonane;
 (-)-5-(1,4-Diaza-bicyclo[3.3.1]non-4-yl)-[3,4]bipyridinyl; and
 (-)-4-(2-Methyl-5-trifluoromethyl-pyridin-3-yl)-1,4-diaza-bicyclo[3.3.1]nonane.

Further preferred compounds of the invention are those where $n = 3$ and $m = 2$ selected from the group consisting of:

- 15 4-(5-Bromo-pyridin-3-yl)-1,4-diaza-bicyclo[3.3.2]decane;
 4-(5-Phenyl-pyridin-3-yl)-1,4-diaza-bicyclo[3.3.2]decane;
 4-Pyridin-2-yl-1,4-diaza-bicyclo[3.3.2]decane;
 4-Pyridin-3-yl-1,4-diaza-bicyclo[3.3.2]decane;
 4-Pyridin-4-yl-1,4-diaza-bicyclo[3.3.2]decane;
 20 4-(5-Phenyl-pyridazin-3-yl)-1,4-diaza-bicyclo[3.3.2]decane;
 4-(5-Bromo-pyridin-2-yl)-1,4-diaza-bicyclo[3.3.2]decane;
 4-(6-Phenyl-pyridazin-3-yl)-1,4-diaza-bicyclo[3.3.2]decane;
 4-Pyrazin-2-yl-1,4-diaza-bicyclo[3.3.2]decane;
 4-Pyrimidin-5-yl-1,4-diaza-bicyclo[3.3.2]decane;
 25 4-(5-Chloro-pyridin-3-yl)-1,4-diaza-bicyclo[3.3.2]decane;
 4-[5-(3-Trifluoromethyl-phenyl)-pyridin-3-yl]-1,4-diaza-bicyclo[3.3.2]decane;
 4-(3-Bromo-phenyl)-1,4-diaza-bicyclo[3.3.2]decane;
 5-(1,4-Diaza-bicyclo[3.3.2]dec-4-yl)-nicotinonitrile;
 4-(5-Trifluoromethyl-pyridin-3-yl)-1,4-diaza-bicyclo[3.3.2]decane;
 30 4-[5-(2-Trifluoromethyl-phenyl)-pyridin-3-yl]-1,4-diaza-bicyclo[3.3.2]decane;
 4-[5-(4-Trifluoromethyl-phenyl)-pyridin-3-yl]-1,4-diaza-bicyclo[3.3.2]decane;
 4-[5-(2-Fluoro-phenyl)-pyridin-3-yl]-1,4-diaza-bicyclo[3.3.2]decane;
 4-[5-(4-Fluoro-phenyl)-pyridin-3-yl]-1,4-diaza-bicyclo[3.3.2]decane;
 3-(1,4-Diaza-bicyclo[3.3.2]dec-4-yl)-quinoline;
 35 4-(3-Trifluoromethyl-pyridin-2-yl)-1,4-diaza-bicyclo[3.3.2]decane;
 4-(6-Methoxy-pyridin-2-yl)-1,4-diaza-bicyclo[3.3.2]decane;
 4-[5-(2-Methoxy-phenyl)-pyridin-3-yl]-1,4-diaza-bicyclo[3.3.2]decane;

- 4-[5-(3-Methoxy-phenyl)-pyridin-3-yl]-1,4-diaza-bicyclo[3.3.2]decane;
 4-(5-o-Tolyl-pyridin-3-yl)-1,4-diaza-bicyclo[3.3.2]decane;
 5-(1,4-Diaza-bicyclo[3.3.2]dec-4-yl)-nicotinic acid ethyl ester;
 4-(5-Chloro-pyridin-2-yl)-1,4-diaza-bicyclo[3.3.2]decane;
 5 4-(6-Methyl-pyridin-3-yl)-1,4-diaza-bicyclo[3.3.2]decane;
 4-[5-(3-Trifluoromethyl-phenyl)-pyridin-2-yl]-1,4-diaza-bicyclo[3.3.2]decane;
 4-[5-(4-Chloro-phenyl)-pyridin-2-yl]-1,4-diaza-bicyclo[3.3.2]decane;
 4-(5-o-Tolyl-pyridin-2-yl)-1,4-diaza-bicyclo[3.3.2]decane;
 4-[5-(3-Chloro-phenyl)-pyridin-2-yl]-1,4-diaza-bicyclo[3.3.2]decane;
 10 4-[5-(3-Fluoro-phenyl)-pyridin-2-yl]-1,4-diaza-bicyclo[3.3.2]decane;
 4-[5-(4-Chloro-phenyl)-pyridin-3-yl]-1,4-diaza-bicyclo[3.3.2]decane;
 4-[5-(2,4-Dichloro-phenyl)-pyridin-3-yl]-1,4-diaza-bicyclo[3.3.2]decane;
 4-[5-(3-Chloro-phenyl)-pyridin-3-yl]-1,4-diaza-bicyclo[3.3.2]decane;
 4-(5-p-Tolyl-pyridin-3-yl)-1,4-diaza-bicyclo[3.3.2]decane;
 15 4-[5-(4-Methoxy-phenyl)-pyridin-3-yl]-1,4-diaza-bicyclo[3.3.2]decane;
 4-(5-Methoxy-pyridin-3-yl)-1,4-diaza-bicyclo[3.3.2]decane;
 5-(1,4-Diaza-bicyclo[3.3.2]dec-4-yl)-[3,4]bipyridinyl; and
 4-(2-Methyl-5-trifluoromethyl-pyridin-3-yl)-1,4-diaza-bicyclo[3.3.2]decane.
 Further preferred compounds of the invention are selected from the group consisting
- 20 of:
- (+)-4-(5-Bromo-pyridin-3-yl)-1,4-diaza-bicyclo[3.3.2]decane;
 (+)-4-(5-Phenyl-pyridin-3-yl)-1,4-diaza-bicyclo[3.3.2]decane;
 (+)-4-Pyridin-2-yl-1,4-diaza-bicyclo[3.3.2]decane;
 (+)-4-Pyridin-3-yl-1,4-diaza-bicyclo[3.3.2]decane;
 25 (+)-4-Pyridin-4-yl-1,4-diaza-bicyclo[3.3.2]decane;
 (+)-4-(5-Phenyl-pyridazin-3-yl)-1,4-diaza-bicyclo[3.3.2]decane;
 (+)-4-(5-Bromo-pyridin-2-yl)-1,4-diaza-bicyclo[3.3.2]decane;
 (+)-4-(6-Phenyl-pyridazin-3-yl)-1,4-diaza-bicyclo[3.3.2]decane;
 (+)-4-Pyrazin-2-yl-1,4-diaza-bicyclo[3.3.2]decane;
 30 (+)-4-Pyrimidin-5-yl-1,4-diaza-bicyclo[3.3.2]decane;
 (+)-4-(5-Chloro-pyridin-3-yl)-1,4-diaza-bicyclo[3.3.2]decane;
 (+)-4-[5-(3-Trifluoromethyl-phenyl)-pyridin-3-yl]-1,4-diaza-bicyclo[3.3.2]decane;
 (+)-4-(3-Bromo-phenyl)-1,4-diaza-bicyclo[3.3.2]decane;
 (+)-5-(1,4-Diaza-bicyclo[3.3.2]dec-4-yl)-nicotinonitrile;
 35 (+)-4-(5-Trifluoromethyl-pyridin-3-yl)-1,4-diaza-bicyclo[3.3.2]decane;
 (+)-4-[5-(2-Trifluoromethyl-phenyl)-pyridin-3-yl]-1,4-diaza-bicyclo[3.3.2]decane;
 (+)-4-[5-(4-Trifluoromethyl-phenyl)-pyridin-3-yl]-1,4-diaza-bicyclo[3.3.2]decane;

- (+)-4-[5-(2-Fluoro-phenyl)-pyridin-3-yl]-1,4-diaza-bicyclo[3.3.2]decane;
 (+)-4-[5-(4-Fluoro-phenyl)-pyridin-3-yl]-1,4-diaza-bicyclo[3.3.2]decane;
 (+)-3-(1,4-Diaza-bicyclo[3.3.2]dec-4-yl)-quinoline;
 (+)-4-(3-Trifluoromethyl-pyridin-2-yl)-1,4-diaza-bicyclo[3.3.2]decane;
 5 (+)-4-(6-Methoxy-pyridin-2-yl)-1,4-diaza-bicyclo[3.3.2]decane;
 (+)-4-[5-(2-Methoxy-phenyl)-pyridin-3-yl]-1,4-diaza-bicyclo[3.3.2]decane;
 (+)-4-[5-(3-Methoxy-phenyl)-pyridin-3-yl]-1,4-diaza-bicyclo[3.3.2]decane;
 (+)-4-(5-o-Tolyl-pyridin-3-yl)-1,4-diaza-bicyclo[3.3.2]decane;
 (+)-5-(1,4-Diaza-bicyclo[3.3.2]dec-4-yl)-nicotinic acid ethyl ester;
 10 (+)-4-(5-Chloro-pyridin-2-yl)-1,4-diaza-bicyclo[3.3.2]decane;
 (+)-4-(6-Methyl-pyridin-3-yl)-1,4-diaza-bicyclo[3.3.2]decane;
 (+)-4-[5-(3-Trifluoromethyl-phenyl)-pyridin-2-yl]-1,4-diaza-bicyclo[3.3.2]decane;
 (+)-4-[5-(4-Chloro-phenyl)-pyridin-2-yl]-1,4-diaza-bicyclo[3.3.2]decane;
 (+)-4-(5-o-Tolyl-pyridin-2-yl)-1,4-diaza-bicyclo[3.3.2]decane;
 15 (+)-4-[5-(3-Chloro-phenyl)-pyridin-2-yl]-1,4-diaza-bicyclo[3.3.2]decane;
 (+)-4-[5-(3-Fluoro-phenyl)-pyridin-2-yl]-1,4-diaza-bicyclo[3.3.2]decane;
 (+)-4-[5-(4-Chloro-phenyl)-pyridin-3-yl]-1,4-diaza-bicyclo[3.3.2]decane;
 (+)-4-[5-(2,4-Dichloro-phenyl)-pyridin-3-yl]-1,4-diaza-bicyclo[3.3.2]decane;
 (+)-4-[5-(3-Chloro-phenyl)-pyridin-3-yl]-1,4-diaza-bicyclo[3.3.2]decane;
 20 (+)-4-(5-p-Tolyl-pyridin-3-yl)-1,4-diaza-bicyclo[3.3.2]decane;
 (+)-4-[5-(4-Methoxy-phenyl)-pyridin-3-yl]-1,4-diaza-bicyclo[3.3.2]decane;
 (+)-4-(5-Methoxy-pyridin-3-yl)-1,4-diaza-bicyclo[3.3.2]decane;
 (+)-5-(1,4-Diaza-bicyclo[3.3.2]dec-4-yl)-[3,4']bipyridinyl; and
 (+)-4-(2-Methyl-5-trifluoromethyl-pyridin-3-yl)-1,4-diaza-bicyclo[3.3.2]decane.
 25 Further preferred compounds of the invention are selected from the group consisting
 of:
- (-)-4-(5-Bromo-pyridin-3-yl)-1,4-diaza-bicyclo[3.3.2]decane;
 (-)-4-(5-Phenyl-pyridin-3-yl)-1,4-diaza-bicyclo[3.3.2]decane;
 (-)-4-Pyridin-2-yl-1,4-diaza-bicyclo[3.3.2]decane;
 30 (-)-4-Pyridin-3-yl-1,4-diaza-bicyclo[3.3.2]decane;
 (-)-4-Pyridin-4-yl-1,4-diaza-bicyclo[3.3.2]decane;
 (-)-4-(5-Phenyl-pyridazin-3-yl)-1,4-diaza-bicyclo[3.3.2]decane;
 (-)-4-(5-Bromo-pyridin-2-yl)-1,4-diaza-bicyclo[3.3.2]decane;
 (-)-4-(6-Phenyl-pyridazin-3-yl)-1,4-diaza-bicyclo[3.3.2]decane;
 35 (-)-4-Pyrazin-2-yl-1,4-diaza-bicyclo[3.3.2]decane;
 (-)-4-Pyrimidin-5-yl-1,4-diaza-bicyclo[3.3.2]decane;
 (-)-4-(5-Chloro-pyridin-3-yl)-1,4-diaza-bicyclo[3.3.2]decane;

- (-)-4-[5-(3-Trifluoromethyl-phenyl)-pyridin-3-yl]-1,4-diaza-bicyclo[3.3.2]decane;
 (-)-4-(3-Bromo-phenyl)-1,4-diaza-bicyclo[3.3.2]decane;
 (-)-5-(1,4-Diaza-bicyclo[3.3.2]dec-4-yl)-nicotinonitrile;
 (-)-4-(5-Trifluoromethyl-pyridin-3-yl)-1,4-diaza-bicyclo[3.3.2]decane;
 5 (-)-4-[5-(2-Trifluoromethyl-phenyl)-pyridin-3-yl]-1,4-diaza-bicyclo[3.3.2]decane;
 (-)-4-[5-(4-Trifluoromethyl-phenyl)-pyridin-3-yl]-1,4-diaza-bicyclo[3.3.2]decane;
 (-)-4-[5-(2-Fluoro-phenyl)-pyridin-3-yl]-1,4-diaza-bicyclo[3.3.2]decane;
 (-)-4-[5-(4-Fluoro-phenyl)-pyridin-3-yl]-1,4-diaza-bicyclo[3.3.2]decane;
 (-)-3-(1,4-Diaza-bicyclo[3.3.2]dec-4-yl)-quinoline;
 10 (-)-4-(3-Trifluoromethyl-pyridin-2-yl)-1,4-diaza-bicyclo[3.3.2]decane;
 (-)-4-(6-Methoxy-pyridin-2-yl)-1,4-diaza-bicyclo[3.3.2]decane;
 (-)-4-[5-(2-Methoxy-phenyl)-pyridin-3-yl]-1,4-diaza-bicyclo[3.3.2]decane;
 (-)-4-[5-(3-Methoxy-phenyl)-pyridin-3-yl]-1,4-diaza-bicyclo[3.3.2]decane;
 (-)-4-(5-o-Tolyl-pyridin-3-yl)-1,4-diaza-bicyclo[3.3.2]decane;
 15 (-)-5-(1,4-Diaza-bicyclo[3.3.2]dec-4-yl)-nicotinic acid ethyl ester;
 (-)-4-(5-Chloro-pyridin-2-yl)-1,4-diaza-bicyclo[3.3.2]decane;
 (-)-4-(6-Methyl-pyridin-3-yl)-1,4-diaza-bicyclo[3.3.2]decane;
 (-)-4-[5-(3-Trifluoromethyl-phenyl)-pyridin-2-yl]-1,4-diaza-bicyclo[3.3.2]decane;
 (-)-4-[5-(4-Chloro-phenyl)-pyridin-2-yl]-1,4-diaza-bicyclo[3.3.2]decane;
 20 (-)-4-(5-o-Tolyl-pyridin-2-yl)-1,4-diaza-bicyclo[3.3.2]decane;
 (-)-4-[5-(3-Chloro-phenyl)-pyridin-2-yl]-1,4-diaza-bicyclo[3.3.2]decane;
 (-)-4-[5-(3-Fluoro-phenyl)-pyridin-2-yl]-1,4-diaza-bicyclo[3.3.2]decane;
 (-)-4-[5-(4-Chloro-phenyl)-pyridin-3-yl]-1,4-diaza-bicyclo[3.3.2]decane;
 (-)-4-[5-(2,4-Dichloro-phenyl)-pyridin-3-yl]-1,4-diaza-bicyclo[3.3.2]decane;
 25 (-)-4-[5-(3-Chloro-phenyl)-pyridin-3-yl]-1,4-diaza-bicyclo[3.3.2]decane;
 (-)-4-(5-p-Tolyl-pyridin-3-yl)-1,4-diaza-bicyclo[3.3.2]decane;
 (-)-4-[5-(4-Methoxy-phenyl)-pyridin-3-yl]-1,4-diaza-bicyclo[3.3.2]decane;
 (-)-4-(5-Methoxy-pyridin-3-yl)-1,4-diaza-bicyclo[3.3.2]decane;
 (-)-5-(1,4-Diaza-bicyclo[3.3.2]dec-4-yl)-[3,4']bipyridinyl; and
 30 (-)-4-(2-Methyl-5-trifluoromethyl-pyridin-3-yl)-1,4-diaza-bicyclo[3.3.2]decane.

Further preferred compounds of the invention are those where $n = 3$ and $m = 3$ selected from the group consisting of:

- 4-(5-Bromo-pyridin-3-yl)-1,4-diaza-bicyclo[3.3.3]undecane;
 4-(5-Phenyl-pyridin-3-yl)-1,4-diaza-bicyclo[3.3.3]undecane;
 35 4-Pyridin-2-yl-1,4-diaza-bicyclo[3.3.3]undecane;
 4-Pyridin-3-yl-1,4-diaza-bicyclo[3.3.3]undecane;
 4-Pyridin-4-yl-1,4-diaza-bicyclo[3.3.3]undecane;

- 4-(5-Phenyl-pyridazin-3-yl)-1,4-diaza-bicyclo[3.3.3]undecane;
4-(5-Bromo-pyridin-2-yl)-1,4-diaza-bicyclo[3.3.3]undecane;
4-(6-Phenyl-pyridazin-3-yl)-1,4-diaza-bicyclo[3.3.3]undecane;
4-Pyrazin-2-yl-1,4-diaza-bicyclo[3.3.3]undecane;
5 4-Pyrimidin-5-yl-1,4-diaza-bicyclo[3.3.3]undecane;
4-(5-Chloro-pyridin-3-yl)-1,4-diaza-bicyclo[3.3.3]undecane;
4-[5-(3-Trifluoromethyl-phenyl)-pyridin-3-yl]-1,4-diaza-bicyclo[3.3.3]undecane;
4-(3-Bromo-phenyl)-1,4-diaza-bicyclo[3.3.3]undecane;
5-(1,4-Diaza-bicyclo[3.3.3]undec-4-yl)-nicotinonitrile;
10 4-(5-Trifluoromethyl-pyridin-3-yl)-1,4-diaza-bicyclo[3.3.3]undecane;
4-[5-(2-Trifluoromethyl-phenyl)-pyridin-3-yl]-1,4-diaza-bicyclo[3.3.3]undecane;
4-[5-(4-Trifluoromethyl-phenyl)-pyridin-3-yl]-1,4-diaza-bicyclo[3.3.3]undecane;
4-[5-(2-Fluoro-phenyl)-pyridin-3-yl]-1,4-diaza-bicyclo[3.3.3]undecane;
4-[5-(4-Fluoro-phenyl)-pyridin-3-yl]-1,4-diaza-bicyclo[3.3.3]undecane;
15 3-(1,4-Diaza-bicyclo[3.3.3]undec-4-yl)-quinoline;
4-(3-Trifluoromethyl-pyridin-2-yl)-1,4-diaza-bicyclo[3.3.3]undecane;
4-(6-Methoxy-pyridin-2-yl)-1,4-diaza-bicyclo[3.3.3]undecane;
4-[5-(2-Methoxy-phenyl)-pyridin-3-yl]-1,4-diaza-bicyclo[3.3.3]undecane;
4-[5-(3-Methoxy-phenyl)-pyridin-3-yl]-1,4-diaza-bicyclo[3.3.3]undecane;
20 4-(5-o-Tolyl-pyridin-3-yl)-1,4-diaza-bicyclo[3.3.3]undecane;
5-(1,4-Diaza-bicyclo[3.3.3]undec-4-yl)-nicotinic acid ethyl ester;
4-(5-Chloro-pyridin-2-yl)-1,4-diaza-bicyclo[3.3.3]undecane;
4-(6-Methyl-pyridin-3-yl)-1,4-diaza-bicyclo[3.3.3]undecane;
4-[5-(3-Trifluoromethyl-phenyl)-pyridin-2-yl]-1,4-diaza-bicyclo[3.3.3]undecane;
25 4-[5-(4-Chloro-phenyl)-pyridin-2-yl]-1,4-diaza-bicyclo[3.3.3]undecane;
4-(5-o-Tolyl-pyridin-2-yl)-1,4-diaza-bicyclo[3.3.3]undecane;
4-[5-(3-Chloro-phenyl)-pyridin-2-yl]-1,4-diaza-bicyclo[3.3.3]undecane;
4-[5-(3-Fluoro-phenyl)-pyridin-2-yl]-1,4-diaza-bicyclo[3.3.3]undecane;
4-[5-(4-Chloro-phenyl)-pyridin-3-yl]-1,4-diaza-bicyclo[3.3.3]undecane;
30 4-[5-(2,4-Dichloro-phenyl)-pyridin-3-yl]-1,4-diaza-bicyclo[3.3.3]undecane;
4-[5-(3-Chloro-phenyl)-pyridin-3-yl]-1,4-diaza-bicyclo[3.3.3]undecane;
4-(5-p-Tolyl-pyridin-3-yl)-1,4-diaza-bicyclo[3.3.3]undecane;
4-[5-(4-Methoxy-phenyl)-pyridin-3-yl]-1,4-diaza-bicyclo[3.3.3]undecane;
4-(5-Methoxy-pyridin-3-yl)-1,4-diaza-bicyclo[3.3.3]undecane;
35 5-(1,4-Diaza-bicyclo[3.3.3]undec-4-yl)-[3,4']bipyridinyl; and
4-(2-Methyl-5-trifluoromethyl-pyridin-3-yl)-1,4-diaza-bicyclo[3.3.3]undecane.

The term "alkyl", as used herein, unless otherwise indicated, includes saturated monovalent hydrocarbon radicals having straight or branched moieties. Examples of alkyl groups include, but are not limited to, methyl, ethyl, propyl, isopropyl, and *t*-butyl.

The term "alkenyl", as used herein, unless otherwise indicated, includes alkyl moieties having at least one carbon-carbon double bond wherein alkyl is as defined above. Examples of alkenyl include, but are not limited to, ethenyl and propenyl.

The term "alkynyl", as used herein, unless otherwise indicated, includes alkyl moieties having at least one carbon-carbon triple bond wherein alkyl is as defined above. Examples of alkynyl groups include, but are not limited to, ethynyl and 2-propynyl.

The term "cycloalkyl", as used herein, unless otherwise indicated, includes non-aromatic saturated cyclic alkyl moieties wherein alkyl is as defined above. Examples of cycloalkyl include, but are not limited to, cyclopropyl, cyclobutyl, cyclopentyl, cyclohexyl, and cycloheptyl. "Bicycloalkyl" groups are non-aromatic saturated carbocyclic groups consisting of two rings. Examples of bicycloalkyl groups include, but are not limited to, bicyclo-[2.2.2]-octyl and norbornyl. The term "cycloalkenyl" and "bicycloalkenyl" refer to non-aromatic carbocyclic cycloalkyl and bicycloalkyl moieties as defined above, except comprising of one or more carbon-carbon double bonds connecting carbon ring members (an "endocyclic" double bond) and/or one or more carbon-carbon double bonds connecting a carbon ring member and an adjacent non-ring carbon (an "exocyclic" double bond). Examples of cycloalkenyl groups include, but are not limited to, cyclopentenyl and cyclohexenyl. A non-limiting example of a bicycloalkenyl group is norbornenyl. Cycloalkyl, cycloalkenyl, bicycloalkyl, and bicycloalkenyl groups also include groups similar to those described above for each of these respective categories, but which are substituted with one or more oxo moieties. Examples of such groups with oxo moieties include, but are not limited to oxocyclopentyl, oxocyclobutyl, oxocyclopentenyl, and norcamphoryl.

The term "aryl", as used herein, unless otherwise indicated, includes an organic radical derived from an aromatic hydrocarbon by removal of one hydrogen atom. Examples of aryl groups include, but are not limited to phenyl and naphthyl.

The terms "heterocyclic" and "heterocycloalkyl", as used herein, refer to non-aromatic cyclic groups containing one or more heteroatoms, preferably from one to four heteroatoms, each selected from O, S and N. "Heterobicycloalkyl" groups are non-aromatic two-ringed cyclic groups, wherein at least one of the rings contains a heteroatom (O, S, or N). The heterocyclic groups of this invention can also include ring systems substituted with one or more oxo moieties. Examples of non-aromatic heterocyclic groups include, but are not limited to, aziridinyl, azetidiny, pyrrolidinyl, piperidinyl, azepinyl, piperazinyl, 1,2,3,6-tetrahydropyridinyl, oxiranyl, oxetanyl, tetrahydrofuranyl, tetrahydropyranyl, tetrahydrothienyl, tetrahydrothiopyranyl, piperidino, morpholino, thiomorpholino, thioxanyl, pyrrolinyl, indolinyl,

2H-pyranyl, 4H-pyranyl, dioxanyl, 1,3-dioxolanyl, pyrazolinyl, dihydropyranyl, dihydrothienyl, dihydrofuranyl, pyrazolidinyl, imidazolinyl, imidazolidinyl, 3-azabicyclo[3.1.0]hexanyl, 3-azabicyclo[4.1.0]heptanyl, 3H-indolyl, quinuclidinyl and quinolizinyl.

The term "heteroaryl", as used herein, refers to aromatic groups containing one or more heteroatoms (O, S, or N). A multicyclic group containing one or more heteroatoms wherein at least one ring of the group is aromatic is a "heteroaryl" group. The heteroaryl groups of this invention can also include ring systems substituted with one or more oxo moieties. Examples of heteroaryl groups include, but are not limited to, pyridinyl, pyridazinyl, imidazolyl, pyrimidinyl, pyrazolyl, triazolyl, pyrazinyl, quinolyl, isoquinolyl, tetrazolyl, furyl, thienyl, isoxazolyl, thiazolyl, oxazolyl, isothiazolyl, pyrrolyl, quinolinyl, isoquinolinyl, indolyl, benzimidazolyl, benzofuranyl, cinnolinyl, indazolyl, indolizinyl, phthalazinyl, pyridazinyl, triazinyl, isoindolyl, purinyl, oxadiazolyl, thiazolyl, thiadiazolyl, furazanyl, benzofurazanyl, benzothiophenyl, benzotriazolyl, benzothiazolyl, benzoxazolyl, quinazoliny, quinoxaliny, naphthyridinyl, dihydroquinolyl, tetrahydroquinolyl, dihydroisoquinolyl, tetrahydroisoquinolyl, benzofuryl, furopyridinyl, pyrolopyrimidinyl, and azaindolyl.

The foregoing heteroaryl, heterocyclic and heterocycloalkyl groups may be C-attached or N-attached (where such is possible). For instance, a group derived from pyrrole may be pyrrol-1-yl (N-attached) or pyrrol-3-yl (C-attached).

Unless otherwise indicated, the term "one or more substituents", as used herein, refers to from one to the maximum number of substituents possible based on the number of available bonding sites.

The term "treatment", as used herein, refers to reversing, alleviating, inhibiting the progress of, or preventing the disorder or condition to which such term applies, or one or more symptoms of such condition or disorder. The term "treatment", as used herein, refers to the act of treating, as "treating" is defined immediately above.

Compounds of formula I may contain chiral centers and therefore may exist in different enantiomeric and diastereomeric forms. Individual isomers can be obtained by known methods, such as optical resolution, optically selective reaction, or chromatographic separation in the preparation of the final product or its intermediate. This invention relates to all optical isomers and all stereoisomers of compounds of the formula I, both as racemic mixtures and as individual enantiomers and diastereomers of such compounds, and mixtures thereof, and to all pharmaceutical compositions and methods of treatment defined above that contain or employ them, respectively.

In so far as the compounds of formula I of this invention are basic compounds, they are all capable of forming a wide variety of different salts with various inorganic and organic acids. Although such salts must be pharmaceutically acceptable for administration to animals, it is often desirable in practice to initially isolate the base compound from the

reaction mixture as a pharmaceutically unacceptable salt and then simply convert to the free base compound by treatment with an alkaline reagent and thereafter convert the free base to a pharmaceutically acceptable acid addition salt. The acid addition salts of the base compounds of this invention are readily prepared by treating the base compound with a substantially equivalent amount of the chosen mineral or organic acid in an aqueous solvent or in a suitable organic solvent, such as methanol or ethanol. Upon careful evaporation of the solvent, the desired solid salt is readily obtained. The acids which are used to prepare the pharmaceutically acceptable acid addition salts of the aforementioned base compounds of this invention are those which form non-toxic acid addition salts, *i.e.*, salts containing pharmaceutically acceptable anions, such as the hydrochloride, hydrobromide, hydroiodide, nitrate, sulfate or bisulfate, phosphate or acid phosphate, acetate, lactate, citrate or acid citrate, tartrate or bi-tartrate, succinate, maleate, fumarate, gluconate, saccharate, benzoate, methanesulfonate, ethanesulfonate, benzenesulfonate, p-toluenesulfonate and pamoate (*i.e.*, 1,1'-methylene-bis-(2-hydroxy-3-naphthoate))salts.

The present invention also includes isotopically labeled compounds, which are identical to those recited in formula I, but for the fact that one or more atoms are replaced by an atom having an atomic mass or mass number different from the atomic mass or mass number usually found in nature. Examples of isotopes that can be incorporated into compounds of the present invention include isotopes of hydrogen, carbon, nitrogen, oxygen, phosphorous, sulfur, fluorine and chlorine, such as ^2H , ^3H , ^{13}C , ^{11}C , ^{14}C , ^{15}N , ^{18}O , ^{17}O , ^{31}P , ^{32}P , ^{35}S , ^{18}F , and ^{36}Cl , respectively. Compounds of the present invention, prodrugs thereof, and pharmaceutically acceptable salts of said compounds or of said prodrugs which contain the aforementioned isotopes and/or other isotopes of other atoms are within the scope of this invention. Certain isotopically labeled compounds of the present invention, for example those into which radioactive isotopes such as ^3H and ^{14}C are incorporated, are useful in drug and/or substrate tissue distribution assays. Tritiated, *i.e.*, ^3H , and carbon-14, *i.e.*, ^{14}C , isotopes are particularly preferred for their ease of preparation and detectability. Further, substitution with heavier isotopes such as deuterium, *i.e.*, ^2H , can afford certain therapeutic advantages resulting from greater metabolic stability, for example increased *in vivo* half-life or reduced dosage requirements and, hence, may be preferred in some circumstances. Isotopically labeled compounds of formula I of this invention and prodrugs thereof can generally be prepared by carrying out the procedures disclosed in the Schemes and/or in the Examples below, by substituting a readily available isotopically labeled reagent for a non-isotopically labeled reagent.

The present invention also relates to a pharmaceutical composition for treating a disorder or condition selected from inflammatory bowel disease (including but not limited to ulcerative colitis, pyoderma gangrenosum and Crohn's disease), irritable bowel syndrome,

spastic dystonia, chronic pain, acute pain, celiac sprue, pouchitis, vasoconstriction, anxiety, panic disorder, depression, bipolar disorder, autism, sleep disorders, jet lag, amyotrophic lateral sclerosis (ALS), cognitive dysfunction, drug/toxin-induced cognitive impairment (e.g., from alcohol, barbiturates, vitamin deficiencies, recreational drugs, lead, arsenic, mercury),
5 disease-induced cognitive impairment (e.g., arising from Alzheimer's disease (senile dementia), vascular dementia, Parkinson's disease, multiple sclerosis, AIDS, encephalitis, trauma, renal and hepatic encephalopathy, hypothyroidism, Pick's disease, Korsakoff's syndrome and frontal and subcortical dementia), hypertension, bulimia, anorexia, obesity, cardiac arrhythmias, gastric acid hypersecretion, ulcers, pheochromocytoma, progressive
10 supramuscular palsy, chemical dependencies and addictions (e.g., dependencies on, or addictions to nicotine (and/or tobacco products), alcohol, benzodiazepines, barbiturates, opioids or cocaine), headache, migraine, stroke, traumatic brain injury (TBI), obsessive-compulsive disorder (OCD), psychosis, Huntington's chorea, tardive dyskinesia, hyperkinesia, dyslexia, schizophrenia, multi-infarct dementia, age-related cognitive decline, epilepsy, including petit mal
15 absence epilepsy, attention deficit hyperactivity disorder (ADHD), Tourette's Syndrome, particularly, nicotine dependency, addiction and withdrawal; including use in smoking cessation therapy in a mammal, comprising an amount of a compound of the formula I, or a pharmaceutically acceptable salt thereof, that is effective in treating such disorder or condition and a pharmaceutically acceptable carrier.

20 The present invention also relates to a method of treating a disorder or condition selected from inflammatory bowel disease (including but not limited to ulcerative colitis, pyoderma gangrenosum and Crohn's disease), irritable bowel syndrome, spastic dystonia, chronic pain, acute pain, celiac sprue, pouchitis, vasoconstriction, anxiety, panic disorder, depression, bipolar disorder, autism, sleep disorders, jet lag, amyotrophic lateral sclerosis (ALS),
25 cognitive dysfunction, drug/toxin-induced cognitive impairment (e.g., from alcohol, barbiturates, vitamin deficiencies, recreational drugs, lead, arsenic, mercury), disease-induced cognitive impairment (e.g., arising from Alzheimer's disease (senile dementia), vascular dementia, Parkinson's disease, multiple sclerosis, AIDS, encephalitis, trauma, renal and hepatic encephalopathy, hypothyroidism, Pick's disease, Korsakoff's syndrome and
30 frontal and subcortical dementia), hypertension, bulimia, anorexia, obesity, cardiac arrhythmias, gastric acid hypersecretion, ulcers, pheochromocytoma, progressive supramuscular palsy, chemical dependencies and addictions (e.g., dependencies on, or addictions to nicotine (and/or tobacco products), alcohol, benzodiazepines, barbiturates, opioids or cocaine), headache, migraine, stroke, traumatic brain injury (TBI), obsessive-compulsive disorder (OCD), psychosis,
35 Huntington's chorea, tardive dyskinesia, hyperkinesia, dyslexia, schizophrenia, multi-infarct dementia, age-related cognitive decline, epilepsy, including petit mal absence epilepsy, attention deficit hyperactivity disorder (ADHD), Tourette's Syndrome, particularly, nicotine dependency,

addiction and withdrawal; including use in smoking cessation therapy in a mammal, comprising administering to a mammal in need of such treatment an amount of a compound of the formula I, or a pharmaceutically acceptable salt thereof, that is effective in treating such disorder or condition.

5 The present invention also relates to a pharmaceutical composition for treating a disorder or condition selected from inflammatory bowel disease (including but not limited to ulcerative colitis, pyoderma gangrenosum and Crohn's disease), irritable bowel syndrome, spastic dystonia, chronic pain, acute pain, celiac sprue, pouchitis, vasoconstriction, anxiety, panic disorder, depression, bipolar disorder, autism, sleep disorders, jet lag, amyotrophic lateral sclerosis (ALS), cognitive dysfunction, drug/toxin-induced cognitive impairment (*e.g.*, from alcohol, barbiturates, vitamin deficiencies, recreational drugs, lead, arsenic, mercury), disease-induced cognitive impairment (*e.g.*, arising from Alzheimer's disease (senile dementia), vascular dementia, Parkinson's disease, multiple sclerosis, AIDS, encephalitis, trauma, renal and hepatic encephalopathy, hypothyroidism, Pick's disease, Korsakoff's syndrome and frontal and subcortical dementia), hypertension, bulimia, anorexia, obesity, cardiac arrhythmias, gastric acid hypersecretion, ulcers, pheochromocytoma, progressive supramuscular palsy, chemical dependencies and addictions (*e.g.*, dependencies on, or addictions to nicotine (and/or tobacco products), alcohol, benzodiazepines, barbiturates, opioids or cocaine), headache, migraine, stroke, traumatic brain injury (TBI), obsessive-compulsive disorder (OCD), psychosis, Huntington's chorea, tardive dyskinesia, hyperkinesia, dyslexia, schizophrenia, multi-infarct dementia, age-related cognitive decline, epilepsy, including petit mal absence epilepsy, attention deficit hyperactivity disorder (ADHD), Tourette's Syndrome, particularly, nicotine dependency, addiction and withdrawal; including use in smoking cessation therapy in a mammal, comprising an nicotinic receptor modulating amount of a compound of the formula I, or a pharmaceutically acceptable salt thereof, and a pharmaceutically acceptable carrier.

 The present invention also relates to a method of treating a disorder or condition selected from inflammatory bowel disease (including but not limited to ulcerative colitis, pyoderma gangrenosum and Crohn's disease), irritable bowel syndrome, spastic dystonia, chronic pain, acute pain, celiac sprue, pouchitis, vasoconstriction, anxiety, panic disorder, depression, bipolar disorder, autism, sleep disorders, jet lag, amyotrophic lateral sclerosis (ALS), cognitive dysfunction, drug/toxin-induced cognitive impairment (*e.g.*, from alcohol, barbiturates, vitamin deficiencies, recreational drugs, lead, arsenic, mercury), disease-induced cognitive impairment (*e.g.*, arising from Alzheimer's disease (senile dementia), vascular dementia, Parkinson's disease, multiple sclerosis, AIDS, encephalitis, trauma, renal and hepatic encephalopathy, hypothyroidism, Pick's disease, Korsakoff's syndrome and frontal and subcortical dementia), hypertension, bulimia, anorexia, obesity, cardiac arrhythmias,

gastric acid hypersecretion, ulcers, pheochromocytoma, progressive supramuscular palsy, chemical dependencies and addictions (e.g., dependencies on, or addictions to nicotine (and/or tobacco products), alcohol, benzodiazepines, barbiturates, opioids or cocaine), headache, migraine, stroke, traumatic brain injury (TBI), obsessive-compulsive disorder (OCD), psychosis, Huntington's chorea, tardive dyskinesia, hyperkinesia, dyslexia, schizophrenia, multi-infarct dementia, age-related cognitive decline, epilepsy, including petit mal absence epilepsy, attention deficit hyperactivity disorder (ADHD), Tourette's Syndrome, particularly, nicotine dependency, addiction and withdrawal; including use in smoking cessation therapy in a mammal, comprising administering to a mammal in need of such treatment a nicotinic receptor modulating amount of a compound of the formula I, or a pharmaceutically acceptable salt thereof.

DETAILED DESCRIPTION OF THE INVENTION

Compounds of the formula I can be readily prepared according to the methods described below. In the reaction schemes and discussion that follow, A, B, D, E, and F, unless otherwise indicated, are defined as they are above in the definition of compounds of the formula I.

As used herein, the expression "inert reaction solvent" refers to a solvent system in which the components do not interact with starting materials, reagents, or intermediates or products in a manner which adversely affects the yield of the desired product.

During any of the following synthetic sequences it may be necessary and/or desirable to protect sensitive or reactive groups on any of the molecules concerned. This may be achieved by means of conventional protecting groups, such as those described in T. W. Greene and P. G. M. Wuts, *Protective Groups in Organic Synthesis*, John Wiley & Sons, 1999.

Referring to Scheme I, a compound of formula I can be prepared by the coupling of a compound of formula II to a compound of formula III, wherein X is a leaving group or a group that has the ability to undergo oxidative addition (e.g., fluoride, chloride, bromide, iodide, triflate, methyl sulfide, alkyl sulfide, aryl sulfide, alkyl sulfoxide, or aryl sulfoxide) in the presence or absence of base. This coupling can be facilitated by the use of an organometallic reagent such as palladium, nickel or copper and the preferred method is that of Buchwald as described in: Wolfe, J.P.; Buchwald, S.L. *J. Org. Chem.* **2000**, *65*, 1144-1157; Wolfe *et al* *J. Org. Chem.* **2000**, *65*, 1158-1174; Wolfe, J.P.; Buchwald, S.L. *J. Org. Chem.* **1997**, *62*, 6066-6068.

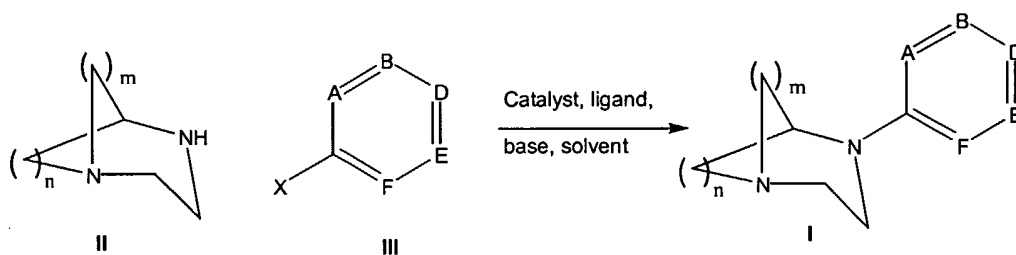
In this coupling process, the palladium catalyst may be formed from the combination of a palladium compound selected from, but not limited to, the group consisting of palladium(II) acetate, palladium(II) chloride, bis-acetonitrile palladium(II) chloride, bis-benzonitrile palladium(II) chloride, palladium(II) bromide,

tris(dibenzylideneacetone)dipalladium(0), tris(dibenzylideneacetone)dipalladium(0) chloroform adduct, palladium (0) tetrakis(triphenylphosphine), allyl palladium chloride dimer, dichloro[1,1'-bis(diphenylphosphino)ferrocene]palladium (II) dichloromethane adduct; more preferably tris(dibenzylideneacetone)dipalladium(0); and a phosphine ligand selected from, but not limited to, 1,1'-bis(diphenylphosphino)ferrocene, 1,2-bis(diphenylphosphino)ethane, 1,3-bis(diphenylphosphino)propane, 2,2'-bis(diphenylphosphino)-1,1'-binaphthyl, dicyclohexylphenylphosphine, tricyclohexylphosphine, tri-*tert*-butylphosphine, tri-isopropylphosphine, tri-*n*-propylphosphine, tri-isobutylphosphine, tri-*n*-butylphosphine, tri-*o*-tolylphosphine, triphenylphosphine, 2-(dicyclohexylphosphino)-biphenyl, 2-(di-*tert*-butylphosphino)-biphenyl, 2-dicyclohexylphosphino-2'-(*N,N*-dimethylamino)biphenyl, or 2-di-*tert*-butylphosphino-2'-(*N,N*-dimethylamino)biphenyl; more preferably 2,2'-bis(diphenylphosphino)-1,1'-binaphthyl.

This step is conducted in the presence or absence of a base selected from, but not limited to, triethylamine, diisopropylamine, pyridine, 2,6-lutidine, sodium or potassium hydroxide, lithium or sodium or potassium or cesium carbonate, cesium fluoride, sodium or potassium *tert*-butoxide, sodium or potassium or cesium acetate, diisopropylethylamine, and 1,8-diazabicyclo[5.4.0]undec-7-ene; more preferably sodium *tert*-butoxide.

The reaction may be carried out in the presence or absence of an inert reaction solvent such as water, methanol, ethanol, isopropanol, acetonitrile, methylene chloride, chloroform, 1,2-dichloroethane, tetrahydrofuran, diethylether, dioxane, 1,2-dimethoxyethane, benzene, toluene, dimethylformamide, or dimethylsulfoxide, more preferably toluene. The aforesaid process of Scheme I can normally be carried out at a temperature between from about -10°C to about 150°C , preferably near 110°C .

Scheme I



X = Cl, Br, I, OTf, etc.

A compound of formula II can be prepared by methods known in the literature or through other means by those skilled in the art. In the compound of formula III, X is defined as a functional group that has leaving group ability and/or the ability to undergo oxidative addition such as, but not limited to, F, Cl, Br, I, triflate, methyl sulfide, alkyl sulfide, aryl sulfide, alkyl sulfoxide, or aryl sulfoxide.

A compound of formula II where $m = 1$ and $n = 1$ can be prepared by two different procedures which are shown in Scheme II and III. Referring to Scheme II, (4-benzylpiperazin-2-yl)-methanol, IV, was made by the procedure of Naylor, *et al. J. Med. Chem.* **1993**, *36*, 2075, and the secondary amine functional group was protected as the trifluoroacetamide giving a compound of formula V according to the procedures described in

5 T. W. Greene and P. G. M. Wuts, *Protective Groups in Organic Synthesis*, John Wiley & Sons, 1999. The procedure using trifluoroacetic anhydride and pyridine with dichloromethane as a solvent from 0°C to ambient temperature is preferred. The benzyl group in V is removed according to the procedures described in T. W. Greene and P. G. M. Wuts, *Protective Groups*

10 *in Organic Synthesis*, John Wiley & Sons, 1999, to provide a compound of formula VI. The procedure using hydrogen gas at 50 psi and 10% palladium on carbon as a catalyst and ethanol/concentrated HCl as the solvent at ambient temperature is preferred. Treatment of a compound of formula VI with diethyl azodicarboxylate or diisopropyl azodicarboxylate, where diethyl azodicarboxylate is preferred and a phosphine reagent such as, but not limited to,

15 dicyclohexylphenylphosphine, tricyclohexylphosphine, tri-*tert*-butylphosphine, tri-isopropylphosphine, tri-*n*-propylphosphine, tri-isobutylphosphine, tri-*n*-butylphosphine, tri-*o*-tolylphosphine, triphenylphosphine, 2-(dicyclohexylphosphino)-biphenyl, 2-(di-*tert*-butylphosphino)-biphenyl, 2-dicyclohexylphosphino-2'-(*N,N*-dimethylamino)biphenyl, 2-di-*tert*-butylphosphino-2'-(*N,N*-dimethylamino)biphenyl or polymer supported triphenylphosphine;

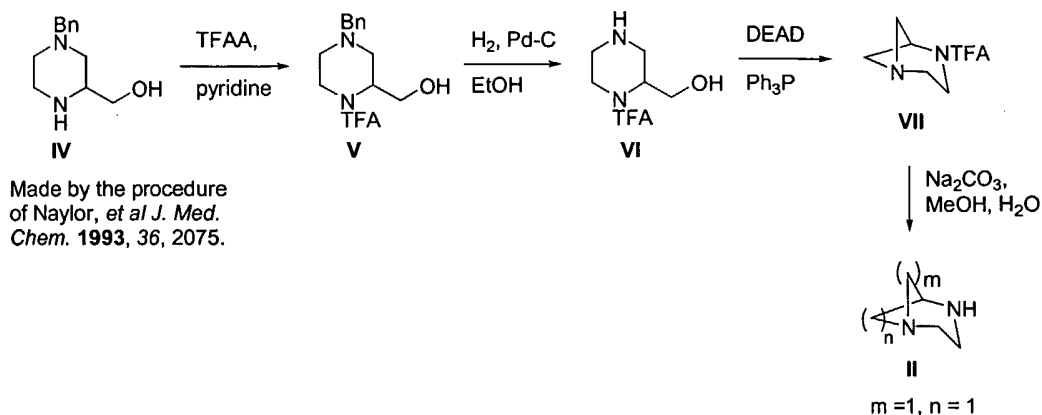
20 more preferably triphenylphosphine in an inert reaction solvent such as water, methanol, ethanol, isopropanol, acetonitrile, methylene chloride, chloroform, 1,2-dichloroethane, tetrahydrofuran, diethylether, 1,4-dioxane, 1,2-dimethoxyethane, benzene, toluene, dimethylformamide, or dimethylsulfoxide, more preferably tetrahydrofuran at 0°C to 100°C, where 20°C is preferred results in a diazabicyclic compound of formula VII. Alternative

25 methods for this conversion would include converting the primary alcohol functional group of VI into a good leaving group such as, but not limited to, Cl, Br, I, tosylate, mesylate followed by cyclization to the desired bicyclic VII under thermal conditions with or without the addition of a base. The trifluoroacetamide group in VII is removed according to the procedures described in T. W. Greene and P. G. M. Wuts, *Protective Groups in Organic Synthesis*, John

30 Wiley & Sons, 1999, where the procedure using sodium carbonate in a methanol/water reaction solvent at 60°C is preferred to form a compound of formula II, where $m = 1$ and $n = 1$.

-25-

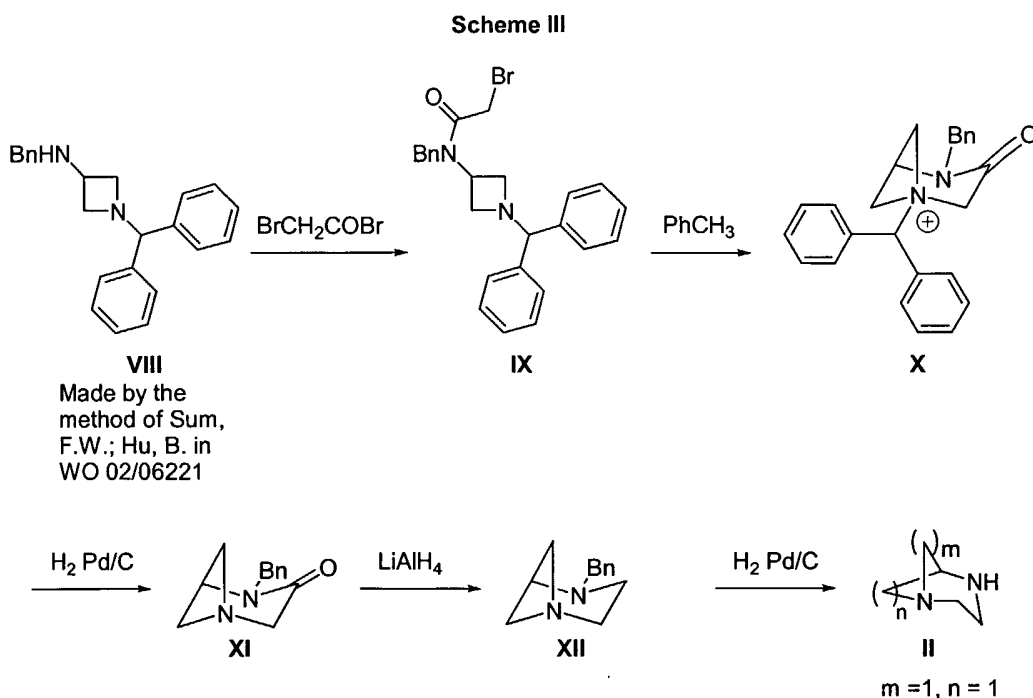
Scheme II



The second method for preparing a compound of formula II where m = 1 and n = 1 is described in Scheme III. Referring to Scheme III, commercially available N-benzhydrylazetidine-3-ol was converted to a compound of formula VIII using the procedure of Sum, F.W. and Hu, B. in WO 02/06221. The amine of compound VIII is acylated with bromoacetyl bromide or bromoacetyl chloride in a suitable inert solvent or mixture of solvents such as, but not limited to, toluene, benzene, methylene chloride, 1,2-dichloroethane, 1,4-dioxane or water in the presence of a suitable base such as, but not limited to, triethylamine, diisopropylethylamine, pyridine, 2,6-lutidine, 1,8-diazabicyclo[5.4.0]undec-7-ene, sodium or potassium carbonate, sodium or potassium bicarbonate, sodium or potassium hydroxide.

The most preferred conditions use bromoacetyl bromide in a mixture of toluene and saturated aqueous sodium bicarbonate solution to give a compound of formula IX. The compound of formula IX is heated under reflux in an inert solvent such as, but not limited to toluene, tetrahydrofuran, methylene chloride, 1,2-dichloroethane, dimethylformamide, dimethylsulfoxide, 1,2-dimethoxyethane or 1,4-dioxane, with the more preferred solvent being toluene, to form a compound of formula X. The benzhydryl protecting group of compound X is removed according to the procedures described in T. W. Greene and P. G. M. Wuts, *Protective Groups in Organic Synthesis*, John Wiley & Sons, 1999, to provide a compound of formula XI. The procedure using hydrogen gas at 50 psi and 10% palladium on carbon as a catalyst and ethanol is preferred. Lactam XI is reduced with a suitable reducing agent such as, but not limited to, lithium aluminum hydride, borane, alane, or di-isobutyl aluminum hydride, where lithium aluminum hydride is preferred in an inert solvent such as ether, THF, 1,2-dimethoxyethane, or 1,4-dioxane, where THF is preferred at 0°C to 150°C, where 50°C is preferred to form the compound of formula XII. The benzyl group in XII is removed according to the procedures described in T. W. Greene and P. G. M. Wuts, *Protective Groups in Organic Synthesis*, John Wiley & Sons, 1999. The procedure using hydrogen gas at 50 psi and 10% palladium on carbon as a catalyst and ethanol/concentrated HCl as the solvent at ambient temperature is preferred providing a compound of formula II where m = 1 and n = 1.

-26-



A compound of formula II where $m = 1$ and $n = 2$ can be prepared by three different procedures. The first method is according to the procedures described by Strum; *et al. J. Med. Chem.*, **1977**, *20*, 1333-7. The second and third methods are shown in the following

5 Schemes IV and V. Referring to Scheme IV, azabicyclo[2.2.1]alkan-3-one of formula XIII was prepared according to the procedures described by Saunders; *et al., J. Chem. Soc., Chem. Commun.*, **1988**, 1618-9. The compound of formula XIII is converted to the corresponding oxime compound of formula XIV upon treatment with hydroxylamine hydrochloride in the presence of a base such as, but not limited to, lithium or sodium or potassium or cesium carbonate, lithium or sodium or potassium hydroxide, sodium or potassium acetate, sodium or potassium *t*-butoxide, where sodium carbonate is preferred. This reaction is carried out in an inert reaction solvent such as methanol, ethanol, *n*- or *i*-propanol, dimethylsulfoxide, dimethylformamide, dimethoxyethane, where methanol is preferred from 0°C to 150°C, where

10 70°C is preferred. The oxime compound XIV undergoes ring expansion via the Beckmann Rearrangement upon treatment with a suitable acid such as, but not limited to, sulfuric acid, nitric acid, hydrochloric acid, acetic acid, phosphoric acid, formic acid, or polyphosphoric acid at 0°C to 150°C. Alternatively, the oxime XIV can be treated with phosphorus tri-chloride or phosphorus tri-bromide in an inert reaction solvent such as dichloromethane, 1,2-dichloroethane or chloroform. Preferably, the oxime XIV was dissolved in concentrated

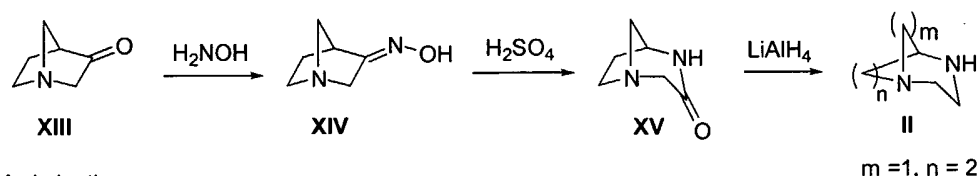
15 sulfuric acid and heated to 100°C to form the lactam compound of formula XV. Lactam XV is reduced with a suitable reducing agent such as, but not limited to, lithium aluminum hydride, borane, alane, or di-isobutyl aluminum hydride, where lithium aluminum hydride is preferred in

20

-27-

an inert solvent such as ether, THF, 1,2-dimethoxyethane, or 1,4-dioxane, where THF is preferred at 0°C to 150°C, where 50°C is preferred to form the compound of formula II where $m = 1$ and $n = 2$.

Scheme IV



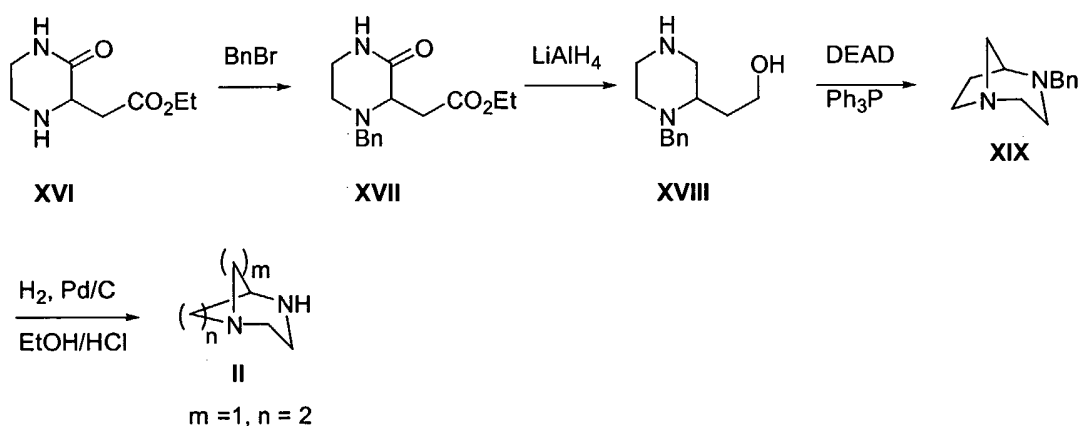
Made by the procedure of Saunders, *et al.* *J. Chem. Soc., Chem. Commun.* **1988**, 1618-9.

- 5 The third method for preparing a compound of formula II where $m = 1$ and $n = 2$ is described in Scheme V. Referring to Scheme V, the commercially available piperazine compound of formula XVI is protected as the benzyl amine compound XVII according to the procedures described in T. W. Greene and P. G. M. Wuts, *Protective Groups in Organic*
- 10 60°C is preferred. A compound of formula XVII is reduced using a suitable reducing agent such as, but not limited to, lithium aluminum hydride, borane, alane, or di-isobutyl aluminum hydride, where lithium aluminum hydride is preferred in an inert solvent such as ether, THF, 1,2-dimethoxyethane, hexanes or 1,4-dioxane where THF is preferred at 0°C to 100°C, where 0°C to ambient temperature is preferred to form 2-(piperazinyl)-ethanol compound of formula
- 15 XVIII. Reaction of a compound of formula XVIII with diethyl azodicarboxylate or diisopropyl azodicarboxylate, where diethyl azodicarboxylate is preferred and a phosphine reagent such as but not limited to dicyclohexylphenylphosphine, tricyclohexylphosphine, tri-*tert*-butylphosphine, tri-isopropylphosphine, tri-*n*-propylphosphine, tri-isobutylphosphine, tri-*n*-butylphosphine, tri-*o*-tolylphosphine, triphenylphosphine, 2-(dicyclohexylphosphino)-
- 20 biphenyl, 2-(di-*tert*-butylphosphino)-biphenyl, 2-dicyclohexylphosphino-2'-(*N,N*-dimethylamino)biphenyl, 2-di-*tert*-butylphosphino-2'-(*N,N*-dimethylamino)biphenyl or polymer supported triphenylphosphine; more preferably triphenylphosphine in an inert reaction solvent such as water, methanol, ethanol, isopropanol, acetonitrile, methylene chloride, chloroform, 1,2-dichloroethane, tetrahydrofuran, diethylether, dioxane, 1,2-dimethoxyethane, benzene,
- 25 toluene, dimethylformamide, or dimethylsulfoxide, more preferably tetrahydrofuran at 0°C to 100°C, where 20°C is preferred produces a diazabicyclic compound of formula XIX. Alternative methods for this conversion would include converting the primary alcohol functional group of XVII in to a good leaving group such as, but not limited to, Cl, Br, I, tosylate, mesylate followed by cyclization to the desired bicyclic XIX under thermal conditions

-28-

with or without the addition of a base. Removal of the benzyl protecting group in XIX to afford 1,4-diazabicyclo[3.2.1]octane (a compound of formula II, where $m = 1$ and $n = 2$) is accomplished by a variety of conditions as detailed in T. W. Greene and P. G. M. Wuts, *Protective Groups in Organic Synthesis*, John Wiley & Sons, 1999, with the preferred conditions being hydrogenation at 50 psi H_2 , using palladium on carbon as a catalyst and EtOH and HCl as solvent at room temperature.

Scheme V

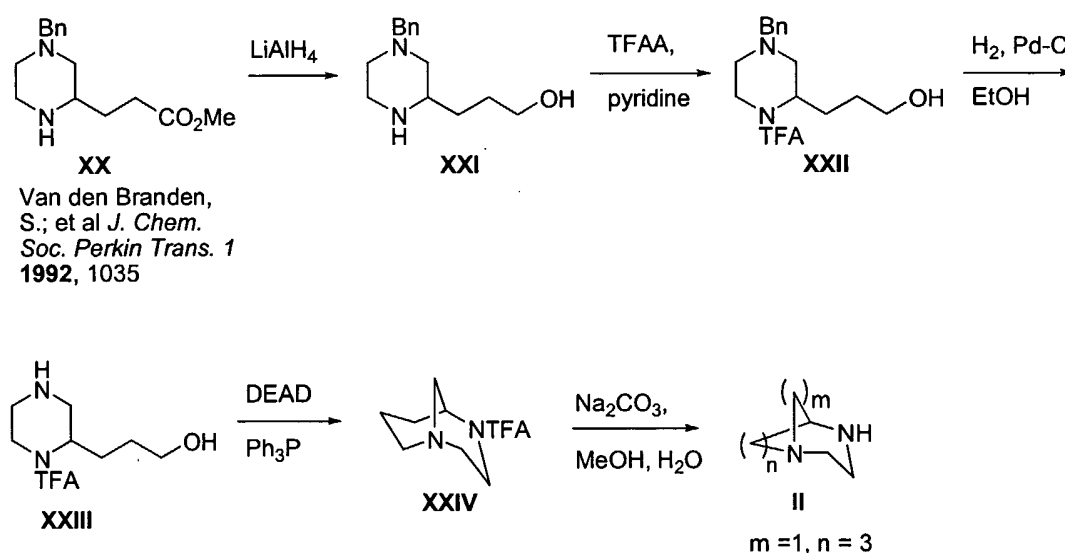


A compound of formula II where $m = 1$ and $n = 3$ is prepared according to two methods. The first method is according to the procedures described by Rubstov, M.V.; *et al. Zh. Obshch. Khim.* **1964**, 61, 9481. The second method is according to the procedures described in Scheme VI. Referring to Scheme VI, 3-(4-benzyl-piperazin-2-yl)-propionic acid methyl ester (XX) was made according to the procedure of Van den Branden, S.; *et al. J. Chem. Soc. Perkin Trans. 1* **1992**, 1035. A compound of formula XX was reduced by reaction with lithium aluminum hydride, RED-AL, or alane, in an inert reaction solvent such as ether, THF, 1,4-dioxane, 1,2-dimethoxyethane, hexane, benzene or toluene at $0^\circ C$ to the solvent reflux temperature with lithium aluminum hydride in THF at $0^\circ C$ to ambient temperature being preferred to give a compound of formula XXI. The compound of formula XXI was protected as the trifluoroacetamide giving a compound of formula XXII according to the procedures described in T. W. Greene and P. G. M. Wuts, *Protective Groups in Organic Synthesis*, John Wiley & Sons, 1999, where the procedure using trifluoroacetic anhydride and pyridine with dichloromethane as a solvent from $0^\circ C$ to ambient temperature is preferred. The benzyl group in XXII is removed according to the procedures described in T. W. Greene and P. G. M. Wuts, *Protective Groups in Organic Synthesis*, John Wiley & Sons, 1999, where the procedure using hydrogen gas at 50 psi and 10% palladium on carbon as a catalyst and ethanol/concentrated HCl as the solvent at ambient temperature is preferred to give a compound of formula XXIII. Treatment of a compound of formula XXIII with diethyl azodicarboxylate or diisopropyl azodicarboxylate, where diethyl azodicarboxylate is preferred

-29-

and a phosphine reagent such as but not limited to dicyclohexylphenylphosphine, tricyclohexylphosphine, tri-*tert*-butylphosphine, tri-isopropylphosphine, tri-*n*-propylphosphine, tri-isobutylphosphine, tri-*n*-butylphosphine, tri-*o*-tolylphosphine, triphenylphosphine, 2-(dicyclohexylphosphino)-biphenyl, 2-(di-*tert*-butylphosphino)-biphenyl, 2-dicyclohexylphosphino-2'-(*N,N*-dimethylamino)biphenyl, 2-di-*tert*-butylphosphino-2'-(*N,N*-dimethylamino)biphenyl or polymer supported triphenylphosphine; more preferably triphenylphosphine in an inert reaction solvent such as water, methanol, ethanol, isopropanol, acetonitrile, methylene chloride, chloroform, 1,2-dichloroethane, tetrahydrofuran, diethylether, 1,4-dioxane, 1,2-dimethoxyethane, benzene, toluene, dimethylformamide, or dimethylsulfoxide, more preferably tetrahydrofuran at 0°C to 100°C, where 20°C is preferred produces a diazabicyclo compound of formula XXIV. Alternative methods for this conversion would include converting the primary alcohol functional group of XXIII in to a good leaving group such as, but not limited to, Cl, Br, I, tosylate, mesylate followed by cyclization to the desired bicycle XXIV under thermal conditions with or without the addition of a base. The trifluoroacetamide group in XXIV is removed according to the procedures described in T. W. Greene and P. G. M. Wuts, *Protective Groups in Organic Synthesis*, John Wiley & Sons, 1999, where the procedure using sodium carbonate in a methanol/water reaction solvent at 60°C is preferred to form a compound of formula II, where $m = 1$ and $n = 3$.

Scheme VI

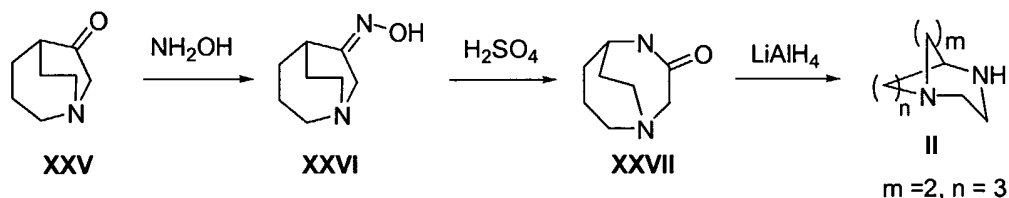


20 A compound of formula II where $m = 2$ and $n = 3$ is prepared according to the procedures outlined in Scheme VII. Referring to Scheme VII, 1-aza-bicyclo[3.2.2]nonan-6-one (XXV), made by the procedure of Lowe; *et al. Bioorg. & Med. Chem. Lett.* **1993**, 3(5), 921-924, was converted to the oxime compound of formula XXVI upon treatment with hydroxylamine hydrochloride in the presence of a base such as, but not limited to, lithium or

-30-

sodium or potassium or cesium carbonate, lithium or sodium or potassium hydroxide, sodium or potassium acetate, sodium or potassium t-butoxide, where sodium carbonate is preferred. This reaction is carried out in an inert reaction solvent such as methanol, ethanol, *n*- or *i*-propanol, dimethylsulfoxide, dimethylformamide, 1,2-dimethoxyethane, where methanol is preferred from 0°C to 150°C, where 70°C is preferred. The oxime compound XXVI undergoes ring expansion via the Beckmann Rearrangement upon treatment with a suitable acid such as, but not limited to, sulfuric acid, nitric acid, hydrochloric acid, acetic acid, phosphoric acid, formic acid, or polyphosphoric acid at 0°C to 150°C. Alternatively, the oxime XXVI can be treated with phosphorus tri-chloride or phosphorus tri-bromide in an inert reaction solvent such as dichloromethane, 1,2-dichloroethane or chloroform. Preferably, the oxime XXVI was dissolved in concentrated sulfuric acid and heated to 100° C to form the lactam compound of formula XXVII. Lactam XXVII is reduced with a suitable reducing agent such as, but not limited to, lithium aluminum hydride, borane, alane, or di-isobutyl aluminum hydride, where lithium aluminum hydride is preferred in an inert solvent such as ether, THF, 1,2-dimethoxyethane, or 1,4-dioxane, where THF is preferred at 0°C to 150°C, where 50°C is preferred to form the compound of formula II where m = 2 and n = 3.

Scheme VII

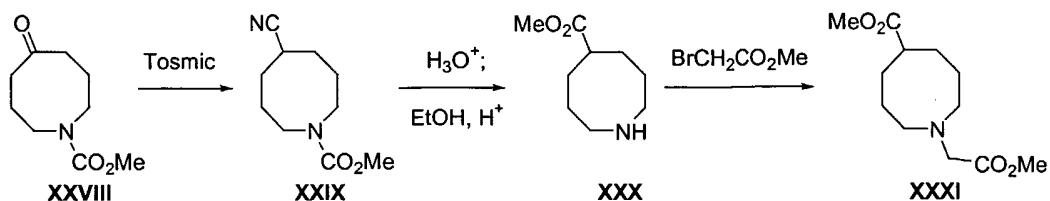


Made by the procedure of Lowe; *et al. Bioorg. & Med. Chem. Lett.* 1993, 3(5), 921-924.

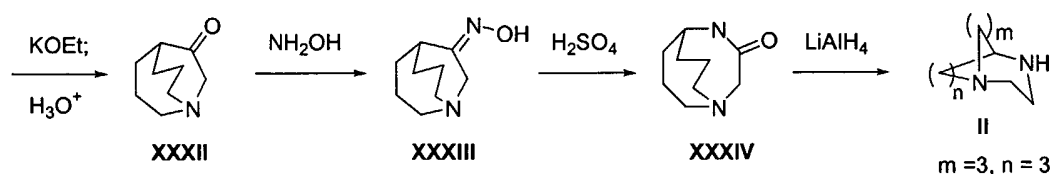
A compound of formula II where m = 3 and n = 3 is prepared according to the procedures outlined in Scheme VIII. 5-Oxo-azocane-1-carboxylic acid methyl ester (XXVIII) was made by the procedure of Miyano; *et al. Heterocycles* 1986, 24(8), 2121-2125, and was reacted with tosylmethylisocyanide (tosmic) in the presence of a base such as, but not limited to, lithium or sodium or potassium or cesium carbonate, lithium or sodium or potassium hydroxide, sodium or potassium methoxide, sodium or potassium ethoxide, sodium or potassium acetate, sodium or potassium t-butoxide, where potassium t-butoxide is preferred, in an inert reaction solvent such as, but not limited to, ether, tetrahydrofuran, 1,2-dimethoxyethane, and 1,4-dioxane, more preferable 1,2-dimethoxyethane at ambient temperature to the solvent reflux temperature where 60°C is preferred to give a compound of formula XXIX. The compound of formula XXIX was refluxed with aqueous acid such as, but not limited to, sulfuric acid, nitric acid, hydrochloric acid, acetic acid, phosphoric acid, or

formic acid, more preferably hydrochloric acid and then with methanol or ethanol, preferably methanol, saturated with gaseous HCl to give a compound of formula XXX. The resulting amine compound of formula XXX was refluxed with methyl bromoacetate and a base such as, but not limited to, triethylamine, diisopropylethylamine, pyridine, 2,6-lutidine, and 1,8-diazabicyclo[5.4.0]undec-7-ene; more preferable triethylamine, in an inert reaction solvent such as dichloromethane, 1,2-dichloroethane, 1,4-dioxane, toluene or tetrahydrofuran, more preferable dichloromethane at ambient temperature to the reflux temperature of the solvent, more preferable ambient temperature, to give a compound of formula XXXI. The diester compound of formula XXXI was reacted with a strong base such as, but not limited to, sodium or potassium methoxide, sodium or potassium ethoxide, or sodium or potassium *t*-butoxide; more preferable potassium ethoxide in a mixture of alcohol and hydrocarbon solvent; more preferable ethanol/toluene at ambient temperature up to the reflux point of the solvent; more preferably the reflux temperature followed by treatment with refluxing aqueous hydrochloric or sulfuric acid to give a compound of formula XXXII. The compound of formula XXXII was converted to the oxime compound of formula XXXIII upon treatment with hydroxylamine hydrochloride in the presence of a base such as, but not limited to, lithium or sodium or potassium or cesium carbonate, lithium or sodium or potassium hydroxide, sodium or potassium acetate, sodium or potassium *t*-butoxide, where sodium carbonate is preferred. This reaction is carried out in an inert reaction solvent such as methanol, ethanol, *n*- or *i*-propanol, dimethylsulfoxide, dimethylformamide, 1,2-dimethoxyethane, where methanol is preferred from 0°C to 150°C, where 70°C is preferred. The oxime compound XXXIII undergoes ring expansion via the Beckmann Rearrangement upon treatment with a suitable acid such as, but not limited to, sulfuric acid, nitric acid, hydrochloric acid, acetic acid, phosphoric acid, formic acid, or polyphosphoric acid at 0°C to 150°C. Alternatively, the oxime XXXIII can be treated with phosphorus tri-chloride or phosphorus tri-bromide in an inert reaction solvent such as dichloromethane, 1,2-dichloroethane or chloroform. Preferably, the oxime XXXIII was dissolved in concentrated sulfuric acid and heated to 100° C to form the lactam compound of formula XXXIV. Lactam XXXIV is reduced with a suitable reducing agent such as, but not limited to, lithium aluminum hydride, borane, alane, or di-isobutyl aluminum hydride, where lithium aluminum hydride is preferred in an inert solvent such as ether, THF, 1,2-dimethoxyethane, or 1,4-dioxane, where THF is preferred at 0°C to 150°C, where 50°C is preferred to form the compound of formula II where $m = 3$ and $n = 3$.

Scheme VIII



Made by the procedure of
Miyano; *et al. Heterocycles*
1986, 24(8), 2121-2125.



Compounds of formula III, namely substituted phenyl, pyridine, pyrazine, pyrimidine and pyridazine compounds, can be purchased or prepared by methods well known to those of skill in the art.

- 5 Compounds of formula IIIA wherein one of the groups defined by A, B, D, E, or F is substituted with a (C₆-C₁₁) aryl or 5-12 membered hetero aryl group, R⁶ as defined above, are prepared according to the methods detailed in Scheme IX. Referring to Scheme IX, the synthesis is initiated from a compound of formula III wherein one of the groups defined by A, B, D, E, or F above contains a C-Z group. The functional group Z is defined as a group with the ability to undergo oxidative addition, such as but not limited to Cl, Br, I, OTf, by an organometallic reagent. These compounds of formula III are commercially available or are prepared according to procedures described in the literature and can be prepared easily by one skilled in the art of organic synthesis. Preferred organometallic reagents contain metal such as palladium, nickel or copper with palladium being the most preferred. Referring to
- 10 Scheme IX, treatment of a compound of the formula III wherein Z is chloro, bromo, iodo or triflate (OTf) with bis(pinacolato)diboron and a palladium catalyst such as palladium (0) tetrakis(triphenylphosphine), palladium (II) acetate, allyl palladium chloride dimer, tris(dibenzylideneacetone)dipalladium (0), tris(dibenzylidene-acetone)dipalladium (0) chloroform adduct, palladium (II) chloride or dichloro[1,1'-
- 15 bis(diphenylphosphino)ferrocene]palladium (II) dichloromethane adduct, preferably dichloro[1,1'-bis(diphenylphosphino)-ferrocene]palladium (II) dichloromethane adduct, in the presence or absence of a phosphine ligand such as 1,1'-bis(diphenylphosphino)ferrocene, triphenylphosphine, tri-*o*-tolylphosphine, tri-*tert*-butylphosphine, 1,2-
- 20 bis(diphenylphosphino)ethane, 1,3-bis(diphenylphosphino)-propane, BINAP, 2-biphenyl dicyclohexylphosphine, 2-biphenyl-di-*tert*-butylphosphine, 2-(N,N-dimethylamino)-2'-di-*tert*-butylphosphino-biphenyl or 2-(N,N-dimethylamino)-2'-dicyclohexylphosphinobiphenyl,
- 25

preferably 1,1'-bis(diphenylphosphino)ferrocene, and in the presence or absence of a base such as potassium acetate, sodium acetate, cesium acetate, sodium carbonate, lithium carbonate, potassium carbonate, cesium carbonate or cesium fluoride, preferably potassium acetate, yields a compound of the formula XXXV wherein the Z group has been replaced with
5 M, wherein M = borane pinacol ester. Generally, this reaction is carried out in a reaction inert solvent such as 1,4-dioxane, acetonitrile, methyl sulfoxide, tetrahydrofuran, ethanol, methanol, 2-propanol, toluene, preferably methyl sulfoxide, at a temperature from about from 0°C to about 200°C, preferably from about 80°C to about 120°C.

Other methods of converting a compound of the formula III with the Z group
10 mentioned above into a compound of the formula XXXV wherein the Z group is replaced with M, wherein M is boronic acid, boronic acid ester or trialkylstannane, are known in the art. For instance, treatment of a compound of the formula III, wherein Z is Br or I, with an alkyl lithium reagent such as, but not limited to n-butyl lithium, sec butyl lithium or tert-butyl lithium, in a solvent such as diethyl ether, tetrahydrofuran, dimethoxyethane, hexane, toluene, dioxane or
15 a similar reaction inert solvent, at a temperature from about -100°C to about 25°C affords the corresponding compound of the formula XXXV wherein Z is Li. Treatment of a solution of this material with a suitable boronic ester such as trimethoxyborane, triethoxyborane or triisopropylborane, followed by a standard aqueous work-up with acid will afford the corresponding compound of the formula XXXV wherein M is boronic acid.

20 Alternatively, treating a mixture of a compound of the formula III wherein Z is Br or I and a boronic ester with an alkyl lithium reagent, as described above, followed by a standard aqueous work-up with acid will afford the corresponding compound of formula XXXV wherein M is boronic acid. Alternatively, treating a compound of the formula III wherein Z is Br or I with an alkyl lithium reagent such as, but not limited to n-butyl lithium, sec butyl lithium or tert-
25 butyl lithium, in a solvent such as diethyl ether, tetrahydrofuran, dimethoxyethane, hexane, toluene, dioxane or a similar reaction inert solvent, at a temperature from about -100°C to about 25°C will afford the corresponding compound of the formula XXXV wherein M is Li. Treatment of a solution of this material with a suitable trialkylstannyl halide such as, but not limited to trimethylstannyl chloride or bromide or tributylstannyl chloride or bromide, followed
30 by a standard aqueous work-up will afford the corresponding compound of the formula XXXV wherein M is trimethyl or tributylstannane.

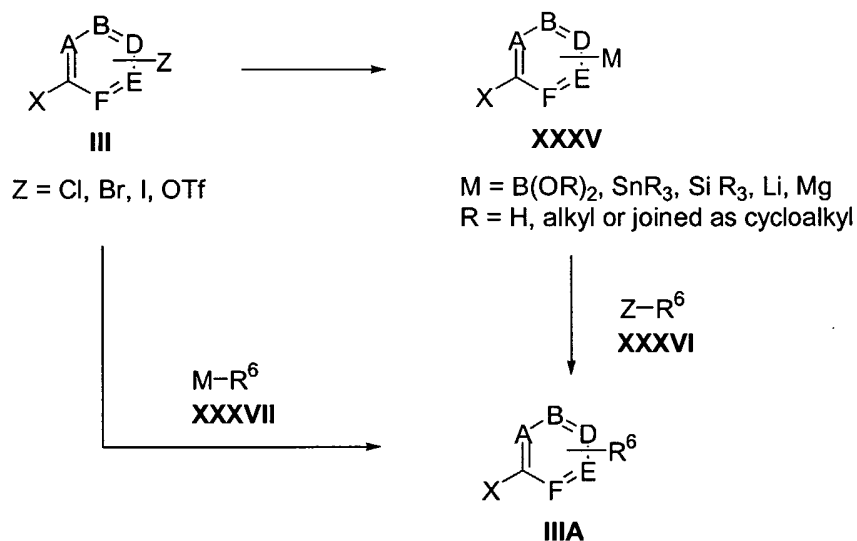
Treatment of a compound of the formula XXXV wherein M is a boronic acid, boronic ester, or trialkylstannane group, with an aryl or heteroaryl chloride, aryl or heteroaryl bromide, aryl or heteroaryl iodide, or aryl or heteroaryl triflate of the formula XXXVI, preferably an aryl
35 or heteroaryl bromide, with a palladium catalyst such as palladium (0) tetrakis(triphenylphosphine), palladium (II) acetate, allyl palladium chloride dimer, tris(dibenzylideneacetone)dipalladium (0), tris(dibenzylideneacetone)dipalladium (0)

chloroform adduct, palladium (II) chloride or dichloro[1,1'-bis(diphenylphosphino)ferrocene]palladium (II) dichloromethane adduct, preferably palladium (0) tetrakis(triphenylphosphine), in the presence or absence of a phosphine ligand such as 1,1'-bis(diphenylphosphino)ferrocene, triphenylphosphine, tri-*o*-tolylphosphine, tri-*tert*-butylphosphine, 1,2-bis(diphenylphosphino)ethane, 1,3-bis(diphenylphosphino)-propane, BINAP, 2-biphenyl dicyclohexylphosphine, 2-biphenyl-di-*tert*-butylphosphine, 2-(*N,N*-dimethylamino)-2'-di-*tert*-butylphosphino-biphenyl or 2-(*N,N*-dimethylamino)-2'-dicyclohexylphosphinobiphenyl, preferably triphenylphosphine, and in the presence or absence of a base such as potassium phosphate, potassium acetate, sodium acetate, cesium acetate, sodium carbonate, lithium carbonate, potassium carbonate, cesium fluoride or cesium carbonate, preferably potassium phosphate, affords a compound of formula IIIA. This reaction is typically carried out in a reaction inert solvent such as 1,4-dioxane, acetonitrile, methyl sulfoxide, tetrahydrofuran, ethanol, methanol, 2-propanol, or toluene, preferably 1,4-dioxane, in the presence or absence of from about 1%-about 10% water, preferably about 5% water, at a temperature from about 0°C to about 200°C, preferably from about 60°C to about 100°C.

Alternatively, referring to Scheme IX, a compound of the formula III can be reacted with a compound of the formula XXXVII, wherein M is a boronic acid, boronic acid ester, borane pinacol ester or trialkylstannane group, preferably an aryl or heteroaryl boronic acid or boronic acid ester, with a palladium catalyst such as palladium (0) tetrakis(triphenylphosphine), palladium (II) acetate, allyl palladium chloride dimer, tris(dibenzylideneacetone)dipalladium (0), tris(dibenzylideneacetone)dipalladium (0) chloroform adduct, palladium (II) chloride or dichloro[1,1'-bis(diphenylphosphino)ferrocene]palladium (II) dichloromethane adduct, preferably palladium (0) tetrakis(triphenylphosphine), in the presence or absence of a phosphine ligand such as 1,1'-bis(diphenylphosphino)ferrocene, triphenylphosphine, tri-*o*-tolylphosphine, tri-*tert*-butylphosphine, 1,2-bis(diphenylphosphino)ethane, 1,3-bis(diphenylphosphino)-propane, BINAP, 2-biphenyl dicyclohexylphosphine, 2-biphenyl-di-*tert*-butylphosphine, 2-(*N,N*-dimethylamino)-2'-di-*tert*-butylphosphino-biphenyl or 2-(*N,N*-dimethylamino)-2'-dicyclohexylphosphinobiphenyl, preferably triphenylphosphine, and in the presence or absence of a base such as potassium phosphate, potassium acetate, sodium acetate, cesium acetate, sodium carbonate, lithium carbonate, potassium carbonate, cesium fluoride or cesium carbonate, preferably sodium carbonate, affording a compound of formula IIIA. This reaction is typically carried out in a reaction inert solvent such as 1,4-dioxane, acetonitrile, methyl sulfoxide, tetrahydrofuran, ethanol, methanol, 2-propanol, or toluene, preferably ethanol, in the presence or absence of from 0%-10% water, preferably about 0% water, at a temperature from about 0°C to about 200°C, preferably from about 60°C to about 100°C.

-35-

Scheme IX



- Compounds of formula IA wherein one of the groups defined by A, B, D, E, or F is substituted with a (C₆-C₁₁) aryl or 5-12 membered hetero aryl group, R⁶ as defined above, are prepared according to the methods detailed in Scheme I using a compound of formula IIIA as described above. Alternatively, compounds of formula IA can be prepared according to the methods detailed in Scheme X. Referring to Scheme X, the synthesis is initiated from a compound of formula I wherein one of the groups defined by A, B, D, E, or F above contains a C-Z group. The functional group Z is defined as a group with the ability to undergo oxidative addition, such as but not limited, to Cl, Br, I, OTf, by an organometallic reagent. These compounds of formula I are prepared according to procedures described in Scheme I. Preferred organometallic reagents contain metal such as palladium, nickel or copper with palladium being the most preferred. Referring to Scheme X, treatment of a compound of the formula I wherein Z is chloro, bromo, iodo or triflate (OTf) with bis(pinacolato)diboron and a palladium catalyst such as palladium (0) tetrakis(triphenylphosphine), palladium (II) acetate, allyl palladium chloride dimer, tris(dibenzylideneacetone)dipalladium (0), tris(dibenzylideneacetone)dipalladium (0) chloroform adduct, palladium (II) chloride or dichloro[1,1'-bis(diphenylphosphino)ferrocene]palladium (II) dichloromethane adduct, preferably dichloro[1,1'-bis(diphenylphosphino)ferrocene]palladium (II) dichloromethane adduct, in the presence or absence of a phosphine ligand such as 1,1'-bis(diphenylphosphino)ferrocene, triphenylphosphine, tri-*o*-tolylphosphine, tri-*tert*-butylphosphine, 1,2-bis(diphenylphosphino)ethane, 1,3-bis(diphenylphosphino)-propane, BINAP, 2-biphenyl dicyclohexylphosphine, 2-biphenyl-di-*tert*-butylphosphine, 2-(*N,N*-dimethylamino)-2'-di-*tert*-butylphosphino-biphenyl or 2-(*N,N*-dimethylamino)-2'-dicyclohexylphosphinobiphenyl, preferably 1,1'-bis(diphenylphosphino)ferrocene, and in the presence or absence of a base

such as potassium acetate, sodium acetate, cesium acetate, sodium carbonate, lithium carbonate, potassium carbonate, cesium carbonate or cesium fluoride, preferably potassium acetate, yields a compound of the formula XXXVIII wherein the Z group has been replaced with M, wherein M = borane pinacol ester. Generally, this reaction is carried out in a reaction
5 inert solvent such as 1,4-dioxane, acetonitrile, methyl sulfoxide, tetrahydrofuran, ethanol, methanol, 2-propanol, toluene, preferably methyl sulfoxide, at a temperature from about from 0°C to about 200°C, preferably from about 80°C to about 120°C.

Other methods of converting a compound of the formula I with the Z group mentioned above into a compound of the formula XXXVIII wherein the Z group is replaced with M,
10 wherein M is boronic acid, boronic acid ester or trialkylstannane, are known in the art. For instance, treatment of a compound of the formula I, wherein Z is Br or I, with an alkyl lithium reagent such as, but not limited to n-butyl lithium, sec butyl lithium or tert-butyl lithium, in a solvent such as diethyl ether, tetrahydrofuran, dimethoxyethane, hexane, toluene, dioxane or a similar reaction inert solvent, at a temperature from about -100°C to about 25°C affords the
15 corresponding compound of the formula XXXVIII wherein Z is Li. Treatment of a solution of this material with a suitable boronic ester such as trimethoxyborane, triethoxyborane or triisopropylborane, followed by a standard aqueous work-up with acid will afford the corresponding compound of the formula XXXVIII wherein M is boronic acid.

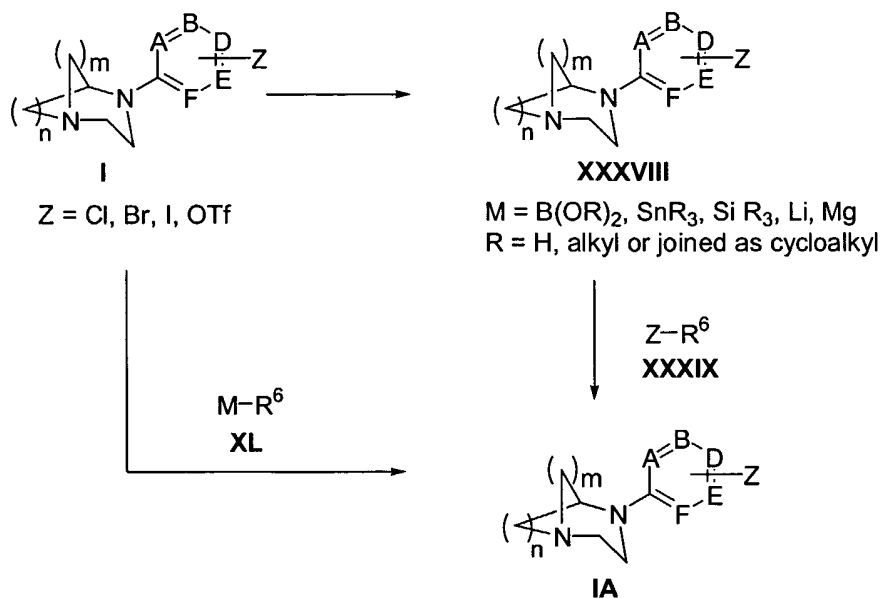
Alternatively, treating a mixture of a compound of the formula I wherein Z is Br or I
20 and a boronic ester with an alkyl lithium reagent, as described above, followed by a standard aqueous work-up with acid will afford the corresponding compound of formula XXXVIII wherein M is boronic acid. Alternatively, treating a compound of the formula I wherein Z is Br or I with an alkyl lithium reagent such as, but not limited to n-butyl lithium, sec butyl lithium or tert-butyl lithium, in a solvent such as diethyl ether, tetrahydrofuran, dimethoxyethane,
25 hexane, toluene, dioxane or a similar reaction inert solvent, at a temperature from about -100°C to about 25°C will afford the corresponding compound of the formula XXXVIII wherein M is Li. Treatment of a solution of this material with a suitable trialkylstannyl halide such as, but not limited to trimethylstannyl chloride or bromide or tributylstannyl chloride or bromide, followed by a standard aqueous work-up will afford the corresponding compound of the
30 formula XXXVIII wherein M is trimethyl or tributylstannane.

Treatment of a compound of the formula XXXVIII wherein M is a boronic acid, boronic ester, or trialkylstannane group, with an aryl or heteroaryl chloride, aryl or heteroaryl bromide, aryl or heteroaryl iodide, or aryl or heteroaryl triflate of the formula XXXIX, preferably an aryl or heteroaryl bromide, with a palladium catalyst such as palladium (0)
35 tetrakis(triphenylphosphine), palladium (II) acetate, allyl palladium chloride dimer, tris(dibenzylideneacetone)dipalladium (0), tris(dibenzylideneacetone)dipalladium (0) chloroform adduct, palladium (II) chloride or dichloro[1,1'-

bis(diphenylphosphino)ferrocene]palladium (II) dichloromethane adduct, preferably palladium (0) tetrakis(triphenylphosphine), in the presence or absence of a phosphine ligand such as 1,1'-bis(diphenylphosphino)ferrocene, triphenylphosphine, tri-*o*-tolylphosphine, tri-*tert*-butylphosphine, 1,2-bis(diphenylphosphino)ethane, 1,3-bis(diphenylphosphino)-propane, 5 BINAP, 2-biphenyl dicyclohexylphosphine, 2-biphenyl-di-*tert*-butylphosphine, 2-(*N,N*-dimethylamino)-2'-di-*tert*-butylphosphino-biphenyl or 2-(*N,N*-dimethylamino)-2'-dicyclohexylphosphinobiphenyl, preferably triphenylphosphine, and in the presence or absence of a base such as potassium phosphate, potassium acetate, sodium acetate, cesium acetate, sodium carbonate, lithium carbonate, potassium carbonate, cesium fluoride or cesium carbonate, preferably sodium carbonate, affords a compound of formula IA. This 10 reaction is typically carried out in a reaction inert solvent such as 1,4-dioxane, acetonitrile, methyl sulfoxide, tetrahydrofuran, ethanol, methanol, 2-propanol, or toluene, preferably ethanol, in the presence or absence of from about 0%-about 10% water, preferably about 0% water, at a temperature from about 0°C to about 200°C, preferably from about 60°C to about 15 100°C.

Alternatively, referring to Scheme X, a compound of the formula I can be reacted with a compound of the formula XL, wherein M is a boronic acid, boronic acid ester, borane pinacol ester or trialkylstannane group, preferably an aryl or heteroaryl boronic acid or boronic acid ester, with a palladium catalyst such as palladium (0) tetrakis(triphenylphosphine), 20 palladium (II) acetate, allyl palladium chloride dimer, tris(dibenzylideneacetone)dipalladium (0), tris(dibenzylideneacetone)dipalladium (0) chloroform adduct, palladium (II) chloride or dichloro[1,1'-bis(diphenylphosphino)ferrocene]palladium (II) dichloromethane adduct, preferably palladium (0) tetrakis(triphenylphosphine), in the presence or absence of a phosphine ligand such as 1,1'-bis(diphenylphosphino)ferrocene, triphenylphosphine, tri-*o*-tolylphosphine, tri-*tert*-butylphosphine, 1,2-bis(diphenylphosphino)ethane, 1,3- 25 bis(diphenylphosphino)-propane, BINAP, 2-biphenyl dicyclohexylphosphine, 2-biphenyl-di-*tert*-butylphosphine, 2-(*N,N*-dimethylamino)-2'-di-*tert*-butylphosphino-biphenyl or 2-(*N,N*-dimethylamino)-2'-dicyclohexylphosphinobiphenyl, preferably triphenylphosphine, and in the presence or absence of a base such as potassium phosphate, potassium acetate, sodium acetate, cesium acetate, sodium carbonate, lithium carbonate, potassium carbonate, cesium fluoride or cesium carbonate, preferably sodium carbonate, affording a compound of formula IA. This reaction is typically carried out in a reaction inert solvent such as 1,4-dioxane, acetonitrile, methyl sulfoxide, tetrahydrofuran, ethanol, methanol, 2-propanol, or toluene, preferably ethanol, in the presence or absence of from 0%-10% water, preferably about 0% 35 water, at a temperature from about 0°C to about 200°C, preferably from about 60°C to about 100°C.

Scheme X



Isolation and purification of the products can be accomplished by standard procedures that are known to a chemist of ordinary skill. In each of the reactions discussed above, or illustrated in Schemes above, pressure is not critical unless otherwise indicated.

- 5 Pressures from about 0.5 atmospheres to about 5 atmospheres are generally acceptable, with ambient pressure, *i.e.*, about 1 atmosphere, being preferred as a matter of convenience.

- The compounds of the formula I and their pharmaceutically acceptable salts (hereafter "the active compounds") can be administered via either the oral, transdermal (*e.g.*, through the use of a patch), intranasal, sublingual, rectal, parenteral or topical routes. Transdermal and oral
- 10 administration are preferred. These compounds are, most desirably, administered in dosages ranging from about 0.25 mg up to about 1500 mg per day, preferably from about 0.25 to about 300 mg per day in single or divided doses, although variations will necessarily occur depending upon the weight and condition of the subject being treated and the particular route of administration chosen. However, a dosage level that is in the range of about 0.01 mg to about
- 15 10 mg per kg of body weight per day is most desirably employed. Variations may nevertheless occur depending upon the weight and condition of the persons being treated and their individual responses to said medicament, as well as on the type of pharmaceutical formulation chosen and the time period and interval during which such administration is carried out. In some instances, dosage levels below the lower limit of the aforesaid range may be more than adequate, while in
- 20 other cases still larger doses may be employed without causing any harmful side effects,

provided that such larger doses are first divided into several small doses for administration throughout the day.

The active compounds can be administered alone or in combination with pharmaceutically acceptable carriers or diluents by any of the several routes previously indicated.

5 More particularly, the active compounds can be administered in a wide variety of different dosage forms, e.g., they may be combined with various pharmaceutically acceptable inert carriers in the form of tablets, capsules, transdermal patches, lozenges, troches, hard candies, powders, sprays, creams, salves, suppositories, jellies, gels, pastes, lotions, ointments, aqueous
10 suspensions, injectable solutions, elixirs, syrups, and the like. Such carriers include solid diluents or fillers, sterile aqueous media and various non-toxic organic solvents. In addition, oral pharmaceutical compositions can be suitably sweetened and/or flavored. In general, the active compounds are present in such dosage forms at concentration levels ranging from about 5.0% to about 70% by weight.

For oral administration, tablets containing various excipients such as microcrystalline
15 cellulose, sodium citrate, calcium carbonate, dicalcium phosphate and glycine may be employed along with various disintegrants such as starch (preferably corn, potato or tapioca starch), alginic acid and certain complex silicates, together with granulation binders like polyvinylpyrrolidone, sucrose, gelatin and acacia. Additionally, lubricating agents such as magnesium stearate, sodium lauryl sulfate and talc can be used for tableting purposes. Solid
20 compositions of a similar type may also be employed as fillers in gelatin capsules; preferred materials in this connection also include lactose or milk sugar, as well as high molecular weight polyethylene glycols. When aqueous suspensions and/or elixirs are desired for oral administration the active ingredient may be combined with various sweetening or flavoring agents, coloring matter and, if so desired, emulsifying and/or suspending agents, together
25 with such diluents as water, ethanol, propylene glycol, glycerin and various combinations thereof.

For parenteral administration, a solution of an active compound in either sesame or peanut oil or in aqueous propylene glycol can be employed. The aqueous solutions should be suitably buffered (preferably pH greater than 8), if necessary, and the liquid diluent first rendered
30 isotonic. These aqueous solutions are suitable for intravenous injection purposes. The oily solutions are suitable for intraarticular, intramuscular and subcutaneous injection purposes. The preparation of all these solutions under sterile conditions is readily accomplished by standard pharmaceutical techniques well known to those skilled in the art.

It is also possible to administer the active compounds topically and this can be done by
35 way of creams, a patch, jellies, gels, pastes, ointments and the like, in accordance with standard pharmaceutical practice.

-40-

The effectiveness of the active compounds in suppressing nicotine binding to specific receptor sites can be determined by the following procedure, which is a modification of the methods of Lippiello, P. M. and Fernandes, K. G. (in "The Binding of L-[³H]Nicotine To A Single Class of High-Affinity Sites in Rat Brain Membranes", *Molecular Pharm.*, 29, 448-54, (1986)) and Anderson, D. J. and Arneric, S. P. (in "Nicotinic Receptor Binding of ³H-Cytisine, ³H-Nicotine and ³H-Methylcarbamylocholine In Rat Brain", *European J. Pharm.*, 253, 261-67 (1994)). Male Sprague-Dawley rats (200-300 g) from Charles River were housed in groups in hanging stainless steel wire cages and were maintained on a 12 hour light/dark cycle (7 a.m.-7 p.m. light period). They received standard Purina Rat Chow and water *ad libitum*. The rats were killed by decapitation. Brains were removed immediately following decapitation. Membranes were prepared from brain tissue according to the methods of Lippiello and Fernandez (*Molec. Pharmacol.*, 29, 448-454, (1986)) with some modifications. Whole brains were removed, rinsed with ice-cold buffer, and homogenized at 0° in 10 volumes of buffer (w/v) using a Brinkmann Polytron™ (Brinkmann Instruments Inc., Westbury, NY), setting 6, for 30 seconds. The buffer consisted of 50 mM Tris HCl at a pH of 7.5 at room temperature. The homogenate was sedimented by centrifugation (10 minutes; 50,000 x g; 0° to 4°C). The supernatant was poured off and the membranes were gently resuspended with the Polytron and centrifuged again (10 minutes; 50,000 x g; 0°C to 4°C). After the second centrifugation, the membranes were resuspended in assay buffer at a concentration of 1.0g/100mL. The composition of the standard assay buffer was 50 mM Tris HCl, 120 mM NaCl, 5 mM KCl, 2 mM MgCl₂, 2 mM CaCl₂ and had a pH of 7.4 at room temperature.

Routine assays were performed in borosilicate glass test tubes. The assay mixture typically consisted of 0.9 mg of membrane protein in a final incubation volume of 1.0 mL. Three sets of tubes were prepared wherein the tubes in each set contained 50µL of vehicle, blank, or test compound solution, respectively. To each tube was added 200µL of [³H]-nicotine in assay buffer followed by 750µL of the membrane suspension. The final concentration of nicotine in each tube was 0.9 nM. The final concentration of cytisine in the blank was 1µM. The vehicle consisted of deionized water containing 30µL of 1 N acetic acid per 50 mL of water. The test compounds and cytisine were dissolved in vehicle. Assays were initiated by vortexing after addition of the membrane suspension to the tube. The samples were incubated at 0° to 4° C in an iced shaking water bath. Incubations were terminated by rapid filtration under vacuum through Whatman GF/B™ glass fiber filters (Brandel Biomedical Research & Development Laboratories, Inc., Gaithersburg, MD) using a Brandel™ multi-manifold tissue harvester (Brandel Biomedical Research & Development Laboratories, Inc., Gaithersburg, MD). Following the initial filtration of the assay mixture, filters were washed two times with ice-cold assay buffer (5 ml each). The filters were then placed in counting vials and mixed vigorously with 20 ml of Ready Safe™ (Beckman, Fullerton, CA) before

quantification of radioactivity. Samples were counted in a LKB Wallac Rackbeta™ liquid scintillation counter (Wallac Inc., Gaithersburg, MD) at 40-50% efficiency. All determinations were in triplicate.

Calculations: Specific binding (C) to the membrane is the difference between total binding in the samples containing vehicle only and membrane (A) and non-specific binding in the samples containing the membrane and cytisine (B), *i.e.*,

$$\text{Specific binding} = (C) = (A) - (B).$$

Specific binding in the presence of the test compound (E) is the difference between the total binding in the presence of the test compound (D) and non-specific binding (B), *i.e.*,

$$\% \text{ Inhibition} = (1 - ((E)/(C))) \text{ times } 100.$$

The compounds of the invention that were tested in the above assay exhibited IC₅₀ values of less than 100μM.

[¹²⁵I]-Bungarotoxin binding to nicotinic receptors in GH₄Cl cells: Membrane preparations were made for nicotinic receptors expressed in GH₄Cl cell line. Briefly, one gram of cells by wet weight were homogenized with a polytron in 25 mls of buffer containing 20 mM Hepes, 118 mM NaCl, 4.5 mM KCl, 2.5 mM CaCl₂, 1.2 mM MgSO₄, pH 7.5. The homogenate was centrifuged at 40,000 x g for 10 min at 4°C, the resulting pellet was homogenized and centrifuged again as described above. The final pellet was resuspended in 20 mls of the same buffer. Radioligand binding was carried out with [¹²⁵I] alpha-bungarotoxin from New England Nuclear, specific activity about 16 uCi/ ug, used at 0.4 nM final concentration in a 96 well microtiter plate. The plates were incubated at 37°C for 2 hours with 25 μl drugs or vehicle for total binding, 100 μl [¹²⁵I] Bungarotoxin and 125 μl tissue preparation. Nonspecific binding was determined in the presence of methyllycaconitine at 1 μM final concentration. The reaction was terminated by filtration using 0.5% Polyethylene imine treated Whatman GF/B™ glass fiberfilters (Brandel Biomedical Research & Development Laboratories, Inc., Gaithersburg, MD) on a Skatron cell harvester (Molecular Devices Corporation, Sunnyvale, CA) with ice-cold buffer, filters were dried overnight, and counted on a Beta plate counter using Betaplate Scint. (Wallac Inc., Gaithersburg, MD). Data are expressed as IC₅₀'s (concentration that inhibits 50% of the specific binding) or as an apparent K_i, IC₅₀/1+[L]/K_D. [L] = ligand concentration, K_D = affinity constant for [¹²⁵I] ligand determined in separate experiment.

The compounds of the invention that were tested in the above assay exhibited IC₅₀ values of less than 10μM.

[¹²⁵I]-Bungarotoxin binding to alpha1 nicotinic receptors in *Torpedo* electroplax membranes: Frozen *Torpedo* electroplax membranes (100 μl) were resuspended in 213 mls of buffer containing 20 mM Hepes, 118 mM NaCl, 4.5 mM KCl, 2.5 mM CaCl₂, 1.2 mM

-42-

MgSO₄, pH 7.5 with 2 mg/ml BSA. Radioligand binding was carried out with [¹²⁵I] alpha-bungarotoxin from New England Nuclear, specific activity about 16 uCi/ ug, used at 0.4 nM final concentration in a 96 well microtiter plate. The plates were incubated at 37°C for 3 hours with 25 µl drugs or vehicle for total binding, 100 µl [¹²⁵I] Bungarotoxin and 125 µl tissue preparation. Nonspecific binding was determined in the presence of alpha-bungarotoxin at 1 µM final concentration. The reaction was terminated by filtration using 0.5% Polyethylene imine treated GF/B filters on a Brandel cell harvester with ice-cold buffer, filters were dried overnight, and counted on a Beta plate counter using Betaplate Scint. Data are expressed as IC₅₀'s (concentration that inhibits 50% of the specific binding) or as an apparent K_i, IC₅₀/1+[L]/K_D. [L] = ligand concentration, K_D = affinity constant for [¹²⁵I] ligand determined in separate experiment.

The compounds of the invention that were tested in the above assay exhibited IC₅₀ values of less than 100µM.

EXAMPLES

The following examples illustrate the methods and compounds of the present invention. It will be understood, however, that the invention is not limited to the specific Examples. In the examples, commercial reagents were used without further purification. Purification by chromatography was done on prepacked silica columns from Biotage (Dyax Corp, Biotage Division, Charlottesville, VA). Melting points (mp) were obtained using a Mettler Toledo FP62 melting point apparatus (Mettler-Toledo, Inc., Worthington, OH) with a temperature ramp rate of 10°C/min and are uncorrected. Proton nuclear magnetic resonance (¹H NMR) spectra were recorded in deuterated solvents on a Varian INOVA400 (400 MHz) spectrometer (Varian NMR Systems, Palo Alto, CA). Chemical shifts are reported in parts per million (ppm, δ) relative to Me₄Si (δ 0.00). Proton NMR splitting patterns are designated as singlet(s), doublet (d), triplet (t), quartet (q), quintet (quin), sextet (sex), septet (sep), multiplet (m) apparent (ap) and broad (br). Coupling constants are reported in hertz (Hz). Carbon-13 nuclear magnetic resonance (¹³C NMR) spectra were recorded on a Varian INOVA400 (100 MHz). Chemical shifts are reported in ppm (δ) relative to the central line of the 1:1:1 triplet of deuteriochloroform (δ 77.00), the center line of deuteromethanol (δ 49.0) or deuterodimethylsulfoxide (δ 39.7). The number of carbon resonance's reported may not match the actual number of carbons in some molecules due to magnetically and chemically equivalent carbons and may exceed the number of actual carbons due to conformational isomers. Mass spectra (MS) were obtained using a Waters ZMD mass spectrometer using flow injection atmospheric pressure chemical ionization (APCI) (Waters Corporation, Milford, Mass). Gas chromatography with mass detection (GCMS) were obtained using a Hewlett Packard HP 6890 series GC system with a HP 5973 mass selective detector and a HP-1 (crosslinked methyl siloxane) column (Agilent Technologies, Wilmington, DE). HPLC spectra

-43-

were recorded on a Hewlett Packard 1100 series HPLC system with a Zorbax SB-C8, 5 μ m, 4.6 x 150 mm column (Agilent Technologies, Wilmington, DE) at 25°C using gradient elution. Solvent A is water, Solvent B is acetonitrile, Solvent C is 1% trifluoroacetic acid in water. A linear gradient over four minutes was used starting at 80%A, 10%B, 10%C and ending at 0%A, 90%B, 10%C. The eluent remained at 0%A, 90%B, 10%C for three minutes. A linear gradient over one minute was used to return the eluent to 80%A, 10%B, 10%C and it was held at this until the run time equaled ten minutes. Room temperature (RT) refers to 20-25°C.

Example 1

4-(5-Bromo-pyridin-3-yl)-1,4-diaza-bicyclo[3.2.1]octane dihydrochloride

10 A) (1-Benzyl-3-oxo-piperazin-2-yl)-acetic acid ethyl ester

Benzyl bromide (7.7 mL, 77 mmol) was added to a solution of ethyl-2-piperazine-3-one acetate (13 g, 70 mmol, Maybridge) in ethanol (100 mL). The mixture was heated at 60 °C for 6 hrs. Additional benzyl bromide (0.7 mL, 7 mmol) was added and the mixture was heated at 60 °C for 8 hrs. The solvent was removed in vacuo and the residue was dissolved in a mixture of water (100 mL) and ethyl acetate (100 mL) (note, pH = 1.5). Partition and extract with ethyl acetate (3 x 100 mL). Wash the combined extracts with saturated NaHCO₃, dry over Na₂SO₄, filter and concentrate to a solid. The solid was triturated with hexanes and the remaining solid was collected to yield 11 g (58%) of the title compound: ¹H NMR (CDCl₃, 400 MHz) δ 7.33-7.24 (m, 5H), 6.60 (br s, 1H), 4.23-4.10 (m, 2H), 3.69 (2H, AB, J_{AB} = 13.3 Hz), 3.50 (br s, 1H), 3.33-3.22 (m, 2H), 3.09-3.04 (m, 1H), 2.98-2.88 (m, 2H), 2.51-2.44 (m, 1H), 1.25 (t, 3H, J = 7.3 Hz); APCI MS *m/z* 277.1 (M + 1).

B) 2-(1-Benzyl-piperazin-2-yl)-ethanol

Lithium aluminum hydride (4.6 grams, 120 mmol) was slowly added to a solution of (1-benzyl-3-oxo-piperazin-2-yl)-acetic acid ethyl ester (11 g, 40 mmol) in THF (150 mL) at 0 °C. The mixture was allowed to stir for 18 h while warming to RT. The mixture was placed in and ice/water bath and additional lithium aluminum hydride (3.0 g, 80 mmol) was added. The mixture was allowed to stir for 20 h while warming to RT. 1 N NaOH was added until all of the LAH was consumed resulting in a white solid. The mixture was filtered through a pad of celite, washing with additional THF (50 mL). The filtrate was concentrated in vacuo to give 8 g (90%) of the title compound as an oil: APCI MS *m/z* 221.2 (M + 1).

C) 4-Benzyl-1,4-diaza-bicyclo[3.2.1]octane

Diethyl azodicarboxylate (15.8 mL, 100 mmol) was slowly added to a solution of triphenylphosphine (26.2 g, 100 mmol) in THF (200 mL) while maintaining the reaction temperature below 20 °C. After stirring this mixture for 30 min at RT, a solution of 2-(1-benzyl-piperazine-2-yl)-ethanol (11 g, 50 mmol) in THF (100 mL) was added while maintaining the reaction temperature below 20 °C. The reaction mixture became turbid and

-44-

the solvent was removed in vacuo after a period of 1 h. The residue was partitioned between water (20 mL) and ethyl acetate (50 mL) and the pH was adjusted to 2 with 6 N HCl. The phases were separated and the aqueous phase was extracted with EtOAc (50 mL) at pH 3.0, 4.5 and 10 (4x). The pH 10 extracts were combined, dried (Na₂SO₄), filtered and concentrated to an oil. The oil was triturated three times with hot hexanes (100 mL) to remove any remaining triphenylphosphine and triphenylphosphine oxide and the hexanes were decanted. The remaining oil was dried resulting in 7.5 g (74%) of the title compound: APCI MS *m/z* 203.2 (M + 1).

D) 1,4-Diaza-bicyclo[3.2.1]octane dihydrochloride

10 A mixture of 4-benzyl-1,4-diaza-bicyclo[3.2.1]octane (7.5 g, 37 mmol), 5% palladium on carbon (0.75 g, wet), concentrated HCl (7.5 mL) in EtOH (150 mL) was shaken under hydrogen (50 psi) for a period of 20 h at RT. The product precipitated out of the mixture and water was added in order to dissolve the product. The mixture was filtered through a pad of celite and washed with EtOH. The filtrate was concentrated in vacuo to a solid that was azeotroped with EtOH (3 x 50 mL). The resulting solid was triturated with hot isopropanol and stirred 18 h at RT. The resulting solid was collected by filtration giving 5.6 g (80%) of the title compound: ¹H NMR (d₆-DMSO, 400 MHz) δ 4.26 (br s, 1H), 3.72 (d, 1H, J = 12 Hz), 3.60-3.53 (m, 1H), 3.48-3.35 (m, 7H), 2.33-2.27 (m, 2H); GCMS *m/z* 112

E) 4-(5-Bromo-pyridin-3-yl)-1,4-diaza-bicyclo[3.2.1]octane dihydrochloride

20 A solution of NaOMe (0.48 mL, 2.2 mmol, 4.6 M in MeOH) was added to a solution of 1,4-diaza-bicyclo[3.2.1]octane dihydrochloride (0.2 g, 1.1 mmol) in MeOH (15 mL) at 50 °C. The solvent was removed in vacuo and the resulting residue was triturated with toluene (5 mL). The toluene solution was added to a flask containing 3,5-dibromopyridine (0.26 g, 1.1 mmol), 2,2'-bis(diphenylphosphino)-1,1'-binaphthyl (0.2 g, 0.33 mmol), tris(dibenzylideneacetone)dipalladium (0) (0.1 g, 0.11 mmol), and NaOtBu (0.15 g, 1.5 mmol) under and atmosphere of nitrogen. The resulting mixture was heated at 80 °C for 20 h. The mixture was cooled to RT, diluted with CHCl₃ (10 mL) and washed with water (10 mL). The organic layer was concentrated and purified by chromatography using a gradient elution (20/1 CHCl₃/MeOH to 10/1 CHCl₃/MeOH) to give 90 mg (30%) of the title compound as its free base. This material was dissolved in EtOH and treated with concentrated HCl (0.2 mL). The solvent was removed in vacuo and the EtOH was added and the solvent was once again removed in vacuo. This procedure was repeated until concentration resulted in a solid (3x total). The resulting solid was triturated with iPrOH and the resulting solid was collected to give 82 mg (22%) of the title compound: (data for free base) ¹H NMR (CDCl₃, 400 MHz) δ 8.13 (d, 1H, J = 2.9 Hz), 8.06 (d, 1H, J = 2.1 Hz), 7.21-7.19 (m, 1H), 4.20-4.17 (m, 1H), 3.15-3.08 (m, 3H), 3.04-2.80 (m, 4H), 2.66-2.62 (m, 1H), 1.87-1.72 (m, 2H); ¹³C NMR (CDCl₃, 100

MHz) δ 147.0, 140.5, 136.4, 124.2, 121.1, 59.9, 57.0, 52.9, 50.7, 41.7, 29.9; APCI MS m/z 270.1, 268.1 (M + 1).

Example 2

4-(5-Phenyl-pyridin-3-yl)-1,4-diaza-bicyclo[3.2.1]octane dihydrochloride

5 4-(5-Bromo-pyridin-3-yl)-1,4-diaza-bicyclo[3.2.1]octane dihydrochloride (50 mg, 0.15 mmol) was added to a mixture of phenylboronic acid (25 mg, 0.20 mmol), tetrakis(triphenylphosphine)palladium(0) (7 mg, 0.006 mmol), sodium carbonate (63 mg, 0.60 mmol) in EtOH (5 mL) and water (5 mL). The reaction mixture was placed in an oil bath at 80 °C for 3 h, and then 60 °C for 18h. The mixture was cooled to RT, diluted with water (10 mL)
10 and extracted with EtOAc (3 x 15 mL). The combined organic extracts were dried (Na₂SO₄), filtered and concentrated. The residue was dissolved in EtOH (10 mL) and conc. HCl (0.2 mL) was added. The mixture was concentrated and EtOH (10 mL) was added and the solution was concentrated. This procedure was repeated three times and the resulting solid was triturated in EtOAc. The remaining solids were collected via filtration to give 40 mg (78%)
15 of the title compound: (data for free base) ¹H NMR (CD₃OD, 400 MHz) δ 8.55 (br s, 1H), 8.50 (br s, 1H), 8.33 (br s, 1H), 7.83-7.81 (m, 2H), 7.60-7.53 (m, 3H), 5.12 (br s, 1H), 4.06-4.04 (m, 1H), 3.70-3.59 (m, 5H), 3.54-3.51 (m, 2H), 2.51-2.47 (m, 1H), 2.26-2.23 (m, 1H); APCI MS m/z 266.2 (M + 1).

Example 3

4-Pyridin-2-yl-1,4-diaza-bicyclo[3.2.1]octane dihydrochloride

20 The title compound was prepared by the methods described in Example 1E starting with 2-bromopyridine: (data for free base) ¹H NMR (CDCl₃, 400 MHz) δ 8.14 (dd, 1H, J = 5.0, 1.7 Hz), 7.44-7.40 (m, 1H), 6.56 (dd, 1H, J = 7.0, 5.0 Hz), 7.51 (d, 1H, J = 8.7 Hz), 4.94 (dd, 1H, J = 5.8, 3.3 Hz), 3.51-3.47 (m, 1H), 3.07-2.90 (m, 5H), 2.79-2.75 (m, 1H), 2.62-2.58 (m,
25 1H), 1.91-1.84 (m, 1H), 1.76-1.71 (m, 1H); ¹³C (CDCl₃, 100 MHz) δ 159.1, 148.2, 137.6, 113.3, 107.4, 60.0, 53.8, 53.2, 50.8, 40.0, 31.1; APCI MS m/z 190.2 (M + 1).

Example 4

4-Pyridin-3-yl-1,4-diaza-bicyclo[3.2.1]octane dihydrochloride

The title compound was prepared by the methods described in Example 1E starting
30 with 3-bromopyridine: (data for free base) ¹³C NMR (CDCl₃, 100 MHz) δ 146.2, 140.3, 138.5, 123.7, 122.2, 60.0, 57.1, 53.0, 50.8, 41.9, 29.4; APCI MS m/z 190.2 (M + 1).

Example 5

4-Pyridin-4-yl-1,4-diaza-bicyclo[3.2.1]octane dihydrochloride

The title compound was prepared by the methods described in Example 1E starting
35 with 4-bromopyridine: (data for free base) ¹³C NMR (CDCl₃, 100 MHz) δ 153.2, 150.3, 108.5, 59.7, 55.0, 53.0, 50.8, 40.6, 30.8; APCI MS m/z 190.2 (M + 1).

-46-

Example 64-(5-Bromo-pyridin-2-yl)-1,4-diaza-bicyclo[3.2.1]octane dihydrochloride

The title compound was prepared by the methods described in Example 1E starting with 2,5-dibromopyridine: (data for free base) ^{13}C NMR (CDCl_3 , 100 MHz) δ 157.3, 148.7, 139.9, 108.7, 107.6, 59.8, 53.8, 53.1, 50.8, 40.0, 31.2; APCI MS m/z 270.1, 268.1 (M + 1).

Example 74-(5-Phenyl-pyridazin-3-yl)-1,4-diaza-bicyclo[3.2.1]octane dihydrochloride

The title compound was prepared by the methods described in Example 1E starting with 3-chloro-5-phenylpyridazine (Rival, Y.; Hoffmann, R.; Didier, B.; Rybaltchenko, V.; Bourguignon, J.-J.; Wermuth, C.G. *J. Med. Chem.* **1998**, *41*, 311): (data for free base) ^{13}C NMR (CDCl_3 , 100 MHz) δ 160.0, 142.5, 140.0, 136.2, 129.8, 129.5, 127.3, 109.6, 59.9, 54.0, 53.2, 50.8, 39.8, 31.5; APCI MS m/z 267.2 (M + 1).

Example 84-(6-Phenyl-pyridazin-3-yl)-1,4-diaza-bicyclo[3.2.1]octane dihydrochloride

The title compound was prepared by the methods described in Example 1E starting with 3-chloro-6-phenylpyridazine: (data for free base) ^1H NMR (CDCl_3 , 400 MHz) δ 8.00 (d, 2H, J = 7.1 Hz), 7.66 (d, 1H, J = 9.5 Hz), 7.49-7.40 (m, 4H), 6.94 (d, 1H, J = 9.5 Hz), 5.11 (dd, 1H, J = 5.4, 3.3 Hz), 3.80 (dd, 1H, J = 12.9, 5.4 Hz), 3.28-3.04 (m, 5H), 2.94-2.91 (m, 1H), 2.77-2.74 (m, 1H), 2.09-2.01 (m, 1H), 1.94-1.89 (m, 1H); APCI MS m/z 267.1 (M + 1).

Example 94-Pyrazin-2-yl-1,4-diaza-bicyclo[3.2.1]octane dihydrochloride

The title compound was prepared by the methods described in Example 1E starting with 2-chloropyrazine: (data for free base) ^{13}C NMR (CDCl_3 , 100 MHz) δ 142.0, 133.1, 131.4, 59.8, 53.2, 53.0, 50.7, 39.4, 31.4; APCI MS m/z 191.1 (M + 1).

Example 104-Pyrimidin-5-yl-1,4-diaza-bicyclo[3.2.1]octane dihydrochloride

The title compound was prepared by the methods described in Example 1E starting with 5-bromopyrimidine: (data for free base) ^{13}C NMR (CDCl_3 , 100 MHz) δ 149.5, 143.7, 59.8, 56.3, 52.8, 50.7, 41.2, 29.8; APCI MS m/z 191.1 (M + 1).

Example 114-(5-Chloro-pyridin-3-yl)-1,4-diaza-bicyclo[3.2.1]octane dihydrochloride

The title compound was prepared by the methods described in Example 1E starting with 3,5-dichloropyridine: (data for free base) ^{13}C NMR (CDCl_3 , 100 MHz) δ 146.8, 138.3, 136.0, 132.3, 121.4, 59.9, 57.0, 52.9, 50.8, 41.8, 29.9; APCI MS m/z 224.1 (M + 1).

Example 124-[5-(3-Trifluoromethyl-phenyl)-pyridin-3-yl]-1,4-diaza-bicyclo[3.2.1]octane dihydrochlorideA) 3-Bromo-5-(3-trifluoromethyl-phenyl)-pyridine

5 A mixture of 3,5-dibromopyridine (1.2 g, 5 mmol), 3-trifluoromethylphenyl boronic acid (0.95 g, 5 mmol), tetrakis(triphenylphosphine)palladium (0) (0.23 g, 0.2 mmol), and sodium carbonate (1.1 g, 10 mmol) in EtOH (10 mL) and water (1 mL) were heated in an oil bath at 70 °C for 3 days. The mixture was cooled to RT and diluted with EtOAc (20 mL) and water (10 mL). The layers were partitioned and the organic layer was dried (Na₂SO₄), filtered and
10 concentrated. Purification by chromatography (eluting with 10:1 hexanes/EtOAc) resulted in 0.4 g (26%) of the title compound: ¹H NMR (CDCl₃, 400 MHz) δ 8.76 (d, 1H, J = 2.1 Hz), 8.71 (d, 1H, J = 2.1 Hz), 8.06 (dd, 1H, J = 2.1, 2.1 Hz), 7.80 (s, 1H), 7.74-7.61 (m, 3H); APCI MS *m/z* 304.0, 302.0 (M + 1).

B) 4-[5-(3-Trifluoromethyl-phenyl)-pyridin-3-yl]-1,4-diaza-bicyclo[3.2.1]octane15 dihydrochloride

The title compound was prepared by the methods described in Example 1E starting with 3,5-dichloropyridine: (data for free base) ¹³C NMR (CDCl₃, 100 MHz) δ 146.2, 139.6, 138.7, 137.9, 135.6, 130.8, 129.7, 124.9, 124.8, 124.3, 124.2, 120.6, 60.1, 57.2, 53.1, 50.8, 42.0, 29.7; APCI MS *m/z* 344.1 (M + 1).

20

Example 134-(3-Bromo-phenyl)-1,4-diaza-bicyclo[3.2.1]octane dihydrochloride

The title compound was prepared by the methods described in Example 1E starting with 1,3-dibromobenzene: (data for free base) ¹³C NMR (CDCl₃, 100 MHz) δ 151.7, 130.6, 123.6, 121.9, 118.6, 114.3, 60.1, 57.5, 53.1, 50.9, 42.2, 29.6; APCI MS *m/z* 269.0, 267.0 (M +
25 1).

Example 145-(1,4-Diaza-bicyclo[3.2.1]oct-4-yl)-nicotinonitrile dihydrochloride

The title compound was prepared by the methods described in Example 1E starting with 3-bromo-5-cyanopyridine: (data for free base) ¹³C NMR (CDCl₃, 100 MHz) δ 145.4,
30 141.5, 141.4, 123.3, 117.4, 109.9, 59.8, 56.6, 52.8, 50.7, 41.5, 30.1; APCI MS *m/z* 215.1 (M + 1).

Example 154-(5-Trifluoromethyl-pyridin-3-yl)-1,4-diaza-bicyclo[3.2.1]octane dihydrochloride

The title compound was prepared by the methods described in Example 1E starting
35 with 3-chloro-5-trifluoromethylpyridine: (data for free base) ¹³C NMR (CDCl₃, 100 MHz) δ

145.6, 141.0, 136.0, 135.9, 117.84, 117.81, 59.9, 56.9, 52.9, 50.7, 41.6, 29.9; APCI MS *m/z* 258.1 (M + 1).

Example 16

4-[5-(2-Trifluoromethyl-phenyl)-pyridin-3-yl]-1,4-diaza-

5 bicyclo[3.2.1]octane dihydrochloride

A) 3-Bromo-5-(2-trifluoromethyl-phenyl)-pyridine

The title compound was prepared by the methods described in Example 12A starting with 2-trifluoromethylphenylboronic acid: ¹H NMR (CDCl₃, 400 MHz) δ 8.70 (d, 1H, J = 2.1 Hz), 8.49 (d, 1H, J = 1.7 Hz), 7.82-7.77 (m, 2H), 7.63-7.53 (m, 2H), 7.30 (d, 1H, J = 7.5 Hz);

10 APCI MS *m/z* 304.0, 302.0 (M + 1).

B) 4-[5-(2-Trifluoromethyl-phenyl)-pyridin-3-yl]-1,4-diaza- bicyclo[3.2.1]octane dihydrochloride

The title compound was prepared by the methods described in Example 1E starting with 3-bromo-5-(2-trifluoromethyl-phenyl)-pyridine: (data for free base) ¹³C NMR (CDCl₃, 100
15 MHz) δ 145.2, 139.9, 138.1, 137.7, 135.6, 132.2, 131.8, 129.0, 128.3, 126.5, 125.5, 122.9, 59.9, 57.1, 53.0, 50.8, 41.9, 29.4; APCI MS *m/z* 334.2 (M + 1).

Example 17

4-[5-(4-Trifluoromethyl-phenyl)-pyridin-3-yl]-1,4-diaza-bicyclo[3.2.1]octane dihydrochloride

20 A) 3-Bromo-5-(4-trifluoromethyl-phenyl)-pyridine

The title compound was prepared by the methods described in Example 12A starting with 4-trifluoromethylphenylboronic acid: ¹H NMR (CDCl₃, 400 MHz) δ 8.76 (d, 1H, J = 1.7 Hz), 8.71 (d, 1H, J = 2.1 Hz), 8.04 (t, 1H, J = 2.1 Hz), 7.75 (d, 2H, J = 8.3 Hz), 7.67 (d, 2H, J = 7.9 Hz); APCI MS *m/z* 304.0, 302.0 (M + 1).

25 B) 4-[5-(4-Trifluoromethyl-phenyl)-pyridin-3-yl]-1,4-diaza-
bicyclo[3.2.1]octane dihydrochloride

The title compound was prepared by the methods described in Example 1E starting with 3-bromo-5-(4-trifluoromethyl-phenyl)-pyridine: (data for free base) ¹³C NMR (CDCl₃, 100
30 MHz) δ 146.2, 142.1, 138.7, 138.0, 135.6, 127.8, 126.13, 126.09, 120.7, 60.0, 57.2, 53.0, 50.8, 41.9, 29.6; APCI MS *m/z* 334.2 (M + 1).

Example 18

4-[5-(2-Fluoro-phenyl)-pyridin-3-yl]-1,4-diaza-bicyclo[3.2.1]octane dihydrochloride

A) 3-Bromo-5-(2-fluoro-phenyl)-pyridine

The title compound was prepared by the methods described in Example 12A starting
35 with 2-fluorophenylboronic acid: ¹H NMR (CDCl₃, 400 MHz) δ 8.73 (d, 1H, J = 1.7 Hz), 8.67

-49-

(d, 1H, J = 2.1 Hz), 7.99 (t, 1H, J = 2.1 Hz), 7.48-7.42 (m, 1H), 7.34-7.23 (m, 2H), 7.15-7.10 (m, 1H); APCI MS *m/z* 252.0, 254.0 (M + 1).

B) 4-[5-(2-Fluoro-phenyl)-pyridin-3-yl]-1,4-diaza-bicyclo[3.2.1]octane dihydrochloride

The title compound was prepared by the methods described in Example 1E starting
5 with 3-bromo-5-(2-fluoro-phenyl)-pyridine: (data for free base) ¹³C NMR (CDCl₃, 100 MHz) δ 164.8, 162.1, 146.2, 141.1, 138.7, 137.7, 135.8, 130.8, 130.7, 123.2, 120.6, 115.1, 114.9, 114.5, 114.3, 60.0, 57.2, 53.0, 50.8, 42.0, 29.6; APCI MS *m/z* 284.3 (M + 1).

Example 19

4-[5-(4-Fluoro-phenyl)-pyridin-3-yl]-1,4-diaza-bicyclo[3.2.1]octane dihydrochloride

10 A) 3-Bromo-5-(4-fluoro-phenyl)-pyridine

The title compound was prepared by the methods described in Example 12A starting
with 4-fluorophenylboronic acid: ¹H NMR (CDCl₃, 400 MHz) δ 8.70 (d, 1H, J = 1.7 Hz), 8.64 (d, 1H, J = 2.5 Hz), 7.97 (t, 1H, J = 2.1 Hz), 7.54-7.46 (m, 2H), 7.20-7.14 (m, 2H); APCI MS
m/z 252.0, 254.0 (M + 1).

15 B) 4-[5-(4-Fluoro-phenyl)-pyridin-3-yl]-1,4-diaza-bicyclo[3.2.1]octane dihydrochloride

The title compound was prepared by the methods described in Example 1E starting
with 3-bromo-5-(4-fluoro-phenyl)-pyridine: (data for free base) ¹³C NMR (CDCl₃, 100 MHz) δ 164.2, 161.9, 146.1, 138.8, 137.2, 136.1, 134.6, 129.2, 129.1, 120.6, 116.2, 116.0, 60.1, 57.3, 53.0, 50.8, 42.0, 29.6; APCI MS *m/z* 284.3 (M + 1).

20 Example 20

3-(1,4-Diaza-bicyclo[3.2.1]oct-4-yl)-quinoline dihydrochloride

The title compound was prepared by the methods described in Example 1E starting
with 3-bromoquinoline: (data for free base) ¹³C NMR (CDCl₃, 100 MHz) δ 145.0, 143.9, 142.8, 129.1, 129.0, 127.2, 126.7, 126.4, 116.7, 60.2, 58.1, 53.0, 50.9, 42.3, 29.0; APCI MS
25 *m/z* 240.2 (M + 1).

Example 21

4-(3-Trifluoromethyl-pyridin-2-yl)-1,4-diaza-bicyclo[3.2.1]octane dihydrochloride

The title compound was prepared by the methods described in Example 1E starting
with 2-bromo-3-trifluoromethyl-pyridine: (data for free base) ¹³C NMR (CDCl₃, 100 MHz) δ
30 158.0, 150.8, 137.82, 137.77, 125.8, 123.0, 115.8, 60.3, 60.0, 53.5, 51.1, 42.9, 30.1; APCI
MS *m/z* 258.2 (M + 1).

Example 22

4-(6-Methoxy-pyridin-2-yl)-1,4-diaza-bicyclo[3.2.1]octane dihydrochloride

The title compound was prepared by the methods described in Example 1E starting
35 with 2-bromo-6-methoxy-pyridine: (data for free base) ¹³C NMR (CDCl₃, 100 MHz) δ 163.2, 157.8, 140.3, 98.6, 98.2, 59.9, 53.8, 53.3, 53.2, 50.7, 40.1, 31.0; APCI MS *m/z* 220.2 (M + 1).

Example 234-[5-(2-Methoxy-phenyl)-pyridin-3-yl]-1,4-diaza-bicyclo[3.2.1]octane dihydrochlorideA) 3-Bromo-5-(2-methoxy-phenyl)-pyridine

The title compound was prepared by the methods described in Example 12A starting
5 with 2-methoxyphenylboronic acid: ^1H NMR (CDCl_3 , 400 MHz) δ 8.68 (d, 1H, J = 1.7 Hz), 8.60 (d, 1H, J = 2.5 Hz), 8.02 (t, 1H, J = 2.1 Hz), 7.41-7.37 (m, 1H), 7.31-7.28 (m, 1H), 7.07-6.99 (m, 2H), 3.83 (s, 3H); APCI MS m/z 266.1, 264.1 (M + 1).

B) 4-[5-(2-Methoxy-phenyl)-pyridin-3-yl]-1,4-diaza-bicyclo[3.2.1]octane dihydrochloride

10 The title compound was prepared by the methods described in Example 1E starting with 3-bromo-5-(2-methoxy-phenyl)-pyridine: (data for free base) ^{13}C NMR (CDCl_3 , 100 MHz) δ 156.8, 145.6, 141.2, 136.8, 134.3, 130.9, 129.6, 127.8, 123.7, 121.2, 111.5, 60.1, 57.3, 55.8, 53.1, 50.9, 42.1, 29.4; APCI MS m/z 296.2 (M + 1).

Example 2415 4-[5-(3-Methoxy-phenyl)-pyridin-3-yl]-1,4-diaza-bicyclo[3.2.1]octane dihydrochlorideA) 3-Bromo-5-(3-methoxy-phenyl)-pyridine

The title compound was prepared by the methods described in Example 12A starting
with 3-methoxyphenylboronic acid: ^1H NMR (CDCl_3 , 400 MHz) δ 8.74 (d, 1H, J = 1.7 Hz), 8.68 (d, 1H, J = 2.1 Hz), 8.01 (t, 1H, J = 2.1 Hz), 7.39 (t, 1H, J = 7.9 Hz), 7.14-7.13 (m, 1H), 7.12-
20 7.11 (m, 1H), 7.06-6.95 (m, 1H), 3.86 (s, 3H); APCI MS m/z 266.1, 264.1 (M + 1).

B) 4-[5-(3-Methoxy-phenyl)-pyridin-3-yl]-1,4-diaza-bicyclo[3.2.1]octane dihydrochloride

The title compound was prepared by the methods described in Example 1E starting
with 3-bromo-5-(2-methoxy-phenyl)-pyridine: (data for free base) ^{13}C NMR (CDCl_3 , 100 MHz)
25 δ 160.2, 146.1, 140.3, 139.1, 137.4, 137.0, 130.2, 120.9, 120.0, 113.4, 60.1, 57.3, 55.6, 53.0, 50.8, 42.0, 29.5; APCI MS m/z 296.2 (M + 1).

Example 254-(5-o-Tolyl-pyridin-3-yl)-1,4-diaza-bicyclo[3.2.1]octane dihydrochlorideA) 3-Bromo-5-o-tolyl-pyridine

30 The title compound was prepared by the methods described in Example 12A starting with o-tolyl-boronic acid: ^1H NMR (CDCl_3 , 400 MHz) δ 8.66 (d, 1H, J = 2.1 Hz), 8.51 (d, 1H, J = 1.7 Hz), 7.82 (t, 1H, J = 2.1 Hz), 7.35-7.26 (m, 3H), 7.20-7.18 (m, 1H), 2.28 (s, 3H); APCI MS m/z 250.1, 248.1 (M + 1).

B) 4-(5-o-Tolyl-pyridin-3-yl)-1,4-diaza-bicyclo[3.2.1]octane dihydrochloride

35 The title compound was prepared by the methods described in Example 1E starting with 3-bromo-5-o-tolyl-pyridine: (data for free base) ^{13}C NMR (CDCl_3 , 100 MHz) δ 145.7,

140.5, 138.8, 137.6, 136.9, 135.9, 130.7, 130.0, 128.2, 126.2, 123.0, 60.1, 57.2, 53.1, 50.8, 42.1, 29.5, 20.6; APCI MS *m/z* 280.3 (M + 1).

Example 26

5-(1,4-Diaza-bicyclo[3.2.1]oct-4-yl)-nicotinic acid ethyl ester dihydrochloride

5 The title compound was prepared by the methods described in Example 1E starting with 5-bromo-nicotinic acid ethyl ester: (data for free base) ¹³C NMR (CDCl₃, 100 MHz) δ 166.2, 145.8, 141.8, 140.9, 126.4, 122.4, 61.6, 60.0, 57.1, 53.0, 50.8, 41.8, 29.7, 14.5; APCI MS *m/z* 262.2 (M + 1).

Example 27

4-(5-Chloro-pyridin-2-yl)-1,4-diaza-bicyclo[3.2.1]octane dihydrochloride

10 The title compound was prepared by the methods described in Example 1E starting with 2,5-dichloropyridine: (data for free base) ¹³C NMR (CDCl₃, 100 MHz) δ 146.5, 137.4, 108.1, 59.8, 54.0, 53.0, 50.7, 40.1, 31.0; APCI MS *m/z* 224.1 (M + 1).

Example 28

4-(6-Methyl-pyridin-3-yl)-1,4-diaza-bicyclo[3.2.1]octane dihydrochloride

15 The title compound was prepared by the methods described in Example 1E starting with 2-methyl-5-bromopyridine: (data for free base) ¹³C NMR (CDCl₃, 100 MHz) δ 137.9, 123.8, 123.3, 60.0, 57.7, 52.9, 50.8, 42.1, 28.8, 23.5; APCI MS *m/z* 204.2 (M + 1).

Example 29

4-[5-(3-Trifluoromethyl-phenyl)-pyridin-2-yl]-1,4-diaza-bicyclo[3.2.1]octane dihydrochloride

20 The title compound was prepared by the methods described in Example 2 starting with 3-trifluoromethylphenylboronic acid: (data for the free base) ¹³C NMR (CDCl₃, 100 MHz) δ 158.1, 146.6, 139.5, 136.3, 132.2, 129.6, 129.5, 125.2, 123.6, 123.0, 107.2, 59.8, 54.0, 53.0, 50.7, 39.9, 31.1; APCI MS *m/z* 334.2 (M + 1).

Example 30

4-[5-(4-Chloro-phenyl)-pyridin-2-yl]-1,4-diaza-bicyclo[3.2.1]octane dihydrochloride

25 The title compound was prepared by the methods described in Example 2 starting with 4-chlorophenylboronic acid: (data for the free base) ¹³C NMR (CDCl₃, 100 MHz) δ 146.3, 137.2, 136.2, 133.1, 132.2, 129.3, 129.0, 127.6, 125.2, 107.2, 59.8, 54.0, 53.0, 50.7, 40.0,
30 31.1; APCI MS *m/z* 300.2 (M + 1).

Example 31

4-(5-o-Tolyl-pyridin-2-yl)-1,4-diaza-bicyclo[3.2.1]octane dihydrochloride

The title compound was prepared by the methods described in Example 2 starting with 2-methylphenylboronic acid: (data for the free base) ¹³C NMR (CDCl₃, 100 MHz) δ 157.7,

148.1, 138.8, 138.6, 136.0, 130.7, 130.1, 127.5, 127.1, 126.2, 106.6, 59.9, 53.9, 53.2, 50.8, 40.1, 31.1, 20.8; APCI MS *m/z* 280.3 (M + 1).

Example 32

4-[5-(3-Chloro-phenyl)-pyridin-2-yl]-1,4-diaza-bicyclo[3.2.1]octane dihydrochloride

5 The title compound was prepared by the methods described in Example 2 starting with 3-chlorophenylboronic acid: (data for the free base) ^{13}C NMR (CDCl_3 , 100 MHz) δ 158.2, 146.4, 140.4, 136.3, 135.0, 130.4, 126.9, 126.4, 125.0, 124.4, 107.2, 59.8, 53.8, 53.0, 50.7, 39.9, 31.1; APCI MS *m/z* 300.2 (M + 1).

Example 33

4-[5-(3-Fluoro-phenyl)-pyridin-2-yl]-1,4-diaza-bicyclo[3.2.1]octane dihydrochloride

10 The title compound was prepared by the methods described in Example 2 starting with 3-fluorophenylboronic acid: (data for the free base) ^{13}C NMR (CDCl_3 , 100 MHz) δ 164.7, 158.3, 146.4, 140.84, 140.77, 136.2, 130.64, 130.56, 125.0, 121.9, 113.8, 113.6, 113.2, 113.0, 107.1, 59.8, 53.8, 53.1, 50.7, 40.0, 31.2; APCI MS *m/z* 284.2 (M + 1).

Example 34

4-[5-(4-Chloro-phenyl)-pyridin-3-yl]-1,4-diaza-bicyclo[3.2.1]octane dihydrochloride

A) 3-Bromo-5-(4-chloro-phenyl)-pyridine

The title compound was prepared by the methods described in Example 12A starting with 4-chlorophenylboronic acid: ^1H NMR (CDCl_3 , 400 MHz) δ 8.72 (d, 1H, J = 2.1 Hz), 8.66 (d, 1H, J = 2.1 Hz), 8.00 (t, 1H, J = 2.1 Hz), 7.51-7.44 (m, 4H); APCI MS *m/z* 270.0, 268.0 (M + 1).

B) 4-[5-(4-Chloro-phenyl)-pyridin-3-yl]-1,4-diaza-bicyclo[3.2.1]octane dihydrochloride

The title compound was prepared by the methods described in Example 1E starting with 3-bromo-5-(4-chloro-phenyl)-pyridine: (data for free base) ^{13}C NMR (CDCl_3 , 100 MHz) δ 146.0, 138.8, 137.5, 137.1, 135.8, 134.4, 129.4, 128.7, 120.6, 60.0, 57.3, 53.0, 50.8, 41.9, 29.5; APCI MS *m/z* 300.2 (M + 1).

Example 35

4-[5-(2,4-Dichloro-phenyl)-pyridin-3-yl]-1,4-diaza-bicyclo[3.2.1]octane dihydrochloride

A) 3-Bromo-5-(2,4-dichloro-phenyl)-pyridine

30 The title compound was prepared by the methods described in Example 12A starting with 2,4-dichlorophenylboronic acid: ^1H NMR (CDCl_3 , 400 MHz) δ 8.70, (d, 1H, J = 2.5 Hz), 8.57 (d, 1H, J = 1.7 Hz), 7.92 (t, 1H, J = 2.1 Hz), 7.53 (d, 1H, J = 2.1 Hz), 7.35 (dd, 1H, J = 8.3, 2.1 Hz), 7.26 (d, 1H, J = 8.3 Hz); APCI MS *m/z* 308.0, 306.0, 304.0, 302.0 (M + 1).

B) 4-[5-(2,4-Dichloro-phenyl)-pyridin-3-yl]-1,4-diaza-bicyclo[3.2.1]octane dihydrochloride

The title compound was prepared by the methods described in Example 1E starting with 3-bromo-5-(2,4-dichloro-phenyl)-pyridine: (data for free base) ^{13}C NMR (CDCl_3 , 100 MHz) δ 145.3, 140.4, 137.8, 136.2, 135.0, 134.2, 133.8, 132.2, 130.2, 127.6, 123.2, 59.9, 57.2, 52.9, 50.7, 41.9, 29.4; APCI MS m/z 336.2, 334.1 (M + 1).

Example 36

4-[5-(3-Chloro-phenyl)-pyridin-3-yl]-1,4-diaza-bicyclo[3.2.1]octane dihydrochloride

A) 3-Bromo-5-(3-chloro-phenyl)-pyridine

The title compound was prepared by the methods described in Example 12A starting with 3-chlorophenylboronic acid: ^1H NMR (CDCl_3 , 400 MHz) δ 8.73, (d, 1H, J = 2.1 Hz), 8.68 (d, 1H, J = 2.5 Hz), 8.00 (t, 1H, J = 2.1 Hz), 7.54 (t, 1H, J = 1.7 Hz), 7.45-7.41 (m, 3H); APCI MS m/z 270.0, 268.0 (M + 1).

B) 4-[5-(3-Chloro-phenyl)-pyridin-3-yl]-1,4-diaza-bicyclo[3.2.1]octane dihydrochloride

The title compound was prepared by the methods described in Example 1E starting with 3-bromo-5-(3-chloro-phenyl)-pyridine: (data for free base) ^{13}C NMR (CDCl_3 , 100 MHz) δ 146.1, 140.5, 138.8, 137.7, 135.7, 135.1, 130.4, 128.3, 127.6, 125.7, 120.7, 60.0, 57.3, 52.9, 50.8, 41.9, 29.5; APCI MS m/z 302.2, 300.2 (M + 1).

Example 37

4-[5-(p-Tolyl-pyridin-3-yl)-1,4-diaza-bicyclo[3.2.1]octane dihydrochloride

A) 3-Bromo-5-(p-tolyl)-pyridine

The title compound was prepared by the methods described in Example 12A starting with p-tolylboronic acid: ^1H NMR (CDCl_3 , 400 MHz) δ 8.72 (d, 1H, J = 2.1 Hz), 8.60 (d, 1H, J = 2.1 Hz), 7.96 (t, 1H, J = 2.1 Hz), 7.42 (d, 2H, J = 8.3 Hz), 7.26 (d, 2H, J = 7.9 Hz), 2.39 (s, 3H); APCI MS m/z 250.1, 248.1 (M + 1).

B) 4-[5-(p-Tolyl-pyridin-3-yl)-1,4-diaza-bicyclo[3.2.1]octane dihydrochloride

The title compound was prepared by the methods described in Example 1E starting with 3-bromo-5-(p-tolyl)-pyridine: (data for free base) ^{13}C NMR (CDCl_3 , 100 MHz) δ 146.1, 139.0, 138.1, 137.0, 136.9, 135.7, 129.9, 127.3, 120.7, 60.1, 57.3, 53.1, 50.8, 42.0, 29.5, 21.4; APCI MS m/z 280.3 (M + 1).

Example 38

4-[5-(4-Methoxy-phenyl)-pyridin-3-yl]-1,4-diaza-bicyclo[3.2.1]octane dihydrochloride

A) 3-Bromo-5-(4-methoxy-phenyl)-pyridine

The title compound was prepared by the methods described in Example 12A starting with 4-methoxyphenylboronic acid: ^1H NMR (CDCl_3 , 400 MHz) δ 8.72 (d, 1H, J = 2.1 Hz), 8.60

-54-

(d, 1H, J = 2.1 Hz), 8.00 (t, 1H, J = 2.1 Hz), 7.50 (d, 2H, J = 8.7 Hz), 7.01 (d, 2H, J = 8.7 Hz), 3.86 (s, 3H); APCI MS *m/z* 266.1, 264.1 (M + 1).

B) 4-[5-(4-Methoxy-phenyl)-pyridin-3-yl]-1,4-diaza-bicyclo[3.2.1]octane dihydrochloride

5 The title compound was prepared by the methods described in Example 1E starting with 3-bromo-5-(4-methoxy-phenyl)-pyridine: (data for free base) ¹³C NMR (CDCl₃, 100 MHz) δ 159.9, 146.1, 138.9, 136.8, 136.6, 131.0, 128.5, 120.5, 114.6, 60.1, 57.3, 55.6, 53.0, 50.8, 42.0, 29.5; APCI MS *m/z* 296.3 (M + 1).

Example 39

10 4-(5-Methoxy-pyridin-3-yl)-1,4-diaza-bicyclo[3.2.1]octane dihydrochloride

The title compound was prepared by the methods described in Example 1E starting with 3-bromo-5-methoxypyridine: (data for free base) ¹³C NMR (CDCl₃, 100 MHz) δ 156.4, 147.0, 131.5, 127.1, 108.3, 59.9, 57.4, 55.8, 52.9, 50.7, 41.9, 29.4; APCI MS *m/z* 220.3 (M + 1).

15 Example 40

5-(1,4-Diaza-bicyclo[3.2.1]oct-4-yl)-[3,4']bipyridinyl dihydrochloride

A) 5-Bromo-[3,4']bipyridinyl

20 The title compound was prepared by the methods described in Example 12A starting with pyridine-4-boronic acid: ¹H NMR (CDCl₃, 400 MHz) δ 8.80 (d, 1H, J = 2.1 Hz), 8.75-8.73 (m, 3H), 8.07 (t, 1H, J = 2.1 Hz), 7.52-7.50 (m, 2H), 2.71 (br s, 1H); APCI MS *m/z* 237.1, 235.1 (M + 1).

B) 5-(1,4-Diaza-bicyclo[3.2.1]oct-4-yl)-[3,4']bipyridinyl dihydrochloride

25 The title compound was prepared by the methods described in Example 1E starting with 5-bromo-[3,4']bipyridinyl: (data for free base) ¹³C NMR (CDCl₃, 100 MHz) δ 150.6, 146.2, 146.1, 138.7, 138.4, 134.1, 122.0, 120.2, 60.0, 57.2, 52.9, 50.8, 41.8, 29.6; APCI MS *m/z* 267.3 (M + 1).

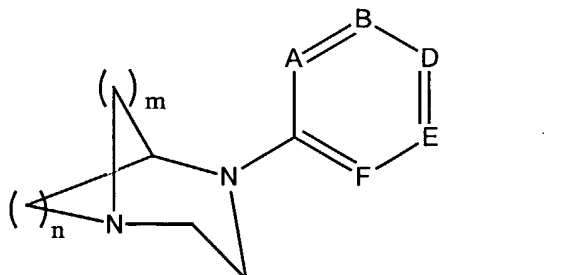
Example 41

4-(2-Methyl-5-trifluoromethyl-pyridin-3-yl)-1,4-diaza-bicyclo[3.2.1]octane dihydrochloride

30 The title compound was prepared by the methods described in Example 1E starting with 3-chloro-2-methyl-5-trifluoromethyl-pyridine: (data for free base) ¹³C NMR (CDCl₃, 100 MHz) δ 158.0, 146.2, 139.0, 138.9, 125.3, 124.7, 124.4, 122.1, 122.0, 60.7, 59.8, 53.1, 51.1, 43.2, 28.0, 22.5; APCI MS *m/z* 272.3 (M + 1).

What is Claimed is:

1. A compound of formula I



wherein:

- 5 A = CR¹ or N,
 B = CR² or N,
 D = CR³ or N,
 E = CR⁴ or N and
 F = CR⁵ or N;

- 10 and the maximum number of nitrogen atoms amongst A, B, D, E, and F is two;
 where m = 1-3 and n = 1-3
 and excluding all compounds where m = n = 2;

- where each R¹, R², R³, R⁴ and R⁵ is independently selected from F, Cl, Br, I, nitro, cyano, CF₃, -NR⁶R⁷, -NR⁶C(=O)R⁷, -NR⁶C(=O)NR⁷R⁸, -NR⁶C(=O)OR⁷, -NR⁶S(=O)₂R⁷,
 15 -NR⁶S(=O)₂NR⁷R⁸, -OR⁶, -OC(=O)R⁶, -OC(=O)OR⁶, -OC(=O)NR⁶R⁷, -OC(=O)SR⁶,
 -C(=O)OR⁶, -C(=O)R⁶, -C(=O)NR⁶R⁷, -SR⁶, -S(=O)R⁶, -S(=O)₂R⁶, -S(=O)₂NR⁶R⁷, and a substituent from the definition of R⁶;

- each R⁶, R⁷, and R⁸ is independently selected from H, straight chain or branched (C₁-C₈)alkyl, straight chain or branched (C₂-C₈)alkenyl, straight chain or branched
 20 (C₂-C₈)alkynyl, (C₃-C₈)cycloalkyl, (C₄-C₈)cycloalkenyl, 3-8 membered heterocycloalkyl, (C₅-C₁₁)bicycloalkyl, (C₇-C₁₁)bicycloalkenyl, 5-11 membered heterobicycloalkyl, 5-11 membered heterobicycloalkenyl, (C₆-C₁₁) aryl, and 5-12 membered heteroaryl; wherein each R⁶, R⁷, and R⁸ is optionally substituted with from one to six substituents, independently selected from F, Cl, Br, I, nitro, cyano, CF₃, -NR⁹R¹⁰, -NR⁹C(=O)R¹⁰, -NR⁹C(=O)NR¹⁰R¹¹,
 25 -NR⁹C(=O)OR¹⁰, -NR⁹S(=O)₂R¹⁰, -NR⁹S(=O)₂NR¹⁰R¹¹, -OR⁹, -OC(=O)R⁹, -OC(=O)OR⁹,
 -OC(=O)NR⁹R¹⁰, -OC(=O)SR⁹, -C(=O)OR⁹, -C(=O)R⁹, -C(=O)NR⁹R¹⁰, -SR⁹, -S(=O)R⁹,
 -S(=O)₂R⁹, -S(=O)₂NR⁹R¹⁰ and R⁹;

- or R¹ and R², or R² and R³, or R³ and R⁴, or R⁴ and R⁵, may form another 6-membered aromatic or heteroaromatic ring sharing A and B, or B and D, or D and E, or E
 30 and F, respectively, and may be optionally substituted with from one to four substituents independently selected from the group of radicals set forth in the definition of R⁶, R⁷ and R⁸ above;

each R⁹, R¹⁰ and R¹¹ is independently selected from H, straight chain or branched (C₁-C₈)alkyl, straight chain or branched (C₂-C₈)alkenyl, straight chain or branched (C₂-C₈)alkynyl, (C₃-C₈)cycloalkyl, (C₄-C₈)cycloalkenyl, 3-8 membered heterocycloalkyl, (C₅-C₁₁)bicycloalkyl, (C₇-C₁₁)bicycloalkenyl, 5-11 membered heterobicycloalkyl, (5-11 membered) heterobicycloalkenyl, (C₆-C₁₁) aryl or 5-12 membered heteroaryl; wherein each R⁹, R¹⁰ and R¹¹ is optionally substituted with from one to six substituents independently selected from F, Cl, Br, I, nitro, cyano, CF₃, -NR¹²R¹³, -NR¹²C(=O)R¹³, -NR¹²C(=O)NR¹³R¹⁴, -NR¹²C(=O)OR¹³, -NR¹²S(=O)₂R¹³, -NR¹²S(=O)₂NR¹³R¹⁴, -OR¹², -OC(=O)R¹², -OC(=O)OR¹², -OC(=O)NR¹²R¹³, -OC(=O)SR¹², -C(=O)OR¹², -C(=O)R¹², -C(=O)NR¹²R¹³, -SR¹², -S(=O)R¹², -S(=O)₂R¹², -S(=O)₂NR¹²R¹³ and R¹²;

each R¹², R¹³, and R¹⁴ is independently selected from H, straight chain or branched (C₁-C₈)alkyl, straight chain or branched (C₂-C₈)alkenyl, straight chain or branched (C₂-C₈)alkynyl, (C₃-C₈)cycloalkyl, (C₄-C₈)cycloalkenyl, 3-8 membered heterocycloalkyl, (C₅-C₁₁)bicycloalkyl, (C₇-C₁₁)bicycloalkenyl, 5-11 membered heterobicycloalkyl, 5-11 membered heterobicycloalkenyl, (C₆-C₁₁) aryl and (5-12 membered) heteroaryl;

and all enantiomeric, diastereomeric, and tautomeric isomers and pharmaceutically acceptable salts thereof.

2. A compound according to claim 1 wherein each R¹, R², R³, R⁴ and R⁵ is independently selected from H, halo, (C₁-C₆)alkyl, (C₁-C₆)alkoxy, (C₁-C₆)fluoroalkyl, cyano, (C₁-C₆)alkoxycarbonyl; phenyl substituted or unsubstituted with halo, (C₁-C₆)alkyl, (C₁-C₆)alkoxy, (C₁-C₆)fluoroalkyl; and heteroaryl; or where any one of the R¹ and R², or R² and R³, or R³ and R⁴, or R⁴ and R⁵ pairs located on adjacent carbon atoms join to form an unsaturated (C₄)alkylene bridge.

3. A compound according to claim 1 selected from the group consisting of:

4-(5-Bromo-pyridin-3-yl)-1,4-diaza-bicyclo[3.2.1]octane;

4-(5-Phenyl-pyridin-3-yl)-1,4-diaza-bicyclo[3.2.1]octane;

4-Pyridin-2-yl-1,4-diaza-bicyclo[3.2.1]octane;

4-Pyridin-3-yl-1,4-diaza-bicyclo[3.2.1]octane;

4-Pyridin-4-yl-1,4-diaza-bicyclo[3.2.1]octane;

4-(5-Phenyl-pyridazin-3-yl)-1,4-diaza-bicyclo[3.2.1]octane;

4-(5-Bromo-pyridin-2-yl)-1,4-diaza-bicyclo[3.2.1]octane;

4-(6-Phenyl-pyridazin-3-yl)-1,4-diaza-bicyclo[3.2.1]octane;

4-Pyrazin-2-yl-1,4-diaza-bicyclo[3.2.1]octane;

4-Pyrimidin-5-yl-1,4-diaza-bicyclo[3.2.1]octane;

4-(5-Chloro-pyridin-3-yl)-1,4-diaza-bicyclo[3.2.1]octane;

4-[5-(3-Trifluoromethyl-phenyl)-pyridin-3-yl]-1,4-diaza-bicyclo[3.2.1]octane;

4-(3-Bromo-phenyl)-1,4-diaza-bicyclo[3.2.1]octane;

- 5-(1,4-Diaza-bicyclo[3.2.1]oct-4-yl)-nicotinonitrile;
 4-(5-Trifluoromethyl-pyridin-3-yl)-1,4-diaza-bicyclo[3.2.1]octane;
 4-[5-(2-Trifluoromethyl-phenyl)-pyridin-3-yl]-1,4-diaza-bicyclo[3.2.1]octane;
 4-[5-(4-Trifluoromethyl-phenyl)-pyridin-3-yl]-1,4-diaza-bicyclo[3.2.1]octane;
 5 4-[5-(2-Fluoro-phenyl)-pyridin-3-yl]-1,4-diaza-bicyclo[3.2.1]octane;
 4-[5-(4-Fluoro-phenyl)-pyridin-3-yl]-1,4-diaza-bicyclo[3.2.1]octane;
 3-(1,4-Diaza-bicyclo[3.2.1]oct-4-yl)-quinoline;
 4-(3-Trifluoromethyl-pyridin-2-yl)-1,4-diaza-bicyclo[3.2.1]octane;
 4-(6-Methoxy-pyridin-2-yl)-1,4-diaza-bicyclo[3.2.1]octane;
 10 4-[5-(2-Methoxy-phenyl)-pyridin-3-yl]-1,4-diaza-bicyclo[3.2.1]octane;
 4-[5-(3-Methoxy-phenyl)-pyridin-3-yl]-1,4-diaza-bicyclo[3.2.1]octane;
 4-(5-o-Tolyl-pyridin-3-yl)-1,4-diaza-bicyclo[3.2.1]octane;
 5-(1,4-Diaza-bicyclo[3.2.1]oct-4-yl)-nicotinic acid ethyl ester;
 4-(5-Chloro-pyridin-2-yl)-1,4-diaza-bicyclo[3.2.1]octane;
 15 4-(6-Methyl-pyridin-3-yl)-1,4-diaza-bicyclo[3.2.1]octane;
 4-[5-(3-Trifluoromethyl-phenyl)-pyridin-2-yl]-1,4-diaza-bicyclo[3.2.1]octane;
 4-[5-(4-Chloro-phenyl)-pyridin-2-yl]-1,4-diaza-bicyclo[3.2.1]octane;
 4-(5-o-Tolyl-pyridin-2-yl)-1,4-diaza-bicyclo[3.2.1]octane;
 4-[5-(3-Chloro-phenyl)-pyridin-2-yl]-1,4-diaza-bicyclo[3.2.1]octane;
 20 4-[5-(3-Fluoro-phenyl)-pyridin-2-yl]-1,4-diaza-bicyclo[3.2.1]octane;
 4-[5-(4-Chloro-phenyl)-pyridin-3-yl]-1,4-diaza-bicyclo[3.2.1]octane;
 4-[5-(2,4-Dichloro-phenyl)-pyridin-3-yl]-1,4-diaza-bicyclo[3.2.1]octane;
 4-[5-(3-Chloro-phenyl)-pyridin-3-yl]-1,4-diaza-bicyclo[3.2.1]octane;
 4-(5-p-Tolyl-pyridin-3-yl)-1,4-diaza-bicyclo[3.2.1]octane;
 25 4-[5-(4-Methoxy-phenyl)-pyridin-3-yl]-1,4-diaza-bicyclo[3.2.1]octane;
 4-(5-Methoxy-pyridin-3-yl)-1,4-diaza-bicyclo[3.2.1]octane;
 5-(1,4-Diaza-bicyclo[3.2.1]oct-4-yl)-[3,4']bipyridinyl; and
 4-(2-Methyl-5-trifluoromethyl-pyridin-3-yl)-1,4-diaza-bicyclo[3.2.1]octane.
4. A compound according to claim 1 selected from the group consisting of:
- 30 (+)-4-(5-Bromo-pyridin-3-yl)-1,4-diaza-bicyclo[3.2.1]octane;
 (+)-4-(5-Phenyl-pyridin-3-yl)-1,4-diaza-bicyclo[3.2.1]octane;
 (+)-4-Pyridin-2-yl-1,4-diaza-bicyclo[3.2.1]octane;
 (+)-4-Pyridin-3-yl-1,4-diaza-bicyclo[3.2.1]octane;
 (+)-4-Pyridin-4-yl-1,4-diaza-bicyclo[3.2.1]octane;
 35 (+)-4-(5-Phenyl-pyridazin-3-yl)-1,4-diaza-bicyclo[3.2.1]octane;
 (+)-4-(5-Bromo-pyridin-2-yl)-1,4-diaza-bicyclo[3.2.1]octane;
 (+)-4-(6-Phenyl-pyridazin-3-yl)-1,4-diaza-bicyclo[3.2.1]octane;

- (+)-4-Pyrazin-2-yl-1,4-diaza-bicyclo[3.2.1]octane;
(+)-4-Pyrimidin-5-yl-1,4-diaza-bicyclo[3.2.1]octane;
(+)-4-(5-Chloro-pyridin-3-yl)-1,4-diaza-bicyclo[3.2.1]octane;
(+)-4-[5-(3-Trifluoromethyl-phenyl)-pyridin-3-yl]-1,4-diaza-bicyclo[3.2.1]octane;
5 (+)-4-(3-Bromo-phenyl)-1,4-diaza-bicyclo[3.2.1]octane;
(+)-5-(1,4-Diaza-bicyclo[3.2.1]oct-4-yl)-nicotinonitrile;
(+)-4-(5-Trifluoromethyl-pyridin-3-yl)-1,4-diaza-bicyclo[3.2.1]octane;
(+)-4-[5-(2-Trifluoromethyl-phenyl)-pyridin-3-yl]-1,4-diaza-bicyclo[3.2.1]octane;
(+)-4-[5-(4-Trifluoromethyl-phenyl)-pyridin-3-yl]-1,4-diaza-bicyclo[3.2.1]octane;
10 (+)-4-[5-(2-Fluoro-phenyl)-pyridin-3-yl]-1,4-diaza-bicyclo[3.2.1]octane;
(+)-4-[5-(4-Fluoro-phenyl)-pyridin-3-yl]-1,4-diaza-bicyclo[3.2.1]octane;
(+)-3-(1,4-Diaza-bicyclo[3.2.1]oct-4-yl)-quinoline;
(+)-4-(3-Trifluoromethyl-pyridin-2-yl)-1,4-diaza-bicyclo[3.2.1]octane;
(+)-4-(6-Methoxy-pyridin-2-yl)-1,4-diaza-bicyclo[3.2.1]octane;
15 (+)-4-[5-(2-Methoxy-phenyl)-pyridin-3-yl]-1,4-diaza-bicyclo[3.2.1]octane;
(+)-4-[5-(3-Methoxy-phenyl)-pyridin-3-yl]-1,4-diaza-bicyclo[3.2.1]octane;
(+)-4-(5-o-Tolyl-pyridin-3-yl)-1,4-diaza-bicyclo[3.2.1]octane;
(+)-5-(1,4-Diaza-bicyclo[3.2.1]oct-4-yl)-nicotinic acid ethyl ester;
(+)-4-(5-Chloro-pyridin-2-yl)-1,4-diaza-bicyclo[3.2.1]octane;
20 (+)-4-(6-Methyl-pyridin-3-yl)-1,4-diaza-bicyclo[3.2.1]octane;
(+)-4-[5-(3-Trifluoromethyl-phenyl)-pyridin-2-yl]-1,4-diaza-bicyclo[3.2.1]octane;
(+)-4-[5-(4-Chloro-phenyl)-pyridin-2-yl]-1,4-diaza-bicyclo[3.2.1]octane;
(+)-4-(5-o-Tolyl-pyridin-2-yl)-1,4-diaza-bicyclo[3.2.1]octane;
(+)-4-[5-(3-Chloro-phenyl)-pyridin-2-yl]-1,4-diaza-bicyclo[3.2.1]octane;
25 (+)-4-[5-(3-Fluoro-phenyl)-pyridin-2-yl]-1,4-diaza-bicyclo[3.2.1]octane;
(+)-4-[5-(4-Chloro-phenyl)-pyridin-3-yl]-1,4-diaza-bicyclo[3.2.1]octane;
(+)-4-[5-(2,4-Dichloro-phenyl)-pyridin-3-yl]-1,4-diaza-bicyclo[3.2.1]octane;
(+)-4-[5-(3-Chloro-phenyl)-pyridin-3-yl]-1,4-diaza-bicyclo[3.2.1]octane;
(+)-4-(5-p-Tolyl-pyridin-3-yl)-1,4-diaza-bicyclo[3.2.1]octane;
30 (+)-4-[5-(4-Methoxy-phenyl)-pyridin-3-yl]-1,4-diaza-bicyclo[3.2.1]octane;
(+)-4-(5-Methoxy-pyridin-3-yl)-1,4-diaza-bicyclo[3.2.1]octane;
(+)-5-(1,4-Diaza-bicyclo[3.2.1]oct-4-yl)-[3,4']bipyridinyl; and
(+)-4-(2-Methyl-5-trifluoromethyl-pyridin-3-yl)-1,4-diaza-bicyclo[3.2.1]octane.
5. A compound according to claim 1 selected from the group consisting of:
- 35 (-)-4-(5-Bromo-pyridin-3-yl)-1,4-diaza-bicyclo[3.2.1]octane;
(-)-4-(5-Phenyl-pyridin-3-yl)-1,4-diaza-bicyclo[3.2.1]octane;
(-)-4-Pyridin-2-yl-1,4-diaza-bicyclo[3.2.1]octane;

- (-)-4-Pyridin-3-yl-1,4-diaza-bicyclo[3.2.1]octane;
(-)-4-Pyridin-4-yl-1,4-diaza-bicyclo[3.2.1]octane;
(-)-4-(5-Phenyl-pyridazin-3-yl)-1,4-diaza-bicyclo[3.2.1]octane;
(-)-4-(5-Bromo-pyridin-2-yl)-1,4-diaza-bicyclo[3.2.1]octane;
5 (-)-4-(6-Phenyl-pyridazin-3-yl)-1,4-diaza-bicyclo[3.2.1]octane;
(-)-4-Pyrazin-2-yl-1,4-diaza-bicyclo[3.2.1]octane;
(-)-4-Pyrimidin-5-yl-1,4-diaza-bicyclo[3.2.1]octane;
(-)-4-(5-Chloro-pyridin-3-yl)-1,4-diaza-bicyclo[3.2.1]octane;
(-)-4-[5-(3-Trifluoromethyl-phenyl)-pyridin-3-yl]-1,4-diaza-bicyclo[3.2.1]octane;
10 (-)-4-(3-Bromo-phenyl)-1,4-diaza-bicyclo[3.2.1]octane;
(-)-5-(1,4-Diaza-bicyclo[3.2.1]oct-4-yl)-nicotinonitrile;
(-)-4-(5-Trifluoromethyl-pyridin-3-yl)-1,4-diaza-bicyclo[3.2.1]octane;
(-)-4-[5-(2-Trifluoromethyl-phenyl)-pyridin-3-yl]-1,4-diaza-bicyclo[3.2.1]octane;
(-)-4-[5-(4-Trifluoromethyl-phenyl)-pyridin-3-yl]-1,4-diaza-bicyclo[3.2.1]octane;
15 (-)-4-[5-(2-Fluoro-phenyl)-pyridin-3-yl]-1,4-diaza-bicyclo[3.2.1]octane;
(-)-4-[5-(4-Fluoro-phenyl)-pyridin-3-yl]-1,4-diaza-bicyclo[3.2.1]octane;
(-)-3-(1,4-Diaza-bicyclo[3.2.1]oct-4-yl)-quinoline;
(-)-4-(3-Trifluoromethyl-pyridin-2-yl)-1,4-diaza-bicyclo[3.2.1]octane;
(-)-4-(6-Methoxy-pyridin-2-yl)-1,4-diaza-bicyclo[3.2.1]octane;
20 (-)-4-[5-(2-Methoxy-phenyl)-pyridin-3-yl]-1,4-diaza-bicyclo[3.2.1]octane;
(-)-4-[5-(3-Methoxy-phenyl)-pyridin-3-yl]-1,4-diaza-bicyclo[3.2.1]octane;
(-)-4-(5-o-Tolyl-pyridin-3-yl)-1,4-diaza-bicyclo[3.2.1]octane;
(-)-5-(1,4-Diaza-bicyclo[3.2.1]oct-4-yl)-nicotinic acid ethyl ester;
(-)-4-(5-Chloro-pyridin-2-yl)-1,4-diaza-bicyclo[3.2.1]octane;
25 (-)-4-(6-Methyl-pyridin-3-yl)-1,4-diaza-bicyclo[3.2.1]octane;
(-)-4-[5-(3-Trifluoromethyl-phenyl)-pyridin-2-yl]-1,4-diaza-bicyclo[3.2.1]octane;
(-)-4-[5-(4-Chloro-phenyl)-pyridin-2-yl]-1,4-diaza-bicyclo[3.2.1]octane;
(-)-4-(5-o-Tolyl-pyridin-2-yl)-1,4-diaza-bicyclo[3.2.1]octane;
(-)-4-[5-(3-Chloro-phenyl)-pyridin-2-yl]-1,4-diaza-bicyclo[3.2.1]octane;
30 (-)-4-[5-(3-Fluoro-phenyl)-pyridin-2-yl]-1,4-diaza-bicyclo[3.2.1]octane;
(-)-4-[5-(4-Chloro-phenyl)-pyridin-3-yl]-1,4-diaza-bicyclo[3.2.1]octane;
(-)-4-[5-(2,4-Dichloro-phenyl)-pyridin-3-yl]-1,4-diaza-bicyclo[3.2.1]octane;
(-)-4-[5-(3-Chloro-phenyl)-pyridin-3-yl]-1,4-diaza-bicyclo[3.2.1]octane;
(-)-4-(5-p-Tolyl-pyridin-3-yl)-1,4-diaza-bicyclo[3.2.1]octane;
35 (-)-4-[5-(4-Methoxy-phenyl)-pyridin-3-yl]-1,4-diaza-bicyclo[3.2.1]octane;
(-)-4-(5-Methoxy-pyridin-3-yl)-1,4-diaza-bicyclo[3.2.1]octane;
(-)-5-(1,4-Diaza-bicyclo[3.2.1]oct-4-yl)-[3,4']bipyridinyl; and

-60-

(-)-4-(2-Methyl-5-trifluoromethyl-pyridin-3-yl)-1,4-diaza-bicyclo[3.2.1]octane.

6. A compound according to claim 1 selected from the group consisting of:

4-(5-Bromo-pyridin-3-yl)-1,4-diaza-bicyclo[3.1.1]heptane;

4-(5-Phenyl-pyridin-3-yl)-1,4-diaza-bicyclo[3.1.1]heptane;

5 4-Pyridin-2-yl-1,4-diaza-bicyclo[3.1.1]heptane;

4-Pyridin-3-yl-1,4-diaza-bicyclo[3.1.1]heptane;

4-Pyridin-4-yl-1,4-diaza-bicyclo[3.1.1]heptane;

4-(5-Phenyl-pyridazin-3-yl)-1,4-diaza-bicyclo[3.1.1]heptane;

4-(5-Bromo-pyridin-2-yl)-1,4-diaza-bicyclo[3.1.1]heptane;

10 4-(6-Phenyl-pyridazin-3-yl)-1,4-diaza-bicyclo[3.1.1]heptane;

4-Pyrazin-2-yl-1,4-diaza-bicyclo[3.1.1]heptane;

4-Pyrimidin-5-yl-1,4-diaza-bicyclo[3.1.1]heptane;

4-(5-Chloro-pyridin-3-yl)-1,4-diaza-bicyclo[3.1.1]heptane;

4-[5-(3-Trifluoromethyl-phenyl)-pyridin-3-yl]-1,4-diaza-bicyclo[3.1.1]heptane;

15 4-(3-Bromo-phenyl)-1,4-diaza-bicyclo[3.1.1]heptane;

5-(1,4-Diaza-bicyclo[3.1.1]hept-4-yl)-nicotinonitrile;

4-(5-Trifluoromethyl-pyridin-3-yl)-1,4-diaza-bicyclo[3.1.1]heptane;

4-[5-(2-Trifluoromethyl-phenyl)-pyridin-3-yl]-1,4-diaza-bicyclo[3.1.1]heptane;

4-[5-(4-Trifluoromethyl-phenyl)-pyridin-3-yl]-1,4-diaza-bicyclo[3.1.1]heptane;

20 4-[5-(2-Fluoro-phenyl)-pyridin-3-yl]-1,4-diaza-bicyclo[3.1.1]heptane;

4-[5-(4-Fluoro-phenyl)-pyridin-3-yl]-1,4-diaza-bicyclo[3.1.1]heptane;

3-(1,4-Diaza-bicyclo[3.1.1]hept-4-yl)-quinoline;

4-(3-Trifluoromethyl-pyridin-2-yl)-1,4-diaza-bicyclo[3.1.1]heptane;

4-(6-Methoxy-pyridin-2-yl)-1,4-diaza-bicyclo[3.1.1]heptane;

25 4-[5-(2-Methoxy-phenyl)-pyridin-3-yl]-1,4-diaza-bicyclo[3.1.1]heptane;

4-[5-(3-Methoxy-phenyl)-pyridin-3-yl]-1,4-diaza-bicyclo[3.1.1]heptane;

4-(5-o-Tolyl-pyridin-3-yl)-1,4-diaza-bicyclo[3.1.1]heptane;

5-(1,4-Diaza-bicyclo[3.1.1]hept-4-yl)-nicotinic acid ethyl ester;

4-(5-Chloro-pyridin-2-yl)-1,4-diaza-bicyclo[3.1.1]heptane;

30 4-(6-Methyl-pyridin-3-yl)-1,4-diaza-bicyclo[3.1.1]heptane;

4-[5-(3-Trifluoromethyl-phenyl)-pyridin-2-yl]-1,4-diaza-bicyclo[3.1.1]heptane;

4-[5-(4-Chloro-phenyl)-pyridin-2-yl]-1,4-diaza-bicyclo[3.1.1]heptane;

4-(5-o-Tolyl-pyridin-2-yl)-1,4-diaza-bicyclo[3.1.1]heptane;

4-[5-(3-Chloro-phenyl)-pyridin-2-yl]-1,4-diaza-bicyclo[3.1.1]heptane;

35 4-[5-(3-Fluoro-phenyl)-pyridin-2-yl]-1,4-diaza-bicyclo[3.1.1]heptane;

4-[5-(4-Chloro-phenyl)-pyridin-3-yl]-1,4-diaza-bicyclo[3.1.1]heptane;

4-[5-(2,4-Dichloro-phenyl)-pyridin-3-yl]-1,4-diaza-bicyclo[3.1.1]heptane;

- 4-[5-(3-Chloro-phenyl)-pyridin-3-yl]-1,4-diaza-bicyclo[3.1.1]heptane;
4-(5-p-Tolyl-pyridin-3-yl)-1,4-diaza-bicyclo[3.1.1]heptane;
4-[5-(4-Methoxy-phenyl)-pyridin-3-yl]-1,4-diaza-bicyclo[3.1.1]heptane;
4-(5-Methoxy-pyridin-3-yl)-1,4-diaza-bicyclo[3.1.1]heptane;
- 5 5-(1,4-Diaza-bicyclo[3.1.1]hept-4-yl)-[3,4']bipyridinyl; and
4-(2-Methyl-5-trifluoromethyl-pyridin-3-yl)-1,4-diaza-bicyclo[3.1.1]heptane.
7. A compound according to claim 1 selected from the group consisting of:
- 4-(5-Bromo-pyridin-3-yl)-1,4-diaza-bicyclo[3.3.1]nonane;
4-(5-Phenyl-pyridin-3-yl)-1,4-diaza-bicyclo[3.3.1]nonane;
- 10 4-Pyridin-2-yl-1,4-diaza-bicyclo[3.3.1]nonane;
4-Pyridin-3-yl-1,4-diaza-bicyclo[3.3.1]nonane;
4-Pyridin-4-yl-1,4-diaza-bicyclo[3.3.1]nonane;
4-(5-Phenyl-pyridazin-3-yl)-1,4-diaza-bicyclo[3.3.1]nonane;
4-(5-Bromo-pyridin-2-yl)-1,4-diaza-bicyclo[3.3.1]nonane;
- 15 4-(6-Phenyl-pyridazin-3-yl)-1,4-diaza-bicyclo[3.3.1]nonane;
4-Pyrazin-2-yl-1,4-diaza-bicyclo[3.3.1]nonane;
4-Pyrimidin-5-yl-1,4-diaza-bicyclo[3.3.1]nonane;
4-(5-Chloro-pyridin-3-yl)-1,4-diaza-bicyclo[3.3.1]nonane;
4-[5-(3-Trifluoromethyl-phenyl)-pyridin-3-yl]-1,4-diaza-bicyclo[3.3.1]nonane;
- 20 4-(3-Bromo-phenyl)-1,4-diaza-bicyclo[3.3.1]nonane;
5-(1,4-Diaza-bicyclo[3.3.1]non-4-yl)-nicotinonitrile;
4-(5-Trifluoromethyl-pyridin-3-yl)-1,4-diaza-bicyclo[3.3.1]nonane;
4-[5-(2-Trifluoromethyl-phenyl)-pyridin-3-yl]-1,4-diaza-bicyclo[3.3.1]nonane;
4-[5-(4-Trifluoromethyl-phenyl)-pyridin-3-yl]-1,4-diaza-bicyclo[3.3.1]nonane;
- 25 4-[5-(2-Fluoro-phenyl)-pyridin-3-yl]-1,4-diaza-bicyclo[3.3.1]nonane;
4-[5-(4-Fluoro-phenyl)-pyridin-3-yl]-1,4-diaza-bicyclo[3.3.1]nonane;
3-(1,4-Diaza-bicyclo[3.3.1]non-4-yl)-quinoline;
4-(3-Trifluoromethyl-pyridin-2-yl)-1,4-diaza-bicyclo[3.3.1]nonane;
4-(6-Methoxy-pyridin-2-yl)-1,4-diaza-bicyclo[3.3.1]nonane;
- 30 4-[5-(2-Methoxy-phenyl)-pyridin-3-yl]-1,4-diaza-bicyclo[3.3.1]nonane;
4-[5-(3-Methoxy-phenyl)-pyridin-3-yl]-1,4-diaza-bicyclo[3.3.1]nonane;
4-(5-o-Tolyl-pyridin-3-yl)-1,4-diaza-bicyclo[3.3.1]nonane;
5-(1,4-Diaza-bicyclo[3.3.1]non-4-yl)-nicotinic acid ethyl ester;
4-(5-Chloro-pyridin-2-yl)-1,4-diaza-bicyclo[3.3.1]nonane;
- 35 4-(6-Methyl-pyridin-3-yl)-1,4-diaza-bicyclo[3.3.1]nonane;
4-[5-(3-Trifluoromethyl-phenyl)-pyridin-2-yl]-1,4-diaza-bicyclo[3.3.1]nonane;
4-[5-(4-Chloro-phenyl)-pyridin-2-yl]-1,4-diaza-bicyclo[3.3.1]nonane;

- 4-(5-o-Tolyl-pyridin-2-yl)-1,4-diaza-bicyclo[3.3.1]nonane;
 4-[5-(3-Chloro-phenyl)-pyridin-2-yl]-1,4-diaza-bicyclo[3.3.1]nonane;
 4-[5-(3-Fluoro-phenyl)-pyridin-2-yl]-1,4-diaza-bicyclo[3.3.1]nonane;
 4-[5-(4-Chloro-phenyl)-pyridin-3-yl]-1,4-diaza-bicyclo[3.3.1]nonane;
 5 4-[5-(2,4-Dichloro-phenyl)-pyridin-3-yl]-1,4-diaza-bicyclo[3.3.1]nonane;
 4-[5-(3-Chloro-phenyl)-pyridin-3-yl]-1,4-diaza-bicyclo[3.3.1]nonane;
 4-(5-p-Tolyl-pyridin-3-yl)-1,4-diaza-bicyclo[3.3.1]nonane;
 4-[5-(4-Methoxy-phenyl)-pyridin-3-yl]-1,4-diaza-bicyclo[3.3.1]nonane;
 4-(5-Methoxy-pyridin-3-yl)-1,4-diaza-bicyclo[3.3.1]nonane;
 10 5-(1,4-Diaza-bicyclo[3.3.1]non-4-yl)-[3,4]bipyridinyl; and
 4-(2-Methyl-5-trifluoromethyl-pyridin-3-yl)-1,4-diaza-bicyclo[3.3.1]nonane.
8. A compound according to claim 1 selected from the group consisting of:
- (+)-4-(5-Bromo-pyridin-3-yl)-1,4-diaza-bicyclo[3.3.1]nonane;
 (+)-4-(5-Phenyl-pyridin-3-yl)-1,4-diaza-bicyclo[3.3.1]nonane;
 15 (+)-4-Pyridin-2-yl-1,4-diaza-bicyclo[3.3.1]nonane;
 (+)-4-Pyridin-3-yl-1,4-diaza-bicyclo[3.3.1]nonane;
 (+)-4-Pyridin-4-yl-1,4-diaza-bicyclo[3.3.1]nonane;
 (+)-4-(5-Phenyl-pyridazin-3-yl)-1,4-diaza-bicyclo[3.3.1]nonane;
 (+)-4-(5-Bromo-pyridin-2-yl)-1,4-diaza-bicyclo[3.3.1]nonane;
 20 (+)-4-(6-Phenyl-pyridazin-3-yl)-1,4-diaza-bicyclo[3.3.1]nonane;
 (+)-4-Pyrazin-2-yl-1,4-diaza-bicyclo[3.3.1]nonane;
 (+)-4-Pyrimidin-5-yl-1,4-diaza-bicyclo[3.3.1]nonane;
 (+)-4-(5-Chloro-pyridin-3-yl)-1,4-diaza-bicyclo[3.3.1]nonane;
 (+)-4-[5-(3-Trifluoromethyl-phenyl)-pyridin-3-yl]-1,4-diaza-bicyclo[3.3.1]nonane;
 25 (+)-4-(3-Bromo-phenyl)-1,4-diaza-bicyclo[3.3.1]nonane;
 (+)-5-(1,4-Diaza-bicyclo[3.3.1]non-4-yl)-nicotinonitrile;
 (+)-4-(5-Trifluoromethyl-pyridin-3-yl)-1,4-diaza-bicyclo[3.3.1]nonane;
 (+)-4-[5-(2-Trifluoromethyl-phenyl)-pyridin-3-yl]-1,4-diaza-bicyclo[3.3.1]nonane;
 (+)-4-[5-(4-Trifluoromethyl-phenyl)-pyridin-3-yl]-1,4-diaza-bicyclo[3.3.1]nonane;
 30 (+)-4-[5-(2-Fluoro-phenyl)-pyridin-3-yl]-1,4-diaza-bicyclo[3.3.1]nonane;
 (+)-4-[5-(4-Fluoro-phenyl)-pyridin-3-yl]-1,4-diaza-bicyclo[3.3.1]nonane;
 (+)-3-(1,4-Diaza-bicyclo[3.3.1]non-4-yl)-quinoline;
 (+)-4-(3-Trifluoromethyl-pyridin-2-yl)-1,4-diaza-bicyclo[3.3.1]nonane;
 (+)-4-(6-Methoxy-pyridin-2-yl)-1,4-diaza-bicyclo[3.3.1]nonane;
 35 (+)-4-[5-(2-Methoxy-phenyl)-pyridin-3-yl]-1,4-diaza-bicyclo[3.3.1]nonane;
 (+)-4-[5-(3-Methoxy-phenyl)-pyridin-3-yl]-1,4-diaza-bicyclo[3.3.1]nonane;
 (+)-4-(5-o-Tolyl-pyridin-3-yl)-1,4-diaza-bicyclo[3.3.1]nonane;

- (+)-5-(1,4-Diaza-bicyclo[3.3.1]non-4-yl)-nicotinic acid ethyl ester;
 (+)-4-(5-Chloro-pyridin-2-yl)-1,4-diaza-bicyclo[3.3.1]nonane;
 (+)-4-(6-Methyl-pyridin-3-yl)-1,4-diaza-bicyclo[3.3.1]nonane;
 (+)-4-[5-(3-Trifluoromethyl-phenyl)-pyridin-2-yl]-1,4-diaza-bicyclo[3.3.1]nonane;
 5 (+)-4-[5-(4-Chloro-phenyl)-pyridin-2-yl]-1,4-diaza-bicyclo[3.3.1]nonane;
 (+)-4-(5-o-Tolyl-pyridin-2-yl)-1,4-diaza-bicyclo[3.3.1]nonane;
 (+)-4-[5-(3-Chloro-phenyl)-pyridin-2-yl]-1,4-diaza-bicyclo[3.3.1]nonane;
 (+)-4-[5-(3-Fluoro-phenyl)-pyridin-2-yl]-1,4-diaza-bicyclo[3.3.1]nonane;
 (+)-4-[5-(4-Chloro-phenyl)-pyridin-3-yl]-1,4-diaza-bicyclo[3.3.1]nonane;
 10 (+)-4-[5-(2,4-Dichloro-phenyl)-pyridin-3-yl]-1,4-diaza-bicyclo[3.3.1]nonane;
 (+)-4-[5-(3-Chloro-phenyl)-pyridin-3-yl]-1,4-diaza-bicyclo[3.3.1]nonane;
 (+)-4-(5-p-Tolyl-pyridin-3-yl)-1,4-diaza-bicyclo[3.3.1]nonane;
 (+)-4-[5-(4-Methoxy-phenyl)-pyridin-3-yl]-1,4-diaza-bicyclo[3.3.1]nonane;
 (+)-4-(5-Methoxy-pyridin-3-yl)-1,4-diaza-bicyclo[3.3.1]nonane;
 15 (+)-5-(1,4-Diaza-bicyclo[3.3.1]non-4-yl)-[3,4']bipyridinyl; and
 (+)-4-(2-Methyl-5-trifluoromethyl-pyridin-3-yl)-1,4-diaza-bicyclo[3.3.1]nonane.
9. A compound according to claim 1 selected from the group consisting of:
- (-)-4-(5-Bromo-pyridin-3-yl)-1,4-diaza-bicyclo[3.3.1]nonane;
 (-)-4-(5-Phenyl-pyridin-3-yl)-1,4-diaza-bicyclo[3.3.1]nonane;
 20 (-)-4-Pyridin-2-yl-1,4-diaza-bicyclo[3.3.1]nonane;
 (-)-4-Pyridin-3-yl-1,4-diaza-bicyclo[3.3.1]nonane;
 (-)-4-Pyridin-4-yl-1,4-diaza-bicyclo[3.3.1]nonane;
 (-)-4-(5-Phenyl-pyridazin-3-yl)-1,4-diaza-bicyclo[3.3.1]nonane;
 (-)-4-(5-Bromo-pyridin-2-yl)-1,4-diaza-bicyclo[3.3.1]nonane;
 25 (-)-4-(6-Phenyl-pyridazin-3-yl)-1,4-diaza-bicyclo[3.3.1]nonane;
 (-)-4-Pyrazin-2-yl-1,4-diaza-bicyclo[3.3.1]nonane;
 (-)-4-Pyrimidin-5-yl-1,4-diaza-bicyclo[3.3.1]nonane;
 (-)-4-(5-Chloro-pyridin-3-yl)-1,4-diaza-bicyclo[3.3.1]nonane;
 (-)-4-[5-(3-Trifluoromethyl-phenyl)-pyridin-3-yl]-1,4-diaza-bicyclo[3.3.1]nonane;
 30 (-)-4-(3-Bromo-phenyl)-1,4-diaza-bicyclo[3.3.1]nonane;
 (-)-5-(1,4-Diaza-bicyclo[3.3.1]non-4-yl)-nicotinonitrile;
 (-)-4-(5-Trifluoromethyl-pyridin-3-yl)-1,4-diaza-bicyclo[3.3.1]nonane;
 (-)-4-[5-(2-Trifluoromethyl-phenyl)-pyridin-3-yl]-1,4-diaza-bicyclo[3.3.1]nonane;
 (-)-4-[5-(4-Trifluoromethyl-phenyl)-pyridin-3-yl]-1,4-diaza-bicyclo[3.3.1]nonane;
 35 (-)-4-[5-(2-Fluoro-phenyl)-pyridin-3-yl]-1,4-diaza-bicyclo[3.3.1]nonane;
 (-)-4-[5-(4-Fluoro-phenyl)-pyridin-3-yl]-1,4-diaza-bicyclo[3.3.1]nonane;
 (-)-3-(1,4-Diaza-bicyclo[3.3.1]non-4-yl)-quinoline;

- (-)-4-(3-Trifluoromethyl-pyridin-2-yl)-1,4-diaza-bicyclo[3.3.1]nonane;
 (-)-4-(6-Methoxy-pyridin-2-yl)-1,4-diaza-bicyclo[3.3.1]nonane;
 (-)-4-[5-(2-Methoxy-phenyl)-pyridin-3-yl]-1,4-diaza-bicyclo[3.3.1]nonane;
 (-)-4-[5-(3-Methoxy-phenyl)-pyridin-3-yl]-1,4-diaza-bicyclo[3.3.1]nonane;
 5 (-)-4-(5-o-Tolyl-pyridin-3-yl)-1,4-diaza-bicyclo[3.3.1]nonane;
 (-)-5-(1,4-Diaza-bicyclo[3.3.1]non-4-yl)-nicotinic acid ethyl ester;
 (-)-4-(5-Chloro-pyridin-2-yl)-1,4-diaza-bicyclo[3.3.1]nonane;
 (-)-4-(6-Methyl-pyridin-3-yl)-1,4-diaza-bicyclo[3.3.1]nonane;
 (-)-4-[5-(3-Trifluoromethyl-phenyl)-pyridin-2-yl]-1,4-diaza-bicyclo[3.3.1]nonane;
 10 (-)-4-[5-(4-Chloro-phenyl)-pyridin-2-yl]-1,4-diaza-bicyclo[3.3.1]nonane;
 (-)-4-(5-o-Tolyl-pyridin-2-yl)-1,4-diaza-bicyclo[3.3.1]nonane;
 (-)-4-[5-(3-Chloro-phenyl)-pyridin-2-yl]-1,4-diaza-bicyclo[3.3.1]nonane;
 (-)-4-[5-(3-Fluoro-phenyl)-pyridin-2-yl]-1,4-diaza-bicyclo[3.3.1]nonane;
 (-)-4-[5-(4-Chloro-phenyl)-pyridin-3-yl]-1,4-diaza-bicyclo[3.3.1]nonane;
 15 (-)-4-[5-(2,4-Dichloro-phenyl)-pyridin-3-yl]-1,4-diaza-bicyclo[3.3.1]nonane;
 (-)-4-[5-(3-Chloro-phenyl)-pyridin-3-yl]-1,4-diaza-bicyclo[3.3.1]nonane;
 (-)-4-(5-p-Tolyl-pyridin-3-yl)-1,4-diaza-bicyclo[3.3.1]nonane;
 (-)-4-[5-(4-Methoxy-phenyl)-pyridin-3-yl]-1,4-diaza-bicyclo[3.3.1]nonane;
 (-)-4-(5-Methoxy-pyridin-3-yl)-1,4-diaza-bicyclo[3.3.1]nonane;
 20 (-)-5-(1,4-Diaza-bicyclo[3.3.1]non-4-yl)-[3,4']bipyridinyl; and
 (-)-4-(2-Methyl-5-trifluoromethyl-pyridin-3-yl)-1,4-diaza-bicyclo[3.3.1]nonane.
10. A compound according to claim 1 selected from the group consisting of:
- 4-(5-Bromo-pyridin-3-yl)-1,4-diaza-bicyclo[3.3.2]decane;
 4-(5-Phenyl-pyridin-3-yl)-1,4-diaza-bicyclo[3.3.2]decane;
 25 4-Pyridin-2-yl-1,4-diaza-bicyclo[3.3.2]decane;
 4-Pyridin-3-yl-1,4-diaza-bicyclo[3.3.2]decane;
 4-Pyridin-4-yl-1,4-diaza-bicyclo[3.3.2]decane;
 4-(5-Phenyl-pyridazin-3-yl)-1,4-diaza-bicyclo[3.3.2]decane;
 4-(5-Bromo-pyridin-2-yl)-1,4-diaza-bicyclo[3.3.2]decane;
 30 4-(6-Phenyl-pyridazin-3-yl)-1,4-diaza-bicyclo[3.3.2]decane;
 4-Pyrazin-2-yl-1,4-diaza-bicyclo[3.3.2]decane;
 4-Pyrimidin-5-yl-1,4-diaza-bicyclo[3.3.2]decane;
 4-(5-Chloro-pyridin-3-yl)-1,4-diaza-bicyclo[3.3.2]decane;
 4-[5-(3-Trifluoromethyl-phenyl)-pyridin-3-yl]-1,4-diaza-bicyclo[3.3.2]decane;
 35 4-(3-Bromo-phenyl)-1,4-diaza-bicyclo[3.3.2]decane;
 5-(1,4-Diaza-bicyclo[3.3.2]dec-4-yl)-nicotinonitrile;
 4-(5-Trifluoromethyl-pyridin-3-yl)-1,4-diaza-bicyclo[3.3.2]decane;

- 4-[5-(2-Trifluoromethyl-phenyl)-pyridin-3-yl]-1,4-diaza-bicyclo[3.3.2]decane;
 4-[5-(4-Trifluoromethyl-phenyl)-pyridin-3-yl]-1,4-diaza-bicyclo[3.3.2]decane;
 4-[5-(2-Fluoro-phenyl)-pyridin-3-yl]-1,4-diaza-bicyclo[3.3.2]decane;
 4-[5-(4-Fluoro-phenyl)-pyridin-3-yl]-1,4-diaza-bicyclo[3.3.2]decane;
 5 3-(1,4-Diaza-bicyclo[3.3.2]dec-4-yl)-quinoline;
 4-(3-Trifluoromethyl-pyridin-2-yl)-1,4-diaza-bicyclo[3.3.2]decane;
 4-(6-Methoxy-pyridin-2-yl)-1,4-diaza-bicyclo[3.3.2]decane;
 4-[5-(2-Methoxy-phenyl)-pyridin-3-yl]-1,4-diaza-bicyclo[3.3.2]decane;
 4-[5-(3-Methoxy-phenyl)-pyridin-3-yl]-1,4-diaza-bicyclo[3.3.2]decane;
 10 4-(5-o-Tolyl-pyridin-3-yl)-1,4-diaza-bicyclo[3.3.2]decane;
 5-(1,4-Diaza-bicyclo[3.3.2]dec-4-yl)-nicotinic acid ethyl ester;
 4-(5-Chloro-pyridin-2-yl)-1,4-diaza-bicyclo[3.3.2]decane;
 4-(6-Methyl-pyridin-3-yl)-1,4-diaza-bicyclo[3.3.2]decane;
 4-[5-(3-Trifluoromethyl-phenyl)-pyridin-2-yl]-1,4-diaza-bicyclo[3.3.2]decane;
 15 4-[5-(4-Chloro-phenyl)-pyridin-2-yl]-1,4-diaza-bicyclo[3.3.2]decane;
 4-(5-o-Tolyl-pyridin-2-yl)-1,4-diaza-bicyclo[3.3.2]decane;
 4-[5-(3-Chloro-phenyl)-pyridin-2-yl]-1,4-diaza-bicyclo[3.3.2]decane;
 4-[5-(3-Fluoro-phenyl)-pyridin-2-yl]-1,4-diaza-bicyclo[3.3.2]decane;
 4-[5-(4-Chloro-phenyl)-pyridin-3-yl]-1,4-diaza-bicyclo[3.3.2]decane;
 20 4-[5-(2,4-Dichloro-phenyl)-pyridin-3-yl]-1,4-diaza-bicyclo[3.3.2]decane;
 4-[5-(3-Chloro-phenyl)-pyridin-3-yl]-1,4-diaza-bicyclo[3.3.2]decane;
 4-(5-p-Tolyl-pyridin-3-yl)-1,4-diaza-bicyclo[3.3.2]decane;
 4-[5-(4-Methoxy-phenyl)-pyridin-3-yl]-1,4-diaza-bicyclo[3.3.2]decane;
 4-(5-Methoxy-pyridin-3-yl)-1,4-diaza-bicyclo[3.3.2]decane;
 25 5-(1,4-Diaza-bicyclo[3.3.2]dec-4-yl)-[3,4']bipyridinyl; and
 4-(2-Methyl-5-trifluoromethyl-pyridin-3-yl)-1,4-diaza-bicyclo[3.3.2]decane.
11. A compound according to claim 1 selected from the group consisting of:
- (+)-4-(5-Bromo-pyridin-3-yl)-1,4-diaza-bicyclo[3.3.2]decane;
 (+)-4-(5-Phenyl-pyridin-3-yl)-1,4-diaza-bicyclo[3.3.2]decane;
 30 (+)-4-Pyridin-2-yl-1,4-diaza-bicyclo[3.3.2]decane;
 (+)-4-Pyridin-3-yl-1,4-diaza-bicyclo[3.3.2]decane;
 (+)-4-Pyridin-4-yl-1,4-diaza-bicyclo[3.3.2]decane;
 (+)-4-(5-Phenyl-pyridazin-3-yl)-1,4-diaza-bicyclo[3.3.2]decane;
 (+)-4-(5-Bromo-pyridin-2-yl)-1,4-diaza-bicyclo[3.3.2]decane;
 35 (+)-4-(6-Phenyl-pyridazin-3-yl)-1,4-diaza-bicyclo[3.3.2]decane;
 (+)-4-Pyrazin-2-yl-1,4-diaza-bicyclo[3.3.2]decane;
 (+)-4-Pyrimidin-5-yl-1,4-diaza-bicyclo[3.3.2]decane;

- (+)-4-(5-Chloro-pyridin-3-yl)-1,4-diaza-bicyclo[3.3.2]decane;
 (+)-4-[5-(3-Trifluoromethyl-phenyl)-pyridin-3-yl]-1,4-diaza-bicyclo[3.3.2]decane;
 (+)-4-(3-Bromo-phenyl)-1,4-diaza-bicyclo[3.3.2]decane;
 (+)-5-(1,4-Diaza-bicyclo[3.3.2]dec-4-yl)-nicotinonitrile;
- 5 (+)-4-(5-Trifluoromethyl-pyridin-3-yl)-1,4-diaza-bicyclo[3.3.2]decane;
 (+)-4-[5-(2-Trifluoromethyl-phenyl)-pyridin-3-yl]-1,4-diaza-bicyclo[3.3.2]decane;
 (+)-4-[5-(4-Trifluoromethyl-phenyl)-pyridin-3-yl]-1,4-diaza-bicyclo[3.3.2]decane;
 (+)-4-[5-(2-Fluoro-phenyl)-pyridin-3-yl]-1,4-diaza-bicyclo[3.3.2]decane;
 (+)-4-[5-(4-Fluoro-phenyl)-pyridin-3-yl]-1,4-diaza-bicyclo[3.3.2]decane;
- 10 (+)-3-(1,4-Diaza-bicyclo[3.3.2]dec-4-yl)-quinoline;
 (+)-4-(3-Trifluoromethyl-pyridin-2-yl)-1,4-diaza-bicyclo[3.3.2]decane;
 (+)-4-(6-Methoxy-pyridin-2-yl)-1,4-diaza-bicyclo[3.3.2]decane;
 (+)-4-[5-(2-Methoxy-phenyl)-pyridin-3-yl]-1,4-diaza-bicyclo[3.3.2]decane;
 (+)-4-[5-(3-Methoxy-phenyl)-pyridin-3-yl]-1,4-diaza-bicyclo[3.3.2]decane;
- 15 (+)-4-(5-o-Tolyl-pyridin-3-yl)-1,4-diaza-bicyclo[3.3.2]decane;
 (+)-5-(1,4-Diaza-bicyclo[3.3.2]dec-4-yl)-nicotinic acid ethyl ester;
 (+)-4-(5-Chloro-pyridin-2-yl)-1,4-diaza-bicyclo[3.3.2]decane;
 (+)-4-(6-Methyl-pyridin-3-yl)-1,4-diaza-bicyclo[3.3.2]decane;
 (+)-4-[5-(3-Trifluoromethyl-phenyl)-pyridin-2-yl]-1,4-diaza-bicyclo[3.3.2]decane;
- 20 (+)-4-[5-(4-Chloro-phenyl)-pyridin-2-yl]-1,4-diaza-bicyclo[3.3.2]decane;
 (+)-4-(5-o-Tolyl-pyridin-2-yl)-1,4-diaza-bicyclo[3.3.2]decane;
 (+)-4-[5-(3-Chloro-phenyl)-pyridin-2-yl]-1,4-diaza-bicyclo[3.3.2]decane;
 (+)-4-[5-(3-Fluoro-phenyl)-pyridin-2-yl]-1,4-diaza-bicyclo[3.3.2]decane;
 (+)-4-[5-(4-Chloro-phenyl)-pyridin-3-yl]-1,4-diaza-bicyclo[3.3.2]decane;
- 25 (+)-4-[5-(2,4-Dichloro-phenyl)-pyridin-3-yl]-1,4-diaza-bicyclo[3.3.2]decane;
 (+)-4-[5-(3-Chloro-phenyl)-pyridin-3-yl]-1,4-diaza-bicyclo[3.3.2]decane;
 (+)-4-(5-p-Tolyl-pyridin-3-yl)-1,4-diaza-bicyclo[3.3.2]decane;
 (+)-4-[5-(4-Methoxy-phenyl)-pyridin-3-yl]-1,4-diaza-bicyclo[3.3.2]decane;
 (+)-4-(5-Methoxy-pyridin-3-yl)-1,4-diaza-bicyclo[3.3.2]decane;
- 30 (+)-5-(1,4-Diaza-bicyclo[3.3.2]dec-4-yl)-[3,4']bipyridinyl; and
 (+)-4-(2-Methyl-5-trifluoromethyl-pyridin-3-yl)-1,4-diaza-bicyclo[3.3.2]decane.
12. A compound according to claim 1 selected from the group consisting of:
- (-)-4-(5-Bromo-pyridin-3-yl)-1,4-diaza-bicyclo[3.3.2]decane;
 (-)-4-(5-Phenyl-pyridin-3-yl)-1,4-diaza-bicyclo[3.3.2]decane;
- 35 (-)-4-Pyridin-2-yl-1,4-diaza-bicyclo[3.3.2]decane;
 (-)-4-Pyridin-3-yl-1,4-diaza-bicyclo[3.3.2]decane;
 (-)-4-Pyridin-4-yl-1,4-diaza-bicyclo[3.3.2]decane;

- (-)-4-(5-Phenyl-pyridazin-3-yl)-1,4-diaza-bicyclo[3.3.2]decane;
 (-)-4-(5-Bromo-pyridin-2-yl)-1,4-diaza-bicyclo[3.3.2]decane;
 (-)-4-(6-Phenyl-pyridazin-3-yl)-1,4-diaza-bicyclo[3.3.2]decane;
 (-)-4-Pyrazin-2-yl-1,4-diaza-bicyclo[3.3.2]decane;
 5 (-)-4-Pyrimidin-5-yl-1,4-diaza-bicyclo[3.3.2]decane;
 (-)-4-(5-Chloro-pyridin-3-yl)-1,4-diaza-bicyclo[3.3.2]decane;
 (-)-4-[5-(3-Trifluoromethyl-phenyl)-pyridin-3-yl]-1,4-diaza-bicyclo[3.3.2]decane;
 (-)-4-(3-Bromo-phenyl)-1,4-diaza-bicyclo[3.3.2]decane;
 (-)-5-(1,4-Diaza-bicyclo[3.3.2]dec-4-yl)-nicotinonitrile;
 10 (-)-4-(5-Trifluoromethyl-pyridin-3-yl)-1,4-diaza-bicyclo[3.3.2]decane;
 (-)-4-[5-(2-Trifluoromethyl-phenyl)-pyridin-3-yl]-1,4-diaza-bicyclo[3.3.2]decane;
 (-)-4-[5-(4-Trifluoromethyl-phenyl)-pyridin-3-yl]-1,4-diaza-bicyclo[3.3.2]decane;
 (-)-4-[5-(2-Fluoro-phenyl)-pyridin-3-yl]-1,4-diaza-bicyclo[3.3.2]decane;
 (-)-4-[5-(4-Fluoro-phenyl)-pyridin-3-yl]-1,4-diaza-bicyclo[3.3.2]decane;
 15 (-)-3-(1,4-Diaza-bicyclo[3.3.2]dec-4-yl)-quinoline;
 (-)-4-(3-Trifluoromethyl-pyridin-2-yl)-1,4-diaza-bicyclo[3.3.2]decane;
 (-)-4-(6-Methoxy-pyridin-2-yl)-1,4-diaza-bicyclo[3.3.2]decane;
 (-)-4-[5-(2-Methoxy-phenyl)-pyridin-3-yl]-1,4-diaza-bicyclo[3.3.2]decane;
 (-)-4-[5-(3-Methoxy-phenyl)-pyridin-3-yl]-1,4-diaza-bicyclo[3.3.2]decane;
 20 (-)-4-(5-o-Tolyl-pyridin-3-yl)-1,4-diaza-bicyclo[3.3.2]decane;
 (-)-5-(1,4-Diaza-bicyclo[3.3.2]dec-4-yl)-nicotinic acid ethyl ester;
 (-)-4-(5-Chloro-pyridin-2-yl)-1,4-diaza-bicyclo[3.3.2]decane;
 (-)-4-(6-Methyl-pyridin-3-yl)-1,4-diaza-bicyclo[3.3.2]decane;
 (-)-4-[5-(3-Trifluoromethyl-phenyl)-pyridin-2-yl]-1,4-diaza-bicyclo[3.3.2]decane;
 25 (-)-4-[5-(4-Chloro-phenyl)-pyridin-2-yl]-1,4-diaza-bicyclo[3.3.2]decane;
 (-)-4-(5-o-Tolyl-pyridin-2-yl)-1,4-diaza-bicyclo[3.3.2]decane;
 (-)-4-[5-(3-Chloro-phenyl)-pyridin-2-yl]-1,4-diaza-bicyclo[3.3.2]decane;
 (-)-4-[5-(3-Fluoro-phenyl)-pyridin-2-yl]-1,4-diaza-bicyclo[3.3.2]decane;
 (-)-4-[5-(4-Chloro-phenyl)-pyridin-3-yl]-1,4-diaza-bicyclo[3.3.2]decane;
 30 (-)-4-[5-(2,4-Dichloro-phenyl)-pyridin-3-yl]-1,4-diaza-bicyclo[3.3.2]decane;
 (-)-4-[5-(3-Chloro-phenyl)-pyridin-3-yl]-1,4-diaza-bicyclo[3.3.2]decane;
 (-)-4-(5-p-Tolyl-pyridin-3-yl)-1,4-diaza-bicyclo[3.3.2]decane;
 (-)-4-[5-(4-Methoxy-phenyl)-pyridin-3-yl]-1,4-diaza-bicyclo[3.3.2]decane;
 (-)-4-(5-Methoxy-pyridin-3-yl)-1,4-diaza-bicyclo[3.3.2]decane;
 35 (-)-5-(1,4-Diaza-bicyclo[3.3.2]dec-4-yl)-[3,4']bipyridinyl; and
 (-)-4-(2-Methyl-5-trifluoromethyl-pyridin-3-yl)-1,4-diaza-bicyclo[3.3.2]decane.

13. A compound according to claim 1 selected from the group consisting of:

- 4-(5-Bromo-pyridin-3-yl)-1,4-diaza-bicyclo[3.3.3]undecane;
4-(5-Phenyl-pyridin-3-yl)-1,4-diaza-bicyclo[3.3.3]undecane;
4-Pyridin-2-yl-1,4-diaza-bicyclo[3.3.3]undecane;
4-Pyridin-3-yl-1,4-diaza-bicyclo[3.3.3]undecane;
5 4-Pyridin-4-yl-1,4-diaza-bicyclo[3.3.3]undecane;
4-(5-Phenyl-pyridazin-3-yl)-1,4-diaza-bicyclo[3.3.3]undecane;
4-(5-Bromo-pyridin-2-yl)-1,4-diaza-bicyclo[3.3.3]undecane;
4-(6-Phenyl-pyridazin-3-yl)-1,4-diaza-bicyclo[3.3.3]undecane;
4-Pyrazin-2-yl-1,4-diaza-bicyclo[3.3.3]undecane;
10 4-Pyrimidin-5-yl-1,4-diaza-bicyclo[3.3.3]undecane;
4-(5-Chloro-pyridin-3-yl)-1,4-diaza-bicyclo[3.3.3]undecane;
4-[5-(3-Trifluoromethyl-phenyl)-pyridin-3-yl]-1,4-diaza-bicyclo[3.3.3]undecane;
4-(3-Bromo-phenyl)-1,4-diaza-bicyclo[3.3.3]undecane;
5-(1,4-Diaza-bicyclo[3.3.3]undec-4-yl)-nicotinonitrile;
15 4-(5-Trifluoromethyl-pyridin-3-yl)-1,4-diaza-bicyclo[3.3.3]undecane;
4-[5-(2-Trifluoromethyl-phenyl)-pyridin-3-yl]-1,4-diaza-bicyclo[3.3.3]undecane;
4-[5-(4-Trifluoromethyl-phenyl)-pyridin-3-yl]-1,4-diaza-bicyclo[3.3.3]undecane;
4-[5-(2-Fluoro-phenyl)-pyridin-3-yl]-1,4-diaza-bicyclo[3.3.3]undecane;
4-[5-(4-Fluoro-phenyl)-pyridin-3-yl]-1,4-diaza-bicyclo[3.3.3]undecane;
20 3-(1,4-Diaza-bicyclo[3.3.3]undec-4-yl)-quinoline;
4-(3-Trifluoromethyl-pyridin-2-yl)-1,4-diaza-bicyclo[3.3.3]undecane;
4-(6-Methoxy-pyridin-2-yl)-1,4-diaza-bicyclo[3.3.3]undecane;
4-[5-(2-Methoxy-phenyl)-pyridin-3-yl]-1,4-diaza-bicyclo[3.3.3]undecane;
4-[5-(3-Methoxy-phenyl)-pyridin-3-yl]-1,4-diaza-bicyclo[3.3.3]undecane;
25 4-(5-o-Tolyl-pyridin-3-yl)-1,4-diaza-bicyclo[3.3.3]undecane;
5-(1,4-Diaza-bicyclo[3.3.3]undec-4-yl)-nicotinic acid ethyl ester;
4-(5-Chloro-pyridin-2-yl)-1,4-diaza-bicyclo[3.3.3]undecane;
4-(6-Methyl-pyridin-3-yl)-1,4-diaza-bicyclo[3.3.3]undecane;
4-[5-(3-Trifluoromethyl-phenyl)-pyridin-2-yl]-1,4-diaza-bicyclo[3.3.3]undecane;
30 4-[5-(4-Chloro-phenyl)-pyridin-2-yl]-1,4-diaza-bicyclo[3.3.3]undecane;
4-(5-o-Tolyl-pyridin-2-yl)-1,4-diaza-bicyclo[3.3.3]undecane;
4-[5-(3-Chloro-phenyl)-pyridin-2-yl]-1,4-diaza-bicyclo[3.3.3]undecane;
4-[5-(3-Fluoro-phenyl)-pyridin-2-yl]-1,4-diaza-bicyclo[3.3.3]undecane;
4-[5-(4-Chloro-phenyl)-pyridin-3-yl]-1,4-diaza-bicyclo[3.3.3]undecane;
35 4-[5-(2,4-Dichloro-phenyl)-pyridin-3-yl]-1,4-diaza-bicyclo[3.3.3]undecane;
4-[5-(3-Chloro-phenyl)-pyridin-3-yl]-1,4-diaza-bicyclo[3.3.3]undecane;
4-(5-p-Tolyl-pyridin-3-yl)-1,4-diaza-bicyclo[3.3.3]undecane;

4-[5-(4-Methoxy-phenyl)-pyridin-3-yl]-1,4-diaza-bicyclo[3.3.3]undecane;

4-(5-Methoxy-pyridin-3-yl)-1,4-diaza-bicyclo[3.3.3]undecane;

5-(1,4-Diaza-bicyclo[3.3.3]undec-4-yl)-[3,4']bipyridinyl; and

4-(2-Methyl-5-trifluoromethyl-pyridin-3-yl)-1,4-diaza-bicyclo[3.3.3]undecane.

5 14. A pharmaceutical composition for treating a disorder or condition selected
from inflammatory bowel disease, ulcerative colitis, pyoderma gangrenosum, Crohn's
disease, irritable bowel syndrome, spastic dystonia, chronic pain, acute pain, celiac sprue,
pouchitis, vasoconstriction, anxiety, panic disorder, depression, bipolar disorder, autism,
sleep disorders, jet lag, amyotrophic lateral sclerosis (ALS), cognitive dysfunction; drug/toxin-
10 induced cognitive impairment arising from alcohol, barbiturates, vitamin deficiencies,
recreational drugs, lead, arsenic, or mercury; disease-induced cognitive impairment arising
from Alzheimer's disease, senile dementia, vascular dementia, Parkinson's disease, multiple
sclerosis, AIDS, encephalitis, trauma, renal and hepatic encephalopathy, hypothyroidism,
Pick's disease, Korsakoff's syndrome, frontal dementia or subcortical dementia; hypertension,
15 bulimia, anorexia, obesity, cardiac arrhythmias, gastric acid hypersecretion, ulcers,
pheochromocytoma, progressive supramuscular palsy; chemical dependencies and
addictions on or to nicotine, tobacco products, alcohol, benzodiazepines, barbiturates, opioids
or cocaine; headache, migraine, stroke, traumatic brain injury (TBI), obsessive-compulsive
disorder (OCD), psychosis, Huntington's chorea, tardive dyskinesia, hyperkinesia, dyslexia,
20 schizophrenia, multi-infarct dementia, age-related cognitive decline, epilepsy, including petit
mal absence epilepsy, attention deficit hyperactivity disorder (ADHD), and Tourette's
Syndrome in a mammal, comprising an amount of a compound according to claim 1 that is
effective in treating such disorder or condition and a pharmaceutically acceptable carrier.

25 15. A method of treating a disorder or condition selected from inflammatory bowel
disease, ulcerative colitis, pyoderma gangrenosum, Crohn's disease, irritable bowel syndrome,
spastic dystonia, chronic pain, acute pain, celiac sprue, pouchitis, vasoconstriction, anxiety, panic
disorder, depression, bipolar disorder, autism, sleep disorders, jet lag, amyotrophic lateral
sclerosis (ALS), cognitive dysfunction; drug/toxin-induced cognitive impairment arising from
alcohol, barbiturates, vitamin deficiencies, recreational drugs, lead, arsenic, or mercury;
30 disease-induced cognitive impairment arising from Alzheimer's disease, senile dementia,
vascular dementia, Parkinson's disease, multiple sclerosis, AIDS, encephalitis, trauma, renal
and hepatic encephalopathy, hypothyroidism, Pick's disease, Korsakoff's syndrome, frontal
dementia or subcortical dementia; hypertension, bulimia, anorexia, obesity, cardiac arrhythmias,
gastric acid hypersecretion, ulcers, pheochromocytoma, progressive supramuscular palsy;
35 chemical dependencies and addictions on or to nicotine, tobacco products, alcohol,
benzodiazepines, barbiturates, opioids or cocaine; headache, migraine, stroke, traumatic brain
injury (TBI), obsessive-compulsive disorder (OCD), psychosis, Huntington's chorea, tardive

-70-

dyskinesia, hyperkinesia, dyslexia, schizophrenia, multi-infarct dementia, age-related cognitive decline, epilepsy, including petit mal absence epilepsy, attention deficit hyperactivity disorder (ADHD), and Tourette's Syndrome in a mammal, comprising administering to a mammal in need of such treatment an amount of a compound according to claim 1 that is effective in treating such disorder or condition.

5

INTERNATIONAL SEARCH REPORT

International Application No
PCT/IB 03/03795A. CLASSIFICATION OF SUBJECT MATTER
IPC 7 C07D487/08 A61P25/00

According to International Patent Classification (IPC) or to both national classification and IPC

B. FIELDS SEARCHED

Minimum documentation searched (classification system followed by classification symbols)
IPC 7 C07D

Documentation searched other than minimum documentation to the extent that such documents are included in the fields searched

Electronic data base consulted during the international search (name of data base and, where practical, search terms used)

CHEM ABS Data, EPO-Internal, WPI Data, PAJ

C. DOCUMENTS CONSIDERED TO BE RELEVANT

Category °	Citation of document, with indication, where appropriate, of the relevant passages	Relevant to claim No.
X	US 4 775 668 A (JEFSON MARTIN R ET AL) 4 October 1988 (1988-10-04) Claim 1; columns 3,4	1-14
X	WO 99 42465 A (BROMIDGE STEVEN MARK ;SERAFINOWSKA HALINA TERESA (GB); SMITHKLINE) 26 August 1999 (1999-08-26) claim 1	1-14
X	EP 0 563 734 A (BAYER AG) 6 October 1993 (1993-10-06) claim 1	1-14
X	WO 01 55150 A (SANOFI SYNTHELABO ;LECLERC ODILE (FR); NEDELEC ALAIN (FR); GALLI F) 2 August 2001 (2001-08-02) cited in the application claim 1	1-14
	-/--	

 Further documents are listed in the continuation of box C. Patent family members are listed in annex.

° Special categories of cited documents :

A document defining the general state of the art which is not considered to be of particular relevance

E earlier document but published on or after the international filing date

L document which may throw doubts on priority claim(s) or which is cited to establish the publication date of another citation or other special reason (as specified)

O document referring to an oral disclosure, use, exhibition or other means

P document published prior to the international filing date but later than the priority date claimed

T later document published after the international filing date or priority date and not in conflict with the application but cited to understand the principle or theory underlying the invention

X document of particular relevance; the claimed invention cannot be considered novel or cannot be considered to involve an inventive step when the document is taken alone

Y document of particular relevance; the claimed invention cannot be considered to involve an inventive step when the document is combined with one or more other such documents, such combination being obvious to a person skilled in the art.

G document member of the same patent family

Date of the actual completion of the international search

9 December 2003

Date of mailing of the international search report

19/12/2003

Name and mailing address of the ISA

European Patent Office, P.B. 5818 Patentlaan 2
NL - 2280 HV Rijswijk
Tel. (+31-70) 340-2040, Tx. 31 651 epo nl,
Fax: (+31-70) 340-3016

Authorized officer

Wolf, C

INTERNATIONAL SEARCH REPORT

Internatic
lication No
PCT/IB 03/03795

C.(Continuation) DOCUMENTS CONSIDERED TO BE RELEVANT		
Category °	Citation of document, with indication, where appropriate, of the relevant passages	Relevant to claim No.
X	US 6 407 095 B1 (JEUNESSE JEAN ET AL) 18 June 2002 (2002-06-18) claim 1 ---	1-14
X	WO 00 06575 A (GASTER LARAMIE MARY ;HEIGHTMAN THOMAS DANIEL (GB); WYMAN PAUL ADRI) 10 February 2000 (2000-02-10) claim 1 ---	1-14
X	US 4 571 396 A (MICH THOMAS F ET AL) 18 February 1986 (1986-02-18) claim 1 ---	1-14
X	EP 0 391 132 A (BAYER AG) 10 October 1990 (1990-10-10) claim 1 ---	1-14
X	EP 0 284 935 A (BAYER AG) 5 October 1988 (1988-10-05) claim 1 ---	1-14
X	WO 88 02627 A (BRISTOL MYERS CO) 21 April 1988 (1988-04-21) claim 1 -----	1-14

FURTHER INFORMATION CONTINUED FROM PCT/ISA/ 210

Continuation of Box I.1

Although claim 15 is directed to a method of treatment of the human/animal body, the search has been carried out and based on the alleged effects of the compound/composition.

Continuation of Box I.1

Claims Nos.: 15

Rule 39.1(iv) PCT - Method for treatment of the human or animal body by therapy

INTERNATIONAL SEARCH REPORT

Intern I application No.
PCT/IB 03/03795

Box I Observations where certain claims were found unsearchable (Continuation of item 1 of first sheet)

This International Search Report has not been established in respect of certain claims under Article 17(2)(a) for the following reasons:

1. Claims Nos.: 15
because they relate to subject matter not required to be searched by this Authority, namely:
see FURTHER INFORMATION sheet PCT/ISA/210

2. Claims Nos.:
because they relate to parts of the International Application that do not comply with the prescribed requirements to such an extent that no meaningful International Search can be carried out, specifically:

3. Claims Nos.:
because they are dependent claims and are not drafted in accordance with the second and third sentences of Rule 6.4(a).

Box II Observations where unity of invention is lacking (Continuation of item 2 of first sheet)

This International Searching Authority found multiple inventions in this international application, as follows:

1. As all required additional search fees were timely paid by the applicant, this International Search Report covers all searchable claims.

2. As all searchable claims could be searched without effort justifying an additional fee, this Authority did not invite payment of any additional fee.

3. As only some of the required additional search fees were timely paid by the applicant, this International Search Report covers only those claims for which fees were paid, specifically claims Nos.:

4. No required additional search fees were timely paid by the applicant. Consequently, this International Search Report is restricted to the invention first mentioned in the claims; it is covered by claims Nos.:

Remark on Protest

- The additional search fees were accompanied by the applicant's protest.
- No protest accompanied the payment of additional search fees.

INTERNATIONAL SEARCH REPORT

International Application No
PCT/IB 03/03795

Patent document cited in search report		Publication date	Patent family member(s)	Publication date
US 4775668	A	04-10-1988	AT 72245 T	15-02-1992
			AU 576302 B2	18-08-1988
			AU 6276886 A	19-03-1987
			BG 49275 A3	16-09-1991
			BG 61091 B2	31-10-1996
			CA 1340734 C	14-09-1999
			CN 86106385 A ,B	03-06-1987
			CZ 8606678 A3	17-02-1993
			CY 1774 A	20-10-1995
			DD 259190 A5	17-08-1988
			DE 3683711 D1	12-03-1992
			DK 171276 B1	19-08-1996
			EG 18184 A	30-12-1992
			EP 0215650 A2	25-03-1987
			ES 2001428 A6	16-05-1988
			FI 863756 A ,B,	19-03-1987
			GR 862363 A1	19-01-1987
			HK 132795 A	01-09-1995
			HU 43070 A2	28-09-1987
			IE 58966 B1	01-12-1993
			IL 80033 A	25-05-1992
			IN 166416 A1	05-05-1990
			JP 2095541 C	02-10-1996
			JP 7098819 B	25-10-1995
			JP 62103083 A	13-05-1987
			KR 8700961 B1	14-05-1987
			LU 90356 A9	26-04-1999
			LV 5514 A3	10-03-1994
			MW 5886 A1	09-12-1987
			MX 3751 A ,B	01-09-1993
			NO 863718 A ,B,	19-03-1987
			NZ 217614 A	28-11-1989
			OA 8410 A	30-06-1988
			PH 24048 A	05-03-1990
			PH 25338 A	30-04-1991
			PL 261410 A1	16-11-1987
			PT 83388 A ,B	01-10-1986
			SG 28094 G	28-10-1994
			SK 667886 A3	05-11-1997
			SU 1482531 A3	23-05-1989
			US 5091383 A	25-02-1992
			US 4861779 A	29-08-1989
			YU 161786 A1	31-10-1987
			ZA 8607063 A	27-04-1988
			ZM 8586 A1	27-03-1987
			ZW 19386 A1	10-12-1986
			<hr/>	
WO 9942465	A	26-08-1999	CA 2321278 A1	26-08-1999
			WO 9942465 A2	26-08-1999
			EP 1066288 A2	10-01-2001
			JP 2002504484 T	12-02-2002
<hr/>				
EP 0563734	A	06-10-1993	DE 4210941 A1	07-10-1993
			AU 3569393 A	07-10-1993
			CA 2093108 A1	03-10-1993
			CN 1079745 A	22-12-1993
			EP 0563734 A1	06-10-1993
			FI 931452 A	03-10-1993

INTERNATIONAL SEARCH REPORT

Internatic
PCT/IB 03/03795

Application No

Patent document cited in search report		Publication date	Patent family member(s)	Publication date
EP 0563734	A		JP 6049074 A	22-02-1994
			MX 9301746 A1	01-11-1993
			NO 931010 A	04-10-1993
			PL 298322 A1	04-10-1993
			ZA 9302348 A	15-10-1993
WO 0155150	A	02-08-2001	FR 2804430 A1	03-08-2001
			AT 247658 T	15-09-2003
			AU 3559501 A	07-08-2001
			DE 60100621 D1	25-09-2003
			EP 1254139 A1	06-11-2002
			WO 0155150 A1	02-08-2001
			JP 2003523359 T	05-08-2003
			US 2003119840 A1	26-06-2003
US 6407095	B1	18-06-2002	FR 2786770 A1	09-06-2000
			AT 249460 T	15-09-2003
			AU 1393000 A	26-06-2000
			DE 69911241 D1	16-10-2003
			EP 1135389 A1	26-09-2001
			WO 0034279 A1	15-06-2000
			JP 2002531565 T	24-09-2002
WO 0006575	A	10-02-2000	WO 0006575 A2	10-02-2000
US 4571396	A	18-02-1986	AT 68793 T	15-11-1991
			AU 566984 B2	05-11-1987
			AU 4092085 A	24-10-1985
			DE 3584463 D1	28-11-1991
			DK 169685 A	17-10-1985
			EP 0159174 A2	23-10-1985
			ES 8607969 A1	16-11-1986
			FI 851471 A ,B,	17-10-1985
			FI 88040 B	15-12-1992
			GR 850933 A1	25-11-1985
			HU 201554 B	28-11-1990
			HU 37759 A2	28-02-1986
			IE 57803 B1	07-04-1993
			IL 74882 A	30-06-1988
			JP 1985948 C	08-11-1995
			JP 7002739 B	18-01-1995
			JP 60260573 A	23-12-1985
			KR 9003494 B1	21-05-1990
			NO 851501 A ,B,	17-10-1985
			NZ 211796 A	08-01-1988
			OA 7995 A	31-01-1987
			PH 21385 A	15-10-1987
			PT 80299 A ,B	01-05-1985
			AR 240830 A1	28-02-1991
			ZA 8502365 A	27-11-1985
EP 0391132	A	10-10-1990	DE 3910663 A1	04-10-1990
			AU 638005 B2	17-06-1993
			AU 5231790 A	04-10-1990
			CA 2013449 A1	03-10-1990
			CN 1046162 A ,B	17-10-1990
			DD 298400 A5	20-02-1992
			EP 0391132 A1	10-10-1990

INTERNATIONAL SEARCH REPORT

Internatio
lication No
PCT/IB 03/03795

Patent document cited in search report	Publication date	Patent family member(s)	Publication date
EP 0391132	A	HU 56563 A2	30-09-1991
		HU 58056 A2	28-01-1992
		JP 2289583 A	29-11-1990
		JP 3046035 B2	29-05-2000
		KR 156245 B1	16-11-1998
		NO 901274 A ,B,	04-10-1990
		NZ 233142 A	25-09-1992
		PH 27364 A	21-06-1993
		PT 93639 A	20-11-1990
		US 5140033 A	18-08-1992
		US 5252734 A	12-10-1993
		ZA 9002510 A	30-01-1991
		EP 0284935	A
DE 3711193 A1	13-10-1988		
AU 1381188 A	06-10-1988		
CN 88101741 A	16-11-1988		
DD 274029 A5	06-12-1989		
DK 180288 A	03-10-1988		
EP 0284935 A1	05-10-1988		
FI 881501 A	03-10-1988		
HU 47098 A2	30-01-1989		
JP 63258855 A	26-10-1988		
NO 881121 A	03-10-1988		
PT 87124 A ,B	01-04-1988		
ZA 8802318 A	04-10-1988		
WO 8802627	A	21-04-1988	
		AU 7632691 A	08-08-1991
		AU 611400 B2	13-06-1991
		AU 8158187 A	06-05-1988
		CN 87106925 A	14-09-1988
		CS 8707295 A2	14-11-1989
		CS 8807400 A2	14-11-1989
		DD 266354 A5	29-03-1989
		DD 280530 A5	11-07-1990
		DK 355588 A	23-08-1988
		EG 18484 A	30-04-1993
		EP 0266576 A2	11-05-1988
		EP 0288519 A1	02-11-1988
		FI 883894 A	23-08-1988
		HU 203753 B	30-09-1991
		HU 52500 A2	28-07-1990
		IE 872696 L	08-04-1988
		NO 883077 A	22-08-1988
		NZ 222047 A	29-01-1991
		OA 8688 A	31-03-1989
		PL 268098 A1	01-09-1988
		PL 156484 B1	31-03-1992
		PT 85886 A ,B	01-11-1987
		WO 8802627 A1	21-04-1988
		US 4965273 A	23-10-1990
		US 4954507 A	04-09-1990
		YU 131088 A1	31-12-1988
YU 186887 A1	31-12-1988		
ZA 8707471 A	05-04-1988		