



US00D577264S

(12) **United States Design Patent**
Shane-Schuldt

(10) **Patent No.:** **US D577,264 S**

(45) **Date of Patent:** **** Sep. 23, 2008**

(54) **SPOON**

(75) Inventor: **Diane Shane-Schuldt**, Sherrill, NY (US)

(73) Assignee: **Oneida, Ltd.**, Oneida, NY (US)

(**) Term: **14 Years**

(21) Appl. No.: **29/306,247**

(22) Filed: **Apr. 4, 2008**

(51) **LOC (8) Cl.** **07-03**

(52) **U.S. Cl.** **D7/653**

(58) **Field of Classification Search** D7/368,
D7/395, 401.2, 642-646, 649-653, 661-664,
D7/669, 675-676, 683, 688-692, 695-696;
30/137, 141-143, 147-150, 322-327, 329,
30/340, 342-346; 416/70 R

See application file for complete search history.

(56) **References Cited**

U.S. PATENT DOCUMENTS

D67,459 S *	6/1925	Gordon	D7/653
D110,647 S *	7/1938	Peterson	D7/653
D116,439 S *	9/1939	Allen et al.	D7/662
D154,004 S *	5/1949	Wagner	D7/653
D334,118 S *	3/1993	Gebhardt	D7/662
D431,758 S *	10/2000	Junko	D7/653
D447,919 S *	9/2001	Junko	D7/653
D485,734 S *	1/2004	Junko	D7/653
D489,942 S *	5/2004	Shane-Schuldt	D7/653
D489,945 S *	5/2004	Shane-Schuldt	D7/653
D491,421 S *	6/2004	Shane-Schuldt	D7/653

D512,280 S *	12/2005	Ito	D7/664
D545,143 S *	6/2007	Shane-Schuldt	D7/653
D549,055 S *	8/2007	Shane-Schuldt	D7/653
D552,936 S *	10/2007	Shane-Schuldt	D7/653
D552,938 S *	10/2007	Ito	D7/653
D553,448 S *	10/2007	Ito	D7/653
D565,362 S *	4/2008	Ito	D7/653
D569,197 S *	5/2008	Richmond	D7/653
D572,091 S *	7/2008	Holcomb	D7/653

* cited by examiner

Primary Examiner—Caron D. Veynar

Assistant Examiner—Ricky Pham

(74) *Attorney, Agent, or Firm*—Marjama Muldoon Blasiak & Sullivan, LLP

(57) **CLAIM**

The ornamental design for a spoon, as shown and described.

DESCRIPTION

FIG. 1 is a top plan view of a spoon, illustrating my new design;

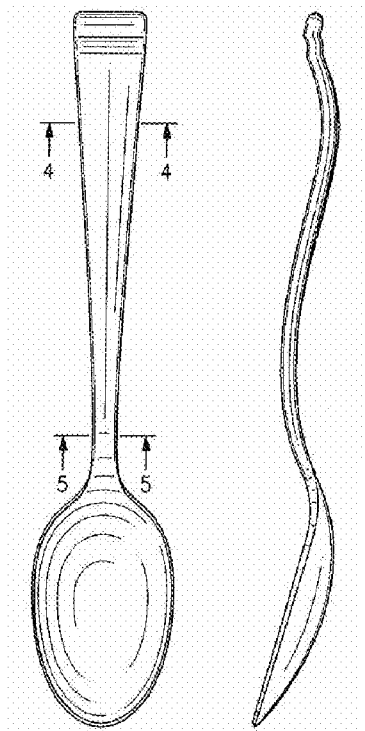
FIG. 2 is a right side view thereof, the left side view being a mirror image;

FIG. 3 is a bottom view thereof;

FIG. 4 is a cross-sectional view taken through line 4—4 of FIG. 1; and,

FIG. 5 is a cross-sectional view taken through line 5—5 of FIG. 1.

1 Claim, 1 Drawing Sheet



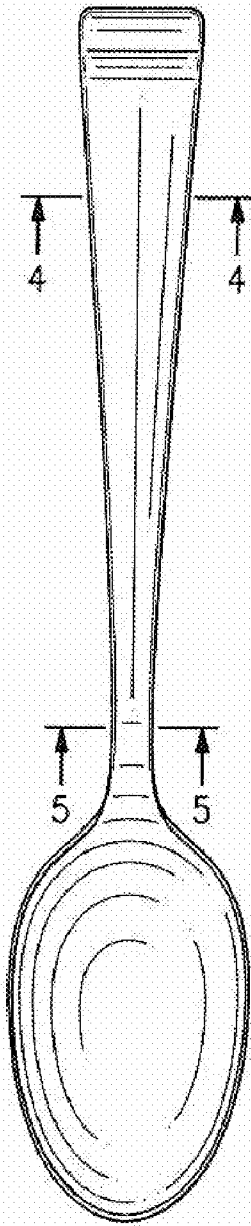


FIG. 1

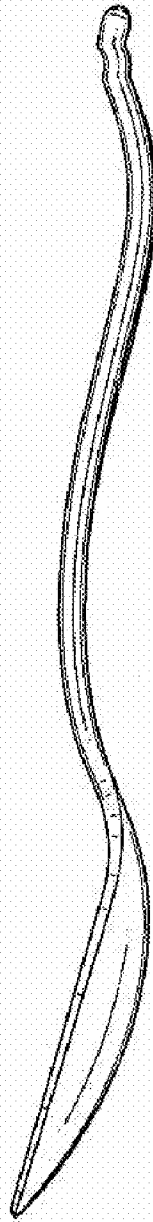


FIG. 2

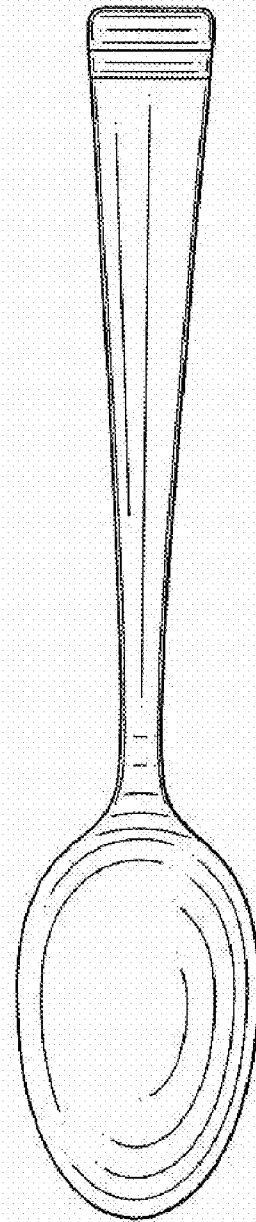


FIG. 3

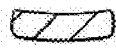


FIG. 4



FIG. 5