



US00D416652S

United States Patent [19] Martin

[11] **Patent Number: Des. 416,652**

[45] **Date of Patent: ** Nov. 16, 1999**

[54] **WHIP HANDLE**

D. 338,149 8/1993 Adams D8/107

[75] Inventor: **Jack L. Martin**, Libertyville, Ill.

Primary Examiner—Alan P. Douglas

Assistant Examiner—Reid Hecker

[73] Assignee: **Libertyville Saddle Shop, Inc.**,
Libertyville, Ill.

Attorney, Agent, or Firm—Trexler, Bushnell, Giangiorgi &
Blackstone, Ltd.

[**] Term: **14 Years**

[57] CLAIM

[21] Appl. No.: **29/085,402**

The ornamental design for a whip handle, as shown and described.

[22] Filed: **Mar. 23, 1998**

DESCRIPTION

[51] **LOC (6) Cl.** **30-05**

FIG. 1 is a top perspective view of a whip handle showing my new design;

[52] **U.S. Cl.** **D30/156; D8/107**

FIG. 2 is a front elevational view thereof;

[58] **Field of Search** D8/107, DIG. 4,

FIG. 3 is an enlarged top plan view thereof; and,

D8/DIG. 7; D30/156; 81/177.1, 489; 231/2.1,
3, 4, 5, 6

FIG. 4 is an enlarged bottom plan view thereof.

[56] References Cited

The broken line showing of a whip shaft in FIGS. 1, 2 and 4 is environmental only and forms no part of the claimed whip handle design.

U.S. PATENT DOCUMENTS

D. 36,878 4/1904 Seeger D24/152

1 Claim, 1 Drawing Sheet

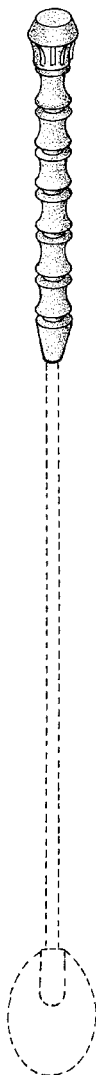


FIG. 1

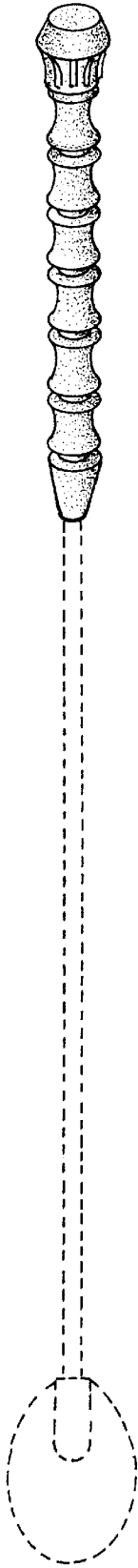


FIG. 2

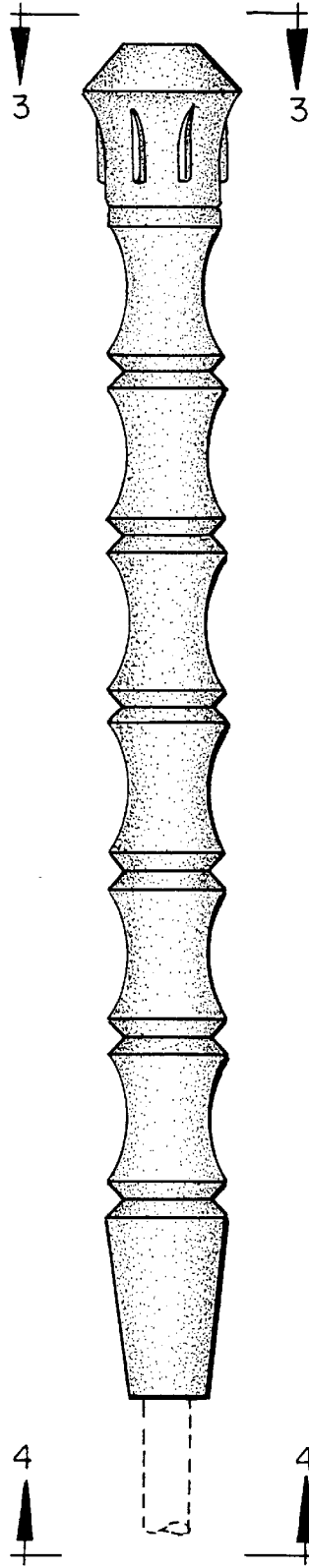


FIG. 3

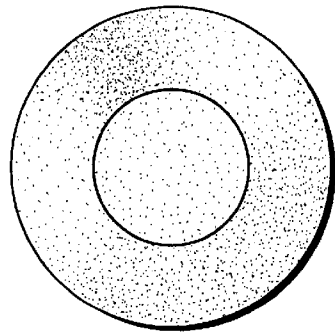


FIG. 4

