

(19) World Intellectual Property Organization
International Bureau



(43) International Publication Date
1 April 2004 (01.04.2004)

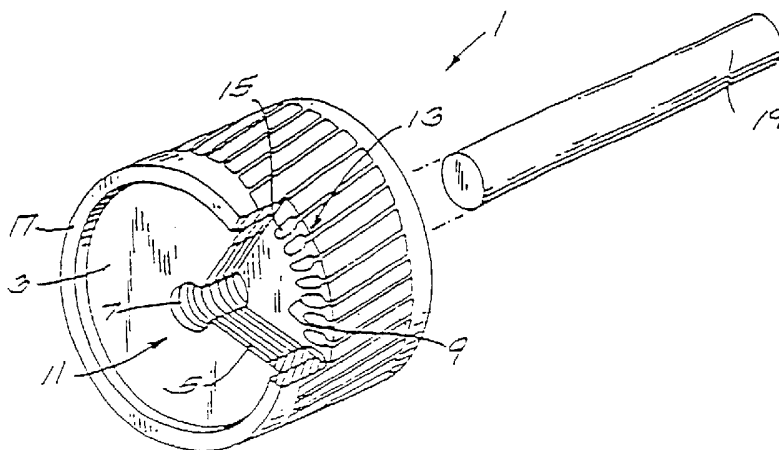
PCT

(10) International Publication Number
WO 2004/027104 A2

- (51) International Patent Classification⁷: C23C (74) Agent: BOYER, Michael, Kevin; Orscheln Management Co, 2000 U.S. Highway 63 South, Moberly, MO 65270 (US).
- (21) International Application Number: PCT/US2003/030194 (81) Designated States (national): AL, AM, AT, AU, AZ, BA, BB, BG, BR, BY, CA, CH, CN, CU, CZ, DE, DK, EE, ES, FI, GB, GE, GH, GM, HR, HU, ID, IL, IS, JP, KE, KG, KP, KR, KZ, LC, LK, LR, LS, LT, LU, LV, MD, MG, MK, MN, MW, MX, NO, NZ, PL, PT, RO, RU, SD, SE, SG, SK, SL, TJ, TM, TR, TT, UA, UG, UZ, VN, YU, ZW.
- (22) International Filing Date: 23 September 2003 (23.09.2003) (25) Filing Language: English (26) Publication Language: English (84) Designated States (regional): ARIPO patent (GH, GM, KE, LS, MW, MZ, SD, SL, SZ, TZ, UG, ZM, ZW), Eurasian patent (AM, AZ, BY, KG, KZ, MD, RU, TJ, TM), European patent (AT, BE, BG, CH, CY, CZ, DE, DK, EE, ES, FI, FR, GB, GR, HU, IE, IT, LU, MC, NL, PT, RO, SE, SI, SK, TR), OAPI patent (BF, BJ, CF, CG, CI, CM, GA, GN, GQ, GW, ML, MR, NE, SN, TD, TG).
- (30) Priority Data: 60/413,030 23 September 2002 (23.09.2002) US (71) Applicant: ELISHA HOLDING LLC [US/US]; 2000 US HWY 63 South, Moberly, MO 65270 (US). (72) Inventors: HEIMANN, Robert, L.; #2 Sunrise Circle, Centralia, MO 65240 (US). FLINT, Bruce; 1500 Affirmed, Columbia, MO 65202 (US). Published: — without international search report and to be republished upon receipt of that report

[Continued on next page]

(54) Title: COATING COMPOSITIONS FOR ELECTRONIC COMPONENTS AND OTHER METAL SURFACES, AND METHODS FOR MAKING AND USING THE COMPOSITIONS



(57) Abstract: A method is disclosed for providing inorganic and/or organic coating compositions onto rotor cores to eliminate soldering during aluminum injection. These coatings can also be applied upon electric motor rotors and/or stators laminates as well as other electronic components such as transformers. The disclosed method provides a coating upon a zinc core (e.g., having threads or holes) that is embedded within a cast metal and in turn removed from the casting in order to define a cavity within the casting. The disclosed method also provides at least one film or layer of a coating composition within channels or bar slots defined by the rotor of the electric motor core/rotor (depending upon the design of the motor the slots can be defined within the rotor or open ended along the longitudinal axis of the rotor). The coating composition is also typically applied upon all exposed surfaces of the rotor, e.g., within the channels and exterior surfaces of the rotor. The coated rotor is then contacted with a molten metal. The coating composition functions to isolate the laminates (e.g., steel) of the rotor from a molten metal (e.g., aluminum and its alloys), which surrounds the rotor and fills the channels thereby embedding the rotor, and prevents the metal from forming an undesirable conductive path typically termed soldering among the individual laminates.

WO 2004/027104 A2



For two-letter codes and other abbreviations, refer to the "Guidance Notes on Codes and Abbreviations" appearing at the beginning of each regular issue of the PCT Gazette.

TITLECOATING COMPOSITIONS FOR ELECTRONIC COMPONENTS AND OTHER
5 METAL SURFACES, AND METHODS FOR MAKING AND USING THE
COMPOSITIONS

This application claims the benefit of U.S. Provisional Application No.
60/413,030, filed September 23, 2002. The disclosure of Application No. 60/413,030 is
10 incorporated by reference.

FIELD OF THE INVENTION

The subject matter of the instant invention relates to coating compositions
containing at least one silica or borate containing compound, methods for making the
15 compositions and methods of using the compounds for treating a metal surface. The
subject matter also relates to preventing or reducing liquid metal corrosion while
enhancing the surface to receive secondary coatings or improve wear resistance, among
other properties.

20 BACKGROUND OF THE INVENTION

Electric motors and methods of manufacturing the same are well known. A core
(also known as a rotor core) of the motor comprises stacked and coined together
laminates. Each individual laminate defines a center opening for connecting a shaft and a
series of evenly spaced openings around the periphery of the laminate. The openings can
25 have any suitable configuration. The laminates are stacked and coined in a sequential and
slightly offset fashion such that the openings around the periphery define a spiral channel
passing along the longitudinal axis of the core/rotor. This channel passes along the
longitudinal axis in a helix or spiral fashion that enhances the motor performance. The
rotors cores are heat treated to form a surface comprising magnetite Fe_3O_4 . After heat
30 treating, the channels are injected with molten aluminum thereby encapsulating the rotor

within aluminum. The aluminum is typically injected at a temperature of about 1,300 to about 1,400 F and at a pressure of about 4,000 to about 6,000 psi.

There is a problem in this art associated with injecting the aluminum within the channels. It is believed that the aluminum can solder to the steel and form an electrical
5 connection between the laminates, e.g., as detailed in "A Description of the Functions and Process Tests For Cast Aluminum Induction Motor Squirrel Cage Rotors" by J. Johnson et al., presented as a paper at Rotor Technology '86, February 5-7, 1986, the disclosure of which is hereby incorporated by reference. Such an electrical connection (e.g., from an inter-metallic due to liquid metal contact/corrosion), can cause a short within the electric
10 motor thereby reducing, if not eliminating, the effectiveness of the electric motor. There is a need in this art for an electric motor fabrication method that isolates the aluminum from the laminates e.g., prevents the molten aluminum from infiltrating between the stacked/coined laminates (with or without a magnetite surface).

There is also a need in this art to improve electric motor manufacturing by
15 employing the principals known as "lean manufacturing" in order to eliminate non-value added activities during the manufacturing process. Examples of non-value added activities are described in U.S. Patent Nos. 5,161,597 (Dohoger) and 5,488,984 (Fahy), e.g., burn-off ovens, oxidation furnaces, hot drop, among other processing delays. By improving electric motor manufacturing and employing statistical process controls, the
20 amount of work in progress can be reduced and "just in time" production methods can be adopted.

As described in U.S. Patent No. 5,488,984, rotors of electric motors can be coated with sodium nitrate. Other conventional coatings compositions and methods for treating metals are disclosed in U.S. Patent Nos. 4,870,814; 4,032,366; 5,182,963; 5,776,261;
25 3,839,256; 3,372,038; 2,641,556; 2,803,566; 5,723,181; 2,554,250; 1,068,410; 2,811,473; 2,282,163; 3,910,797; 3,832,204; 3,917,648; 2,978,361; 5,789,085; 3,796,608; 3,133,829; 2,385,332; 2,799,658; 2,641,556; 3,839,256; and 3,752,689.

U.S. Patent Nos 6,564,856 and 6,427,755 disclose injecting aluminum around a zinc core having a predetermined configuration. The embedded zinc core is removed,
30 e.g., by melting, thereby forming a shaped aluminum article.

Magnetic Silicon Steels produced for use as laminates either for rotor, stator or transformer application typically require an annealing separator comprising thin films of inorganic compounds such as magnesium oxide and phosphate as taught by J. Evans in U.S. Patent No. 3,615,918 and Akerblom in U.S. Patent No. 4,120,702 and Nakayama U.S. Patent No. 4,875,947 and magnesium from U.S. Patent No. 2,385,332 V. Carpenter, and Steger in U.S. Patent No. 3,583,887, sodium silicate Lee in U.S. Patent No. 3,945,862 teaches an amorphous magnesia silica complex and a boron bearing compound. Evans teaches an insulation coating for electrical steels in U.S. Patent No. 3,996,073 comprising an aluminum magnesium phosphate solution with colloidal silica and chromic anhydride. Organic quaternary ammonium silicate coatings are taught by R. Parkinson, U.S. Patent No. 3,839,256 and polyvinyl acetate with phosphoric acid and chromic acid is taught by Kitayama in U.S. Patent No. 3,793,073. Additionally, Yamazaki, in U.S. Patent No. 5,961,744 teaches colloidal silica and aluminum phosphate. Haselkom in U.S. Patent No. 4,496,399 teaches silica and aluminum silicate dispersed in vinyl resins, while Morito in U.S. Patent No. 4,255,205 teaches silicate aluminum oxide, strontium and barium compounds in phosphoric acid. B. Perfetti in U.S. Patent No. 4,507,360 teaches magnesium silicate, mica, titanium oxide and alkali metal borate. Perfetti also teaches in U.S. Patent No. 4,517,325 the use of organic quaternary ammonium silicate and ethylene/acrylic or ethylene/vinyl/acetate copolymer a small amount of barium, strontium or lead chromate. Katayama in U.S. Patent No. 4,844,753 teaches acrylic and a acrylic styrene resins with chromates. Nakamura in U.S. Patent No. 4,618,377 also teaches emulsions. U.S. Patent No. 1,951,039 by Scharschu, teaches sodium silicate, lime and iron oxide. D. Loudermilk teaches inorganic/organic insulating films in U.S. Patent No. 5,955,201 utilizing aluminum silicate, aluminum potassium silicate and magnesium silicate dispersed in a water-soluble, organic solvent, resin. . Also acrylic resin with chromates are taught by K. Kenichi in U.S. Patent No. 4,844,753. Also Robinson teaches a paint in U.S. Patent No. 2,641,556 comprising refractory material suspended in a solution of a decomposable binder such as a solution of an alkyd resin, cellular acetate in organic solvents. U.S. Patent No. 5,922,413 by Takeda, teaches a method of coating a rotor core by applying a liquid primer followed by applying a powder

coat. The disclosure of the previously identified U.S. Patents and publications is hereby incorporated by reference.

SUMMARY OF THE INVENTION

5 The present invention relates to coating compositions and methods for using such compositions. The present invention solves problems associated with conventional electric motor manufacturing practices by providing inorganic and/or organic coating compositions applied to rotor cores to eliminate soldering during aluminum injection. These coatings can be applied upon rotor and/or stators laminates to enhance motor
10 performance. These coatings can also be employed in transformers and other electronic components. The instant invention further solves problems associated with conventional electric motor fabrication methods by providing at least one film or layer of a coating composition within channels or bar slots defined by the rotor of the electric motor core/rotor (depending upon the design of the motor the slots can be defined within the
15 rotor or open ended along the longitudinal axis of the rotor). The inventive coating composition is also typically applied upon all exposed surfaces of the rotor, e.g., within the channels and exterior surfaces of the rotor. The coated rotor is then contacted with a molten metal. The coating composition functions to isolate the laminates (e.g., steel) of the rotor from a molten metal (e.g., aluminum and its alloys), which surrounds the rotor
20 and fills the channels thereby embedding the rotor, and prevents the metal from forming an undesirable conductive path typically termed soldering among the individual laminates.

 If desired a zinc die cast core can be coated as described above and then overmolded or embedded within aluminum. The aluminum can be in a semi-liquid state
25 (e.g., known as sub-liquidus casting) such as described in U.S. Patent Nos. 6,564,856 and 6,427,755; the disclosure of which is hereby incorporated by reference. The instant invention can be used for treating the zinc die cast core prior to contact with molten aluminum.

 In one aspect of the invention, the coating composition interacts or reacts with a
30 molten aluminum phase, i.e., the molten aluminum that is injected into and around the

rotor. That is, the molten aluminum can react in situ with at least a portion of the inventive coating to form a mixed oxide. By reacting with the molten aluminum, the inventive coating prevents the aluminum from adversely affecting (or contacting) an underlying metal containing surface. The mixed oxide or reaction product can also
5 function as a barrier or shield to the underlying metal containing surface, e.g., silicon steel laminates.

In another aspect of the invention, the metal surface is cleaned or otherwise pretreated in order to enhance the effectiveness of a subsequently applied coating composition. The pretreatment can comprise being contacted with a commercially
10 available material such as Isoprep NCZ (e.g., comprising sodium hydroxide, sodium carbonate, sodium phosphate tribasic and surfactants) that is typically effective at removing unwanted oils (e.g, machining oils). The pretreatment can also comprise a multi-step process and include rinsing steps between pretreatments. A multi-step pretreatment process can comprise contacting with the aforementioned commercially
15 available material, at least one acid salt material, an alkaline material, water, among other materials. An example of a suitable acid salt material comprises at least one dibasic compound such as ammonium citrate dibasic and an acid such as sulfuric acid. Acid salt materials are typically effective at removing unwanted oxide films or layers from the metal surface. An example of an alkaline material comprises sodium hydroxide.
20 Alkaline materials are typically effective at forming a functionalized metal surface, e.g., a hydroxylated metal surface. When oil removal, oxide removal and functionalization pretreatments are used sequentially, the metal surface is cleaned and prepared to interact with the coating composition.

The instant coating composition functions to not only isolate the channels from
25 corrosion and/or corrosion erosion caused when the aluminum is injected into the channels and serves as a heat shield but also reacts with molten aluminum and other phases present during injection. In some cases, the coating can interact with the molten aluminum to form a layer having a distinct composition, e.g., a glassy or an amorphous layer. The layer can be comprised of at least one of silicate or at least one borate
30 containing compounds, a complex oxide, complex iron-sodium silicates, aluminum

potassium silicates, aluminum/silicate Al/Si, mixtures thereof, among other materials including clays (e.g., bentonite, montmorillinate, talc, etc). This layer can also function as an electrical insulator between the steel of the core/rotor laminates and the adjacent aluminum. By "electrical insulator" it is meant that the layer has an electrical resistance of greater than about 1.0 milli-ohm (or a conductivity of less than about 1.0 milli-mho).
5 By "adjacent" as used in this specification and the claims, unless expressly stated otherwise, means two components or layers that are in contact with each other, are next to each other with a space separating them, or are next to each other with a third component or layer in between.

10 In another aspect of the invention, the coating composition further comprises iron nano-particles. The nano-particle containing composition, e.g., within a carrier comprising a water soluble polymer, can be incorporated within any suitable porous article. Examples of such porous articles comprise electronic components, magnets, shaped powdered metals, among other articles. If desired, the porous article (after being
15 impregnated) can be heated.

The coating composition can also impart corrosion resistance to the surfaces of the rotor, e.g., the exterior surface of the rotor. That is, the coating composition reduces, if not eliminates, rotor corrosion that can occur prior to being contacted with aluminum.

20 CROSS-REFERENCE TO RELATED PATENTS AND PATENT APPLICATIONS

The subject matter of this invention is related to copending and commonly assigned U.S. Patent Application Serial No. 09/578,228, filed on May 24, 2000 and entitled "Coating Composition For Electronic Components and Other Metal Surfaces And Methods For Making And Using The Composition"; U.S. Patent Nos. 5,714,093;
25 5,871,668; 6,015,855; and U.S. Patent Application Serial Nos. 09/016,853, filed on January 30, 1998 and entitled "Corrosion Resistant Coatings Containing An Amorphous Phase"; Serial No. 09/016,850, filed on January 30, 1998 and entitled "Silicate Coatings and Uses Thereof", now allowed; Serial No. 09/532,982, filed on March 22, 2000 and entitled "An Electrolytic Process For Forming a Mineral"; Serial No. 09/957,767, filed on
30 September 21, 2001 and entitled "Corrosion Resistant Lubricants, Greases and Gels"; and

interchangeable herein. Examples of such silica containing materials comprise at least one member chosen from the group of silica, boro-silicates, silicates such as magnesium silicate, calcium silicate, potassium silicate, lithium silicate, sodium silicate and magnesium silicate; tetra-ethyl, tetra-methyl orthosilicate, silicones, kaolin, Al-Na (SiO₂) complex oxides, sodium aluminate, silanes, partially hydrolyzed ethyl ortho silicate and its reaction products formed with quaternary ammonium compounds (e.g., cetyltrimethyl ammonium bromide in ethyl alcohol), iron silicate, tetra alkyl ammonium salts of silica acids, precursors thereof, among others. Silicate containing materials also include TEOS, TMOS, among others. Silica containing material also includes colloidal silica that is optionally stabilized with sodium aluminate, ammonium, alumina coated, contains ethyl glycol, among other stabilizations and treatments (these materials are supplied in aqueous solutions commercially as Ludox®). Normally, the amount of silica containing material will comprise about 5 to about 50 wt.% of the composition. When the silica containing material comprises a silicate such as sodium silicate, the composition will have a basic pH; normally about 9 to about 11.5.

If desired, the silicate containing material can have a predetermined oligomeric or polymeric silicate content (e.g., as described in U.S. Patent Application Serial No. 10/359,402 or WO 03/066937; the disclosure of which is hereby incorporated by reference). An example of a silicate containing material have a predetermined sodium to silicate ratio, or predetermined oligomeric or polymeric silicate content comprises D-grade sodium silicate (available commercially from PQ Corporation). Such a silicate containing material can be stabilized by adding at least one material selected from the group consisting of tetraalkylammonium hydroxides such as tetramethyl, tetraethyl, tetrapropyl and tetrabutyl ammonium hydroxides. The amount of stabilizer can vary depending upon the composition of the stabilizer, condition of silicate medium to which stabilizer is introduced, among other parameters (e.g., about 1% to 50wt.% stabilizer). A non-limiting example of a stabilized silicate medium comprises a blend of 4.78 gal H₂O, 2.58 gal sodium silicate (N-Grade sodium silicate), and 2.24 gal tetramethylammonium hydroxide (TMAOH).

30

In one aspect of the invention, the inventive composition is heated to a temperature and for a period of time sufficient to enhance the interaction between the composition and the metal surface (e.g., the interaction can form an ablative or heat resistant surface). While any suitable temperature can be employed a temperature of at least about 50C to less than about 100C is desirable, e.g., about 70 to 80 C and typically about 75C. For example a silica containing material comprising at least one silicate (e.g., N grade sodium silicate having an $\text{SiO}_2:\text{Na}_2\text{O}$ ratio of 3:2 or D grade with a relatively low ratio), and optionally colloidal silica (e.g., Ludox®) is heated to a temperature of about 75 prior to contacting a metal surface. If desired, the metal surface can be pretreated prior to contacting the heated silica containing material.

Instead of or in addition to the at least one silica containing material or precursors thereof, the coating composition can comprise at least one borate containing material or precursors thereof. Examples of such borate containing materials comprise at least one member chosen from the group of boric acid, boro-silicates, metaboric acid, boron oxide, ammonium tetraborate, ammonium pentaborate, ammonium peroxyborate, beryllium ortho borate, orthoboric acid, tetraboric acid, boron phosphide, boron selenide, boron trisilicide, boron hexasilicide, boron trisulfide, boron pentasulfide, lead borate, zinc borate, magnesium borate, cesium borate, rubidium borate, precursors thereof, among others. Borate containing materials can further comprise at least member chosen from the group of aluminum oxide, zirconium silicate, magnesium silicate, kaolin, potassium silicate, sodium silicate, calcium silicate, sodium aluminate, bentonite, among others. Normally, the amount of borate containing material will comprise about 10 to about 25 wt.% of the composition.

The silica and/or borate containing material can also include compounds that provide enhanced protection to the rotor core from the injected metal, e.g., electrically insulate the core from the injected metal. Examples of such compounds can comprise at least one member selected from the group consisting of wollastonite, bentonite, hectorite (both forms of smectite), calcium sulfate (Plaster of Paris), among other inorganic compounds or organic precursors to such compounds.

The silica and/or borate containing compositions can be employed with or without metals such as zinc described in the aforementioned U.S. Patents. The silica and/or borate containing material(s) can be dispersed within either an aqueous or a solvent-containing carrier. Examples of a suitable carrier can comprise at least one member
5 selected from the group consisting of methanol, ethanol, isopropanol, water compatible polymers such as urethanes, acrylics, etc., among other carriers compatible with the silica and/or borate containing material. Normally, the amount of carrier comprises about 5 to about 20 wt.% of the coating composition.

In one aspect of the invention, one coating composition can further comprise at
10 least one member selected from the group consisting of sodium aluminate, sodium clays, bentonite kaolin, peroxide or oxygen releasing compounds, molecular sieves, ammonium hydroxide, amines, ammonium zirconyl carbonate, intumescent materials, among others.

In another aspect of the invention, one coating composition can further comprise at least one sugar or other carbonizable material. By "carbonizable" it is meant to refer to
15 at least one compound (and precursors thereof) that at least partially converts to a carbon when exposed to a sufficient amount of heat. Example of suitable carbonizable materials comprises sugar, starch, grain flour, wood flour, ground hulls (e.g., rice, pecan, among others), the compositions disclosed in U.S. Patent Nos. 3,224,927 and 3,796,608 (hereby incorporated by reference), precursors and mixtures thereof, among others. The
20 carbonizable material can be incorporated by any expedient method or means into a silica and/or borate containing materials. The presence of at least one carbonizable material in the inventive composition provides a substantially non-conductive, uniform and heat resistant coating, e.g., the coating can protect an underlying metal surface from exposure to a molten metal such as molten aluminum.

The metal containing surface to be treated with the inventive composition(s) can
25 be pre-treated or cleaned in accordance with conventional methods. Such methods are employed for removing oils and debris that could interfere with application of the coating composition. An example of a pre-treatment comprises hydrogen peroxide and one of the aforementioned solvents or hot alkali cleaning to a water break rinse. Another example
30 of a pre-treatment comprises the cleaners described in "Surface Preparation Of Metals

Prior To Plating” by Dr-Ing. N.V. Mandrich, presented at AESF Technical Conference, SurFin 2002, Chicago, IL (July 2002); the disclosure of which is hereby incorporated by reference. The metal surface can also be pre-treated in accordance with conventional methods such as phosphating (e.g., commercially available “MetalPrep”), chromating, among other metal treatment processes. In accordance with the inventive method, a
5 phosphated surface is preferably contacted with a borate containing material.

In another aspect of the invention, the metal surface is cleaned or otherwise pretreated in order to enhance the effectiveness of a subsequently applied coating composition. The pretreatment can comprise at least one of oil removal/degreasing, oxide removal (e.g., surface activation), surface functionalization (e.g., hydroxylize),
10 among other steps. The concentration, time and temperature of a pretreatment can be varied in order to improve the effectiveness of a given pretreatment. A pretreatment effective at oil removal (e.g., machining oils) can comprise being contacted with a commercially available material such as Isoprep NCZ (e.g., sodium hydroxide and
15 surfactant), alkaline cleaner builders such as orthophosphates, sodium metasilicate, sodium carbonate, sodium borate, surfactants such as sodium alkylbenzene sulfonate, quaternary ammonium chloride, alkyl substituted imidazoline, ethoxylated long chain alcohols, emulsions, soaps, detergents, solvents (e.g., chlorinated hydrocarbons alcohols, aliphatic petroleums, acetone, naphtha), mixtures thereof, among others which can be
20 combined with mechanical methods such as scrubbing, ultrasonics, molten salt baths, vapor degreasing. A pretreatment effective at oxide removal comprises exposing the metal surface to an admixture or a solution comprising at least one acid, an acid source, at least one water soluble chelating agent, among others. Oxide removal can also function to activate the metal surface by removing any naturally occurring oxide or passivating
25 compounds. Examples of suitable oxide removers comprise at least one member from the group of ammonium citrate dibasic, glycols, bidentates, phosphines, among others. An example of a suitable oxide remover comprises at least one dibasic compound such as ammonium citrate dibasic and an acid such as sulfuric acid.

The metal surface can be functionalized for increasing the interaction with the
30 coating composition. Alkaline materials are typically effective at forming a

functionalized metal surface, e.g., a hydroxylated metal surface. An example of an alkaline material comprises sodium hydroxide, potassium hydroxide, lithium hydroxide, among others. If desired oil removal, oxide removal and functionalization can be employed sequentially for pretreating a metal surface. When oil removal, oxide removal and functionalization pretreatments are used sequentially, the metal surface is cleaned and prepared for increased interaction with the coating composition. The metal surface can also be rinsed between pretreatment steps (e.g., a water rinse between pretreatment steps).

The inventive composition can be applied onto the metal to be treated by any suitable method. Examples of such methods comprise spraying, dipping, immersing, rolling, brushing, electrostatic including powder coatings, fluidized bed coating systems, chemical vapor depositions, physical vapor deposition, among other methods. When the metal comprises a core of an electric motor, the best results are obtained by rolling the core in a direction parallel to its longitudinal axis within a reservoir of the inventive coating composition. The core is rolled such that the composition infiltrates the aforementioned channels. Depending upon the electric motor, the entire core or selected portions thereof can be coated with the inventive composition. If desired, applying an electrical current and/or a vacuum pump can enhance the application method. Normally, the coating composition will form an approximately 1 to 10 mil thick film upon the interior of the channels of the core and the O.D.

The coating composition can comprise more than one coating having similar or distinct chemistry. As a result, the coating can be tailored to the environment created by the injected molten metal reacts with the silica and/or borate containing coating in order to provide the desired insulation between the metal and core as well as filling the notches created by the laminate spiral. If desired a secondary coating can be applied upon the silica and/or borate containing coating. Such secondary coatings can be employed as a heat shield, oxygen shield, reactive, sacrificial, intumescent, chemical resistant, erosion resistant, among other desirable properties. In the case of an intumescent coating, depending upon the coating composition a temperature of about 250F to 1325F is sufficient to cause the coating to expand. In the case of a metal surface comprising an electric motor rotor, a first coating comprising at least one silica containing material such

as TEOS, TMOS, sodium silicate, potassium silicate, among others, or at least one borate containing material such as borax, boric acid, bentonite, among others is applied upon a motor rotor and a secondary coating comprising at least one of silica, sodium silicate and optionally a surfactant and water soluble polymer are applied upon the first coating. The coatings can be pre-reacted (prior to aluminum injection) by exposure to a heat source.

In an aspect of the invention, the infiltrated coating is converted into an oxide-containing surface. The infiltrated coating can then be converted, e.g. into an amorphous material or oxide, at any suitable temperature, e.g., about 200 to 500 C in one or two stages as described in U.S. Patent 5,510,188 (hereby incorporated by reference). If desired, the conversion can be performed in a controlled atmosphere such as hydrogen, high humidity, carbon dioxide, ammonia, nitrogen, oxygen, among others. The conversion with or without a controlled atmosphere can be enhanced by adding heat, e.g., with infrared, microwave, electrical resistance, among other known heating methods.

In one aspect of the invention, the individual laminates are contacted with the coating composition. The coated laminates can then be stacked and coined together in order to form a core. The resultant core can then be processed to form an electric motor in accordance with conventional methods.

In another aspect of the invention, the coating within the channels is contacted with at least one insolubilizing agent. While any suitable insolubilizing agent can be employed examples comprise at least one member chosen from the group of phosphoric acid, hydrofluoric acid, sulfuric acid, nitric acid, alkaline earth metal oxides and hydroxides, salts of amphoteric metals, among others including those described in U.S. Patent No. 3,301,701 (hereby incorporated by reference). The insolubilizing agent can react with the coating, i.e., a silica containing coating, thereby forming an insoluble amorphous coating.

In a further aspect of the invention, the metal surface (including channels) are contacted with a conventional phosphating pre-treatment. The phosphated metal surface is contacted with a first silica and/or borate containing composition, e.g., comprising sodium silicate and/or tetraorthosilicate (optionally containing zinc), that in turn is contacted with a second silica or borate containing composition. The first composition

can comprise a silica containing composition comprising a 50/50 wt.% combination of silica and at least one silicate, e.g., sodium silicate. The second silica containing composition can comprise a commercially available silica such as Ludox®, an aqueous dispersion such as disclosed in U.S. Patent Application Serial No. 09/016,462 (U.S. Patent No. 6,033,495), among others. The second composition normally contains a greater concentration of silica than the first composition. Without wishing to be bound by any theory or explanation, the second composition is directly contacted by the metal that is injected into the stacked laminates (rotor) wherein the second composition can react with the molten metal. That is, the coating functions as an intumescent swelling sacrificial layer that electrically segregates the injected metal (when molten and solidified) from the metal of the rotor core. The swelling sacrificial layer may be converted, e.g., reduced, by the molten metal and form an amorphous phase. The coating can also function to fill gaps or voids among the stacked laminates thereby preventing the molten metal from infiltrating into the gaps.

The thermal properties of the inventive composition can be improved by adding at least one member selected from the group consisting of boron nitride, aluminum nitride, silicon carbide, silicon nitride, carbon, boron oxide, mixtures and organic precursors thereof. The amount of thermal additive normally comprises about 5 to about 50 wt.% of the composition.

If desired, after exposing the metal surface to the inventive coating, a secondary coating can be applied. Examples of secondary coatings comprise at least one member selected from the group consisting of heat cured epoxies, silanes, aluminum oxide coating coatings, magnesium oxide containing coatings, borate containing coatings, among other coatings. The secondary coatings can be used to further modify the surface of the metal.

The inventive process can improve the adhesion between the metal surface and the secondary coating.

The magnetic properties of the inventive composition (and substrates treated with the composition) can be modified by adding ferromagnetic material, e.g., ranging from micron to nano sized particles. Such material may enhance the magnetic field or reduce eddy current loss in electronic components such as laminates, transformer and electric

motor stacks. Iron nanoparticles typically range in size from about 4 to about 5 nanometers as described in greater detail in U.S. Patent No. 6,045,925 (Klabunde); hereby incorporated by reference. Iron nanoparticles can be heat treated to form agglomerates of about 20 nanometers. Larger particles comprising strontium hexaferrite range in size from about 1.2 to about 1.8 micron. Iron nanoparticles can be coated to prevent corrosion of the particles. Normally, iron nanoparticles are a few microns in size, contain less than about 2.0 wt.% carbon (usually less than about 0.9wt.% carbon), and a length to width ratio of about 3:1 to about 20:1. The characteristics of iron nanoparticles are described in greater detail in U.S. Patent Nos. 5,213,816; 5,397,530; 5,268,140; 5,063,011; 4,601,765; 4,947,065; "Nanoscale Magnetic Particles" by Easom et al., Polyhedron, Vol, 13, No. 8, pp. 1197-1223, 1994; "Encapsulated Nanoparticles of Iron Metal" by Klabunde et al., Chemistry of Materials, 1994, 6; and "Nanoscale Iron Crystallites Encapsulated in Nonmagnetic Metal Shells" by Zhang et al., High Temperature and Materials Science, Vol. 36, 1996; hereby incorporated by reference.

Without wishing to be bound by any theory or explanation, it is believed that iron nanoparticles are more electromagnetically responsive than plain steel or silicon steel, and when combined with iron nanoparticles improved magnetic properties at cold temperature the addition of a thin film containing iron nanoparticle on a stator, slot and/or rotor may enhance motor performance by reducing eddy currents. Iron nanoparticles are available from Nantek, Manhattan, Kansas, Magnetics International, Chicago, Illinois, Kane Magnetics, Kane Pennsylvania, and Kanto Kenka Kogyo (Grade Mapex 2000). In most cases, it is desirable to coat the nanoparticles in order to prevent corrosion or rapid oxidization. Typically, the nanoparticles are coated with carbon, corrosion resistant metals, water insoluble resins, among other protective coatings. Normally, the amount of nanoparticles will comprise about 5 to about 50 wt.% of the coating composition

The inventive composition can be prepared in accordance with conventional mixing methods. If desired, a wide range of additives can be included in the inventive composition such as one or more members selected from the group consisting of viscosity control agents (e.g., aliphatic polymer with carboxylic acid groups, e.g., CARBOPOL supplied by B.F. Goodrich, xantham gum, silica, synthetic minerals, e.g., LAPONITE

supplied by Southern Clay Products), pH modifiers (e.g., an alkaline material such as at least one member selected from the group consisting of sodium hydroxide, potassium hydroxide, triethanolamine, ammonium hydroxide), dyes, surfactants, solvents, among other materials. The amount of additive normally comprises about 1 to about 20 wt.% of the coating composition.

In a further aspect of the invention, the integrity of the coating composition can be enhanced by heating subsequent to application. Heating can occur by any suitable method such as an oven, centrifuging, convention, among other methods. If desired, the dried part can be rinsed to remove water soluble material and dried again. Examples of suitable drying methods are also described in copending and commonly assigned U.S. Patent Application Serial Nos. 10/211,051, entitled "An Electroless Process For Treating Metallic Surfaces and Products Formed Thereby"; and 10/211,094, entitled "An Energy Enhanced Process For Treating A Conductive Surface and Products Formed Thereby", both filed on August 02, 2002.

Certain aspects of the instant method are better understood by reference to the drawings. Referring now to the Figures 1 and 2, a rotor body, as indicated in its entirety by reference character 1, comprises a core 3 comprising a stack of substantially identical laminations 5 which are preferably made of thin, plate-like ferro-magnetic material, such as a high magnetic permeability sheet steel, e.g., siliconized steel. As is conventional, laminations 5 are die punched from sheet steel and have a central opening 7 therethrough (conventional die punching processes can introduce defects, e.g., edge defects, caused when metal is sheared during the punching process). A plurality of substantially identical generally radial notches 9 in their outer margins with the notches are spaced at equal angular intervals about the lamination. Upon assembly of the stack of laminations to form the core, the laminations are coaxially arranged so that their central openings 7 form a bore 11 extending longitudinally through the core and which are wrapped slightly around the longitudinal axis of the core in helical fashion. As illustrated in Figure 3, the laminations constituting core 3 are typically secured together in stacked relation under a desired compressive loading by any one of several known means, and the injected aluminum holds the core in desired arrangement after manufacturing. The rotor assembly

illustrated is a squirrel-cage rotor and, as is typical, has a plurality of die cast-in-place rotor bars 15 formed within slots 13 and further has die cast end rings 17 formed on the end faces of core 3 unitary with and interconnecting the rotor bars. Typically, core 3 is placed within a die-casting mold (not shown) as stacked pre-treated loose laminations.

5 Molten aluminum is injected under pressure of a piston, or the like, into the mold, the molten aluminum flows into slots 13 to form bars 15, filling the mold cavity to create end rings 17. After die casting, the core assembly, as illustrated in FIG. 1, may be ground or lathed so as to form a uniform and even outer cylindrical surface concentric with the axis of bore 11.

10 Bore 11 in core 3 is sized and formed as to be shrunk or otherwise fitted on a rotor shaft 19. That is, the inside diameter of bore 11 is slightly smaller at ambient temperature than the outside diameter of shaft 19 so that upon heating of core 3 to a predetermined elevated temperature, the inside diameter of bore 11 will expand or increase to a size sufficient to receive shaft 19 there within. Upon cooling of the core, the latter will
15 contract around the shaft and will securely lock it in place therein thus fixing the core to the shaft. Other interconnecting methods are known in the art and all are compatible with the broader aspects of the invention.

In accordance with one aspect of the invention, the laminations 5, prior to being placed in the mold, are treated with at least one coating of the inventive composition in
20 order to prevent the molten aluminum, which is being injected through and around the stacked laminations 5, from soldering to the laminations. While any suitable method can be employed, for best results individual or coined/stacked laminations are introduced into an immersion tank. Normally, stacked laminations are contacted with the inventive composition in order to more effectively treat any voids among the laminations.

25 If desired, the immersion tank solution can be warmed, e.g., between 75 C and less than the boiling point of water. The laminations can also be agitated in the inventive composition in order to enhance coating efficiency. The laminations are then removed from the solution and allowed to dry under ambient conditions or in a heated environment.

While the above description places particular emphasis upon coating an electrical motor core, the instant invention can be employed for treating a virtually unlimited array of surfaces including electronic components such as stators, transformers, among others. Such treatment can impart improved surface properties such as electrical resistance, magnetic (e.g., an iron nano-particle containing coating), corrosion resistance, adhesion/release, anti-static, among other characteristics. The following Examples are provided to illustrate certain aspects of the invention and do not limit the scope of the invention as defined in the appended claims.

EXAMPLES

The following Examples 1-4 illustrate preparing a solution that can be employed for coating an electrical motor rotor. The coating imparts improved corrosion and erosion resistance when being infiltrated with molten metals such as aluminum.

EXAMPLE 1

42 grams of N grade sodium silicate solution (PQ Corp.) were dilute with distilled water to 84 grams. Slowly stir in 2 grams of Cabosil M-5 fumed silica (Cabot Corp.) and stir with a glass stirring rod for 15 minutes. Add 9 grams Ludox AM-30 Colloidal Suspension (Aldrich Chemical Co.) slowly while stirring with a glass stirring rod. Finally add 5.0 grams of sodium aluminate (5 wt% in water) solution slowly and stir for 15 minutes. A uniform aqueous coating solution was obtained.

EXAMPLE 2

The coating solution of Example 1 is applied to a steel substrate and dried at 85°C for 15 minutes to obtain a dry coating layer. The coating layer is further modified by treating it with a 10 wt% solution of Bacote 20 (Magnesium Electron) which contains ammonium zirconyl carbonate.

EXAMPLE 3

A solvent borne coating solution was prepared by mixing 73 grams tetra-ethyl orthosilicate (Aldrich Chemical Company) with 20 grams of reagent alcohol (Fisher Scientific) and mixing lightly with a stirring rod. Slowly stir in 2 grams of Cabosil TS-720 fumed silica (Cabot Corp.) and stir with a glass stirring rod for 15 minutes. Add 5 grams Zeolex 23-A (J.M. Huber Corp.) sodium aluminosilicate and stir with a glass stirring rod for 10 minutes. A uniform aqueous coating solution was obtained.

EXAMPLE 4

The composition of Example 3 is modified by replacing the Zeolex 23-A with Kaolin Powder (J.T. Baker) and addition of 5 grams of an organo amine such as methyl morpholine which functions as a coatings stabilizer and fixation agent. Additionally, the organoamine can be dispersed in reagent alcohol (e.g. 10% by volume) and used as a secondary treatment of films produced by drying the substrates coated with compositions Examples 3 or 4 at 85°C for 15 minutes.

15

EXAMPLE 5

A solvent borne composition having the following composition was prepared.

COMPONENT/SUPPLIER	WT %
Xylene	15.7%
IPA (Fisher Histological Grade) Lot #966282-36	35.2%
Fumed Silica Cabosil TS-720	9.3%
Molecular Sieves 3A Union Carbide	0.9%
UCAR ESPE Union Carbide Lot #S-086599 RCVD 6/21/90	38.9%
	100%

20 The composition described in the above Table (50 g.) was combined with 5 g. of sodium silicate powder, and applied onto a 1x4inch steel panel. The panel was dried in an oven at 78°-80° C for 5 minutes had powdery material on surface.

EXAMPLE 6

25 The coating systems listed in the following Table were prepared by mixing by hand and applied onto a commercially available rotor core (comprising staked laminates).

RUN #	SAMPLE #	NAPHTHA CLEANING	Biodegradable CLEANING	SURFACE Activator	Coating System	X-LINKER
1	12-1	Yes	No	no	WB A	no
2	12-2	Yes	No	yes	WB A	no
3	12-3	No	Yes	no	WB A	no
4	12-4	No	Yes	yes	WB A	no
5	13-1	Yes	No	no	WB B	no
6	13-2	Yes	No	yes	WB B	no
7	13-3	No	Yes	no	WB B	no
8	13-4	No	Yes	yes	WB B	no
9	14-1	Yes	No	no	SB A	no
10	14-2	Yes	no	yes	SB A	no
11	14-3	No	yes	no	SB A	no
12	14-4	No	yes	yes	SB A	no
13	15-1	Yes	no	no	SB B	no
14	15-2	Yes	no	yes	SB B	no
15	15-3	No	yes	no	SB B	no
16	15-4	No	yes	yes	SB B	no
17	12-5	Yes	no	no	WB A	Yes
18	12-6	Yes	no	yes	WB A	Yes
19	12-7	No	yes	no	WB A	Yes
20	12-8	No	yes	yes	WB A	Yes
21	13-5	Yes	no	no	WB B	Yes
22	13-6	Yes	no	yes	WB B	Yes
23	13-7	No	yes	no	WB B	Yes
24	13-8	No	yes	yes	WB B	Yes
25	14-5	Yes	no	no	SB A	Yes
26	14-6	Yes	no	yes	SB A	Yes
27	14-7	No	yes	no	SB A	Yes
28	14-8	No	yes	yes	SB A	Yes
29	15-5	Yes	no	no	SB B	Yes
30	15-6	Yes	no	yes	SB B	Yes
31	15-7	No	yes	no	SB B	Yes
32	15-8	No	yes	yes	SB B	Yes

Biodegradable Cleaner= Methyl Soyate rinse followed by d-Limonene rinse

Surface Activator= Hydrogen Peroxide (20 wt. % of 50% initial solution=10 wt% total in water)

Coating	COATING DESCRIPTION	CROSSLINKER	X-
---------	---------------------	-------------	----

System			LINKER Method
WB-A	NaSi-N/Ludox/Na Alum./Silica	Ammonium Zirconyl Carbonate	2 nd Coat
WB-B	Ludox AM 30	Ammonium Zirconyl Carbonate	2nd Coat
SB-A	TEOS/Silica/Molecular Seives	Methyl Morpholine in Rea. Alc.	2nd Coat
SB-B	TEOS/Silica/Kaolin	Methyl Morpholine	Addition

Ammonium Zirconyl Carbonate=20 wt.% solution of Bacote 20 (Magnesium Elektron Inc.) in water

EXAMPLE 7

A coating composition comprising 4.75 g of LUDOX AM30, colloidal silica, sodium aluminate stabilized, was mixed with .13 g of Baghouse Fines (Sodium Silicate).

5 The coating was applied onto a steel panel.

EXAMPLE 8

A coating composition comprising 4.75 g of LUDOX AM30, colloidal silica, sodium aluminate stabilized, was mixed with .138 of CABOSIL M5 – fumed silica. The coating was applied onto a steel panel.

10

Aluminum was melted in a muffle furnace at 1370° F and poured from crucibles onto the coated steel panels of Examples 7 and 8. After cooling to room temperature, the panels were visually inspected. Visual inspection revealed that there was substantially no adhesion between the aluminum and the steel panels.

15

EXAMPLES 9-13

The coating compositions of Example 6 were applied per the Table of Example 6 onto a commercially available rotor from an electric motor company, and processed through by injecting molten aluminum into and around the rotor in accordance with commercial die process. Best results were obtained from Sample 15-1 that produced a bar-to bar (metal filled rotor channel) electrical resistance of greater than 1.0 milli-ohm.

20

EXAMPLE 14

A solution comprising 50/50 wt.%, sodium silicate (N-Grade, PQ Corp.), and aqueous colloidal silica treated with sodium aluminate stabilizer (Ludox® AM-30, DuPont Company), was mixed together by hand with glass stir rod for 15 minutes. A second solution comprising Ludox® AM-30 and organometallic surfactant (NZ38J, Kenrich Petrochemical), were mixed together by hand with glass stir rod for 15 minutes. Two 2"X5" and one 2X4 cold roll steel strips were cleaned with reagent alcohol and air dried. The panels were dipped into the 50/50 solution and placed in oven at 60°C for 15 minutes. After taken out and cooled the strips were dipped in the second solution (Ludox® AM-30 and 38J) and dried 15 minutes at 60°C.

Aluminum alloy (Alcanal 801737) was melted in a melt pot of about 1500°. The three strips were dipped into the molten aluminum. By visual inspection, the coating upon the strips survived exposure to molten aluminum.

EXAMPLE 15

ACT 1X4X.032 cold rolled steel test panels were cleaned with reagent alcohol. Four panels were dipped in a 50/50wt.% mixture comprising sodium silicate (N Grade, PQ) and a silica suspension comprising (Ludox® AM-30), and dried in oven at 60°C for 15 minutes and then dipped in a mixture comprising Ludox AM-30 and an organometallic surfactant (38J, Kenrich Petrochemicals), and dried 15 minutes at 60°C.

Four 2x5 panels additional panels were prepared as above but were coated with a mixture comprising potassium silicate and Ludox AM-30 (instead of N Grade and Ludox AM-30), and oven dried at 60 C for 15 minutes. All of the panels were coated to a .008 thickness. Two of the 1X6X.032 and 3 2X5 were placed in furnace at 260°C for 10 minutes.

The electrical conductivity of the dried panel surface was checked by using a Franklin Tester in accordance with conventional practice. The coated surface of the panels was an electrical insulator.

Two of the coated 2X5 were placed in furnace for 4 minutes 1325°F. Visual inspection of these panels indicated that the coated had intumesced.

EXAMPLE 16

5 A borate containing coating composition was prepared by using the following formulation:

1.3g boric acid

19.7g sodium tetraborate (Borax)

79.0g de-ionized (D.I.) Water

10 The D.I water was heated to 79°C. The boric acid was added and then the sodium tetraborate. The solution was kept on a Fisher scientific hot plate and stirred until the ingredients were dissolved. The solution took 45 minutes to dissolve. An extra 20 grams of D.I. water was added after 20 minutes.

One commercial electric motor laminate was cleaned with reagent alcohol and
15 dipped into the borate containing solution. The laminate was oven dried at 65°C for 10 minutes. Using the same solution a drop of an organometallic surfactant (38J, Kenrich Petrochemical), was added. A laminate was cleaned and dipped into solution, and oven dried at 65°C for 10 minutes. Visual inspection of the dried laminates indicated that the surfactant enhanced wetting of the borate containing solution.

20

EXAMPLE 17

A borate containing coating composition have the following formulation was prepared:

7.5 grms boric acid

25 100.0 grms borax (sodium tetraborate)

400.0 gram de-ionized (D.I.) water

20 drops of 38J (organometallic surfactant).

D.I. water was heated to 79°C. Boric acid and borax were added to the heated
D.I. water while stirring occasionally for 45 minutes until dissolved. 38J was added to
30 solution. Three 2X5 panels and four ACT 1X4X.032 coupons were cleaned with reagent

alcohol and allow to air dry. The panels were dipped in heated borate containing solution and dried in oven at 60°C for 10 minutes.

The previously described conductivity test indicated that random isolated areas of the surface were electrically conductive. The coated panels were contacted with a second coating. After heating the panels having a second coating at 60°C for 10 minutes the panels were non-conductive.

Two commercially available electric motor rotors (comprising stacked laminates) were dipped into the borate containing solution and oven dried. One was cleaned with reagent alcohol. The other dipped without cleaning. The rotor not cleaned was conductive on flat surfaces and edges. The rotor cleaned was non-conductive on face surfaces, and conductive on edges.

If desired the above formula can be modified by adding 10-20 wt.% bentonite. The addition of bentonite increases the viscosity of the formula thereby permitting application of a relatively thick film.

15

EXAMPLE 18

The following examples was performed to ascertain the miscibility of aqueous colloidal silica in borate containing composition. Using 20ml of a borate formulation (comprising 7.5 grams boric acid, 100.0 grams borax and 400 gram de-ionized water), the six commercially available colloidal silica products (Ludox®) listed below were mixed at 1 and 5 weight percent to ascertain miscibility. The commercially available Ludox® products listed below were tested:

Ludox® AM-30

Ludox® L5

25 Ludox® A5-30

Ludox® CL

Ludox® TMA

Ludox® SM-30

The formula was heated to a temperature of about 79°C when the aqueous colloidal silica was added. Each of the mixtures formed a thin film when applied onto

30

steel test panel and had a grainy texture after drying under ambient conditions 15 to 20 minutes.

EXAMPLE 19

5 This example demonstrates mixing bentonite with a borate containing composition comprising 400 ml de-ionized water, 7.5 grams boric acid, 100 grams borax and 20 drops of an organometallic surfactant (Kenreact NZ38J). Using 200ml of the borate containing formula, bentonite as indicated below in order to increase the viscosity of the borate containing solution:

- 10 1) 10.5 grams of bentonite was added to 200ml of the borate containing formula to make a 5% solution.
- 2) 22.2 grams of bentonite was added to 200ml of the borate containing formula to make a 10% solution.
- 15 3) 35.3 grams of bentonite was added to 200ml of the borate containing formula to make a 15% solution.

The bentonite and borate containing solution were combined at a temperature of 79C.

20 Three commercial rotors were brushed and cleaned with reagent alcohol before dipping into the bentonite/borate containing solutions. The 15 percent bentonite solution provided the greatest increase in viscosity. The rotors were dipped and dried in oven for 30 minutes.

A secondary coating was applied by dipping one end of the coated rotors into a solution comprising aqueous colloidal silica (Ludox® AM-30) and an organometallic surfactant (38J), and dried at 60°C for 10 minutes.

25

EXAMPLE 20

Using the rotors previously end-coated in accordance with Example 19, the opposite end was dipped in a 50/50 wt.% composition comprising sodium silicate (N-grade) and aqueous colloidal silica (Ludox® AM-30) in order to form an intumescent and non-conductive coating within the rotor slots. The rotors were dipped and dried at 110°C

30

for 20 minutes. The rotor were then placed in a furnace oven at 1325°F for 4 minutes and removed.

The conductivity of the flat surfaces and slots of the coated rotors was tested by using a Franklin Tester. The intumescent coating was electrically insulative or non-

5 conductive on the face and edges.

EXAMPLE 21

A 50/50wt.% silica containing composition comprising sodium silicate (N Grade)
10 and colloidal silica (Ludox® AM30) was mixed together by using an electric mixer. Eleven (11) ACT cold roll steel coupon, 1X4X.032 were cleaned with naphtha and reagent alcohol using a kimwipe to wipe off access and allowed to air dry before dip.

Using only sodium silicate, 3 panels were dipped and dried at 60°C for 10 minutes. No intumescent coating was formed. The panels were then placed into a 110°C
15 oven for 10 minutes. No intumescent coating was formed.

The 50/50 wt.% silica containing coating was applied upon the coupons, and heated by being placed in a furnace oven of 1325°F for 4 minutes. An intumescent coating was formed.

20 EXAMPLE 22

This Example demonstrates using a water soluble polymer comprising an acrylic emulsion in a silica containing solution comprising sodium silicate (N-grade), an aqueous colloidal silica (Ludox® AM) and an organometallic surfactant (NZ38J). Four ACT cold roll steel panels were contacted with the following coating compositions:

- 25 A. 1 panel was contacted with unmodified acrylic emulsion,
B. 2 panels were coated with the silica containing solution having 5wt.% acrylic emulsion,
C. 1 panel was coated with the silica containing solution having about 50wt% acrylic emulsion .

After being contacted with an acrylic emulsion coating, the coupons were dried at 60°C, 110C and 290C. Visual inspection of the coupons indicated that each of the coating compositions was adhered to the coupon. If desired, the coupons can be coated with a borate containing coating, e.g., comprising de-ionized water, boric acid, borax and an organometallic surfactant, and contacted with a secondary coating comprising the coating the instant Example.

EXAMPLE 23

This example illustrates an acrylic emulsion comprising 50/50wt.% sodium silicate (N-grade) and an aqueous colloidal silicate (Ludox® A-M30) with an organometallic surfactant (Ken-React N2 38J). Acrylic emulsions having the following compositions were prepared:

	5%	10%	15%
	20ml 50/50	20ml 50/50	20ml 50/50
15	1.0 g acrylic	2.2 g acrylic	3.5 g acrylic

	20%	25%
	20ml 50/50	15 ml 50/50
	5 g Acrylic	5 g Acrylic

5 cold roll steel coupons were cleaned with naphtha and reagent alcohol, and air dried. One panel was dipped in each solution and dried on 60°C for 10 minutes.

EXAMPLE 24

This example demonstrates a coating composition comprising a urethane polymer with 50wt.%/50wt.% silica containing solution comprising sodium silicate (N-grade), aqueous colloidal silica (Ludox® AM 30) and an organometallic surfactant (Ken-React NZ 38J). A 100ml of the 50/50 silica containing solution was mixed and added to a commercially available urethane polymer (Zeneca Resins) to obtain the following compositions:

30	5% 20ml 50/50	10% 20ml 50/50	15% 20ml 50/50
----	---------------	----------------	----------------

1.0g urethane

2.2 g urethane

3.5 g Urethane

Three (3) cold roll steel 1X4X.032 coupons were cleaned with naphtha and reagent alcohol, and air dried. One coupon was dipped in each of the 5, 10, and 15% solutions and oven dried at 60°C for 10 minutes. Coupons were also dipped in each of the solutions and oven dried at 110°C for 10 minutes. All of the oven dried coupons were visually inspected and determined to have adhesion between the coupons and coatings.

EXAMPLE 25

The borate containing composition of Example 17 was prepared. One weight (1wt.%) of each of the following materials was added to 20 ml of the borate containing composition:

- 1) aluminum oxide,
- 2) zirconium silicate,
- 3) magnesium silicate,
- 15 4) kaolin,
- 5) potassium silicate,
- 6) sodium silicate,
- 7) calcium silicate,
- 8) sodium aluminate,
- 20 9) bentonite.

These materials were blended by hand and applied upon ACT steel coupons. The steel coupons were dipped by hand in the blended materials and heated in an oven under atmospheric conditions at 60C for 10 minutes. The coated coupons were removed and visually inspected. Each coupon had an adherent coating.

25

Examples 26-30 disclose compositions comprising sugar and at least one silica containing compound, and methods for making and using such compositions.

EXAMPLE 26

30 A sugar and silica containing composition comprising the following ingredients was prepared by hand mixing:

2.5 grams sugar
20ml deionized water
10ml Ludox® AM-30 (treated colloidal silica)
0.5ml N Grade sodium silicate

5 0.5ml Neorez® (water borne Urethane Resin)

The composition was applied upon 3 (1X4) ACT steel coupons that had been cleaned in accordance with the following procedure: clean with isopropyl alcohol, dipped into Metal Prep (Phosphate). After coating the coupons the coupons were dried in air at 60° C 10 minutes. The dried coated coupons were then exposed to a temperature of

10 1325° F.

EXAMPLE 27

A sugar and silica containing composition comprising the following ingredients was prepared by hand mixing:

15 2.5 grms sugar
20 ml deionized water
10 ml Ludox® AM 30 (treated colloidal silica)
10 ml N Grade sodium silicate

20 The composition was applied upon 3 (1X4) ACT steel coupons that had been cleaned in accordance with the following procedure: clean with isopropyl alcohol. After coating the coupons the coupons were dried in air at 60° C 10 minutes. The electrical conductivity of the dried coating was measured in accordance with conventional methods and determined to be non-conductive. The dried coated coupons were then exposed to a temperature of 1325° F.

25

EXAMPLE 28

30 Example 27 was repeated with the exception that silica was added to thicken the composition (Cab-o-Sil® M-5 4 grams (1%) was mixed into solution using a magnetic stir rod). The viscosity was increased to 470 centipoise.

The coating was applied by dipping a 1X4 ACT steel coupon into the coating, and coating was dried at 60° C. The coating was about 0.40 mils thick. The coating was checked in accordance with conventional methods and determined to be non-conductive.

35 The dried coated coupons were then exposed to a temperature of 1325° F.

EXAMPLE 29

Example 28 was repeated with the exception that the ACT steel coupon was cleaned with alcohol and dipped into a phosphating solution (MetalPrep). The coating of Example 28 was applied, dried and heated as described in Example 28.

40

EXAMPLE 30

Three (1x4) ACT steel coupons and three steel rotor laminates were prepared by cleaning with alcohol and dipped onto a phosphating solution(MetalPrep).

45

A sugar and silica containing composition comprising the following ingredients was prepared by hand mixing:

10 grams sugar

168 grams N-Grade sodium silicate/ D.I. water (50/50)

5 18 grams Ludox AM30(treated colloidal silica)

4 grams Cab-O-Sil M5 (silica)

The viscosity measured was 500 centipoise.

10 The coated coupons were tested for heat resistance, heat response and non-adhesion by exposure to molten aluminum. The coupons were dipped into molten aluminum for approximately 1-2 seconds and allowed to cool at room temperature. A thin foil of aluminum covered the coated, which was readily removed, including aluminum that flowed into the bar slots. Further visual examination revealed the coating had intumessed, was nonconductive and was a dark brown to black color indicating
15 carbonization had occurred.

EXAMPLE 31

This Example demonstrates solutions for pretreating a metal surface prior to being contacted with a coating composition. The following pretreatments were prepared by
20 mixing with hand held equipment:

A) Oil removal: 50g of Isoprep NCZ (commercially available from MacDermid) was added to 500mL of water,

25 B) Oxide removal: sulfuric acid was added dropwise to a 500 mL solution comprising 10g/L of ammonium citrate dibasic until the pH was about 2,

C) Surface functionalization: 190g of sodium hydroxide was added to water until a total volume of 500mL was achieved.

EXAMPLE 32

30 This Example demonstrates solutions used in heated baths for contacting a metal surface. The following solutions were mixed by using hand held equipment:

A) Silicate composition: comprising 25% N grade sodium silicate solution in water,

35 B) Silica containing composition: comprising 25% N grade sodium silicate solution, 5% colloidal silicate (Ludox® AM) in water.

EXAMPLE 33

This Example demonstrates pretreating and treating commercially available high silicon steel electric motor laminates. The laminates can be treated individually or
40 coined/stacked and then treated. The treated laminates can then be encapsulated in molten aluminum.

Individual laminates were pretreated and treated in accordance with the following process:

45 1) immersion in solution A, Example 31, for a period of 1 minute at a temperature of 75C,

- 2) water rinse 5 sec,
- 3) immersion in solution B, Example 31, for 10 sec at a temperature of 75C,
- 4) water rinse 5 sec,
- 5) immersion in solution C, Example 31, for 30 sec at a temperature of 75C,
- 6) water rinse 5 sec,
- 7) immersion in solution A, Example 32, for 2 minutes at a temperature of 75C,
- 8) oven dry 10 minutes at 120C,
- 9) water rinse 5 sec,
- 10) oven dry 5 minutes at 120C,
- 11) immersion in solution A, Example 32, for 30 sec at a temperature of 75C,
- 12) spin dry at room temperature for 5 minutes.

This Example was repeated with the exception that solution A, Example 32, comprised 10wt.% sodium silicate. This Example was repeated again with the exception that solution B, Example 32 was employed.

EXAMPLE 34

Commercially available high silicon steel rotor laminates were processed in accordance with the process map illustrated in Figure 4. The laminates measured about 2.5 inches in diameter and defined openings around the perimeter measuring about 0.25 by about 1/8inch. The cleaning solution comprised solution A, Example 31. Descaling solution comprised solution B, Example 31, and surface prep comprises solution C, Example 31. The rinse comprised deionized water. The hot dip comprised solution A, Example 32.

EXAMPLE 35

Commercially available high silicon steel stator laminates were processed in accordance with the process map illustrated in Figure 5. The laminates measured about 5.5" square (roughly square with two rounded sides and two flat sides). The cleaning solution comprised solution A, Example 31. Descaling solution comprised solution B, Example 31, and surface prep comprises solution C, Example 31. The rinse comprised deionized water. The hot dip comprised solution A, Example 32.

The electrical resistance and impedance of the treated stator laminates was measured in accordance with conventional methods on a Solartron, SI 1287 Electrochemical Interface and a Solartron SI 1260 Impedance/Gain-Phase Analyzer. Rcorr, Rview, Zplotw, and Zview software (supplied by Scribner and Associates) was used for operating the equipment. The uncoated stator laminate had an average resistance, Rcorr (Ohms) of about 1071 Ohms whereas the coated stator had an average resistance of about 6591 Ohms. The uncoated stator laminate had an average impedance of about 2011 Ohms whereas the coated stator had an average resistance of about 7819 Ohms.

10

EXAMPLE 36

A zinc die cast brake components were formed in accordance with conventional techniques. The zinc die cast components were treated in accordance with the process of Figure 4. One group of samples of the silicate treated metal was then post-treated by immersing in a silane comprising an amine functionalized silane (available as DowCorning X6020) and drying at a temperature of 80 to 130C. If desired the silane surface can be further coated with a wide range of sealers, topcoats and paints.

15

All of the treated articles were embedded by injection molding within aluminum as described in U.S. Patent No. 6,564,856; hereby incorporated by reference. The zinc was removed from the aluminum by heating to a temperature greater than the zinc that permitted the zinc to be removed from the surrounding aluminum article. The inventive silicate treatment reduced, if not eliminated, any bonding between the zinc and surrounding aluminum.

20

25

The subject matter herein has been described with reference to certain aspects. These aspects can be employed alone or in combination. Modifications and alterations will occur to others upon a reading and understanding of this specification. It is intended to include all such modifications and alterations insofar as they come within the scope of the appended claims or the equivalents thereof.

30

THE FOLLOWING IS CLAIMED:

1. A method for processing a metal containing surface comprising:
cleaning at least a portion of the metal containing surface,
5 contacting at least a portion of the metal containing surface with at least one silica
containing composition having a basic pH, and;
contacting with a molten metal.

2. A method for treating a metal containing surface comprising at least one
10 shaped electronic component defining at least one opening therein comprising:
cleaning the component,
rinsing the component,
exposing the component to at least one acid containing solution,
contacting at least a portion of the component with a coating composition having
15 a basic pH and comprising at least one silica containing composition,
contacting with a molten metal, and;
recovering at least one treated electronic component.

3. The method of 2 wherein the metal surface comprises at least one member
20 selected from the group of an electric motor, a transformer and components
thereof.

4. A method for processing a metal containing surface comprising:
cleaning at least a portion of the metal containing surface,
25 rinsing the metal containing surface,
functionalizing at least a portion of the metal containing surface by exposure to at
least one acidic solution,
contacting at least a portion of the metal containing surface with at least one silica
containing composition having a basic pH,
30 exposing the metal containing surface to a basic solution, and;

contacting with a molten metal.

5. The method of Claim 4 wherein the composition of the metal surface is different from the molten metal.

5

6. The method of Claim 5 wherein the metal surface comprises zinc and the molten metal comprises aluminum.

7. The method of Claim 4 further comprising solidifying the molten metal and heating the metal containing surface to a temperature greater than its melting point and removing the metal from the solidified metal.

10

8. The method of Claim 2 wherein the metal containing surface comprises steel and the molten metal comprises aluminum.

15

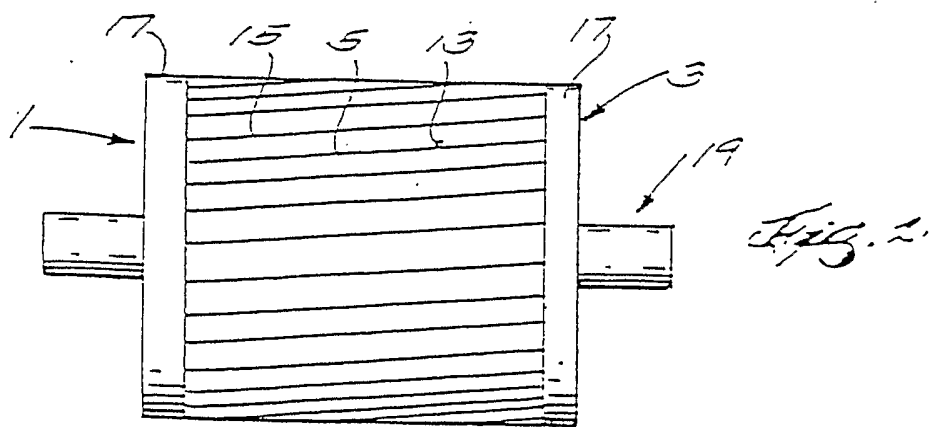
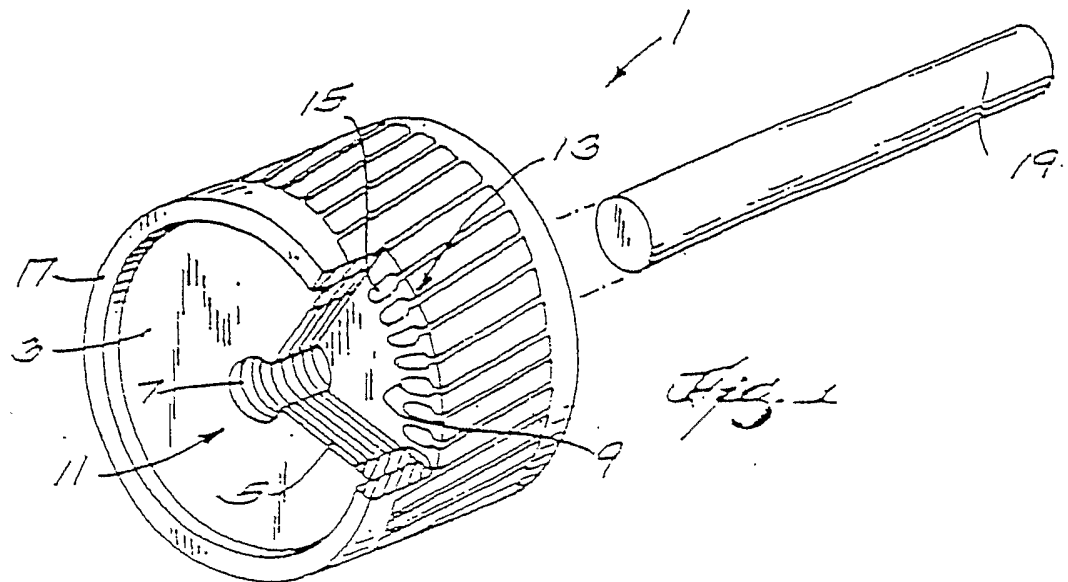
9. The method of Claim 4 wherein the method reduces adhesion between the metal containing surface and the molten metal.

10. The method of Claim 4 wherein the acidic solution comprises hydrochloric acid and the basic solution comprises sodium hydroxide.

20

25

30



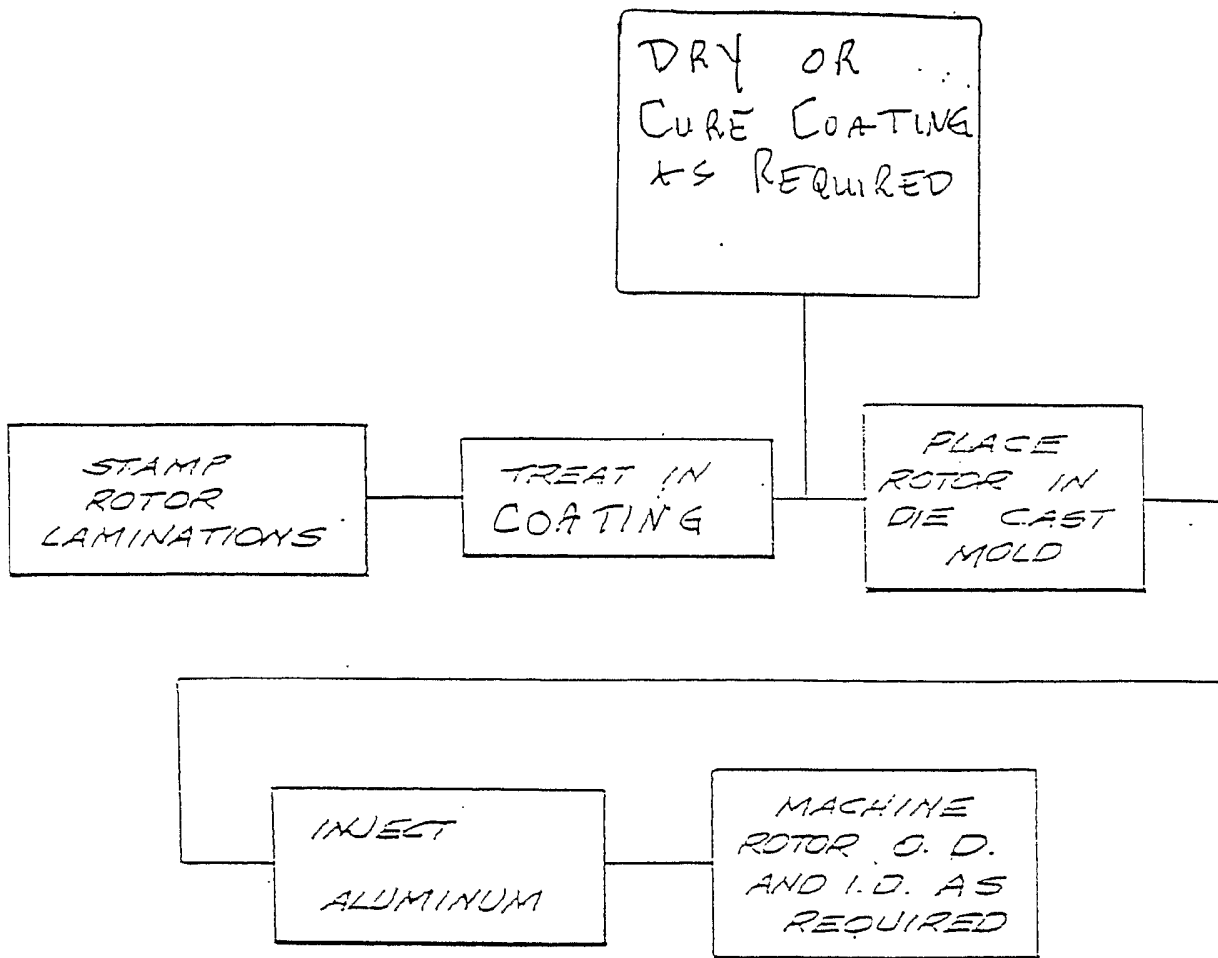
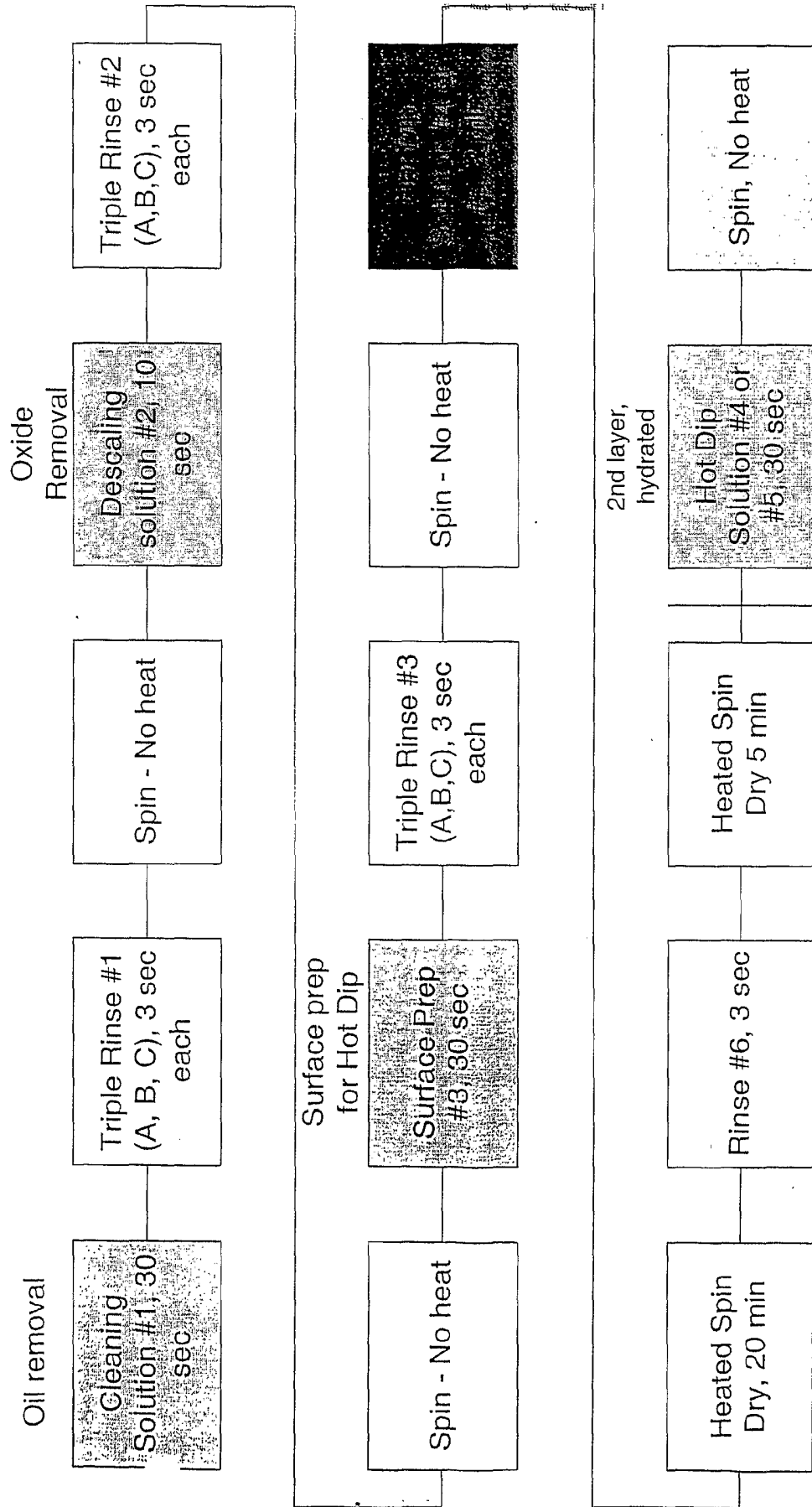


Fig 3

Steel Rotor Process Map

Fig 4



Stator Laminate Process Map

