

(19) World Intellectual Property Organization
International Bureau



(43) International Publication Date
23 September 2004 (23.09.2004)

PCT

(10) International Publication Number
WO 2004/081546 A1

(51) International Patent Classification⁷: G01N 21/47, 33/543

(21) International Application Number: PCT/GB2004/000979

(22) International Filing Date: 11 March 2004 (11.03.2004)

(25) Filing Language: English

(26) Publication Language: English

(30) Priority Data: 0305591.0 11 March 2003 (11.03.2003) GB

(71) Applicant (for all designated States except US): SMART HOLOGRAMS LIMITED [GB/GB]; 29 High Street, Longstanton, Cambridgeshire CB4 5BP (GB).

(72) Inventors; and

(75) Inventors/Applicants (for US only): LOWE, Christopher, Robin [GB/GB]; Institute of Biotechnology, University of Cambridge, Tennis Court Road, Cambridge CB2 1QT (GB). DAVIDSON, Colin, Alexander, Bennett [GB/GB]; Institute of Biotechnology, University of

Cambridge, Tennis Court Road, Cambridge CB2 1QT (GB). BLYTH, Jeffrey [GB/GB]; Institute of Biotechnology, University of Cambridge, Tennis Court Road, Cambridge CB2 1QT (GB). MARSHALL, Alexander, James [GB/GB]; Institute of Biotechnology, University of Cambridge, Tennis Court Road, Cambridge CB2 1QT (GB). JAMES, Anthony, Peter [GB/GB]; Institute of Biotechnology, University of Cambridge, Tennis Court Road, Cambridge CB2 1QT (GB).

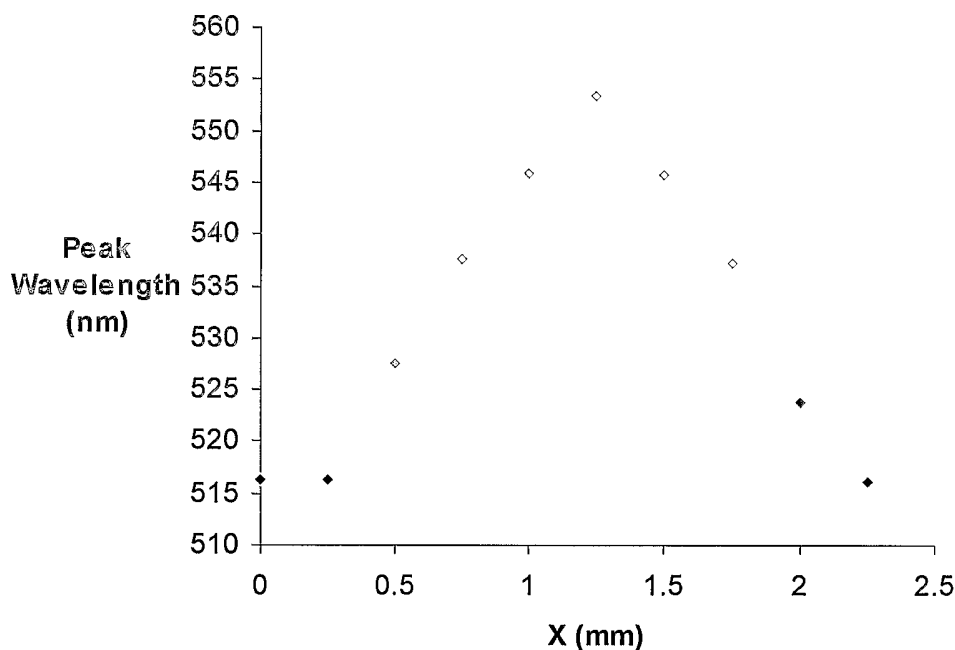
(74) Agent: GILL JENNINGS & EVERY; Broadgate House, 7 Eldon Street, London EC2M 7LH (GB).

(81) Designated States (unless otherwise indicated, for every kind of national protection available): AE, AG, AL, AM, AT, AU, AZ, BA, BB, BG, BR, BW, BY, BZ, CA, CH, CN, CO, CR, CU, CZ, DE, DK, DM, DZ, EC, EE, EG, ES, FI, GB, GD, GE, GH, GM, HR, HU, ID, IL, IN, IS, JP, KE, KG, KP, KR, KZ, LC, LK, LR, LS, LT, LU, LV, MA, MD, MG, MK, MN, MW, MX, MZ, NA, NI, NO, NZ, OM, PG, PH, PL, PT, RO, RU, SC, SD, SE, SG, SK, SL, SY, TJ, TM, TN, TR, TT, TZ, UA, UG, US, UZ, VC, VN, YU, ZA, ZM, ZW.

(84) Designated States (unless otherwise indicated, for every kind of regional protection available): ARIPO (BW, GH,

[Continued on next page]

(54) Title: HOLOGRAPHIC SENSORS AND THEIR PRODUCTION



(57) Abstract: An array of discrete sensors disposed on a substrate, each sensor comprising a holographic support medium and a hologram disposed throughout the volume of the medium, whereby interaction with an analyte results in a variation of a property of the medium.

WO 2004/081546 A1



GM, KE, LS, MW, MZ, SD, SL, SZ, TZ, UG, ZM, ZW), Eurasian (AM, AZ, BY, KG, KZ, MD, RU, TJ, TM), European (AT, BE, BG, CH, CY, CZ, DE, DK, EE, ES, FI, FR, GB, GR, HU, IE, IT, LU, MC, NL, PL, PT, RO, SE, SI, SK, TR), OAPI (BF, BJ, CF, CG, CI, CM, GA, GN, GQ, GW, ML, MR, NE, SN, TD, TG).

Published:

— *with international search report*

For two-letter codes and other abbreviations, refer to the "Guidance Notes on Codes and Abbreviations" appearing at the beginning of each regular issue of the PCT Gazette.

HOLOGRAPHIC SENSORS AND THEIR PRODUCTION

Field of the Invention

This invention relates to the production of holographic sensors and arrays of such sensors.

5 **Background to the Invention**

WO-A-95/26499 discloses a sensor based on a volume hologram. This sensor comprises an analyte-sensitive matrix having an optical transducing structure disposed throughout its volume. Typically, such a sensor is made of silver halide particles deformed in gelatin. Because of this physical structure,
10 the optical signal generated by the sensor is very sensitive to volume changes or structural rearrangements taking place in the matrix, as a result of interaction or reaction with the analyte.

An alternative method of production of a holographic sensor is disclosed in WO-A-99/63408. A sequential treatment technique is used, wherein the
15 polymer film is made first and sensitive silver halide particles are added subsequently. These particles are introduced by diffusing soluble salts into the polymer matrix where they react to form an insoluble light-sensitive precipitate. The holographic image is then recorded.

Summary of the Invention

20 The present invention is based, at least in part, on an application of the ability of the sensors described above to be small, sensitive and analyte-specific. They can therefore be used to provide massively parallel data, when used in an array or pattern. There are many ways in which an array of sensors according to the invention can be produced.

25 According to one aspect of the invention, an array of sensors is disposed on a substrate, each sensor comprising a holographic support medium and a hologram disposed throughout the volume of the medium, whereby interaction with an analyte results in a variation of a property of the medium. The sensors may have different sensitivities.

30 Another aspect of the invention is a method for the production of such an array, which comprises the steps of: forming discrete areas of a holographic support medium by screen printing a liquid comprising polymerisable

components on a substrate; polymerising the liquid; disposing throughout the medium a holographic recording material; and recording a holographic image. The liquid is preferably polymerised by photopolymerisation.

Another aspect of the invention is a method for the production of a
5 holographic sensor, which comprises the steps of: forming a holographic support medium by the photopolymerisation of a sample of polymerisable components, wherein a region of the sample is in contact with a mask containing oxygen such that polymerisation is inhibited in said region; disposing within the medium a
10 holographic recording material; and recording a holographic image. Such a method may be used to produce an array of sensors.

The invention may allow for the mass-production of well-defined "spot" holographic sensors. Sensors of complex shape or patterning may also be produced. A method of the invention may be facilitated by using a contact printing process to record the holographic image.

15 Description of the Preferred Embodiments

A holographic sensor of the type used in the present invention generally comprises a holographic element which comprises a holographic support medium and a hologram disposed throughout the volume of the medium. The support medium interacts with an analyte resulting in a variation of a physical
20 property of the medium. This variation induces a change in an optical characteristic of the holographic element, such as its polarisability, reflectance, refractance or absorbence. If any change occurs whilst the hologram is being replayed by incident broad band, non-ionising electromagnetic radiation, then a colour, intensity or other change may be observed.

25 A holographic sensor may be used for detection of a variety of analytes, simply by modifying the composition of the support medium. The medium preferably comprises a polymer matrix, the composition of which is preferably optimised to obtain a high quality film, i.e. a film having a uniform matrix in which holographic fringes can be formed. The polymer matrix is preferably formed by
30 the copolymerisation of acrylamide and/or methacrylate-derived comonomers. In particular, the monomer HEMA (hydroxyethyl methacrylate) is readily

polymerisable and cross-linkable. PolyHEMA is a versatile support material since it is swellable, hydrophilic and widely biocompatible.

Other examples of holographic support media are gelatin, K-carageenan, agar, agarose, polyvinyl alcohol (PVA), sol-gels (as broadly classified), hydro-
5 gels (as broadly classified) and acrylates. Gelatin is a standard matrix material for supporting photosensitive species such as silver halide grains. Gelatin can also be photo-cross-linked by Cr(III) ions, between carboxyl groups on gel strands.

The nature of the substrate on which the array is formed is not critical.
10 It may be a sheet or film of any essentially inert polymeric or other material.

These are several methods by which an array of sensors may be formed. In one such method, the surface of the substrate is made reactive (e.g. by silanisation of glass, treating a plastics material with acid or glow discharge, or imine activation of a polyamide, polyolefin or polymethyl methacrylate) in
15 selected areas (e.g. using a mask) and a liquid is applied which then reacts in the activated areas. Alternatively, the liquid is applied only in selected areas, and the discrete areas of the array are defined by masking or treatment of the substrate surface to define relatively wettable and non-wettable areas.

Suitable methods include lithography, screen printing and contact printing.
20 For example, the array may be formed by application of a relatively viscous liquid to define areas of the substrate, by chemical cross-linking in defined areas with subsequent removal of the less (or more) cross-linked material (e.g. following the application of a base hydrogel with areas of different reactivity) or by screen printing of spots of material, with or without photochemical de(tection). It will
25 be appreciated that some of these techniques, particularly screen printing, depend on controlling the viscosity of the applied liquid, and this can be done in various ways. For example, the liquid that is applied comprises a viscosity-increasing additive which may be an inert polymer or a component that can be washed out or otherwise removed from the array. A suitable agent for this
30 purpose is poly(ethylene oxide) (PEO). PEO is also insoluble to oxygen and thus may have the effect of reducing the solubility of oxygen in the polymerisation mixture. This may enhance polymerisation in peripheral regions

where oxygen may otherwise inhibit the reaction, producing a more uniform polymer distribution across the holographic element. A holographic element formed using this method may be "brighter" and of greater sensitivity. The presence of PEO may also limit the size of the silver grains, minimising "fogging" of the hologram. An alternative approach is to partially polymerise components of the liquid, e.g. so that they are in oligomeric form, such as 20-50 mers.

Alternatively, a method of the invention may comprise forming the holographic support medium by a photopolymerisation process, in which the shape or patterning of the support medium is defined using a mask which contains oxygen or another inhibitor of free radical polymerisation.

Oxygen reacts with radicals to form peroxy radicals, which have an insufficient reactivity to continue the free radical polymerisation process, leading to chain termination and incomplete polymerisation. In addition, oxygen is highly soluble in a number of materials, including fluoropolymers such as polytetrafluoroethylene (PTFE) and fluorinated ethylene-polypropylene. Thus, oxygen can be dissolved into the mask, which is then applied in contact with the desired region of the polymerisation mixture. Upon polymerisation of the monomer mixture, the support medium is formed up to the point of contact with the mask. The elevated concentration of oxygen in the masked regions prevents radical polymerisation occurring in these areas. This method is a simple, versatile method for producing holographic sensors, allowing control over the shape of the holographic element.

Since a method of the present invention provides sensitivity around the edges of the holographic element, this may be exploited to produce sensors which detect a plurality of properties/analytes simultaneously. A sensor of the invention may comprise a plurality of holographic elements, each element sensitive to a specific analyte. Two such elements may be abutted. A single beam of light can be directed at the abutted edges of the elements and changes in element monitored simultaneously. This approach may be used to produce, for example, a dual pH/alcohol sensor.

The technology described herein may have particular value in the contexts of the technologies described in WO-A-03/087899 and WO-A-04/005922.

The following Examples illustrate the invention.

Example 1

5 An array of 3mm "spot" holographic sensors was produced using a contact-printing process. A mask comprising fluorinated ethylene-polypropylene polymer (FEP) was used to define the "spot" locations in which HEMA monomers were photopolymerised, to produce the holographic support medium. The high concentration of oxygen dissolved in the fluoropolymer inhibited free radical
10 polymerisation occurring in the masked regions, allowing the holographic "spots" to be developed.

Example 2

A polymer was formed from HEMA (200 μ l), EDMA (7 μ l) and MAA (2 μ l), dissolved in 2% DMPA in propan-1-ol (200 μ l). Polymerisation was conducted
15 by 45 minute exposure time to UV light at 365 nm, slides polymerised with 70 μ l titres of polymerisation mixture as is standard.

The slides were then dipped for 60 seconds in an activation mixture (69.5 mg EDC and 38.2 mg NHS, in 1.94 ml ultrapure water). They were then immediately spotted by pipette with 2 μ l droplets of amino-linked DNA (10 base
20 oligonucleotide 133.3 nmol/ml in pure water), briefly dried and then washed with copious water and TE buffer.

In the resulting array, the spotted regions corresponded to the areas in which DNA was attached. Figs. 1 and 2 are scanning profiles of a selection of DNA "spots". Figure 1 shows the x profile of a spot (taken in TE buffer at 30 $^{\circ}$ C).
25 Figure 2 shows the x profile of a spot under two different sets of conditions, namely TE buffer at 30 $^{\circ}$ C and 50mM MOPS buffer at pH8 and 30 $^{\circ}$ C.

Example 3

A holographic sensor was produced by the polymerisation of HEMA monomers in the presence of PEO (7.5% w/v). A silver halide-based recording
30 material was then disposed onto the resulting polymer matrix, and a hologram recorded. A standard polyHEMA holographic sensor was also produced for comparison.

The addition of PEO in the polymerisation mixture had no detrimental effects on the responsiveness of the sensor to pH and alcohol. The presence of PEO also produced a brighter, less "foggy" hologram.

Example 4

5 A dual alcohol/pH sensor was produced by separate polymerisation of HEMA monomers and a HEMA/MAA monomer mixture respectively, each polymerisation mixture containing PEO.

10 The sensor was then tested for sensitivity to changes in pH and alcohol concentration. The presence of PEO resulted in high sensitivity over the cross-section of each sensor. This allowed a single light spot to be used to monitor changes in the two properties simultaneously. Although the pH-sensing holographic element responded to alcohol, the lack of response of the alcohol-sensing element to pH meant that calibration was straightforward.

CLAIMS

1. An array of discrete sensors disposed on a substrate, each sensor comprising a holographic support medium and a hologram disposed throughout
5 the volume of the medium, whereby interaction with an analyte results in a variation of a property of the medium.
2. An array according to claim 1, wherein the sensors have different sensitivities.
3. A method for the production of an array according to claim 1 or claim 2,
10 which comprises the steps of: forming discrete areas of a holographic support medium by screen printing a liquid comprising polymerisable components on a substrate; polymerising the liquid; disposing throughout the medium a holographic recording material; and recording a holographic image.
4. A method according to claim 3, wherein the polymerisation comprises
15 photopolymerisation.
5. A method according to claim 3 or claim 4, wherein the liquid comprises, in addition to the polymerisable components, a component which increases the viscosity of the liquid such that an array of discrete areas is formed.
6. A method according to claim 5, wherein the liquid comprises poly(ethylene
20 oxide).
7. A method according to claim 5, wherein the liquid comprises an inert and/or removable component.
8. A method according to claim 3 or claim 4, wherein the polymerisable components comprise oligomers.
- 25 9. A method for the production of a holographic sensor, which comprises the steps of: forming a holographic support medium by the photopolymerisation of a sample of polymerisable components, wherein a region of the sample is in contact with a mask containing oxygen such that polymerisation is inhibited in said region; disposing within the medium a holographic recording material; and
30 recording a holographic image.
10. A method according to claim 9, wherein the mask comprises a polymer in which oxygen is dissolved.

11. A method according to claim 10, wherein the polymer contains a fluorinated group.

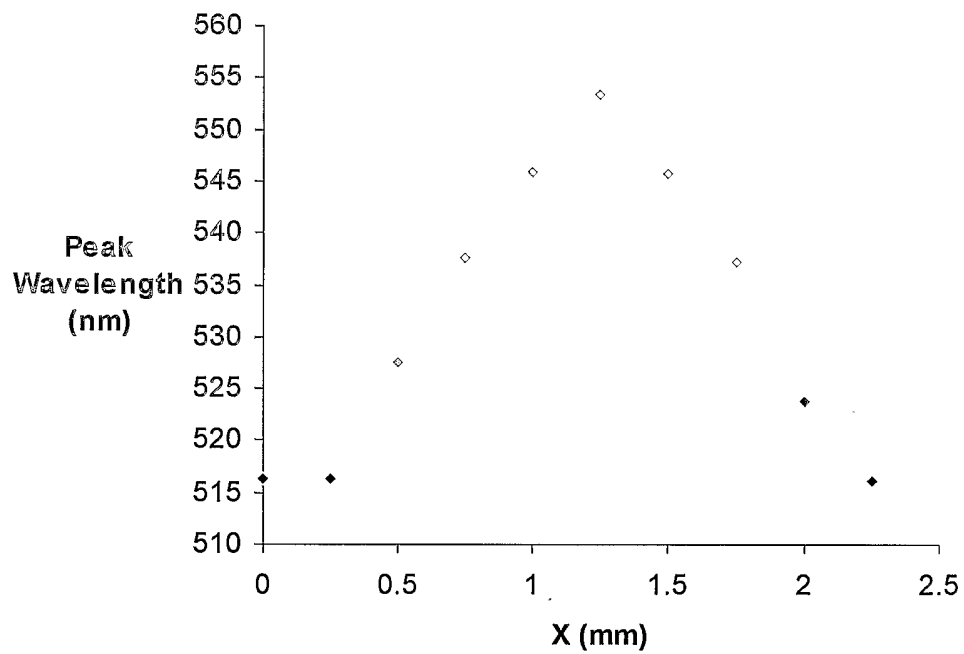


Figure 1

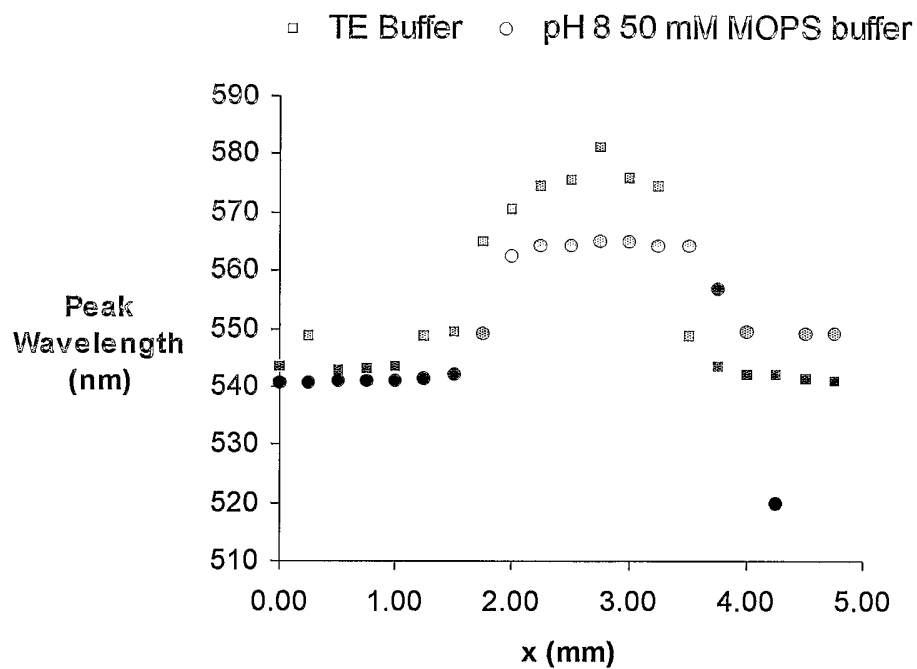


Figure 2

INTERNATIONAL SEARCH REPORT

PCT/GB2004/000979

A. CLASSIFICATION OF SUBJECT MATTER

IPC 7 G01N21/47 G01N33/543

According to International Patent Classification (IPC) or to both national classification and IPC

B. FIELDS SEARCHED

Minimum documentation searched (classification system followed by classification symbols)

IPC 7 G01N

Documentation searched other than minimum documentation to the extent that such documents are included in the fields searched

Electronic data base consulted during the international search (name of data base and, where practical, search terms used)

EPO-Internal

C. DOCUMENTS CONSIDERED TO BE RELEVANT

Category *	Citation of document, with indication, where appropriate, of the relevant passages	Relevant to claim No.
X	WO 01/50113 A (HOLOMETRICA LTD ;MILLINGTON ROGER BRADLEY (GB)) 12 July 2001 (2001-07-12) page 6	1-11
A	WO 99/63408 A (MAYES ANDREW GEOFFREY ;UNIV CAMBRIDGE TECH (GB); BLYTH JEFFREY (GB)) 9 December 1999 (1999-12-09) page 4-6	1-11
A	US 6 180 288 B1 (EVERHART DENNIS S ET AL) 30 January 2001 (2001-01-30) claims 1-3	1-11
A	US 6 436 651 B1 (EVERHART DENNIS S ET AL) 20 August 2002 (2002-08-20) claims 1-5	1-11
	-/--	



Further documents are listed in the continuation of box C.



Patent family members are listed in annex.

* Special categories of cited documents :

- *A* document defining the general state of the art which is not considered to be of particular relevance
- *E* earlier document but published on or after the international filing date
- *L* document which may throw doubts on priority claim(s) or which is cited to establish the publication date of another citation or other special reason (as specified)
- *O* document referring to an oral disclosure, use, exhibition or other means
- *P* document published prior to the international filing date but later than the priority date claimed

- *T* later document published after the international filing date or priority date and not in conflict with the application but cited to understand the principle or theory underlying the invention
- *X* document of particular relevance; the claimed invention cannot be considered novel or cannot be considered to involve an inventive step when the document is taken alone
- *Y* document of particular relevance; the claimed invention cannot be considered to involve an inventive step when the document is combined with one or more other such documents, such combination being obvious to a person skilled in the art.
- *&* document member of the same patent family

Date of the actual completion of the international search

30 June 2004

Date of mailing of the international search report

06/07/2004

Name and mailing address of the ISA

European Patent Office, P.B. 5818 Patentlaan 2
NL - 2280 HV Rijswijk
Tel. (+31-70) 340-2040, Tx. 31 651 epo nl,
Fax: (+31-70) 340-3016

Authorized officer

Mason, W

INTERNATIONAL SEARCH REPORT

PCT/GB2004/000979

C.(Continuation) DOCUMENTS CONSIDERED TO BE RELEVANT		
Category °	Citation of document, with indication, where appropriate, of the relevant passages	Relevant to claim No.
A	MILLINGTON R B ET AL: "A HOLOGRAM BIOSENSOR-FOR PROTEASES" SENSORS AND ACTUATORS B, ELSEVIER SEQUOIA S.A., LAUSANNE, CH, vol. B33, no. 1/3, 1 July 1996 (1996-07-01), pages 55-58, XP000632924 ISSN: 0925-4005 page 56	1-11
A	WO 95/26499 A (MAYES ANDREW GEOFFREY ;BLYTH JEFFREY (GB); BRITISH TECH GROUP (GB)) 5 October 1995 (1995-10-05) claims 1-7	1-11
A	EP 0 651 252 A (HEWLETT PACKARD CO) 3 May 1995 (1995-05-03) figure 4	1-11

INTERNATIONAL SEARCH REPORT

PCT/GB2004/000979

Patent document cited in search report		Publication date	Patent family member(s)	Publication date
WO 0150113	A	12-07-2001	AU 2531801	A 16-07-2001
			CA 2396236	A1 12-07-2001
			CN 1411553	T 16-04-2003
			EP 1244902	A1 02-10-2002
			WO 0150113	A1 12-07-2001
			US 2003103868	A1 05-06-2003
WO 9963408	A	09-12-1999	AU 4051099	A 20-12-1999
			CA 2333670	A1 09-12-1999
			EP 1082643	A1 14-03-2001
			WO 9963408	A1 09-12-1999
			US 6689316	B1 10-02-2004
US 6180288	B1	30-01-2001	AU 6763898	A 20-10-1998
			CA 2282713	A1 01-10-1998
			WO 9843086	A1 01-10-1998
US 6436651	B1	20-08-2002	US 6060256	A 09-05-2000
			AU 760500	B2 15-05-2003
			AU 1920599	A 05-07-1999
			CA 2309595	A1 24-06-1999
			CN 1286753	T 07-03-2001
			EP 1040338	A1 04-10-2000
			WO 9931486	A1 24-06-1999
WO 9526499	A	05-10-1995	AU 2076795	A 17-10-1995
			CA 2186603	A1 05-10-1995
			DE 69531733	D1 16-10-2003
			EP 1369681	A1 10-12-2003
			EP 0753139	A1 15-01-1997
			WO 9526499	A1 05-10-1995
			GB 2301886	A ,B 18-12-1996
			US 5989923	A 23-11-1999
			EP 0651252	A
EP 0651252	A2 03-05-1995			
JP 7190938	A 28-07-1995			