



US00D769700S

(12) **United States Design Patent** (10) **Patent No.:** **US D769,700 S**
Chinchon et al. (45) **Date of Patent:** **** Oct. 25, 2016**

(54) **CORD HOLDER ATTACHMENT FOR HEADGEAR**
(71) Applicant: **3M INNOVATIVE PROPERTIES COMPANY**, St. Paul, MN (US)
(72) Inventors: **Felipe W Chinchon**, Santiago (CL); **Alejandro Vercoutare**, Santiago (CL)
(73) Assignee: **3M Innovative Properties Company**, St. Paul, MN (US)
(**) Term: **15 Years**
(21) Appl. No.: **29/531,510**
(22) Filed: **Jun. 26, 2015**
(51) **LOC (10) Cl.** **08-05**
(52) **U.S. Cl.**
USPC **D8/356**
(58) **Field of Classification Search**
USPC D8/356, 354, 349, 382, 395; D32/361; D9/434; D24/143; 24/129 R, 18, 130; 606/203
See application file for complete search history.

D597,260 S 7/2009 Brace
D597,710 S 8/2009 Brace
D625,581 S * 10/2010 Crostic, Jr. D8/356
D667,719 S * 9/2012 Wong D8/356
D682,663 S * 5/2013 Evon D8/367
8,458,951 B2 * 6/2013 Taylor A01K 97/06
43/54.1
D689,303 S * 9/2013 Davison D6/580
D691,875 S * 10/2013 Ganski D8/356
D691,878 S * 10/2013 Ganski D8/356
D703,027 S * 4/2014 Vick D8/356
8,764,360 B2 * 7/2014 Vick F16B 2/20
24/198
D731,294 S * 6/2015 Swan D8/356
D737,044 S * 8/2015 Hayakawa D3/18
D737,797 S * 9/2015 Roggenkamp D14/205
D739,711 S * 9/2015 Thompson D8/356
D750,470 S * 3/2016 Achenbach D8/356
D750,471 S * 3/2016 Achenbach D8/356
D756,752 S * 5/2016 Dentener D8/356
2003/0063890 A1 * 4/2003 Wu G02B 6/4471
385/137

* cited by examiner

Primary Examiner — Cynthia Underwood

(57) **CLAIM**
The ornamental design for a cord holder attachment for headgear, as shown and described.

(56) **References Cited**

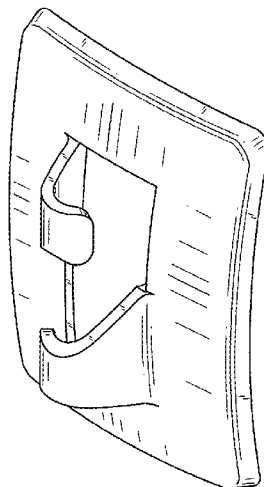
U.S. PATENT DOCUMENTS

278,097 A * 5/1883 Collins F16G 11/14
24/129 B
3,409,014 A * 11/1968 Shannon A61B 10/04
24/129 B
D284,299 S * 6/1986 Auerbach D22/143
D347,989 S * 6/1994 DeWard D3/23
D382,793 S * 8/1997 Wilcox D8/356
D409,079 S * 5/1999 Sobczynski D8/354
6,102,033 A 8/2000 Baribeau
D479,978 S * 9/2003 Watabe D8/356
D503,497 S 3/2005 Canavan
D504,195 S 4/2005 Canavan
D511,865 S 11/2005 Canavan
D584,010 S 12/2008 Fernandes
D586,259 S * 2/2009 Kelleghan D11/218
D590,547 S 4/2009 Brace

DESCRIPTION

FIG. 1 is a perspective view of a new design for a cord holder attachment for headgear;
FIG. 2 is a front view thereof;
FIG. 3 is a top view thereof;
FIG. 4 is a left side view thereof;
FIG. 5 is a right side view thereof;
FIG. 6 is a bottom view thereof;
FIG. 7 is a back view thereof; and,
FIG. 8 is a side view of a cord holder attachment for headgear shown reduced in scale.
The broken lines represent an environment and form no part of the claim.

1 Claim, 4 Drawing Sheets



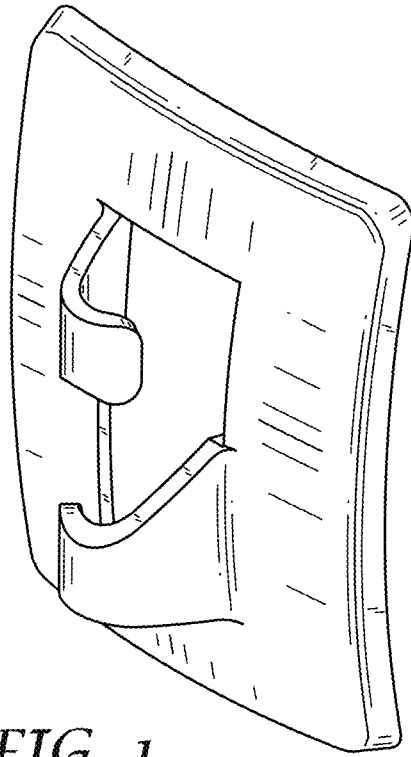


FIG. 1

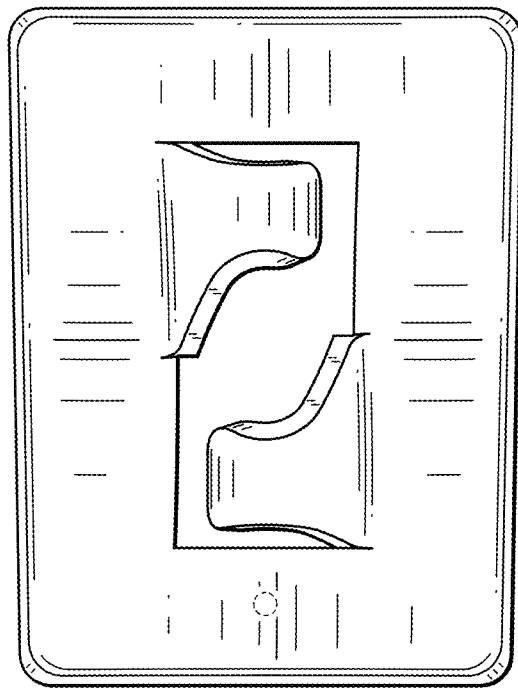


FIG. 2

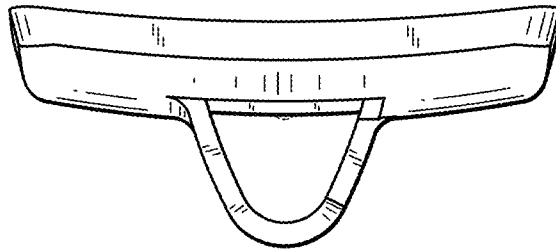


FIG. 3

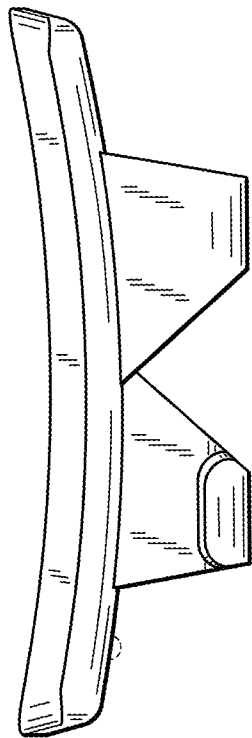


FIG. 4

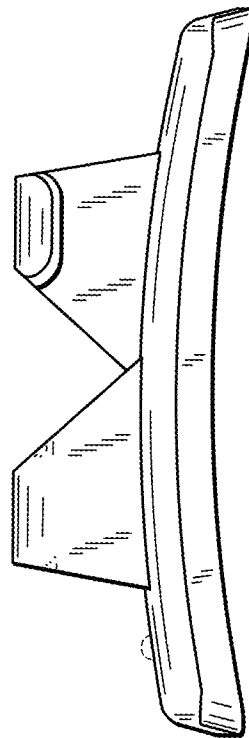


FIG. 5

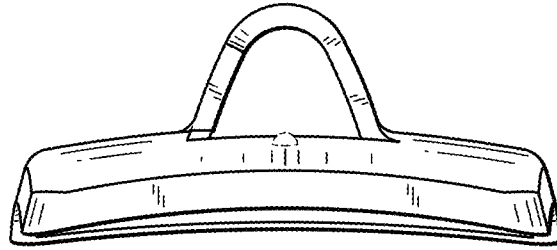


FIG. 6

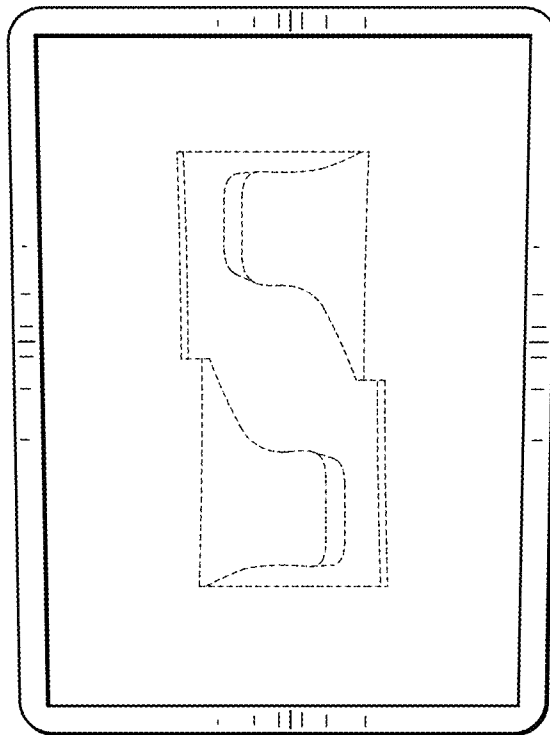


FIG. 7

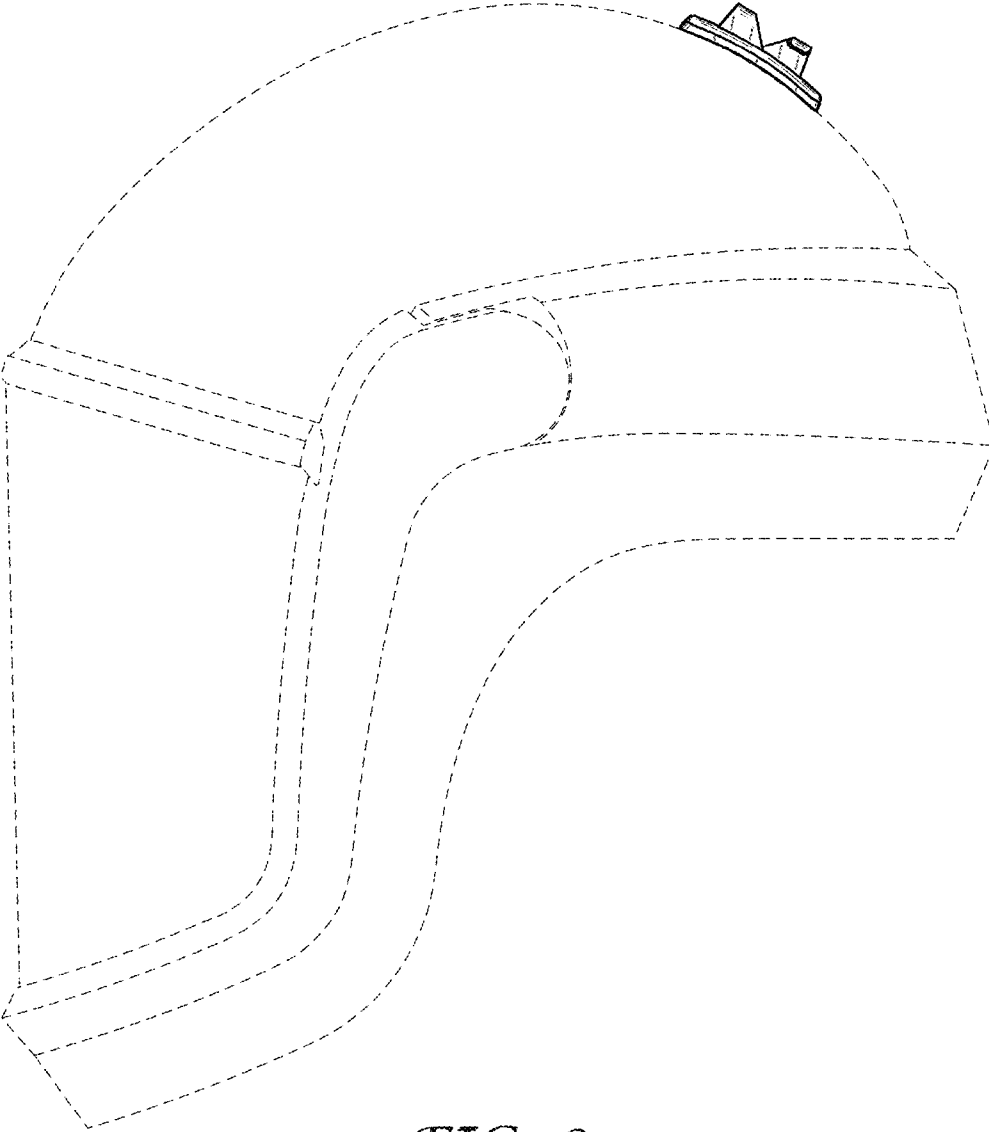


FIG. 8