

No. 694,320.

Patented Feb. 25, 1902.

J. S. MILLER.
STAVE COLUMN.

(Application filed Sept. 28, 1901.)

(No Model.)

Fig. 1.

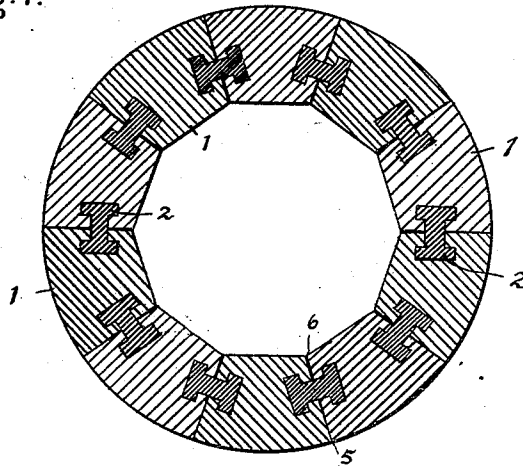


Fig. 2.

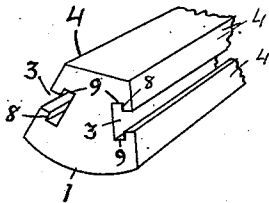


Fig. 3.

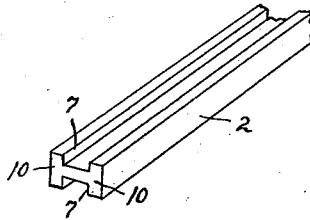
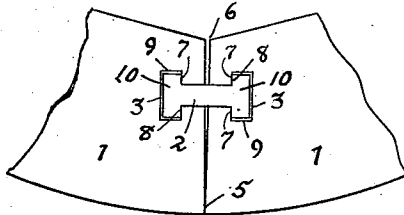


Fig. 4.



WITNESSES:

Emma Pope

Merrill Fitch

John S. Miller

INVENTOR.

BY St. J. Burns

ATTORNEY.

UNITED STATES PATENT OFFICE.

JOHN S. MILLER, OF FORT WAYNE, INDIANA, ASSIGNOR OF ONE-HALF TO
JOHN B. BARRAND AND HUBERT A. PEQUIGNAT, OF FORT WAYNE,
INDIANA.

STAVE-COLUMN.

SPECIFICATION forming part of Letters Patent No. 694,320, dated February 25, 1902.

Application filed September 28, 1901. Serial No. 76,847. (No model.)

To all whom it may concern:

Be it known that I, JOHN S. MILLER, a citizen of the United States, residing at Fort Wayne, in the county of Allen and State of Indiana, have invented certain new and useful Improvements in Stave-Columns; and I do declare the following to be a full, clear, and exact description of the invention, such as will enable others skilled in the art to which it appertains to make and use the same, reference being had to the accompanying drawings, and to the figures of reference marked thereon, which form a part of this specification.

My invention relates to improvements in stave-columns wherein I-strips are arranged in grooves in the staves to hold the same together; and the object of my improvement is to effect economy in material in making the staves of which my column is formed and to secure the staves together so as to hold particularly the outer portions of their meeting edges or sides closely in contact.

I accomplish my object by the construction illustrated in the accompanying drawings, in which—

Figure 1 is a cross-section through the column. Fig. 2 is a detail in perspective showing the end of one of the staves. Fig. 3 is a detail in perspective showing the form of the I-strip, and Fig. 4 is a diagram showing the I-strip engaging the grooves in the staves.

Similar numerals of reference indicate corresponding parts throughout the several views.

In making my column a number of staves 1 are made of strips of wood, with their lateral surfaces 4 beveled inward. Grooves 3 are made in the sides of the staves 1, with lateral gains 9 at their bottoms to receive the

heads 10 of the I-strips 2. The staves thus formed are coated with glue upon their lateral surfaces 4 and are placed together successively, and the I-strips 2 are driven lengthwise in the grooves 3 of the adjoining staves. Thus when a sufficient number of staves have been joined together a complete circular column is formed. The last stave, which completes the column, may be a trifle wider than the others or the degree of the bevel of the lateral surfaces 4 may be made a trifle more acute, so that when the staves are assembled in a circular column their adjoining surfaces 4 will come into closer contact at their outermost portions 5 and slight crevices 6 will intervene their innermost portions. The I-strips 2 are made with heads 10 of a size somewhat smaller than the gains 9, so as to be driven freely therein, and the gains are made of such a depth from the surfaces 4 of the staves as to cause the under sides 8 of the heads 10 to draw tight against the surfaces 7 of the gains 9 when the staves are connected together.

Having described my invention, what I claim as new, and desire to secure by Letters Patent, is—

A series of staves having lateral beveled surfaces, the outermost portions of which meet when said staves are arranged into a circular column; crevices intervening the inner portions of said staves; grooves having lateral gains in the sides of said staves; and the I-strips engaging in said grooves and securing said staves together.

In testimony whereof I affix my signature in presence of two witnesses.

JOHN S. MILLER.

Witnesses:

W. G. BURNS,
M. J. BLITZ.