



US00D769032S

(12) **United States Design Patent** (10) **Patent No.:** **US D769,032 S**  
**Burden** (45) **Date of Patent:** **\*\* Oct. 18, 2016**

(54) **CHEST OF DRAWERS**  
(71) Applicant: **Ian James Burden**, Sovereign Islands (AU)  
(72) Inventor: **Ian James Burden**, Sovereign Islands (AU)  
(\*\*) Term: **15 Years**  
(21) Appl. No.: **29/526,827**

D199,982 S \* 1/1965 Carr ..... D6/671.1  
D337,218 S \* 7/1993 Black ..... D6/671.1  
D375,514 S \* 11/1996 Keller ..... D6/671.1  
D399,074 S \* 10/1998 Zaidman ..... D6/671.2  
D401,449 S \* 11/1998 Hazen ..... D6/671.1  
D404,590 S \* 1/1999 Tabbia ..... D6/671  
D405,985 S \* 2/1999 Zaidman ..... D6/671  
D409,853 S \* 5/1999 Horn ..... D6/664  
D440,789 S \* 4/2001 Tabbia ..... D6/671.1  
9,121,197 B2 \* 9/2015 Michael ..... A47B 88/04

\* cited by examiner

(22) Filed: **May 13, 2015**

*Primary Examiner* — Mimoso De  
(74) *Attorney, Agent, or Firm* — Dykema Gossett PLLC

(30) **Foreign Application Priority Data**

Nov. 13, 2014 (AU) ..... 201415821

(51) **LOC (10) Cl.** ..... **06-04**

(52) **U.S. Cl.**  
USPC ..... **D6/671.1; D6/671**

(58) **Field of Classification Search**  
USPC ..... D6/663, 664, 667, 671, 671.1, 671.2, D6/671.3, 671.4  
CPC ..... A47B 17/04; A47B 45/00; A47B 67/00; A47B 67/04; A47B 88/00; A47B 88/04; A47B 88/044  
See application file for complete search history.

(56) **References Cited**

**U.S. PATENT DOCUMENTS**


1,419,481 A \* 6/1922 Williams ..... A47B 67/04 312/224  
2,027,154 A \* 1/1936 Derman ..... A47B 67/00 312/109

(57) **CLAIM**  
The ornamental design of a chest of drawers, as shown and described.

**DESCRIPTION**

FIG. 1 is a perspective front view of a chest of drawers showing my new and ornamental design, FIG. 2 is a first perspective rear view thereof, FIG. 3 is a second perspective rear view thereof, FIG. 4 is an elevational front view thereof, FIG. 5 is an elevational rear view thereof, FIG. 6 is an elevational right side view thereof, FIG. 7 is an elevational left side view thereof, FIG. 8 is a top plan view thereof; and, FIG. 9 is a bottom plan view thereof. The features of the chest of drawers depicted in broken lines form no part of the claimed design.

**1 Claim, 9 Drawing Sheets**






FIG. 1




FIG. 2




FIG. 3




FIG. 4


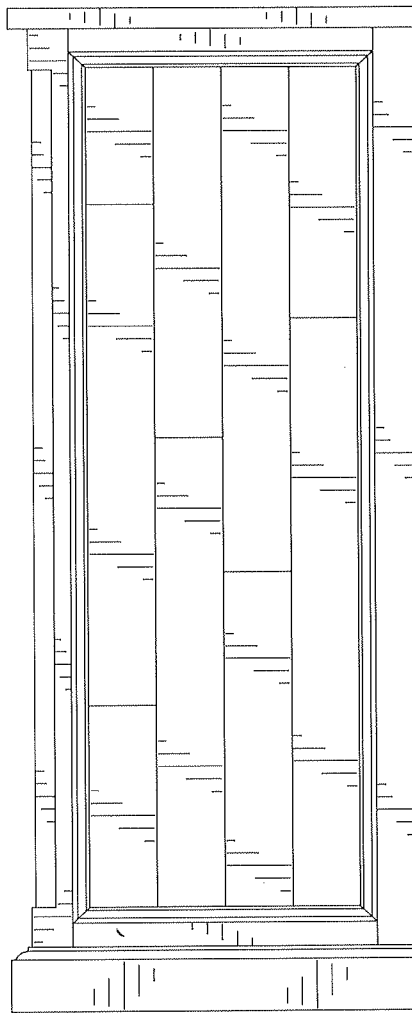
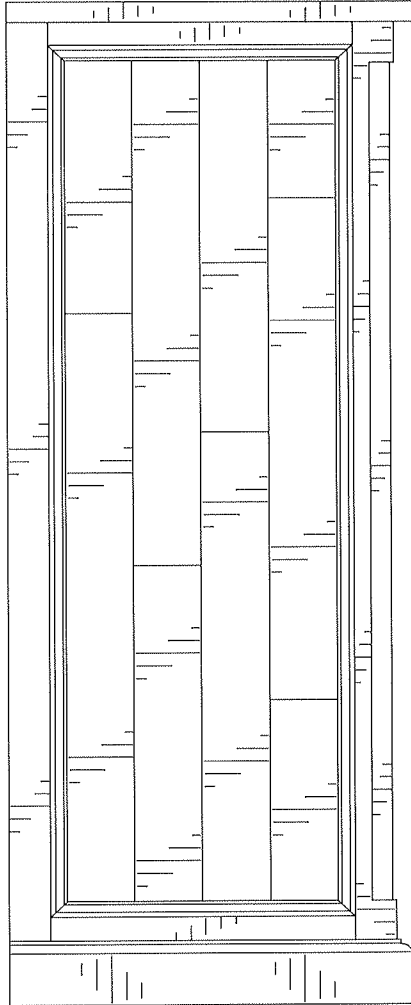



FIG. 5



**FIG. 6**



**FIG. 7**



**FIG. 8**




FIG. 9