

(12) PATENT
(19) AUSTRALIAN PATENT OFFICE

(11) Application No. AU 199931778 B2
(10) Patent No. 750526

(54) Title
Topical formulation of the oil-in-water type, comprising galactolipid material as emulsifier, with a prolonged effect of an incorporated active substance

(51)⁷ International Patent Classification(s)
A61K 009/107 A61K 047/00
A61K 007/00

(21) Application No: **199931778**

(22) Application Date: **1999.03.08**

(87) WIPO No: **WO99/44585**

(30) Priority Data

(31) Number	(32) Date	(33) Country
9800729	1998.03.06	SE

(43) Publication Date : **1999.09.20**

(43) Publication Journal Date : **1999.11.18**

(44) Accepted Journal Date : **2002.07.18**

(71) Applicant(s)
Lipocore Holding AB

(72) Inventor(s)
Anders Carlsson; Jenny Ek; Bengt Herslof; Goran Nilsson

(74) Agent/Attorney
SPRUSON and FERGUSON,GPO Box 3898,SYDNEY NSW 2001

(56) Related Art
WO 95/20943
EP 647443


PCT

WORLD INTELLECTUAL PROPERTY ORGANIZATION
International Bureau



31778/99

INTERNATIONAL APPLICATION PUBLISHED UNDER THE PATENT COOPERATION TREATY (PCT)

<p>(51) International Patent Classification⁶ : A61K 9/107, 7/00, 47/00</p>	<p>A1</p>	<p>(11) International Publication Number: WO 99/44585</p> <p>(43) International Publication Date: 10 September 1999 (10.09.99)</p>
<p>(21) International Application Number: PCT/SE99/00347</p> <p>(22) International Filing Date: 8 March 1999 (08.03.99)</p> <p>(30) Priority Data: 9800729-7 6 March 1998 (06.03.98) SE</p> <p>(71) Applicant (for all designated States except US): SCOTIA HOLDINGS P.C. LIPIDTEKNIK AB [SE/SE]; P.O. Box 6686, S-113 84 Stockholm (SE). Scotia House, Castle Business Park, Stirling FK9 4TZ, (GB)</p> <p>(72) Inventors; and</p> <p>(75) Inventors/Applicants (for US only): CARLSSON, Anders [SE/SE]; S:t Göransgatan 80, S-112 38 Stockholm (SE). EK, Jenny [SE/SE]; Charlottenburgsvägen 34, S-169 53 Solna (SE). HERSLÖF, Bengt [SE/SE]; Brunbärsvägen 2, S-114 21 Stockholm (SE). NILSSON, Göran [SE/SE]; Kristinebergs Strand 3, S-112 52 Stockholm (SE).</p> <p>(74) Agents: LARFELDT, Helene et al.; Bergensträhle & Lindvall AB, P.O. Box 17704, S-118 93 Stockholm (SE).</p> <p>(71) Lipacora Holding AB Box 6686, 113 84 Stockholm, Sweden</p>		<p>(81) Designated States: AL, AM, AT, AU, AZ, BA, BB, BG, BR, BY, CA, CH, CN, CU, CZ, DE, DK, EE, ES, FI, GB, GD, GE, GH, GM, HR, HU, ID, IL, IN, IS, JP, KE, KG, KP, KR, KZ, LC, LK, LR, LS, LT, LU, LV, MD, MG, MK, MN, MW, MX, NO, NZ, PL, PT, RO, RU, SD, SE, SG, SI, SK, SL, TJ, TM, TR, TT, UA, UG, US, UZ, VN, YU, ZW, ARIPO patent (GH, GM, KE, LS, MW, SD, SL, SZ, UG, ZW), Eurasian patent (AM, AZ, BY, KG, KZ, MD, RU, TJ, TM), European patent (AT, BE, CH, CY, DE, DK, ES, FI, FR, GB, GR, IE, IT, LU, MC, NL, PT, SE), OAPI patent (BF, BJ, CF, CG, CI, CM, GA, GN, GW, ML, MR, NE, SN, TD, TG).</p> <p>Published With international search report. Before the expiration of the time limit for amending the claims and to be republished in the event of the receipt of amendments.</p> <div style="text-align: center;">  <div style="border: 1px solid black; padding: 5px; display: inline-block;"> <p>IP AUSTRALIA</p> <p>20 SEP 1999</p> <p>REC.</p> </div> </div>
<p>(54) Title: TOPICAL FORMULATION OF THE OIL-IN-WATER TYPE, COMPRISING GALACTOLIPID MATERIAL AS EMULSIFIER, WITH A PROLONGED EFFECT OF AN INCORPORATED ACTIVE SUBSTANCE</p>		
<p>(57) Abstract</p>		
<p>The invention relates to the use of a topical formulation of the oil-in-water type comprising an oily material, an aqueous phase and an emulsifier, wherein the emulsifier is a galactolipid material, as a carrier for providing a prolonged effect of an incorporated active substance. New topical formulations are also described.</p>		

92
is
AUSTRALIAN
OFFICE

TOPICAL FORMULATION OF THE OIL-IN-WATER TYPE, COMPRISING GALACTOLIPID MATERIAL AS EMULSIFIER, WITH A PROLONGED EFFECT OF AN INCORPORATED ACTIVE SUBSTANCE

The present invention refers to a topical formulation of the oil-in-water emulsion type, in which a variety of pharmaceutical or cosmetic compounds can be incorporated, and which after application on the skin gives a prolonged local effect of the incorporated compound.

BACKGROUND OF THE INVENTION

Dermatological formulations for topical administration, such as creams, lotions, ointments and gels, are used in pharmacy, medicine and cosmetics for curative and prophylactic treatment of different conditions. It is in general desirable that said formulation brings about a prolonged effect.

There are different areas where there is a continuous need of an improved, that is long lasting, topical treatment as exemplified below.

- People with very dry skin such as atopic dry skin and people who frequently are exposed to water and soap and thus often develop dry skin conditions need to apply a protective cream or ointment to their skin. Examples of people frequently exposed to water and soap are doctors and nurses who must wash their hands and face before examining patients, workers who are handling paints and grease and often need to use strong detergents to clean their hands, and, most common of all, home workers. For these and other categories of people having dry skin conditions a cream or lotion with an extended effect on skin smoothing and moisturising would be preferred.

- The use of hydrocortisone and other steroidal creams is very common in the treatment of local inflammatory conditions in the skin. The systemic absorption of the steroid potentially gives unwanted side-effects. A cream with a sustained release of the active steroid could increase the local effect and decrease the systemic absorption, a very much preferred therapeutic situation, especially in small children.

- The treatment of Athlete's foot or other fungal

infections with topical antifungal or of many skin infections with antibiotics or antivirals requires twice or three times daily applications of the cream or gel to be effective. A once-daily formulation would certainly improve compliance, effectiveness, as well as comfort during treatment.

- The treatment of any other skin condition, including psoriasis, eczemas, other inflammatory disorders, cancers, precancerous conditions, ageing, wrinkling, ultraviolet radiation damage and any other condition which may respond to a topically applied therapeutic agent.

Preferred topical formulations are creams and lotions, that is typically oil-in-water emulsions which spread readily on the skin, leave no detectable residue and adhere to the treated area without being tacky. Said emulsions normally consist of an oil phase, an aqueous phase and an emulsifier. Ointments, which mainly comprises an oil phase, are greasy and form a greasy film on the skin preventing moisture loss. Gels which might be liposomal preparations do not contain any oil. Topical preparations of the oil-in-water emulsion type are generally more appreciated by the user from a cosmetic point of view, but have not previously been claimed to give any extended effect of incorporated substances of dermatological or cosmetological interest. From a dermatological standpoint oil-in-water emulsion type formulations are often preferred, particularly if the number of ingredients can be reduced to a minimum.

PRIOR ART

Highly structured vehicles, such as inversed hexagonal and cubic liquid crystals, may exhibit sustained-release properties, either by binding the water or by stiffening the amphiphilic film within the formulation, see Osborne, D.W., et al. in *Drugs and the Pharmaceutical Sciences*, Swarbrick J. (ed.), Vol. 42 (1990), pp. 374-379. Drug formulations containing liposomes for topical use may give a sustained local effect of the incorporated compound, see Korting, H.C., et al. in *J. Am. Acad. Dermatol.*, Vol. 25 (1991), pp. 1068-1071. The topical drug

delivery systems described are, however, far more complicated lipid preparations than a topical cream of the oil-in-water emulsion type. For reasons of stability of topical liposomal systems, most authors have proposed a gel base. Gel formulations are, however, more likely to produce side effects than cream or ointment preparations.

5 WO 95/03784, Insite Vision Inc., discloses a cross-linked polymeric medicament delivery system containing an interactive agent associated with the polymer, which is said to slow release of medicament out of the system. The system can be used in dermal formulations but is particularly useful as topical ophthalmic delivery systems. This invention does not relate to any slow release effects of the cream, but on polymeric systems included in the cream. The slow release effects in
10 this system can be ascribed to the polymeric system.

Topical creams of the oil-in-water emulsion type have not previously been reported as having potential sustained release properties. However, there is a need for topical sustained release formulations, such as oil-in-water emulsions, which are uncomplicated with respect to compositional design as well as manufacturing. Furthermore, less complicated formulations have a
15 major advantage in that they are less likely to cause irritant or hypersensitivity reactions and hence to be more acceptable as skin care preparations for therapeutic or cosmetic use.

WO 95/20943, Karlshamns LipidTeknik AB, discloses an oil-in-water emulsion comprising 0.01-50 % by weight of a galactolipid material as an emulsifier. Said emulsion is said to be useful as a carrier for active substances in a pharmaceutical composition but also in nutritional, cosmetic,
20 food and agricultural products. The emulsions do not exhibit any unpleasant odour or taste and are stable towards oxidation. There is, however, nothing stated about an optional sustained effect.

Description of the Invention

According to a first aspect, the present invention consists in a use of a formulation of the oil-in-water emulsion type comprising an oily material, an aqueous phase and a galactolipid material
25 as an emulsifier, as a carrier for the preparation of a topical cream or lotion providing a prolonged local effect of an incorporated pharmaceutically or cosmetically active substance.

According to a second aspect, the present invention consists in a formulation of the oil-in-water emulsion type comprising an oily material, an aqueous phase and a galactolipid material as an emulsifier, when used as a carrier in a topical cream or lotion providing a prolonged local effect
30 of an incorporated pharmaceutically or cosmetically active substance.



According to a third aspect, the present invention consists in a method of prolonging local effect of a pharmaceutically or cosmetically active substance comprising topically applying a cream or lotion to a patient, the cream or lotion including a pharmaceutically or cosmetically active substance incorporated in a formulation of the oil-in-water emulsion type comprising an oily material, an aqueous phase and a galactolipid material as an emulsifier, as a carrier.

The present invention relates to an oil-in-water



emulsion for topical application to the skin comprising an emulsifier, an oil phase, and an aqueous phase, into which cosmetic or pharmaceutical substances can be incorporated for the local treatment of various skin conditions and disorders.

5 It has surprisingly been found that a topical cream or lotion of the oil-in-water emulsion type, in which a galactolipid material is used as the emulsifier, and into which a variety of pharmaceutical or cosmetic compounds can be incorporated, after application on the skin gives a sustained
10 local effect of the incorporated compound.

The present invention refers to a topical formulation of the oil-in-water emulsion type, in which a variety of pharmaceutical or cosmetic compounds can be incorporated, comprising an oily material, an emulsifier being a glycolipid
15 based material, and an aqueous phase, and which after application on the skin gives a sustained local effect of the incorporated compound.

According to another aspect the invention refers to the use of a topical formulation of the oil-in-water type
20 comprising an oily material, an aqueous phase and an emulsifier, wherein the emulsifier is a galactolipid material, as a carrier for providing a prolonged effect of an incorporated active substance.

Especially the invention refers to the use of a topical
25 formulation, which can be a cream or a lotion, comprising 0.1-50 % by weight oily material, preferably 1-40 %, and 0.5-20 % by weight emulsifier.

No particular limitation is imposed on the oily material, that is the non-polar lipid material, of the formulation.
30 Examples are vegetable oils, animal oils, fatty acids, synthetic oils, mineral oils, natural and synthetic glycerides, sterol esters, fatty alcohols, and other substances, including lipophilic drugs, obvious to a person skilled in the art, which can be emulsified using a polar lipid emulsifier.

35 Preferred oily materials to be emulsified are any fatty acid or a derivative thereof, such as vegetable oils of all

types, such as oils from the seeds and beans of soybean, sunflower, rapeseed (canola), palm, corn, evening primrose, borage, groundnut, sesame, and similar.

5 There are also synthetic or semi-synthetic glycerides, propanediol derivatives, cholesteryl esters, other esters and other appropriate lipid materials. Another oily material for the emulsion is a medium-chain triacylglycerol (MCT) oil.

10 There are also many lipids such as free fatty acids, mono-, di- and triacylglycerols, phospholipids, cholesterol esters and lipids and oils of many other types which have therapeutic actions in themselves, such as tea tree oil, and which may be advantageously formulated in the form of a topical cream or optionally lotion. In this case the therapeutically active substance is the oily material, which can also have other
15 bioactive properties.

The emulsifier according to the invention should be a glycolipid, preferably a galactolipid based material. Galactolipids can be defined as glycosylglycerides based on galactose and are well known constituents of plant cell
20 membranes. The most important classes of these contain one to four sugars linked glycosidically to diacylglycerol. The two most abundant classes contain one and two galactose units, respectively, and are commonly known as mono- and digalactosyldiacylglycerol, MGDG and DGDG. Galactolipids, primarily DGDG
25 and DGDG-rich materials, have been investigated and found to be a surface active material of interest in industrial application such as food, cosmetics, and pharmaceutical applications.

30 Synthetic diglycosyldiacylglycerols based on galactose, optionally in combination with other monosaccharide units, such as glucose, semi-synthetic, and natural glycosylglycerides, isolated from any source, can be used in accordance with the invention.

35 An intrinsic beneficial feature of the galactolipids is the galactose units comprising the polar head group in each lipid molecule, which may sterically stabilise the emulsion droplets in an emulsion. The galactose groups may also interact strongly

with water and other polar substances, such as a water-soluble drug or a excipient, added to the emulsion.

WO 95/20943 describes the use of DGDG-rich material, a galactolipid material, as an emulsifier in oil-in-water emulsions. Said galactolipid material was prepared from cereals by extraction of the lipids with ethanol and a subsequent purification on a chromatographic column to pure DGDG or a DGDG-rich fraction of polar lipids. The galactolipid emulsifier consists of at least 50 % digalactosyldiacylglycerols and a remainder of other polar lipids and can be used as the galactolipid emulsifier of the invention, preferably in an amount of 1.0-5.0 % by weight. The galactolipid material for instance consists of 70-80 % DGDG and 20-30 % other polar lipids.

According to a preferred embodiment of the invention the galactolipid emulsifier consists of 50-70 % digalactosyldiacylglycerols and 30-50 % other polar lipids. This material is manufactured by Scotia LipidTeknik AB, Stockholm, as CPL®-Galactolipid (registered trade mark owned by Scotia Holdings plc). A preferred topical formulation of the invention comprises CPL®-Galactolipid as the galactolipid material.

WO 97/11141 describes a method for producing a fractionated vegetable oil which is characterised in containing 10-90 % by weight of polar lipids, preferably 20-75 %, and a remainder of non-polar lipids. Said fractionated vegetable oil can also be used as the galactolipid emulsifier of the invention, preferably in an amount of 2.0-10.0 % by weight. The fractionated vegetable oil preferably contains more than 5 % by weight, preferably more than 20 %, glycolipids and preferably more than 3 % by weight, preferably more than 15 %, DGDG.

According to a preferred embodiment of the invention the galactolipid material consists of 40-60 % polar lipids and a remainder of non-polar lipids. A fractionated oat oil of this composition consisting of a wide range of polar and amphiphilic lipids in a continuous triglyceride phase is manufactured by Scotia LipidTeknik AB, Stockholm, as Galactolec™. A preferred

topical formulation comprises Galactolec™ as the galactolipid material.

The galactolipid based emulsifier is a safe and non-toxic material for human and veterinary use. It is also an
5 environmentally friendly material.

Topical formulations, such as creams and lotions, are prepared by using a polar lipid emulsifier either as the sole emulsifier or in combination with other amphiphilic compounds, that is co-surfactants. The formulation may also comprise optio-
10 nal additives known in the art for improving different aspects of the composition, such as thickening agents, preservatives, antioxidants, fragrance and the like.

The creams according to the invention are characterised by having excellent cosmetic properties. Furthermore, they contain
15 a minimum number of ingredients, without any stabilising ingredients known to give irritation or sensitisation of the skin. Despite the low numbers of ingredients the creams are extremely stable, with shelf lives of several years.

The active substances can be either water soluble or oil
20 soluble or amphiphilic, and can be any type of pharmaceutical or cosmetological ingredient suitable for topical preparations, such as moisturising agents, e.g. glycerol, propylene glycol, urea, vitamins, e.g. retinol and tocopheryl esters, anti-inflammatory, e.g. glucocorticosteroids such as
25 hydrocortisone, hydrocortisone butyrate, chlobetasol, triamcinolone, fluticasone, mometasone and betamethasone, antibiotics, e.g. erythromycin, antivirals, e.g. acyclovir, antifungals, e.g. miconazole, antiseptics, e.g. cetrimide, agents for treating acne, e.g. tretinoin, benzylperoxide,
30 psoriasis, e.g. dithranol and calcipotriol, senile pruritus, dry skin and wrinkles, cancer and pre-cancerous conditions, such as active keratosis, and UV protecting agents to be included in suntan creams and lotions.

Topical creams according to the invention are prepared by
35 conventional methods. For example, a cream with 20 % by weight

of oil is prepared by adding the emulsifier to a triacylglycerol oil. The oil phase may also contain oil-soluble additives such as antioxidants and fragrance. The total emulsifier concentration is 1.5 % by weight. The oil phase is then gently mixed. The continuous phase may be pure water or an aqueous solution containing water-soluble additives such as glycerol, preservatives and buffers. A water-soluble active compound, such as glycerol as a moisturiser, may then be added to the aqueous phase; consequently, an oil-soluble compound such as 13-hydroxy-9,11-octadecadienoic acid (13-HODE) is added to the oil phase. Hydrocortisone, an anti-inflammatory drug which is insoluble in both water and oil, may be dispersed in either the aqueous phase or the oil phase. Alternatively, the drug may also be added to the final cream in an extemporaneous preparation. If necessary, the pH of the aqueous phase is adjusted. The oil phase as well as the aqueous phase are preheated to 70°C and then the oil phase is added to the aqueous phase under high-shear mixing. The pre-emulsion is then subjected to homogenisation at 200 psi. After cooling, the cream is transferred to suitable containers.

The invention also refers to the use of a topical formulation of the invention, wherein the incorporated compound is a moisturising compound for the preparation of a medicament for prophylaxis or treatment of atopic dermatitis.

Formulations, that is creams and lotions, having the following, preferred compositions can be prepared accordingly:

Topical cream base giving an incorporated substance a prolonged effect, comprising in % by weight

	Oily material	10.0-30.0 %
30	Galactolipid emulsifier	0.5-5 %
	Thickener	2.0-10.0 %
	Preservative	0.1-1.0 %
	Water	ad 100 %

35 Topical formulation having a prolonged moisturising effect, comprising in % by weight

	Glycerol	1.0-5.0 %
	Oily material	10.0-30.0 %
	Galactolipid emulsifier	0.5-5 %
	Thickener	2.0-10.0 %
5	Preservative	0.1-1.0 %
	Water	ad 100 %

Topical formulation having a prolonged anti-inflammatory effect, comprising in % by weight

10	Hydrocortisone	0.5-1.5 %
	Oily material	10.0-30.0 %
	Galactolipid emulsifier	0.5-5 %
	Thickener	2.0-10.0 %
	Preservative	0.1-1.0 %
15	Water	ad 100 %

Topical formulation having a prolonged anti-inflammatory effect, comprising in % by weight

	Betamethasone	0.01-0.5 %
20	Oily material	10.0-30.0 %
	Galactolipid emulsifier	0.5-5 %
	Thickener	2.0-10.0 %
	Preservative	0.1-1.0 %
	Water	ad 100 %

25

Topical formulation having a prolonged anti-psoriatic effect, comprising in % by weight

	13-hydroxy-linoleic acid	0.001-0.1 %
	Oily material	10.0-30.0 %
30	Galactolipid emulsifier	0.5-5 %
	Thickener	2.0-10.0 %
	Preservative	0.1-1.0 %
	Water	ad 100 %

35

Different topical formulations with various non-polar oils as the cream base were formulated as described in Examples 1-7.

Typical batch sizes are 0.5 to 1 kg. All concentrations are expressed in percent by weight.

EXAMPLES OF FORMULATIONS

5 Example 1. Moisturising cream

Oil phase:

CPL®-Soybean oil	20.0	%	Oily material
Cetostearyl alcohol	7.0	%	Thickener
Glyceryl monostearate/citrate	2.0	%	Thickener

10

Emulsifier:

CPL®-Galactolipid	1.5	%	
-------------------	-----	---	--

15

Aqueous phase:

Glycerol	2.0	%	Moisturiser
Methyl-p-hydroxybenzoate	0.54	%	Preservative
Propyl-p-hydroxybenzoate	0.06	%	Preservative
Water	ad 100 %		

20

The oil and CPL®-Galactolipid were mixed in a beaker and then stirred with a magnetic stirrer until the galactolipid material had dispersed, that is for 30-60 min. The aqueous phase was mixed in another beaker and stirred with a magnetic stirrer.

25

When the oil phase was homogeneous glyceryl monostearate/citrate and cetostearyl alcohol were added. The oil phase and the aqueous phase were both heated to 65-70°C while stirring. The warm oil phase was added to the warm aqueous phase during high-shear mixing (Polytron PT-MR 3000). After addition of the

30 oil phase the pre-emulsification (high-shear mixing) continued for 2 minutes at 15,000 rpm. The pre-emulsion was then homogenised 2 times at 200 psi in an Ultrasonic homogeniser (Branson Minisonic 4). The cream was allowed to cool in a water bath.

35

Example 2. Moisturising lotion

Oil phase:

CPL®-Evening Primrose oil	12.0	%	Oily material
Cetostearyl alcohol	2.0	%	Thickener
Glyceryl monostearate/citrate	2.0	%	Thickener
Ascorbyl palmitate	0.02	%	Antioxidant

40

Emulsifier:

CPL®-Galactolipid 1.0 %

Aqueous phase:

	Glycerol	2.0 %	Moisturiser
5	Methyl-p-hydroxybenzoate	0.54%	Preservative
	Propyl-p-hydroxybenzoate	0.06%	Preservative
	Fragrance	0.1 %	
	Water	ad 100 %	

The lotion was prepared in the same way as the cream in Example 1, that is CPL®-Evening Primrose Oil, CPL®-Galactolipid and ascorbyl palmitate were mixed in a beaker and stirred until the galactolipid material had dispersed properly, that is for 30-60 minutes. The rest of the ingredients was added to the oil phase which was then heated to 70°C. The aqueous phase was prepared in another beaker and heated to 70°C. The oil phase was added to the aqueous phase during high-shear mixing. After addition of the oil phase the high-shear mixing, that is pre-emulsification, continued for 2 min at 15,000 rpm. The pre-emulsion was homogenized twice at 200 psi in an Ultrasonic homogeniser (Branson Minisonic 4). The lotion was allowed to cool in a water bath. The fragrance was added to the cool, that is 35°C, lotion.

Example 3. Moisturising cream

Oil phase:

25	CPL®-Evening Primrose oil	20.0 %	Oily material
	Cetostearyl alcohol	7.0 %	Thickener
	Glyceryl monostearate/citrate	2.0 %	Thickener
	Ascorbyl palmitate	0.02%	Antioxidant

Emulsifier:

Galactolec™ 3.0 %

Aqueous phase:

	Glycerol	2.0 %	Moisturiser
35	Methyl-p-hydroxybenzoate	0.63%	Preservative
	Propyl-p-hydroxybenzoate	0.07%	Preservative
	Water	ad 100 %	

The cream was prepared as described in Example 1.

The cream had the following appearance in the microscope. Small regular to irregular droplets of uniform size evenly distributed in the sample. The average droplet size, estimated by comparison with a ruler installed in the microscope, was

found to be in the range of 5-10 μm .

Example 4. Cream base

5	Oil phase:		
	Olive oil	20.0 %	Oily material
	Cetostearyl alcohol	7.0 %	Thickener
	Glyceryl monostearate	2.0 %	Thickener
10	Emulsifier:		
	CPL®-Galactolipid	1.0 %	
	Aqueous phase:		
15	Methyl-p-hydroxybenzoate	0.54 %	Preservative
	Propyl-p-hydroxybenzoate	0.06 %	Preservative
	Tri-sodium citrate dihydrate	0.035%	pH-modifier
	Citric acid (aq.)	q.s. pH 3.5	pH-modifier
	Water	ad 100 %	

The cream was prepared as described in Example 1.

20

Example 5. Cream base

	Oil phase:		
	Medium-chain triglyceride oil	10.0 %	Oily material
	Cetostearyl alcohol	7.0 %	Thickener
25	Glyceryl monostearate	2.0 %	Thickener
	Emulsifier:		
	CPL®-Galactolipid	1.0 %	
30	Aqueous phase:		
	Methyl-p-hydroxybenzoate	0.18 %	Preservative
	Propyl-p-hydroxybenzoate	0.02 %	Preservative
	Water	ad 100 %	

35 The cream was prepared as described in Example 1.

Example 6. Anti-inflammatory cream

	Oil phase:		
40	Hydrocortisone	1.0 %	Active substance
	CPL®-Evening Primrose oil	20.0 %	Oily material
	Cetostearyl alcohol	7.0 %	Thickener
	Glyceryl monostearate	2.0 %	Thickener
	Ascorbyl palmitate	0.02 %	Antioxidant
45	Emulsifier:		
	CPL®-Galactolipid	1.5 %	
	Aqueous phase:		
50	Glycerol	2.0 %	Moisturiser
	Methyl-p-hydroxybenzoate	0.63 %	Preservative

Propyl-p-hydroxybenzoate	0.07 %	Preservative
Water	ad 100 %	

Hydrocortisone was added to the mixture of oil and galacto-
 5 lipid. Otherwise the cream was prepared as described in Example
 1.

Example 7. Anti-inflammatory cream

Oil phase:

10	Betamethasone, dipropionate	0.05 %	Active substance
	CPL®-Evening Primrose oil	20.0 %	Oily material
	Cetostearyl alcohol	7.0 %	Thickener
	Glyceryl monostearate	2.0 %	Thickener
15	Ascorbyl palmitate	0.02 %	Antioxidant

Emulsifier:

	CPL®-Galactolipid	1.5 %	
--	-------------------	-------	--

Aqueous phase:

20	Glycerol	2.0 %	Moisturiser
	Methyl-p-hydroxybenzoate	0.63 %	Preservative
	Propyl-p-hydroxybenzoate	0.07 %	Preservative
	Water	ad 100 %	

25 A comparable cream is obtained if betamethasone, dipropion-
 ate 0.05 % is replaced by betamethasone, valerate 0.1 %.

Example 8. Anti-psoriatic cream

Oil phase:

30	13-HODE	0.01 %	Active substance
	CPL®-Evening Primrose oil	20.0 %	Oily material
	Cetostearyl alcohol	7.0 %	Thickener
	Glyceryl monostearate	2.0 %	Thickener
35	Ascorbyl palmitate	0.02 %	Antioxidant

Emulsifier:

	CPL®-Galactolipid	1.5 %	
--	-------------------	-------	--

Aqueous phase:

40	Methyl-p-hydroxybenzoate	0.63 %	Preservative
	Propyl-p-hydroxybenzoate	0.07 %	Preservative
	Water	ad 100 %	

45 A small amount, about 5 %, of the oil mixture was added to 13-
 HODE (13-hydroxy-linoleic acid, from Scotia Pharmaceuticals Ltd,
 Carlisle). This mixture was not heated like the rest of the oil
 phase and was added separately during the pre-emulsification

step. Otherwise the cream was prepared as in Example 1.

EXPERIMENTAL TESTS

Tests of skin smoothing and moisturising properties.

5 The aim of the studies was to evaluate the moisturising and smoothing properties of creams of the invention after use twice daily for 14 days. Twenty healthy female volunteers aged 18 to 60 years were studied.

The test creams had the following compositions:

	Cream A	Cream B	Cream C
10 Oil phase:			
CPL®-Evening Primrose oil	20.0 %	20.0 %	20.0 %
Cetostearyl alcohol	7.0 %	7.0 %	7.0 %
15 Ascorbyl palmitate	0.02 %	0.02 %	0.02 %
Emulsifier:			
CPL®-Galactolipid	0.75 %	0.75 %	1.5 %
20 Aqueous phase:			
Glycerol	-	2.0 %	2.0 %
Methyl-p-hydroxybenzoate	0.54 %	0.54 %	0.63 %
Propyl-p-hydroxybenzoate	0.06 %	0.06 %	0.07 %
Water	ad 100 %	ad 100 %	ad 100 %

25 All creams were prepared in the following way: The CPL®-Evening Primrose oil, CPL®-Galactolipid and ascorbyl palmitate were mixed in a beaker and then stirred with a magnetic stirrer until the galactolipid was completely dispersed, that is for 30-60 min. The aqueous phase was mixed in another beaker and stirred
30 with a magnetic stirrer. When the oil phase was homogeneous, cetostearyl alcohol was added. The oil phase and the aqueous phase were both heated to 55°C while stirring. The warm oil phase was added to the warm aqueous phase during high-shear mixing (Polytron PT-MR 3000). After addition of the oil phase
35 the pre-emulsification continued for 2 min at 15,000 rpm. The pre-emulsion was then homogenised 6 times at 200 psi in an Ultrasonic homogeniser (Branson Minisonic 4). The cream was allowed to cool in a water bath.

40 On the first day of the study the subjects were instructed as to the proper manner of application of the products. The creams were then applied by the subjects at home

once in the morning and once in the evening as part of the daily body care routine.

An amount approximating the usual applied amount of skin care cream (one fingertip full, approximately 0.2 ml) was taken from the respective container, applied to the test fields noted on the container and rubbed in with the finger. The test fields were not marked during the application period. In order to locate the test fields, the inside of the forearm was optically divided into thirds. The middle third was defined as the lower test field and the upper third as the upper test field. An area the width of two fingers was left free between the two test fields on the underarm. A field on the inside of the upper arm served as the upper test field. The subjects were given a stencil to simplify locating the boundary between the lower and middle field on each arm.

The subjects were instructed that the finger used to apply the creams had to be carefully cleaned with a dry cloth between applications to avoid mixing of the test preparations.

Skin moisture was assessed using a device for determining the capacitance of the skin surface (Corneometer CM 820, Courage & Khazaka, Cologne). The capacity of a conductor (the more or less moist stratum corneum on the skin surface) to store an electric charge is recorded using this method. The instrument probe was held onto the skin without pressing for a brief, defined interval. Five measurements were made per test field. The mean of the five measurements was recorded on-line.

Following the measurement of skin moisture, a negative replica of the skin was made using 2-component silicone rubber impression material (Xantopren[®] L, Fa. Bayer Dental, Leverkusen, Germany). The subjects laid the stretched but relaxed arms on special arm rests with the inner surface facing upwards. A surface of approximately 8 x 8 cm in the centre of the test fields was thinly covered with the impression mass mixed with hardener. Approximately 3 min were required for setting. The replicas were peeled off after 8 min. Labels were pressed into the lower edge of the hardening mass. These serve for

identification as well as marking of the alignment.

The surface of the silicone replicas was scanned using a Hommel-Tester T2000 (Hommelwerke, Schwenningen, Germany). The path and speed of scanning were controlled over the software.

5 The surface was characterised by the roughness parameter $R_{z(DIN)}$. Each replica was measured in a star-shaped fashion in 12 directions (30° angles).

Skin moisture was measured and replicas taken immediately before the first application of treatments (baseline) and on 10 study days 15, 16 and 17. The measurements on day 15 were performed 12 to 16 hours after the last application. The measurements on day 16 and 17 were performed 36 to 40 h and 60 to 64 h, respectively, after the last application. The silicone replicas were made directly following the corneometer 15 measurements. The results are presented in Table 1 and 2.

Cream A did not lead to any improvement at all in skin moisture. The incorporation of an active moisturising agent (glycerol) in Cream B resulted in a clearly demonstrated moisturising effect as expected. Unexpectedly though, the effect 20 was also long lasting.

Table 1. Skin moisturisation.

	Comparison	Moisturisation	
25	Cream A (no active)	day 0 vs. day 15	-1.3 %
		day 0 vs. day 16	-0.9 %
	Cream B (glycerol)	day 0 vs. day 15	+6.3 %**
		day 0 vs. day 16	+7.3 %**
30	Cream C (glycerol)	day 0 vs. day 15	+16.9 %**
		day 0 vs. day 16	+12.7 %**
		day 0 vs. day 17	+6.6 %**
	* = $p < 0.1$ ** = $p < 0.05$		

Table 2. Skin roughness.

	Comparison	Smoothing	
35	Cream C (glycerol)	day 0 vs. day 15	+6.3 %*
		day 0 vs. day 16	+6.6 %**
		day 0 vs. day 17	+3.3 %*
	* = $p < 0.1$ ** = $p < 0.05$		

40 The sustained effect found for Cream B was even more pronounced for Cream C which contained a higher content of

the galactolipid based emulsifier. Conventional creams containing glycerol have not been reported to exhibit any sustained moisturising effect at all. The results presented in Table 1 and 2 clearly and surprisingly demonstrate a moisturising as well as a smoothing effect which last for at least three days after the last application.

The test of skin smoothing and moisturising properties of creams was repeated with slightly different cream compositions. The test creams had the following compositions:

		Cream D	
Oil phase:			
	CPL®-Evening Primrose oil	20.0	%
	Cetostearyl alcohol	7.0	%
15	Glyceryl stearate	2.0	%
	Ascorbyl palmitate	0.02	%
Emulsifier:			
20	CPL®-Galactolipid	1.5	%
Aqueous phase:			
	Glycerol	2.0	%
	Methyl-p-hydroxybenzoate	0.63	%
	Propyl-p-hydroxybenzoate	0.07	%
25	Water	ad 100 %	

In creams E, F and G the CPL® - Evening primrose oil was replaced by the same amount, i.e. 20 % of soybean oil, MCT oil and liquid paraffin oil, respectively. All other ingredients and the amounts of each were as in cream D.

Obviously the prolonged moisturising effect is dependent of the choice of oil as shown in Table 3 below. However, all four creams based on the oil-in-water emulsion type, described in the present invention, have a general ability of prolonging the moisturising effect compared to commercially available creams.

Table 3. Skin moisturisation

	Comparison	Moisturisation
40 Cream D	day 0 vs. day 15	+8.4 %**
(Evening primrose oil)	day 0 vs. day 16	+10.9 %**
	day 0 vs. day 17	+6.0 %**

	Cream E (Soybean oil)	day 0 vs. day 15	+6.7 %**
		day 0 vs. day 16	+4.3 %
		day 0 vs. day 17	+1.7 %
5	Cream F (MCT oil)	day 0 vs. day 15	+8.8 %**
		day 0 vs. day 16	+6.3 %**
		day 0 vs. day 17	+5.8 %*
10	Cream G (Liquid paraffin oil)	day 0 vs. day 15	+7.2 %**
		day 0 vs. day 16	+6.5 %**
		day 0 vs. day 17	+2.4 %

* = p<0.1 ** = p<0.05

A consumer test

15 Thirty human volunteers participated in a consumer test of
cream D described above. All subjects were regular users of
emollients and moisturisers; eighteen subjects because of
having atopic dry skin and twelve subjects because of necessary
frequent exposure to detergents and water, e.g. during work at
20 hospitals.

All subjects received one tube containing 100 ml of the
cream and a questionnaire to fill in prior to, during and after
having used the cream for two days.

25 The questionnaire was divided into six parts. The first
part covered the background, sex, date of birth, the reason for
and the frequency of using emollients etc. Parts two, three,
four and five covered questions related to: the immediate
reaction, 5-10 minutes later, after washing of hands, and after
two days of using the cream, respectively. Part six covered
30 "Further comments". In parts two, three, four and five, the
question raised was, "To what extent do you agree with the
following statements?" The extent of agreement could be given a
score between 0 and 10, where 0 meant "No, not at all" and a
score of 10 meant "Yes, definitely". For practical reasons the
35 score results were grouped together according to the following:

0-2: No, not at all

3-7: Yes, to a certain degree

8-10: Yes, definitely

The moisturising effect was found to be more long lasting

than what is normally experienced with this type of products. It is also clear from the results presented in Table 4 that washing the skin is not detrimental to the effect, which is normally the case when using emollients and moisturisers. It makes it much easier to keep the skin smooth and supple and to avoid dryness. The cream was not found to be irritating to dry and sensitive skin. It seems to be very well tolerated also by persons with atopic dry skin.

10 Table 4.

To what extent do you agree with the following statements?

Statement	No. of subjects giving the score		
	Extent of agreement	0-2	3-7
<i>Immediate reaction</i>			
"The cream is easily absorbed into the skin"	3	13	14
"The cream is greasy on my skin"	10	14	5
"The odour of the cream is unpleasant"	22	7	1
"The cream irritates the skin"	30	0	0
"The skin feels smooth and supple"	1	4	25
<i>5-10 minutes later</i>			
"The cream is greasy on my skin"	24	4	2
"The odour of the cream is unpleasant"	22	5	1
"The skin feels smooth and supple"	0	6	24
"The skin is dry"	25	4	1
<i>After washing of hands (with soap and water)</i>			
"The skin still feels smooth and supple"	4	5	21
"The skin is dry again"	23	2	5
<i>After two days of using the cream</i>			
"I like the cream"	1	7	20
"The effect of the cream is long lasting"	4	8	16

A pilot study on children having atopic dry skin

The study was performed at two Swedish hospitals by dermatologists specialised in the field of atopic dermatitis.

40 Twenty children were treated for two months with cream D described above. The age of the children varied between one and twelve years and they were all having widespread atopic dry skin, regularly developing into periods of acute atopic dermatitis. The dermatitis was treated in the normal way, i.e.

with glucocorticoids of varying potencies. Treatment with cream D was started at a stage with no acute dermatitis and the cream was applied only once daily at bedtime.

5 Preliminary results strongly indicate the potential of cream D with respect to its ability to decrease frequency as well as seriousness of the periods of atopic dermatitis. Furthermore, the previously necessary amounts of glucocorticosteroids used could be significantly reduced if cream D was used to prevent skin from being dry and sensitive.

The claims defining the invention are as follows:

1. Use of a formulation of the oil-in-water emulsion type comprising an oily material, an aqueous phase and a galactolipid material as an emulsifier, as a carrier for the preparation of a topical cream or lotion providing a prolonged local effect of an incorporated pharmaceutically or cosmetically active substance.

2. Use according to claim 1, wherein the formulation comprises 0.1-50% by weight of oily material and 0.5-20% by weight of emulsifier.

3. Use according to claim 1 or 2, wherein the formulation comprises 1-40% by weight of oily material and 0.5-10% by weight of emulsifier.

4. Use according to any one of claims 1 to 3, wherein the galactolipid material consists of at least 50% by weight of digalactosyldiacylglycerols and a remainder of other polar lipids, and constitutes an amount of 1.0-5.0% by weight of the formulation.

5. Use according to any one of claims 1 to 4, wherein the galactolipid material consists of 50-70 % by weight of digalactosyldiacylglycerols and 30-50% by weight of other polar lipids.

6. Use according to any one of claims 1 to 3, wherein the galactolipid material is a fractionated oat oil which consists of at least 15% by weight of digalactosyldiacylglycerols and a remainder of other polar and non-polar lipids, and constitutes an amount of 2.0-10% by weight of the formulation.

7. Use according to any one of claims 1 to 3 or 6, wherein the galactolipid material is a fractionated oat oil which contains 40-60% by weight polar lipids and a remainder of non-polar lipids.

8. Use according to any one of claims 1 to 7, of a cream base, comprising, in % by weight


Oily material	10.0-30.0%
Galactolipid emulsifier	0.5-5%
Thickener	2.0-10.0%
Preservative	0.1-1.0%
Water	ad 100%

9. Use according to any one of claims 1 to 8 for the preparation of a topical cream or lotion, incorporating a moisturiser, as the active substance.

10. Use according to claim 9 wherein the moisturiser is glycerol.

11. Use according to any one of claims 1 to 10 for the preparation of a medicament for prophylaxis or treatment of atopic dermatitis.

12. Use according to any one of claims 1 to 8 for the preparation of a topical cream or lotion, incorporating a corticosteroid as the active substance, for treatment of skin inflammation.



13. Use according to any one of claims 1 to 8 for the preparation of a topical anti-psoriatic cream or lotion, incorporating 13-hydroxy-linoleic acid as the active substance.

14. A formulation of the oil-in-water emulsion type comprising an oily material, an aqueous phase and a galactolipid material as an emulsifier, when used as a carrier in a topical cream or lotion providing a prolonged local effect of an incorporated pharmaceutically or cosmetically active substance.

15. A formulation when used according to claim 14, when the formulation comprises 0.1-50% by weight of oily material and 0.5-20% by weight of emulsifier.

16. A formulation when used according to claim 14 or 15, when the formulation comprises 1-40% by weight of oily material and 0.5-10% by weight of emulsifier.

17. A formulation when used according to any one of claims 14 to 16, wherein the galactolipid material consists of at least 50% by weight of digalactosyl-diacylglycerols and a remainder of other polar lipids, and constitutes an amount of 1.0-5.0% by weight of the formulation.

18. A formulation when used according to any one of claims 14 to 17, wherein the galactolipid material consists of 50-70 % by weight of digalactosyldiacyl-glycerols and 30-50% by weight of other polar lipids.

19. A formulation when used according to any one of claims 14 to 16, wherein the galactolipid material is a fractionated oat oil which consists of at least 15% by weight of digalactosyldiacylglycerols and a remainder of other polar and non-polar lipids, and constitutes an amount of 2.0-10% by weight of the formulation.

20. A formulation when used according to any one of claims 14 to 16 or 19, wherein the galactolipid material is a fractionated oat oil which contains 40-60% by weight polar lipids and a remainder of non-polar lipids.


21. A formulation when used according to any one of claims 14 to 20, in a cream base, comprising, in % by weight

Oily material	10.0-30.0%
Galactolipid emulsifier	0.5-5%
Thickener	2.0-10.0%
Preservative	0.1-1.0%
Water	ad 100%

22. A formulation when used according to any one of claims 14 to 21 in a topical cream or lotion, incorporating a moisturiser, as the active substance.

23. A formulation when used according to claim 22 wherein the moisturiser is glycerol.

24. A formulation when used according to any one of claims 14 to 22 for prophylaxis or treatment of atopic dermatitis.



25. A formulation when used according to any one of claims 14 to 21 including corticosteroid as the active substance, for treatment of skin inflammation.

26. A formulation when used according to any one of claims 14 to 21 including 13-hydroxy-linoleic acid as the active substance, for the treatment of psoriasis.

5 27. A method of prolonging local effect of a pharmaceutically or cosmetically active substance comprising topically applying a cream or lotion to a patient, the cream or lotion including a pharmaceutically or cosmetically active substance incorporated in a formulation of the oil-in-water emulsion type comprising an oily material, an aqueous phase and a galactolipid material as an emulsifier, as a carrier.

10 28. A method according to claim 27, wherein the formulation comprises 0.1-50% by weight of oily material and 0.5-20% by weight of emulsifier.

29. A method according to claim 27 or 28, wherein the formulation comprises 1-40% by weight of oily material and 0.5-10% by weight of emulsifier.

15 30. A method according to any one of claims 27 to 29, wherein the galactolipid material consists of at least 50% by weight of digalactosyl-diacylglycerols and a remainder of other polar lipids, and constitutes an amount of 1.0-5.0% by weight of the formulation.

31. A method according to any one of claims 27 to 30, wherein the galactolipid material consists of 50-70 % by weight of digalactosyldiacyl-glycerols and 30-50% by weight of other polar lipids.

20 32. A method according to any one of claims 27 to 29, wherein the galactolipid material is a fractionated oat oil which consists of at least 15% by weight of digalactosyldiacylglycerols and a remainder of other polar and non-polar lipids, and constitutes an amount of 2.0-10% by weight of the formulation.

25 33. A method according to any one of claims 27 to 29 or 32, wherein the galactolipid material is a fractionated oat oil which contains 40-60% by weight polar lipids and a remainder of non-polar lipids.

34. A method according to any one of claims 27 to 33, including a cream base, comprising, in % by weight

30	Oily material	10.0-30.0%
	Galactolipid emulsifier	0.5-5%
	Thickener	2.0-10.0%
	Preservative	0.1-1.0%
	Water	ad 100%

35. A method according to any one of claims 27 to 34 including a moisturiser as the active substance.



36. A method according to claim 35 wherein the moisturiser is glycerol.

37. A method according to any one of claims 27 to 36 for the prophylaxis or treatment of atopic dermatitis.

38. A method according to any one of claims 27 to 34 including a corticosteroid as the incorporated active substance, for treatment of skin inflammation.

39. A method according to any one of claims 27 to 34 including 13-hydroxy-linoleic acid as the incorporated active substance, for the treatment of psoriasis.

40. Use of a formulation of the oil-in-water emulsion type, said formulation being substantially as hereinbefore described with reference to any one of the examples but excluding any comparative examples, as a carrier for the preparation of a topical cream or lotion providing a prolonged local effect of an incorporated pharmaceutically or cosmetically active substance.

41. A formulation of the oil-in-water emulsion type, said formulation being substantially as hereinbefore described with reference to any one of the examples but excluding any comparative examples, when used as a carrier in a topical cream or lotion providing a prolonged local effect of an incorporated pharmaceutically or cosmetically active substance.

42. A method of prolonging local effect of a pharmaceutically or cosmetically active substance comprising topically applying a cream or lotion to a patient, the cream or lotion being substantially as hereinbefore described with reference to any one of the examples but excluding any comparative examples.

Dated 27 May, 2002

Lipocore Holding AB

Patent Attorneys for the Applicant/Nominated Person

SPRUSON & FERGUSON

