



US00D756793S

(12) **United States Design Patent**
Macias Mejia et al.

(10) **Patent No.:** **US D756,793 S**

(45) **Date of Patent:** **** May 24, 2016**

(54) **CONTAINER**

(71) Applicant: **COLGATE-PALMOLIVE COMPANY**, New York, NY (US)

(72) Inventors: **Claudia Daniela Macias Mejia**, México DF (MX); **Kiat-Cheong Toh**, Forest Hills, NY (US); **Jorge Becerra**, México DF (MX); **Luis Rodolfo Arevalo Pliego**, Queretaro (MX); **John David Lamb**, Wiltshire (GB); **Corinne Elizabeth Ashbee**, Wiltshire (GB)

(73) Assignee: **Colgate-Palmolive Company**, New York, NY (US)

(**) Term: **14 Years**

(21) Appl. No.: **29/500,712**

(22) Filed: **Aug. 27, 2014**

(51) **LOC (10) Cl.** **09-01**

(52) **U.S. Cl.**
USPC **D9/529**

(58) **Field of Classification Search**
USPC D3/201, 202; D9/414, 435, 499, 516, D9/529, 530, 542, 543, 549, 574, 571, 575, D9/688-691, 772, 773, 776; D28/4, 7, 9, D28/73, 76, 85; 215/379, 381-385; 220/660, 669, 675

CPC B65D 3/00; B65D 3/04; B65D 35/22; B65D 81/3227; B65D 81/3283

See application file for complete search history.

(56) **References Cited**

U.S. PATENT DOCUMENTS

D189,373 S 9/1959 Lerner
D200,019 S 1/1965 Gould
D234,250 S * 2/1975 Holzaepfel D9/540
D403,242 S 12/1998 Edwards

D435,098 S 12/2000 Kemmis et al.
D455,349 S 4/2002 Lloyd
D458,141 S * 6/2002 Crawford D9/530
D461,718 S 8/2002 Brozell
D509,745 S * 9/2005 Hill D9/529
D532,309 S 11/2006 Stolle
D533,077 S 12/2006 Born et al.
D542,141 S 5/2007 Okin et al.
D545,682 S * 7/2007 Mongeon D9/435
D548,602 S 8/2007 Escobosa et al.
D555,003 S * 11/2007 Perry D9/516
D556,586 S * 12/2007 Mongeon D9/435
D568,162 S 5/2008 Mongeon et al.
D573,890 S 7/2008 Mongeon et al.

(Continued)

FOREIGN PATENT DOCUMENTS

AR 68361 9/2000
AR 70799 2/2003

(Continued)

Primary Examiner — Derrick Holland
Assistant Examiner — Janice Lim


(57) **CLAIM**

The ornamental design for a container, as shown and described.

DESCRIPTION

FIG. 1 is a perspective view of a container, showing our new design;
FIG. 2 is a front view thereof;
FIG. 3 is a rear view thereof;
FIG. 4 is a right side view thereof;
FIG. 5 is a left side view thereof;
FIG. 6 is a top plan view thereof; and,
FIG. 7 is a bottom plan view thereof.
The broken line portions of FIG. 7 are included to show unclaimed subject matter only and form no part of the claimed design.

1 Claim, 5 Drawing Sheets



(56)

References Cited

U.S. PATENT DOCUMENTS

D585,284 S * 1/2009 Bridgman D9/522
 D585,289 S 1/2009 Toh
 D585,290 S 1/2009 Toh
 D590,268 S 4/2009 Floyd et al.
 D606,867 S 12/2009 Fugate et al.
 D626,844 S 11/2010 Shi
 D632,963 S 2/2011 Hale et al.
 D650,686 S 12/2011 De Cleir et al.
 D651,905 S * 1/2012 Bartolomei D9/538
 D652,307 S * 1/2012 White D7/509

FOREIGN PATENT DOCUMENTS

AR	84877	12/2012
BR	DI 6502815-5	9/2005
BR	DI6503457-0	12/2005
BR	DI 6603109-5	11/2006
BR	D16703670-8	4/2008
BR	DI 6703669-4	4/2008
BR	D16804054-7	9/2008
BR	D16802759-3	9/2009
BR	DI 6904655-7	12/2009
CL	200500181	1/2005
CO	04-053088	6/2004
CO	04-053089	6/2004
MX	17098	2/2003
MX	20094	4/2004
MX	30590 B	4/2009
MX	30978 B	4/2009

AR 79194 4/2009
 AR 79195 4/2009

* cited by examiner

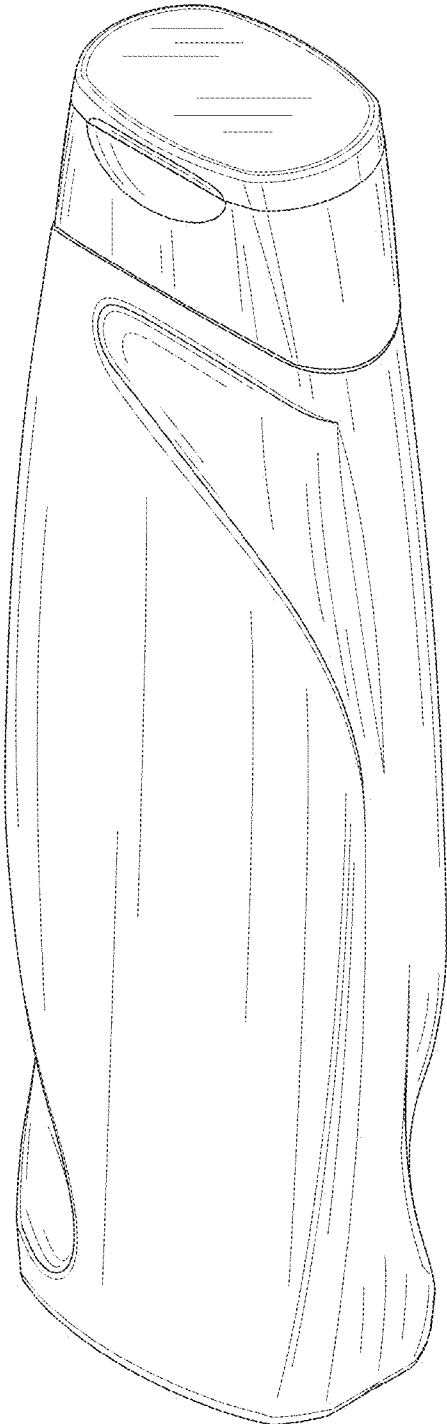


FIG. 1

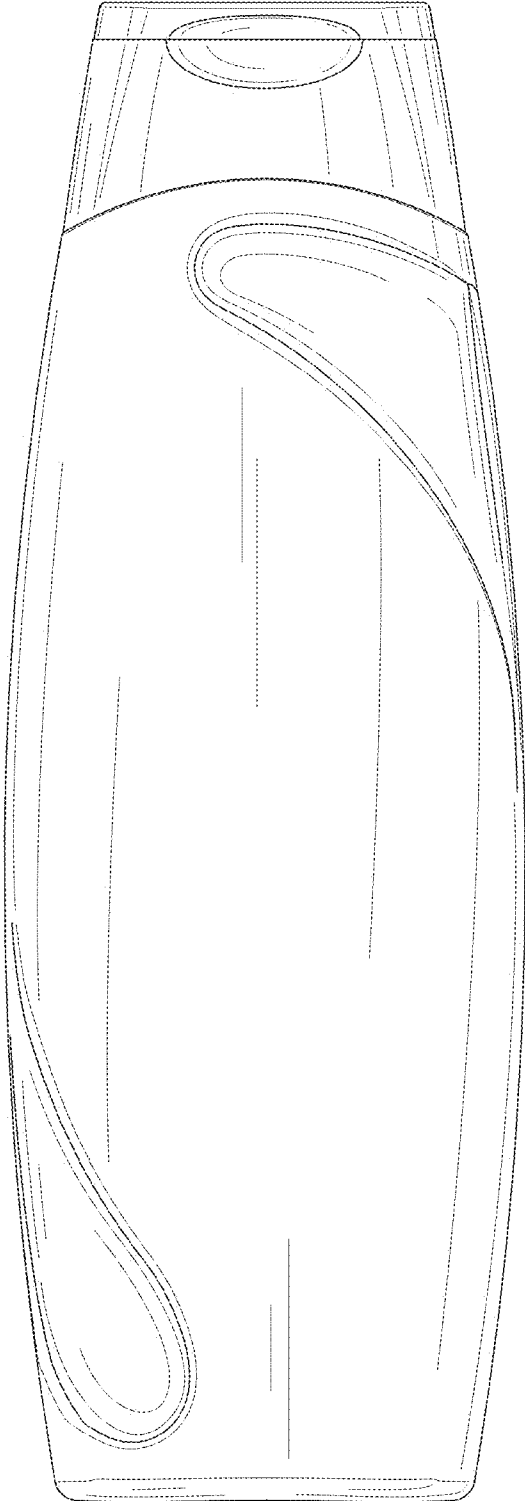


FIG. 2

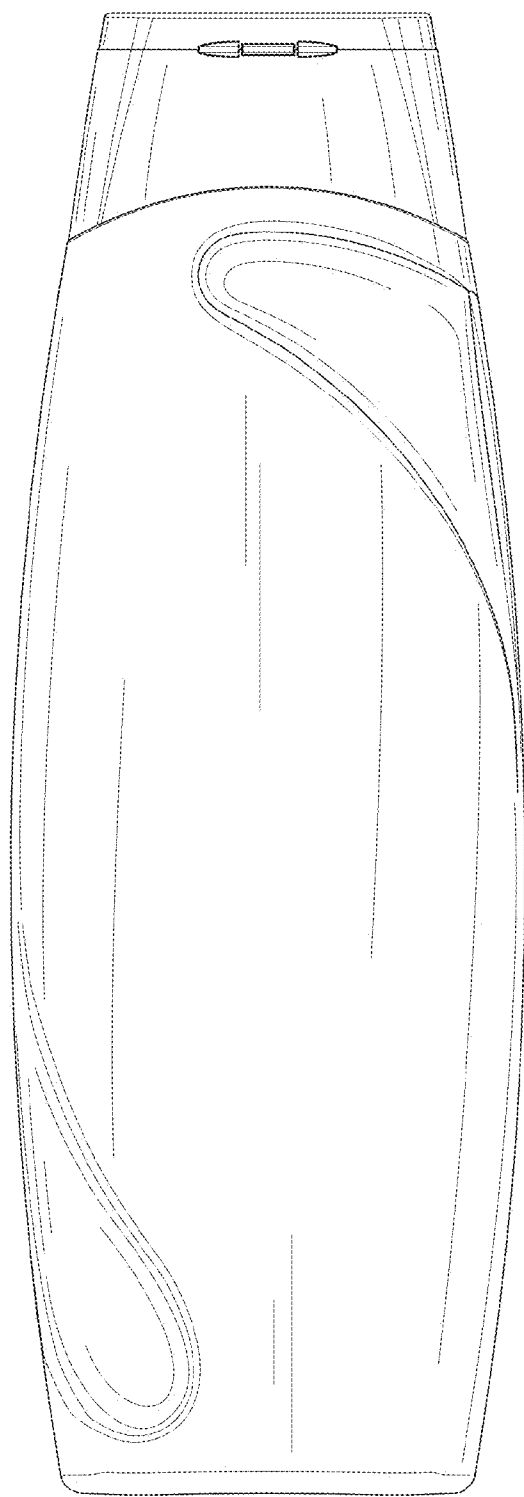


FIG. 3




FIG. 4




FIG. 5

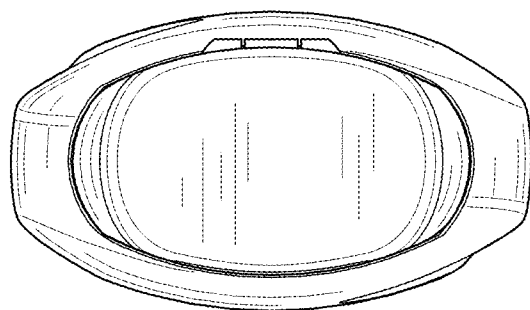


FIG. 6

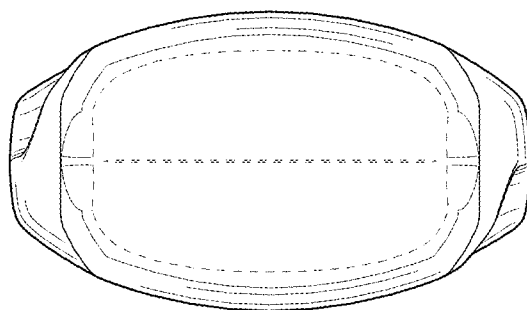


FIG. 7