



(51) International Patent Classification:

A01N 59/08 (2006.01) A01N 25/00 (2006.01)  
A01N 59/00 (2006.01) C02F 1/76 (2006.01)

(21) International Application Number:

PCT/IL2020/050669

(22) International Filing Date:

17 June 2020 (17.06.2020)

(25) Filing Language:

English

(26) Publication Language:

English

(30) Priority Data:

62/869,273 01 July 2019 (01.07.2019) US

(71) Applicant: **A.Y. LABORATORIES LTD.**, [IL/IL]; 8 Beeri Street, 6468208 Tel Aviv (IL).

(72) Inventor: **BARAK, Ayala**; 8 Beeri Street, 6468208 Tel Aviv (IL).

(74) Agent: **COLB, Sanford T.** et al.; Sanford T. Colb & Co., 4 Shaar Hagai Street, P.O. Box 1653, 7611502 Rehovot (IL).

(81) Designated States (unless otherwise indicated, for every kind of national protection available): AE, AG, AL, AM, AO, AT, AU, AZ, BA, BB, BG, BH, BN, BR, BW, BY, BZ, CA, CH, CL, CN, CO, CR, CU, CZ, DE, DJ, DK, DM, DO, DZ, EC, EE, EG, ES, FI, GB, GD, GE, GH, GM, GT, HN,

HR, HU, ID, IL, IN, IR, IS, JO, JP, KE, KG, KH, KN, KP, KR, KW, KZ, LA, LC, LK, LR, LS, LU, LY, MA, MD, ME, MG, MK, MN, MW, MX, MY, MZ, NA, NG, NI, NO, NZ, OM, PA, PE, PG, PH, PL, PT, QA, RO, RS, RU, RW, SA, SC, SD, SE, SG, SK, SL, ST, SV, SY, TH, TJ, TM, TN, TR, TT, TZ, UA, UG, US, UZ, VC, VN, WS, ZA, ZM, ZW.

(84) Designated States (unless otherwise indicated, for every kind of regional protection available): ARIPO (BW, GH, GM, KE, LR, LS, MW, MZ, NA, RW, SD, SL, ST, SZ, TZ, UG, ZM, ZW), Eurasian (AM, AZ, BY, KG, KZ, RU, TJ, TM), European (AL, AT, BE, BG, CH, CY, CZ, DE, DK, EE, ES, FI, FR, GB, GR, HR, HU, IE, IS, IT, LT, LU, LV, MC, MK, MT, NL, NO, PL, PT, RO, RS, SE, SI, SK, SM, TR), OAPI (BF, BJ, CF, CG, CI, CM, GA, GN, GQ, GW, KM, ML, MR, NE, SN, TD, TG).

Published:

— with international search report (Art. 21(3))

(54) Title: METHOD FOR PRODUCING A BIOCIDES

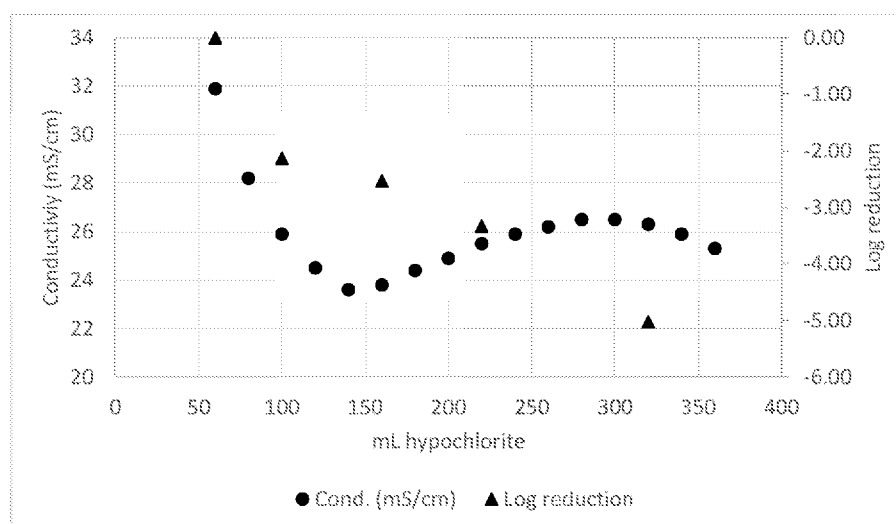


Fig. 2

(57) Abstract: A method for producing a biocide from a hypochlorite oxidant and an ammonium salt is provided. The method focuses on preventing and/or reducing the presence of excess ammonium. The molar ratio of ammonium to hypochlorite is less than 1:1. In a preferred embodiment, the method includes monitoring the conductivity of the biocide to optimize the ratio between the hypochlorite oxidant and the ammonium salt. The optimum ratio is that at which the conductivity has a local maximum.





## SUMMARY OF THE INVENTION

The present invention seeks to provide a method for producing a biocide.

There is thus provided in accordance with a preferred embodiment of the present  
5 invention a method for producing a biocide including: providing a solution of a hypochlorite oxidant; providing a solution of an ammonium salt; and mixing the solution of a hypochlorite oxidant with the solution of an ammonium salt; wherein the molar ratio of the ammonium to the hypochlorite oxidant is less than 1:1. Preferably, the hypochlorite oxidant is sodium hypochlorite.

10 In accordance with a preferred embodiment of the present invention, the solution of a hypochlorite oxidant is prepared by diluting a concentrated solution of about 8-18% with water immediately prior to use. Preferably, the solution of a hypochlorite oxidant has a concentration from about 1000 to about 20,000 ppm, more preferably from about 3000 to about 10,000 ppm, and most preferably from about 3500 to about 7000 ppm.

15 In accordance with a preferred embodiment of the present invention, the ammonium salt is selected from ammonium bicarbonate, ammonium carbonate, ammonium carbamate, ammonium hydroxide, ammonium sulfamate, ammonium bromide, ammonium chloride and ammonium sulfate. Preferably, the ammonium salt is selected from ammonium carbamate, ammonium bromide, ammonium hydroxide and  
20 ammonium sulfate. Most preferably, the ammonium salt is ammonium carbamate. In accordance with another preferred embodiment, the ammonium salt is a mixture of two or more ammonium salts.

In accordance with a preferred embodiment of the present invention, the solution of an ammonium salt is prepared by diluting a concentrated solution of about 15-50%  
25 with water or with the solution of a hypochlorite oxidant immediately prior to use. Preferably, the solution of an ammonium salt has a concentration from about 1,000 to about 50,000 ppm, more preferably, from about 12,000 to about 30,000 ppm. In accordance with a preferred embodiment of the present invention, the solution of an ammonium salt further includes a base. Preferably, the base is sodium hydroxide.

30 Preferably, the method further includes monitoring the conductivity of the biocide. In accordance with a preferred embodiment of the present invention, the method includes: providing an amount of the solution of an ammonium salt; adding a

plurality of amounts of the solution of a hypochlorite oxidant to the amount of the solution of an ammonium salt under mixing conditions; measuring the control parameter after the addition of each discrete amount of the solution of a hypochlorite oxidant; and ceasing to add amounts of said solution of a hypochlorite oxidant when a maximum in the conductivity is observed after the observation of a conductivity minimum.

In an alternative embodiment, the method includes: mixing a stream of a hypochlorite solution with a stream of an ammonium salt solution in a mixing chamber at an ammonium:hypochlorite molar ratio of greater than 1:1; holding the flow rate of one of the streams constant and gradually increasing or decreasing the flow rate of the other of the streams in order to decrease the ammonium:hypochlorite molar ratio; monitoring the value of the conductivity in a stream leaving the mixing chamber; and selecting an ammonium:hypochlorite molar ratio to be equal to the ammonium:hypochlorite molar ratio wherein the conductivity value has a local maximum. In one embodiment, the monitoring is continuous. In an alternative embodiment, the monitoring includes measuring the control parameter in discrete samples of the stream leaving the mixing chamber.

#### BRIEF DESCRIPTION OF THE DRAWING

The present invention will be understood and appreciated more fully from the following detailed description, taken in conjunction with the drawing in which:

Fig. 1 is a graph showing the change of conductivity during the production of a biocide and the results of microorganism kill tests using the biocide;

Fig. 2 is a graph showing the change of conductivity during the production of a biocide and the results of microorganism kill tests using the biocide;

Fig. 3 is a graph showing the change of conductivity during the production of a biocide and the results of microorganism kill tests using the biocide;

Fig. 4 is a graph showing the ratio of hypochlorite:ammonium salt used to produce a biocide for a packaging machine and the level of volatile fatty acids produced by microorganisms in the packaging machine over time.

## DETAILED DESCRIPTION OF THE INVENTION

As described in published European Patent Publication No. 0 517 102, the contents of which are incorporated herein by reference, biological fouling of circulating  
5 water is a well known problem caused by algae, fungi, bacteria, and other simple life forms found in circulating water. That patent publication describes controlling biofouling in high chlorine demand waters by mixing two components, one of which is an oxidant and the other an ammonium salt, and adding the mixture substantially immediately to the aqueous system to be treated. This produces the active biocidal  
10 ingredient, as described therein. A large number of examples of oxidants and ammonium salts are described in that patent publication.

A problem encountered in this method of treating liquid to inhibit growth of living organisms, however, is that the concentrated active biocidal ingredient is extremely non-stable chemically and quickly decomposes upon formation with the  
15 result that there is a fast drop in pH. This is especially so for the active biocidal ingredients derived from ammonium bromide where the decomposition results in the undesirable formation of HOBr. Therefore, when conventional dosing pumps and mixers are used, the formed active biocidal ingredient quickly decomposes and loses its efficacy. Also, while the pH range of such concentrated active biocide is theoretically  
20 8.0-12.5, actually the pH never exceeds 8.0 because of the fast decomposition. In addition, the ammonium salts needed to be supplied in excess in order to decrease the decomposition rate.

In US 5,976,386, the contents of which are incorporated herein by reference, a method and apparatus for producing a biocide are disclosed that enable a constant ratio  
25 of oxidant/amine source to be maintained, thereby avoiding the need to use excess amine source in order to stabilize the reaction product and to maintain a reproducible product containing almost no degradation products. The novel method described therein includes producing an efficient *in situ* dilution of both the oxidant and the amine source and synchronously metering the two dilutions into a conduit to continuously mix therein  
30 according to a predetermined ratio to produce an active biocidal ingredient. The predetermined ratio was an amine to oxidant ratio of at least 1:1. That is, no excess of oxidant was possible and was prevented by the presence of excess ammonium.

As already described in US 5,976,386, careful control of the biocide formation is necessary. The biocide production process uses a multiple feeding point system requiring a separate control for each feed line since different pumps respond differently to pressure change, and pump feed rates depend on the water flow pressure. As for any  
5 on-site process, an online control is needed to ensure production of the right product at high yield, and with minimal side products. Furthermore, the above referenced patents disclose that equimolar amounts of ammonium and hypochlorite are necessary for optimal performance. It was shown that excess hypochlorite, even local excess, leads to production of multi-chlorinated chloramines and degradation of the biocidal product  
10 monochloramine (MCA) to form  $\text{NO}_x$  species and inorganic acids. With insufficient hypochlorite, the ammonium does not fully react, leading to a lower biocide concentration, excessive use of chemicals, higher cost of treatment, etc. The components used to make the biocide, such as sodium hypochlorite and ammonium carbamate, disclosed in US 7,837,883, the contents of which are incorporated herein by  
15 reference, are unstable chemicals, and degrade with time during use. As a result, operating the feeding unit under pre-determined constant feed rates of the two reagents will produce variable products. In addition, other parameters such as water temperature, high concentration of the produced biocide and water quality can enhance degradation of the biocide.

20 In US 5,976,386 is disclosed the use of pH as an indicator of the end point of the reaction between an ammonium salt and sodium hypochlorite. Addition of hypochlorite to an ammonium salt solution increases the pH. However, after the equimolar point, the hypochlorite begins to degrade the biocidal MCA forming inorganic acids, which lower the pH. Thus, pH can be used as an indicator of the end point. However, pH was found  
25 to be an accurate indicator only at relatively low pH values. As biocide production takes place at relatively high pH, there was a need for other indicators.

US 9,801,384, the contents of which are incorporated herein by reference in their entirety, discloses additional parameters which can be used to indicate the end point of the reaction between an ammonium salt and a hypochlorite oxidant. Specifically,  
30 oxidation-reduction potential (ORP), conductivity and induction were all shown to have a relative minimum at the end point. Dissolved oxygen was shown to have a constant value during the reaction and to rapidly decrease at the end point. These parameters were shown to be effective in identifying the end point of the reaction, with the

assumption that if the end point was missed and excess hypochlorite was added, the result would be decomposition of the biocide and loss of efficacy. Thus, even when the endpoint is identified, it has been customary to work slightly above the 1:1 ammonium to hypochlorite ratio in order to avoid decomposition by excess hypochlorite.

5           In summary, prior to the present invention it was well established that when preparing a biocide from an ammonium salt and a hypochlorite oxidant, it was necessary to avoid excess hypochlorite, and in practice, to use a slight excess of ammonium salt. It has now been found that excess ammonium is detrimental to the biocidal activity, and addition of additional hypochlorite after the apparent equimolar  
10 point results in a more effective biocide.

In accordance with a first embodiment of the present invention, there is provided a method for producing a biocide comprising mixing a solution of a hypochlorite oxidant with a solution of an ammonium salt wherein the molar ratio of ammonium to hypochlorite is less than 1:1.

15           In one embodiment, the biocide is produced in a batch process. The batch process comprises adding a solution of a hypochlorite oxidant to a solution of an ammonium salt while mixing and monitoring the conductivity. After a local minimum in the conductivity is observed, additional hypochlorite is added until a local maximum in the conductivity is observed. It is believed that the local maximum in conductivity  
20 represents the absence of excess ammonium. The biocide so produced can be used immediately or stored for later use.

In an alternative embodiment, the biocide is produced in a continuous process. In the continuous process, a solution of hypochlorite and a solution of ammonium salt are mixed continuously in a mixer, and the conductivity is monitored online in the  
25 mixer or in a conduit downstream from the mixer or is measured in discrete samples removed from the mixer. The flow rate of one of the solutions is held constant while the flow rate of the other solution is varied so as to decrease the ammonium to hypochlorite ratio until a local minimum in the conductivity is observed. The ratio is decreased further until a local maximum in the conductivity is observed. Typically, monitoring of  
30 the conductivity control parameter is continued in order to identify the need to adjust the flow rates as a result of a change in the concentration of one or both of the solutions. The biocide produced in the continuous process can be applied to a medium as it is produced or can be stored for later use.

As stated above, hypochlorite is added to the ammonium salt until a local maximum in conductivity is observed. Additional hypochlorite may be added beyond the point of maximum conductivity. For example, the additional hypochlorite may be 2%, 5%, 10%, 15% or 20% of the hypochlorite added up until the maximum conductivity. However, for reasons of process control, the conductivity maximum may be used since this is an easily identifiable point.

The hypochlorite oxidant can be any hypochlorite oxidant, such as the hypochlorite salt of an alkali metal or alkaline earth metal. Preferably, the hypochlorite salt is sodium hypochlorite, potassium hypochlorite or calcium hypochlorite. Most preferably, the hypochlorite salt is sodium hypochlorite.

The hypochlorite solution is preferably prepared by mixing a concentrated stock solution of hypochlorite with water to form a hypochlorite dilution. The ammonium salt solution is preferably prepared by mixing a concentrated stock solution of the ammonium salt with water or with the hypochlorite dilution to form an ammonium salt dilution. When the ammonium stock solution is diluted with water to prepare an ammonium salt dilution that is equimolar with the hypochlorite dilution, the final concentration of the biocide will be half the concentration of the hypochlorite dilution. On the other hand, when the ammonium stock solution is diluted with the hypochlorite dilution, the final concentration of the biocide will be equal to the concentration of the hypochlorite dilution.

The concentration of the hypochlorite dilution is preferably from about 1000 to about 20,000 ppm. More preferably, the concentration of the hypochlorite solution is from about 3000 to about 10,000 ppm. Most preferably, the concentration of the hypochlorite solution is from about 3500 to about 7000 ppm. The hypochlorite solution is preferably prepared by diluting a stock solution of about 8-18% with water immediately prior to use. Preferably, the hypochlorite dilution is prepared immediately before use. When the biocide is formed in a continuous process, the hypochlorite dilution is preferably prepared online as it is needed.

Any ammonium salt can be used in the method of the present invention. Preferably, the ammonium salt is selected from ammonium bicarbonate, ammonium bromide, ammonium carbamate, ammonium carbonate, ammonium chloride, ammonium hydroxide, ammonium sulfamate and ammonium sulfate. More preferably, the ammonium salt is selected from ammonium bromide, ammonium carbamate,

ammonium carbonate, ammonium chloride, ammonium sulfamate and ammonium sulfate. Even more preferably, the ammonium salt is selected from ammonium bromide, ammonium carbamate, ammonium hydroxide and ammonium sulfate. Most preferably, the ammonium salt is ammonium carbamate. In one embodiment, the ammonium salt  
5 includes a mixture of two or more ammonium salts.

In one embodiment, the ammonium salt dilution is prepared by diluting a 15 – 50% stock solution of the ammonium salt in water to a concentration of about 1,000 to about 50,000 ppm, more preferably, about 12,000 to about 30,000 ppm. Preferably, the ammonium salt dilution is prepared immediately before use. When the biocide is formed  
10 in a continuous process, the ammonium salt dilution is preferably prepared online as it is needed.

In an alternative embodiment, the ammonium salt dilution is prepared by diluting the stock solution of the ammonium salt with a portion of the diluted hypochlorite solution. This method produces an ammonium salt dilution with a higher  
15 pH since the hypochlorite solution is basic. This is advantageous for some salts, such as ammonium carbamate, which are more stable at high pH.

In some embodiments, the initial pH of the ammonium salt dilution is preferably at least 9.0, more preferably at least 10.0, even more preferably at least 10.4, and most preferably at least 10.8. In one preferred embodiment, the ammonium salt dilution  
20 comprises sodium hydroxide. In particular, when the ammonium salt is ammonium bromide or ammonium sulfate, sodium hydroxide is added to the ammonium salt dilution to raise the pH to at least 10.0, preferably at least 10.4, in order to make the conductivity maximum observable.

25

## EXAMPLES

### **Example 1**

A solution of ammonium carbamate was formed by dissolving 100 g ammonium carbamate in 400 g water to form a 20% solution. A concentrated solution of sodium hypochlorite was diluted to a concentration of 5000 ppm. 2.6 ml of the ammonium  
30 carbamate solution were mixed with 30 ml diluted hypochlorite and the resulting solution was titrated with the dilute hypochlorite. Hypochlorite was added in 10 ml aliquots, and the conductivity of the solution was monitored throughout the titration.

The conductivity minimum was found to be at a N:Cl ratio of 3.89. The nitrogen amount includes both the ammonium and the carbamate nitrogens. Thus, the equimolar point, assuming that only the ammonium nitrogen reacts with the hypochlorite, is at a 2:1 ratio. The conductivity minimum occurring prior to the expected equimolar point is reflective of the unstable nature of ammonium carbamate which tends to lose ammonia and thus the actual N:Cl ratio is lower than the calculated ratio. The pH of the solution may also have an effect on the conductivity minimum. This highlights the need for a control parameter in the production of the biocide. Addition of hypochlorite continued passed the minimum point, and a conductivity maximum occurred at a N:Cl ratio of 1.49 (130 ml hypochlorite).

Samples of the biocide after addition of 50, 100, 150 and 200 ml hypochlorite were taken for microorganism kill tests. The biocides were added at varying concentrations to a sample containing pseudomonads or *E. coli*. The reduction in microorganisms was measured and shown in Tables 1 and 2.

Since at the beginning of each test, the ammonium salt is in excess, the biocide concentration is equal to the concentration of hypochlorite. As more hypochlorite is added, the amount of excess ammonium decreases. In each of the sets of tests, there is a constant biocide concentration while only the amount of excess ammonia changes. In all of the tests, as the amount of excess ammonia decreases the efficacy of the biocide increases without changing the biocide concentration. This shows, contrary to what was previously believed, that excess ammonia is deleterious to the biocidal activity.

Table 1: Pseudomonads kill results

Biocide concentration (ppm as total chlorine)	Total hypochlorite (ml)	Log reduction	N:Cl ratio
0.75	50	-1.19	3.89
	100	-1.90	1.95
	150	-2.15	1.3
	200	-6.60	0.97
1.00	50	-3.10	3.89
	100	-4.24	1.95
	150	-5.00	1.3
	200	-7.60	0.97

Table 2: *E. coli* kill results

Biocide concentration (ppm as total chlorine)	Total hypochlorite (ml)	Log reduction	N:Cl ratio
0.5	50	-0.35	3.89
	100	-0.28	1.95
	150	-0.41	1.3
	200	-6.02	0.97
1.0	50	-1.15	3.89
	100	-1.28	1.95
	150	-1.48	1.3
	200	-5.12	0.97
1.5	50	-2.5	3.89
	100	-2.56	1.95
	150	-4.09	1.3
	200	-5.54	0.97

**Example 2**

5            5.1 ml of a 20% ammonium carbamate solution containing 8% sodium hydroxide were diluted in 60 ml of a 5000 ppm sodium hypochlorite solution. Sodium hypochlorite was added in 20 ml portions, and the conductivity was measured at each step. At several points, a sample of the biocide was taken and used at a concentration of 1.0 ppm in a kill test on pseudomonads. The results are shown in Fig. 1. The local  
10 minimum in the conductivity followed by a local maximum can be clearly seen. While it was previously thought that the conductivity minimum represented the ideal ratio of hypochlorite to ammonium, it can be seen that the activity of the biocide continues to improve past the minimum and towards the maximum.

**Example 3**

15            A biocide was prepared as in Example 2 except that the ammonium salt consisted of 90% ammonium carbamate and 10% of ammonium bromide or ammonium hydroxide. Kill tests on pseudomonads at a concentration of 1.0 ppm were performed at several points. The results are shown in Fig. 2 (ammonium bromide) and Fig. 3

(ammonium hydroxide). In these tests too, it can be seen that activity of the biocide improves well past the conductivity minimum and until the conductivity maximum.

**Example 4**

5           A biocide was prepared as in Example 1 starting with a solution of ammonium carbamate containing varying amounts of sodium carbonate. After addition of 130 ml hypochlorite (N:Cl ratio of 1.297), the biocides were taken for a kill test with pseudomonas. The results are shown in Table 3.

10   Table 3: Effect of sodium carbonate

Biocide concentration (ppm as total chlorine)	Carbamate:carbonate molar ratio	Log reduction
0.75	0	-4.65
	53.43	-4.43
	10.686	-4.12
	7.124	-3.4
	5.343	-3.2
1.0	0	-6.6
	53.43	-5.62
	10.686	-5.2
	7.124	-5.3
	5.343	-5.17

          Addition of carbonate to the ammonium salt prior to the preparation of the biocide reduced the efficacy of the biocide. It is hypothesized that the carbonate ion acts as a scavenger for chlorine, thus reducing the chlorination of the ammonium and the effective concentration of the monochloramine biocide, and increasing the amount of excess ammonium. That the carbonate does not interfere with the activity of the already produced biocide was shown in a different experiment. Biocide was produced from ammonium carbamate without any carbonate. Sodium carbonate was added to the medium to be treated prior to the addition of the biocide. No reduction in efficacy was observed even at carbonate levels that were equimolar to the carbamate concentration.

**Example 5**

A biocide was prepared as in Example 1. Samples of the biocide after addition of 80 and 170 ml hypochlorite (N:Cl ratios of 2.43 and 1.14, respectively) were used to treat white water from a packaging plant having a mixture of microorganisms. The biocides were added to different samples at concentrations of 1, 5 and 10 ppm, and the log reduction was measured over time for 24 hours. The results are shown in Table 4.

Table 4: Treatment of white water over time

Biocide concentration (ppm as total chlorine)	Total hypochlorite (ml)	Log reduction (3 hours)	Log reduction (24 hours)
1.0	80	-2.04	-.049
	170	-1.75	-1.75
5.0	80	-3.32	-2.00
	170	-4.18	-2.05
10.0	80	-3.32	-5.15
	170	-3.74	-5.60

The biocides were effective at reducing the bacteria counts, with the biocide made using more hypochlorite being more effective.

**Example 6**

A biocide was prepared as in Example 1. Samples of the biocide after addition of 50 and 200 ml hypochlorite (N:Cl ratios of 2.05 and 0.63, respectively) were taken, and the UV-vis spectrum of the samples was measured. Both samples had the same spectrum including the monochloramine peak at 245 nm and no additional peaks related to higher chlorinated amines. This shows that the active biocide is monochloramine even after passing the apparent equimolar point. This result demonstrates the need for careful control of the biocide production and shows that excess hypochlorite does not necessarily lead to higher chlorinated amines and degradation of the monochloramine biocide.

**Example 7**

A solution of ammonium sulfate equimolar to 6,000 ppm sodium hypochlorite as Cl<sub>2</sub> (about 5600 ppm ammonium sulfate) was prepared. 100 ml of the ammonium sulfate solution was titrated with a 6,000 ppm solution of sodium hypochlorite. The pH of the solution was monitored throughout the titration. Samples were taken after adding 10, 50 and 100 ml (maximum pH), and the efficiency of kill of the produced biocide was checked against a culture of *E. coli*. The biocide feed rates checked were 0.4 and 0.6 ppm. The results are shown in Table 5.

Table 5: *E. coli* kill results with biocide produced from ammonium sulfate

Biocide concentration (ppm as total chlorine)	Total hypochlorite (ml)	Log reduction	N:Cl ratio
0.4	10	-2.00	10
	50	-2.00	2
	100	-5.40	1
0.6	10	-3.82	10
	50	-3.91	2
	100	-4.30	1

The efficiency of the biocides was much lower when the biocides contained excess ammonium salt. It appears that, unlike what was previously believed about the benign nature of the excess ammonium, excess ammonium interferes with the activity of the biocide. Furthermore, reaching the equimolar point, which was avoided in the past for fear of degradation by excess hypochlorite, actually improves biocide efficacy.

**Example 8**

To a packaging machine was fed a biocide produced from ammonium carbamate and sodium hypochlorite, initially at a weight ratio calculated to be equimolar. The level of volatile fatty acids (VFA) produced by bacteria was monitored. The VFA level was initially stable, but due to some upset to the system, the VFA level increased. The ratio of ammonium carbamate to hypochlorite was decreased and the VFA began to drop. When the ratio was returned to the apparent equimolar ratio, the VFA began to rise

again, and then began to drop when the ratio was lowered again. The results are shown in Fig. 4. This shows that setting the ratio for ammonium carbamate to hypochlorite to 1:1 is not sufficient for effective control. Rather, some parameter must be monitored and the ratio of the two components adjusted so as to avoid excess ammonium.

5           It will be appreciated by persons skilled in the art that the present invention is not limited to what has been particularly shown and described hereinabove. Rather the scope of the present invention includes both combinations and subcombinations of various features described hereinabove as well as modifications thereof which would occur to a person of skill in the art upon reading the foregoing description and which are  
10       not in the prior art.

## CLAIMS

1. A method for producing a biocide comprising:  
providing a solution of a hypochlorite oxidant;  
providing a solution of an ammonium salt;  
mixing said solution of a hypochlorite oxidant with said solution of an ammonium salt, wherein the molar ratio of said ammonium to said hypochlorite oxidant is less than 1:1.
2. The method according to claim 1, wherein said hypochlorite oxidant is sodium hypochlorite.
3. The method according to claim 1 or 2, wherein said providing a solution of a hypochlorite oxidant comprises diluting a concentrated solution of about 8-18% with water immediately prior to use.
4. The method according to any one of claims 1 to 3, wherein said solution of a hypochlorite oxidant has a concentration from about 1000 to about 20,000 ppm.
5. The method according to any one of claims 1 to 4, wherein said solution of a hypochlorite oxidant has a concentration from about 3000 to about 10,000 ppm.
6. The method according to any one of claims 1 to 5, wherein said solution of a hypochlorite oxidant has a concentration from about 3500 to about 7000 ppm.
7. The method according to any one of claims 1 to 6, wherein said ammonium salt is selected from ammonium bicarbonate, ammonium carbonate, ammonium carbamate, ammonium hydroxide, ammonium sulfamate, ammonium bromide, ammonium chloride and ammonium sulfate.
8. The method according to any one of claims 1 to 7, wherein said ammonium salt is selected from ammonium carbamate, ammonium bromide, ammonium hydroxide and ammonium sulfate.

9. The method according to any one of claims 1 to 8, wherein said ammonium salt is ammonium carbamate.

10. The method according to any one of claims 1 to 9, wherein said ammonium salt is a mixture of two or more ammonium salts.

11. The method according to any one of claims 1 to 10, wherein said providing a solution of an ammonium salt comprises diluting a concentrated solution of about 15-50% with water or with said solution of a hypochlorite oxidant immediately prior to use.

12. The method according to any one of claims 1 to 11, wherein said solution of an ammonium salt has a concentration from about 1,000 to about 50,000 ppm.

13. The method according to any one of claims 1 to 12, wherein said solution of an ammonium salt has a concentration from about 12,000 to about 30,000 ppm.

14. The method according to any one of claims 1 to 13, wherein said solution of an ammonium salt further comprises a base.

15. The method according to claim 14, wherein said base is sodium hydroxide.

16. The method according to any one of claims 1 to 15, further comprising monitoring the conductivity of the biocide.

17. The method according to claim 16, wherein said method comprises:  
providing an amount of said solution of an ammonium salt;  
adding a plurality of amounts of said solution of a hypochlorite oxidant to said amount of said solution of an ammonium salt under mixing conditions;  
measuring the conductivity after the addition of each amount of said solution of a hypochlorite oxidant; and

ceasing to add amounts of said solution of a hypochlorite oxidant when a maximum in the conductivity is observed after the observation of a conductivity minimum.

18. The method according to claim 16, wherein said method comprises:  
mixing a stream of a hypochlorite solution with a stream of an ammonium salt solution in a mixing chamber at an ammonium:hypochlorite molar ratio of greater than 1:1;

holding the flow rate of one of said streams constant and gradually increasing or decreasing the flow rate of the other of said streams in order to decrease said ammonium:hypochlorite molar ratio;

monitoring the value of the conductivity in a stream leaving said mixing chamber; and

selecting an ammonium:hypochlorite molar ratio to be equal to the ammonium:hypochlorite molar ratio wherein the conductivity value has a local maximum.

19. The method according to claim 18, wherein said monitoring is continuous.

20. The method according to claim 18, wherein said monitoring comprises measuring the control parameter in discrete samples of said stream leaving said mixing chamber.

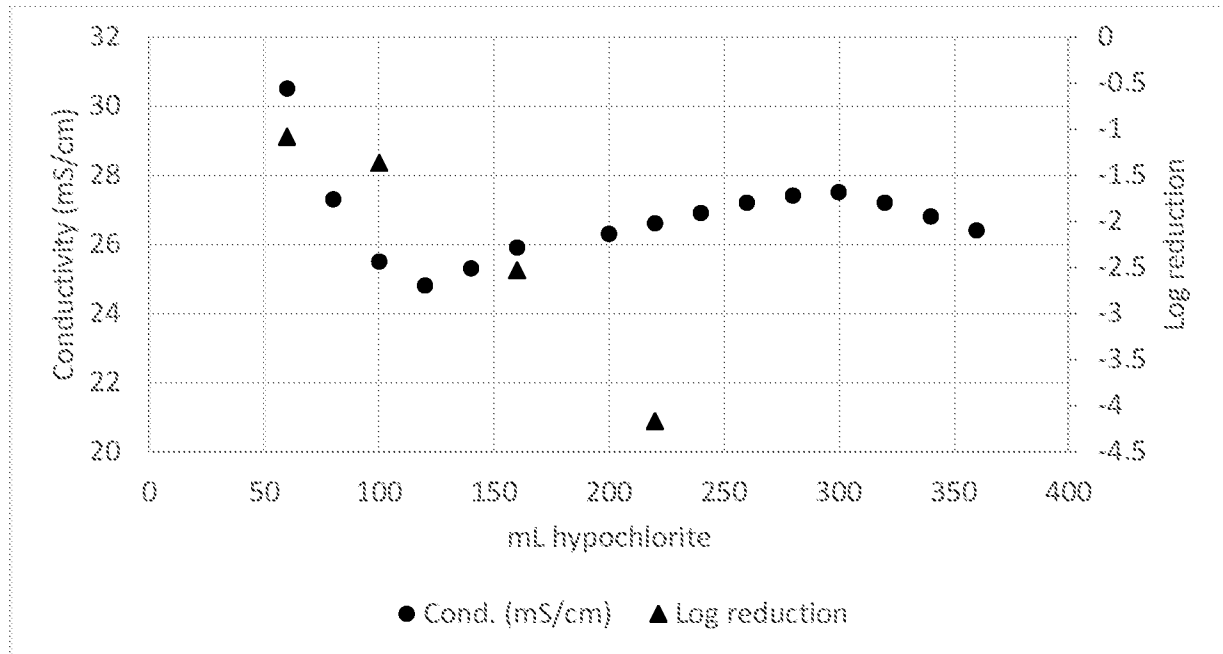


Fig. 1

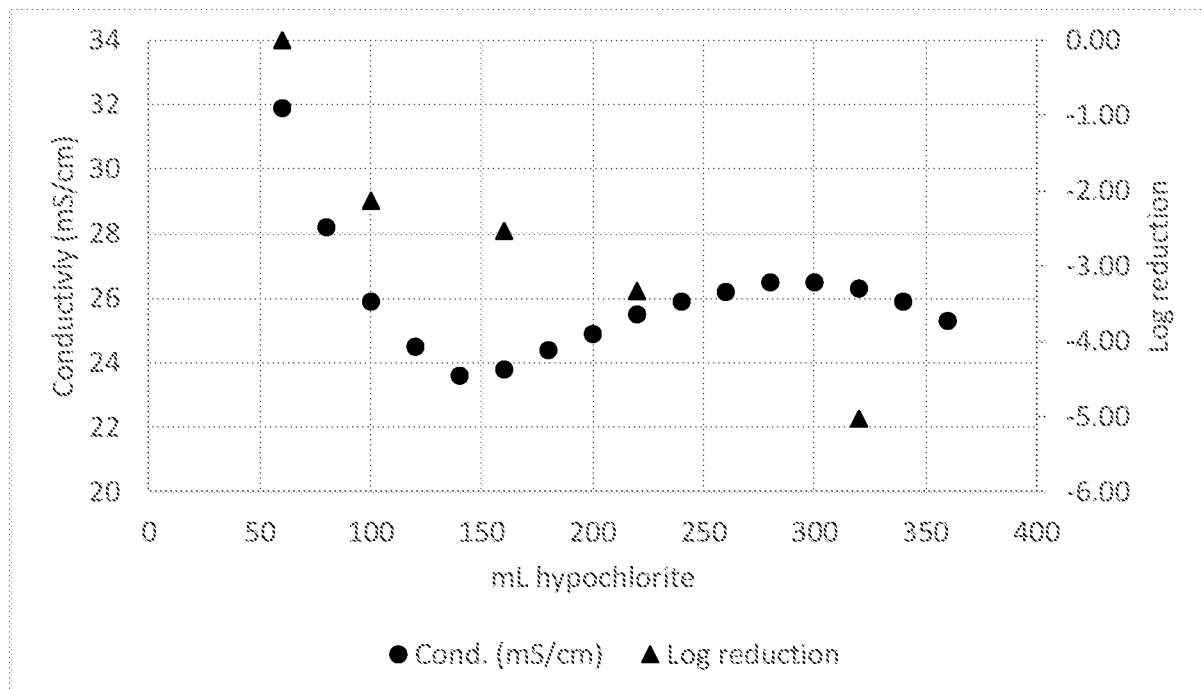


Fig. 2

2 / 2

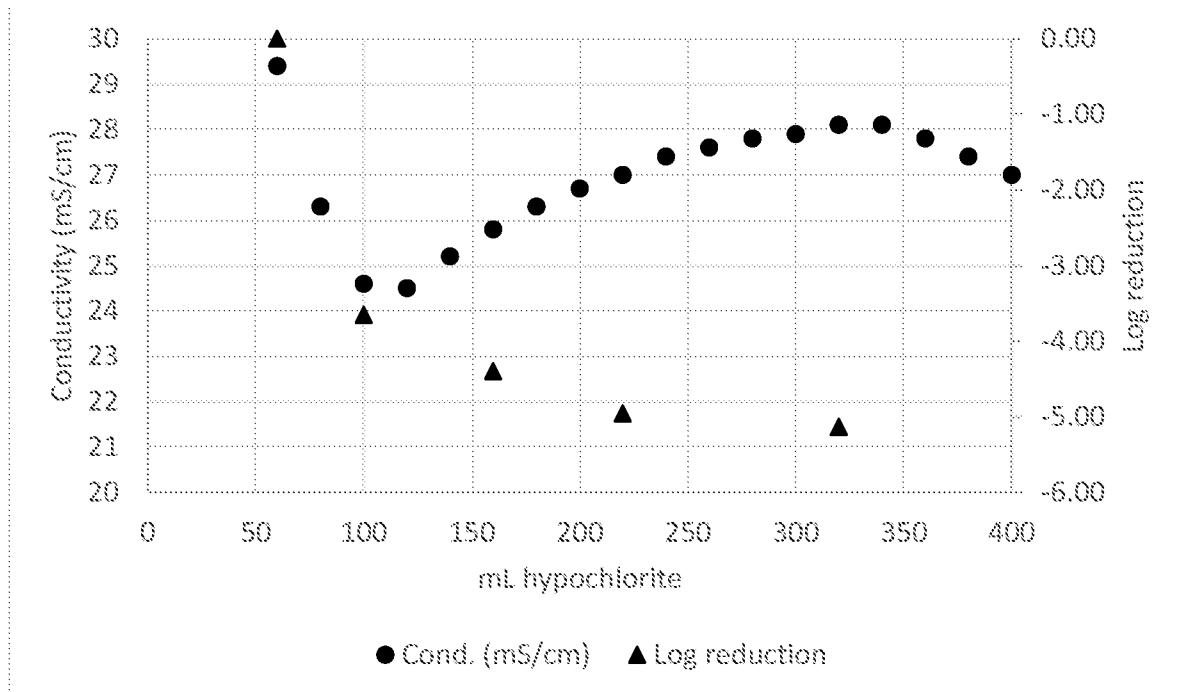


Fig. 3

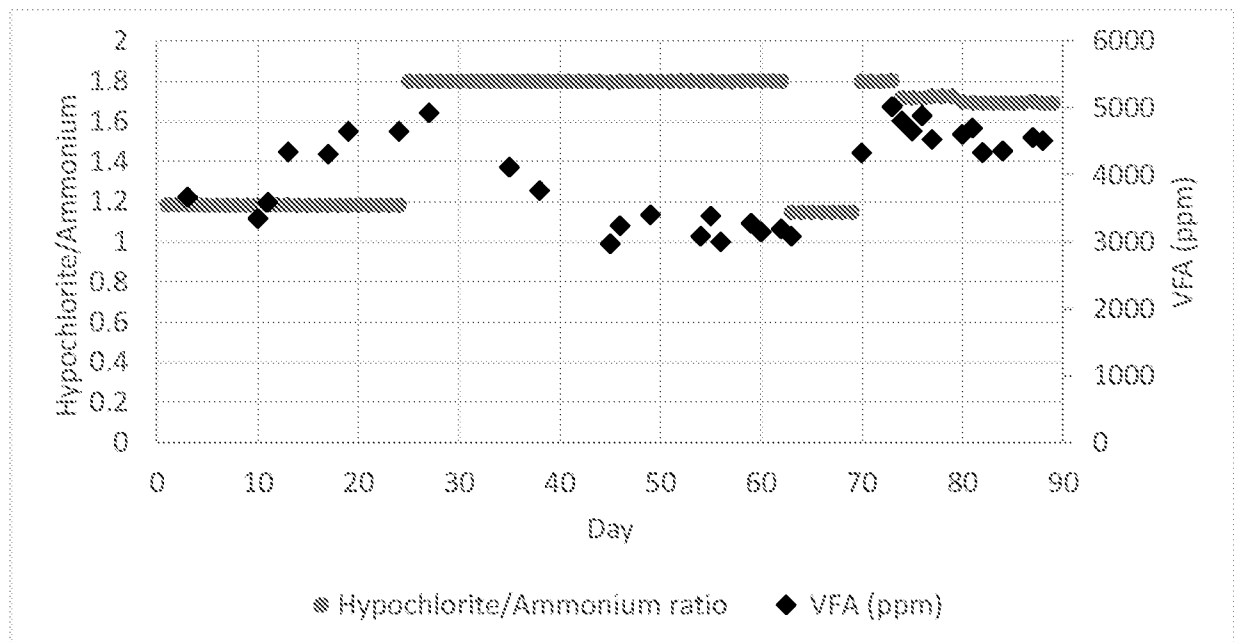


Fig. 4

**INTERNATIONAL SEARCH REPORT**

International application No.  
PCT/IL20/50669

**A. CLASSIFICATION OF SUBJECT MATTER**

IPC - A01N 59/08, 59/00, 25/02, 25/00; C02F 1/76 (2020.01)

CPC - A01N 59/08, 59/00, 25/02, 25/00; C02F 1/76

According to International Patent Classification (IPC) or to both national classification and IPC

**B. FIELDS SEARCHED**

Minimum documentation searched (classification system followed by classification symbols)

See Search History document

Documentation searched other than minimum documentation to the extent that such documents are included in the fields searched

See Search History document

Electronic data base consulted during the international search (name of data base and, where practicable, search terms used)

See Search History document

**C. DOCUMENTS CONSIDERED TO BE RELEVANT**

Category*	Citation of document, with indication, where appropriate, of the relevant passages	Relevant to claim No.
X	US 2017/0367343 A1 (A.Y. LABORATORIES LTD.) 28 December 2017; abstract; paragraphs [006]-[0007], [0016]-[0017]	1-2, 3/1-2
X	US 2012/0021062 A1 (GUPTA, A et al.) 26 January 2012; entire document; especially paragraphs [0052], [0065]	1-2

Further documents are listed in the continuation of Box C.

See patent family annex.

* Special categories of cited documents:	"T" later document published after the international filing date or priority date and not in conflict with the application but cited to understand the principle or theory underlying the invention
"A" document defining the general state of the art which is not considered to be of particular relevance	"X" document of particular relevance; the claimed invention cannot be considered novel or cannot be considered to involve an inventive step when the document is taken alone
"D" document cited by the applicant in the international application	"Y" document of particular relevance; the claimed invention cannot be considered to involve an inventive step when the document is combined with one or more other such documents, such combination being obvious to a person skilled in the art
"E" earlier application or patent but published on or after the international filing date	"&" document member of the same patent family
"L" document which may throw doubts on priority claim(s) or which is cited to establish the publication date of another citation or other special reason (as specified)	
"O" document referring to an oral disclosure, use, exhibition or other means	
"P" document published prior to the international filing date but later than the priority date claimed	

Date of the actual completion of the international search

31 July 2020 (31.07.2020)

Date of mailing of the international search report

**18 AUG 2020**

Name and mailing address of the ISA/US

Mail Stop PCT, Attn: ISA/US, Commissioner for Patents  
P.O. Box 1450, Alexandria, Virginia 22313-1450  
Facsimile No. 571-273-8300

Authorized officer

Shane Thomas

Telephone No. PCT Helpdesk: 571-272-4300

INTERNATIONAL SEARCH REPORT

International application No.

PCT/IL20/50669

**Box No. II Observations where certain claims were found unsearchable (Continuation of item 2 of first sheet)**

This international search report has not been established in respect of certain claims under Article 17(2)(a) for the following reasons:

- 1.  Claims Nos.:  
because they relate to subject matter not required to be searched by this Authority, namely:
  
- 2.  Claims Nos.:  
because they relate to parts of the international application that do not comply with the prescribed requirements to such an extent that no meaningful international search can be carried out, specifically:
  
- 3.  Claims Nos.: 4-20  
because they are dependent claims and are not drafted in accordance with the second and third sentences of Rule 6.4(a).

**Box No. III Observations where unity of invention is lacking (Continuation of item 3 of first sheet)**

This International Searching Authority found multiple inventions in this international application, as follows:

- 1.  As all required additional search fees were timely paid by the applicant, this international search report covers all searchable claims.
- 2.  As all searchable claims could be searched without effort justifying additional fees, this Authority did not invite payment of additional fees.
- 3.  As only some of the required additional search fees were timely paid by the applicant, this international search report covers only those claims for which fees were paid, specifically claims Nos.:
  
- 4.  No required additional search fees were timely paid by the applicant. Consequently, this international search report is restricted to the invention first mentioned in the claims; it is covered by claims Nos.:

- Remark on Protest**
- The additional search fees were accompanied by the applicant's protest and, where applicable, the payment of a protest fee.
  - The additional search fees were accompanied by the applicant's protest but the applicable protest fee was not paid within the time limit specified in the invitation.
  - No protest accompanied the payment of additional search fees.