



US00D753998S

(12) **United States Design Patent**
Murphey et al.

(10) **Patent No.:** **US D753,998 S**

(45) **Date of Patent:** **** Apr. 19, 2016**

(54) **DUST COVER**

(71) Applicant: **B&B MOLDERS LLC**, Mishawaka, IN (US)

(72) Inventors: **Bradly Michael Murphey**, Osceola, IN (US); **Adam Nathaniel Schramski**, Mishawaka, IN (US); **Michael Patrick Dittrich**, Granger, IN (US)

(73) Assignee: **B&B Molders LLC**, Mishawaka, IN (US)

(**) Term: **14 Years**

(21) Appl. No.: **29/498,133**

(22) Filed: **Jul. 31, 2014**

(51) **LOC (10) Cl.** **09-06**

(52) **U.S. Cl.**

USPC **D9/446**

(58) **Field of Classification Search**

USPC D9/434-436, 438, 443-450, 452-454, D9/499; D7/387, 392, 393, 396.2, 510, D7/511; D3/202, 294, 318; 215/28, 41, 215/201, 216, 224, 230, 235, 237, 243, 249, 215/256, 306, 316, 317, 396; 220/252, 220/254.1, 254.2-254.4, 258.2, 263, 367.1, 220/375, 711, 724, 730, 731, 837, 847; 222/109, 153.1, 153.11, 153.14, 464.1, 222/498, 546, 547, 562, 565, 566, 570, 621
CPC A61J 1/1412; B65D 1/02; B65D 1/323; B65D 25/40; B65D 41/56; B65D 41/62; B65D 47/06; B65D 47/08

See application file for complete search history.

(56) **References Cited**

U.S. PATENT DOCUMENTS

1,633,197 A * 6/1927 Snyder B65D 35/42
152/431
D193,121 S * 6/1962 Wickman D9/446
3,145,872 A * 8/1964 Hayes B65D 47/148
220/375

D206,294 S * 11/1966 Poris D9/436
4,016,908 A * 4/1977 Heckenkamp B60D 1/62
138/96 R
5,195,561 A * 3/1993 Wilson B60C 29/06
138/89.2
D349,459 S * 8/1994 Borg D9/434
D350,268 S * 9/1994 Grimm D8/70
6,250,336 B1 6/2001 Murphey et al.
D487,227 S * 3/2004 Haley D9/434

(Continued)

OTHER PUBLICATIONS

B&B Molders LLC, RV Parts & Accessories Catalog, 2007, cover page, pp. 4-11, pp. 24-39, and back page; Mishawaka, USA.

B&B Molders LLC, Product Catalog, 1997, cover page and pp. 3-6; Mishawaka, USA.

B&B Molders LLC, Flyer for Inline Plastic Check Valves title "A Revolutionary Design for Inline Plastic Check Valves", 2011, Mishawaka, USA.

(Continued)

Primary Examiner — Karen S Acker

Assistant Examiner — Wendy Arminio

(74) *Attorney, Agent, or Firm* — Leydig, Voit & Mayer, Ltd.

(57) **CLAIM**

The ornamental design for a dust cover, as shown and described.

DESCRIPTION

FIG. 1 is a bottom perspective view of a dust cover in accordance with our new design.

FIG. 2 is a top perspective view of a dust cover in accordance with our new design.

FIG. 3 is a front elevational view of the dust cover of FIG. 2.

FIG. 4 is a rear elevational view of the dust cover of FIG. 2.

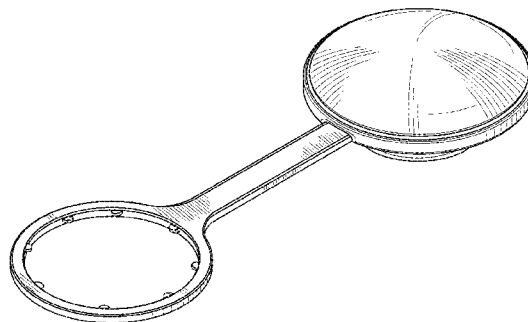
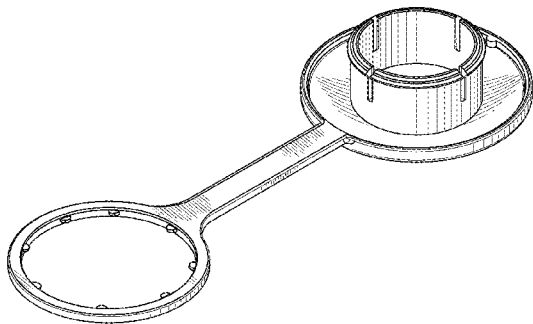
FIG. 5 is a left side elevational view of the dust cover of FIG. 2.

FIG. 6 is a right side elevational view of the dust cover of FIG. 2.

FIG. 7 is a top view of the dust cover of FIG. 2; and,

FIG. 8 is a bottom view of the dust cover of FIG. 2.

1 Claim, 3 Drawing Sheets



(56)

References Cited

U.S. PATENT DOCUMENTS

D528,910	S	*	9/2006	Kingsley	D7/392.1
D530,200	S	*	10/2006	Kingsley	D7/392.1
D535,562	S	*	1/2007	Wisler	D9/434
D541,943	S	*	5/2007	Stewart	D24/199
D603,456	S	*	11/2009	Brodsky	D20/28
D605,942	S	*	12/2009	Miksovsky	D9/446
D608,833	S	*	1/2010	Brodsky	D20/25
D643,722	S	*	8/2011	Gorskey	D9/439
D682,017	S	*	5/2013	Smiedt	D7/392.1
D701,463	S	*	3/2014	Hojo	D9/719
D714,142	S	*	9/2014	Hojo	D9/436
RE45,611	E	*	7/2015	Haley	
2005/0184026	A1	*	8/2005	Haley	B65D 47/06 215/306

OTHER PUBLICATIONS

B&B Molders LLC, Flyer for Product entitled ““Lead Free”from B&B!!!”, 2010, Mishawaka, USA.
 B&B Molders LLC, Flyer for Product entitled “New from B&B Molders!! “Test Plug” for Water Distribution Testing”, 2008, Mishawaka, USA.
 B&B Molders LLC, Flyer for Water Fill Check Valves titled “New from B&B Molders!!! Revolutionary Design in Water Fill Check Valves”, 2006, Mishawaka, USA.
 Swan Industries, Inc., Catalog, 2014, Bend, USA.
 B&B Molders LLC, First Photograph of Competitor’s Product, taken before 2013,, Mishawaka, USA.
 B&B Molders LLC, Second Photograph of Competitor Product, taken before 2013, Mishawaka, USA.

* cited by examiner

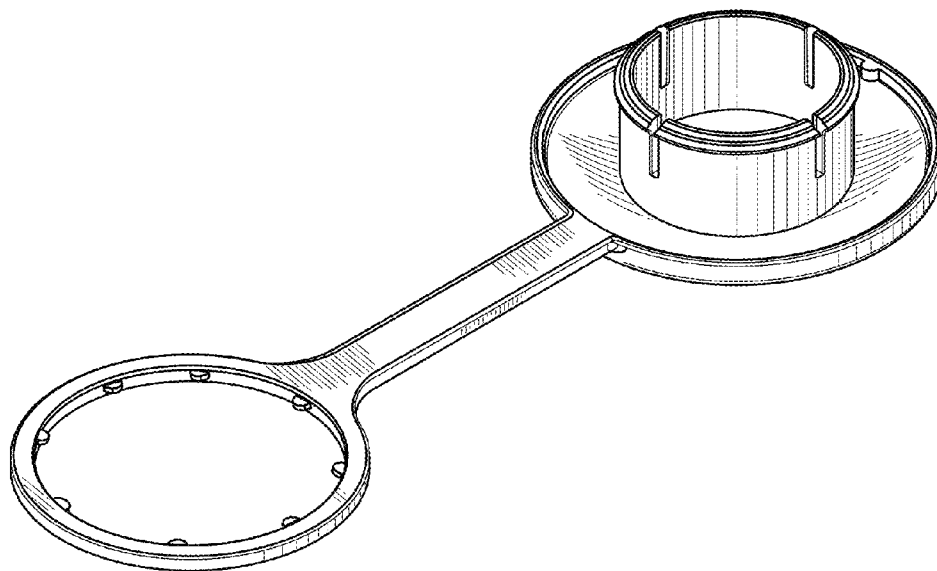


FIG. 1

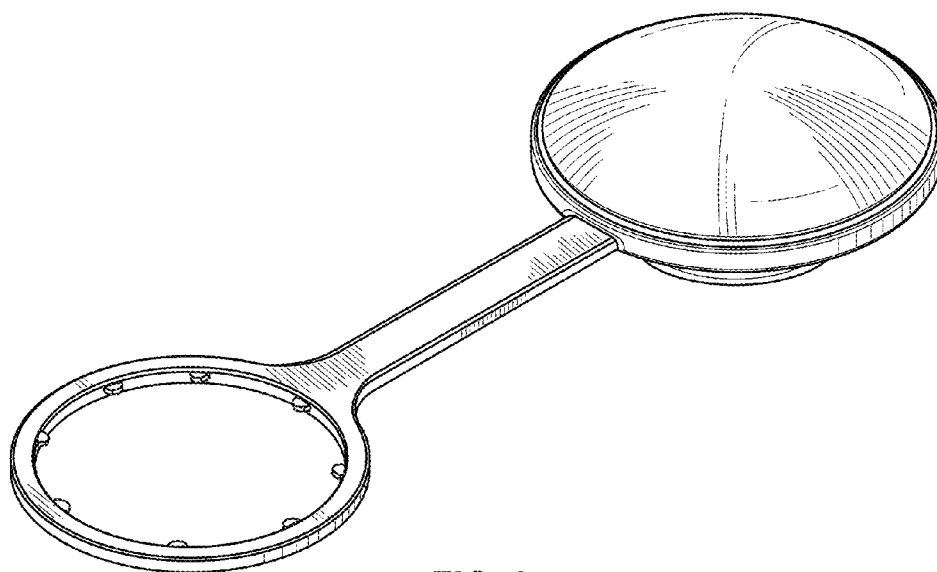


FIG. 2

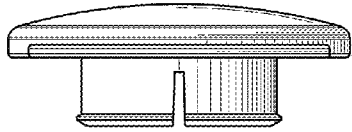


FIG. 3

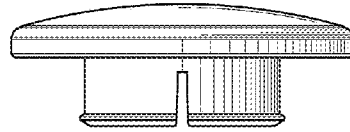


FIG. 4




FIG. 5



FIG. 6

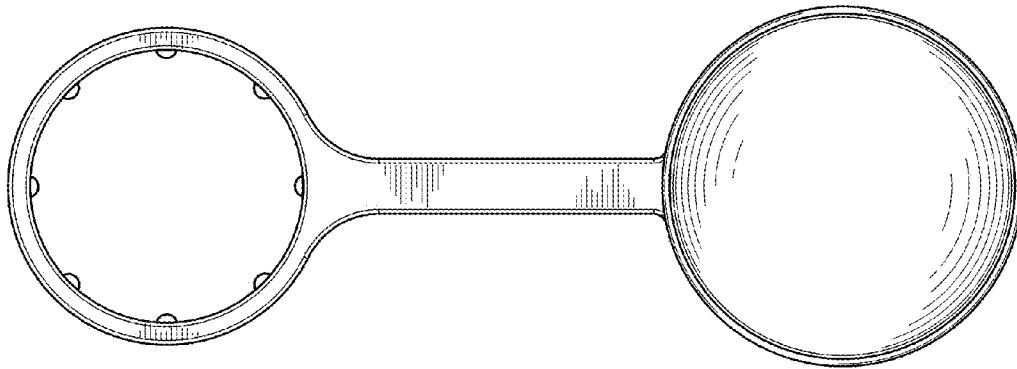


FIG. 7

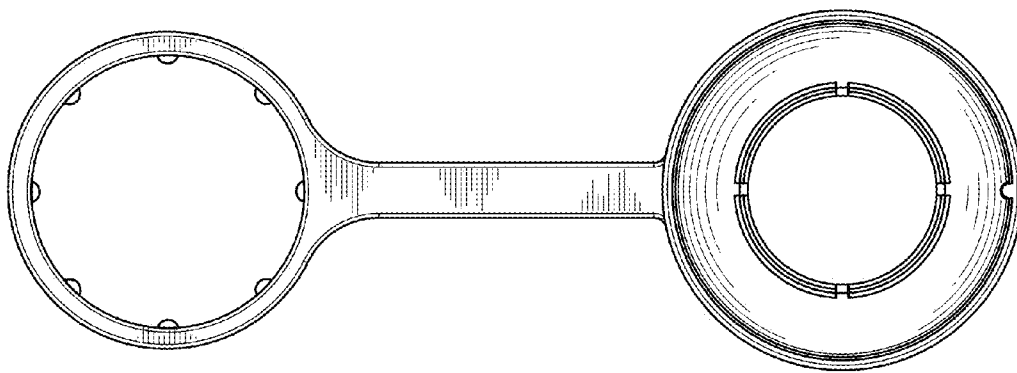


FIG. 8