



US00D717604S

(12) **United States Design Patent**
Klinge et al.

(10) **Patent No.:** **US D717,604 S**

(45) **Date of Patent:** **** Nov. 18, 2014**

(54) **DRINKING GLASS**

(71) Applicants: **Jason E. Klinge**, South Hampton, NY
(US); **David D'Agostino**, Southhampton,
NY (US)

(72) Inventors: **Jason E. Klinge**, South Hampton, NY
(US); **David D'Agostino**, Southhampton,
NY (US)

(**) Term: **14 Years**

(21) Appl. No.: **29/466,031**

(22) Filed: **Sep. 4, 2013**

(51) **LOC (10) Cl.** **07-01**

(52) **U.S. Cl.**
USPC **D7/524; D7/523; D7/537**

(58) **Field of Classification Search**
USPC D7/524, 525, 537, 523, 509, 533, 536,
D7/515, 514, 513; 220/8, 92, 714, 666,
220/23.83, 719, 713, 630, 710.5, 212.5,
220/717; 215/11.5, 398, 378, 6; 206/218,
206/581; D24/197; D9/503, 504
See application file for complete search history.

(56) **References Cited**

U.S. PATENT DOCUMENTS

D21,149	S	*	11/1891	Wilhelm	D7/524
677,489	A	*	7/1901	Woods	383/22
D44,201	S	*	6/1913	Hamm	D26/36
D44,661	S	*	9/1913	Hunter	D7/524
D52,622	S	*	11/1918	Balda	D7/524
D54,967	S	*	4/1920	Sollmann	D7/524
3,177,617	A	*	4/1965	Koistinen	47/41.11

D217,878	S	*	6/1970	Alvarez	D7/524
3,627,394	A	*	12/1971	Benn et al.	
3,934,997	A	*	1/1976	Inns et al.	65/109
4,659,049	A	*	4/1987	Watson	
4,934,661	A	*	6/1990	Denman et al.	
D449,206	S	*	10/2001	DuBow	
D474,648	S	*	5/2003	Dimeo	
D483,996	S	*	12/2003	Gaskin	D7/524
D543,783	S	*	6/2007	Goldberg	D7/523
D580,711	S	*	11/2008	Holmes	D7/524
D592,457	S	*	5/2009	Mansfield	D7/523
D600,977	S	*	9/2009	Mansfield	D7/523
D655,985	S	*	3/2012	Roberts	D7/537
D662,779	S	*	7/2012	Dail	D7/524
D670,135	S	*	11/2012	Nolan	D7/528
D674,236	S	*	1/2013	Zimmer	D7/396.2
D692,725	S	*	11/2013	Lehmann	D7/524
2007/0284334	A1	*	12/2007	Alonso	215/387
2013/0075351	A1	*	3/2013	Lueker	

* cited by examiner


Primary Examiner — Marianne Pandozzi
(74) *Attorney, Agent, or Firm* — Richard L. Miller

(57) **CLAIM**
The ornamental design for a drinking glass, as shown and described.

DESCRIPTION

FIG. 1 is a perspective view of a drinking glass showing our new design;
FIG. 2 is a side elevational view thereof, it being understood that all side views are identical;
FIG. 3 is a top plan view thereof; and,
FIG. 4 is a bottom plan view thereof.

1 Claim, 2 Drawing Sheets






Fig. 1

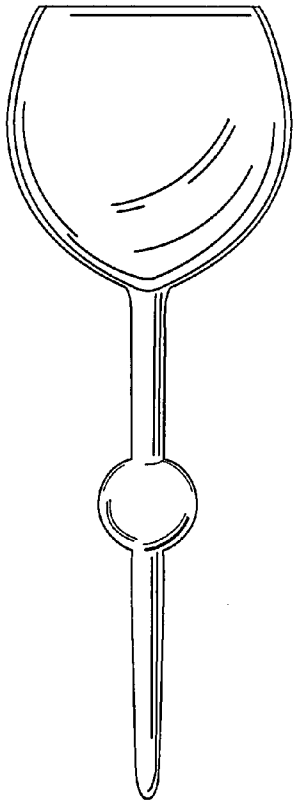


Fig. 2

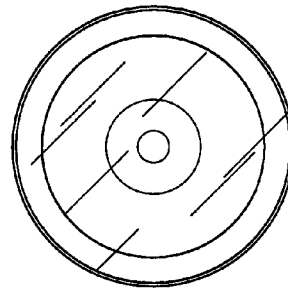


Fig. 3

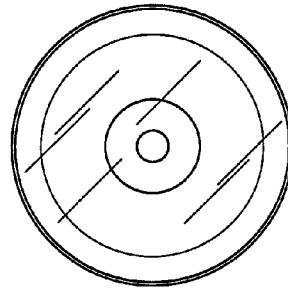


Fig. 4