US00D359737S

United States Patent [19]

Madill et al.

[11] Patent Number: Des. 359,737

[45] Date of Patent: ** Jun. 27, 1995

[54] **MULTI-FUNCTION REMOTE CONTROL WITH PUSHBUTTONS IN OVERLAY REGION**

[75] Inventors: **Jeffrey A. Madill**, Acworth; **William J. Saunders**, Lithonia, both of Ga.

[73] Assignee: **Scientific-Atlanta, Inc.**, Norcross, Ga.

[**] Term: **14 Years**

[21] Appl. No.: **12,654**

[22] Filed: **Sep. 7, 1993**

Related U.S. Application Data

[62] Division of Ser. No. 877,583, May 1, 1992.

[52] **U.S. Cl.** **D14/218**

[58] **Field of Search** D14/124, 217–218, D14/299; D13/168; D18/6–7, 11; 455/151.1, 352–355; 358/194.1

[56] **References Cited**

U.S. PATENT DOCUMENTS

D. 263,466	3/1982	Hiraki	D14/218
D. 285,668	9/1986	Tanaka et al.	D14/218 X
D. 300,530	4/1989	Stagnitta	D14/218
D. 328,902	8/1992	Lee	D14/218

OTHER PUBLICATIONS

Scientific-Atlanta Broadband Communications Division Model 8550-275 Programmable Remote Control, dated Oct. 1986.

Scientific-Atlanta Broadband Communications Business Division Model 8550-375 Complete Remote Control, dated about 1987.

Scientific-Atlanta Broadband Communications Group Addressable Set-Top Terminal Series 8580 with remote control, dated 1990.

Scientific-Atlanta Broadband Communications Group Set-Top Terminal with Volume Control Model 8540 with remote control, dated 1991.

Scientific-Atlanta Broadband Communications Group Addressable Set-Top Terminal with On-Screen Display Model 8600 with remote control, dated 1991.

Scientific-Atlanta cd-x remote control, dated 1991.

Pioneer SmartRemote TM programmable remote control (BR-100), date unknown, but believed to be before May 1, 1991.

Tocom 5507 remote control, date unknown, but believed to be before May 1, 1991.

Philips remote control, date unknown, but believed to be before May 1, 1991.

Jerrold Communications TVRC remote control, date unknown, but believed to be before May 1, 1991.

Magnavox remote control, date unknown, but believed to be before May 1, 1991.

Silitek Corporation Universal Remote Controller, date unknown, but believed to be before May 1, 1991.

JVC Remote Control Unit RM-C687, date unknown, but believed to be before May 1, 1991.

Primary Examiner—Theodore M. Shooman

Attorney, Agent, or Firm—Jones & Askew

[57] **CLAIM**

The ornamental design for a multi-function remote control with pushbuttons in overlay region, as shown.

DESCRIPTION

FIG. **1** is a front, bottom and right side perspective view of a multi-function remote control with pushbuttons in overlay region showing our new design;

FIG. **2** is a left side elevational view thereof;

FIG. **3** is a front elevation view thereof;

FIG. **4** is a top plan view thereof;

FIG. **5** is a bottom plan view thereof; and,

FIG. **6** is a rear elevation view thereof.

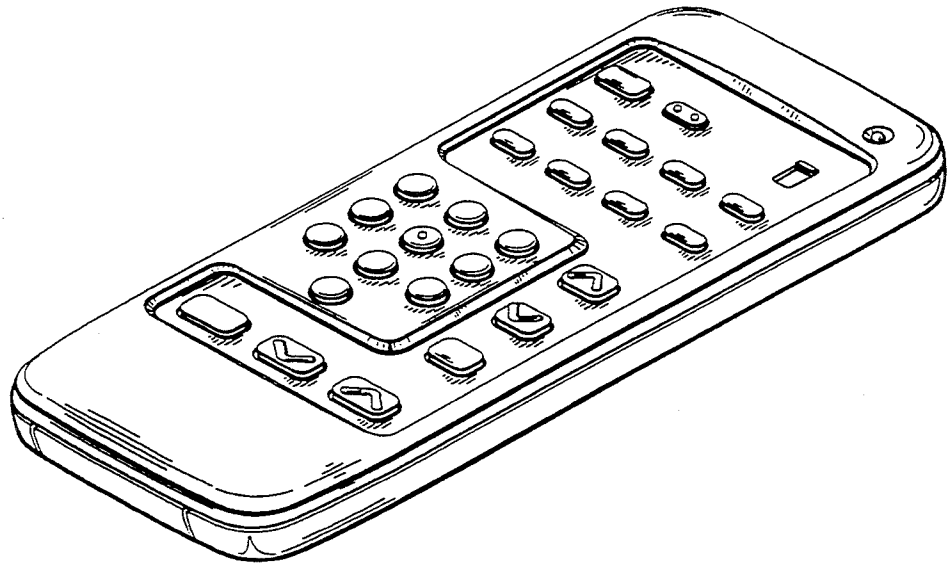

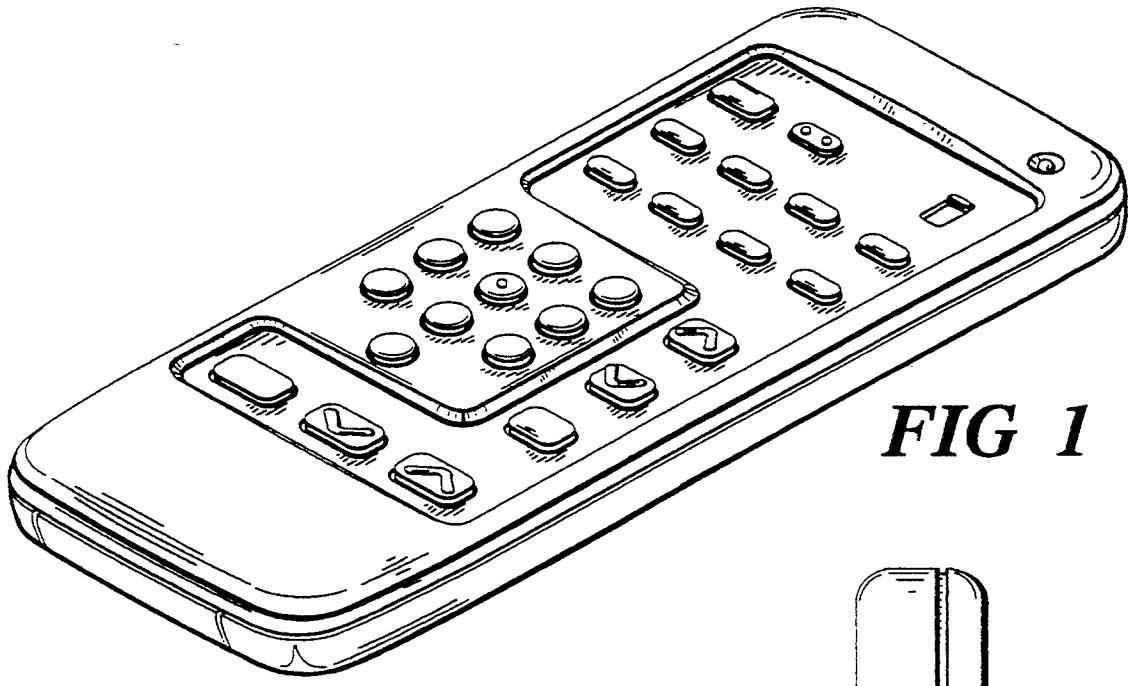

FIG 1

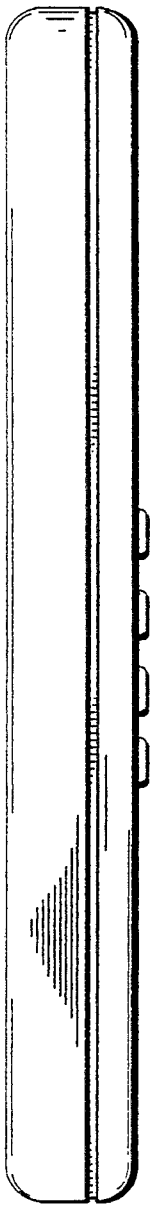

FIG 2

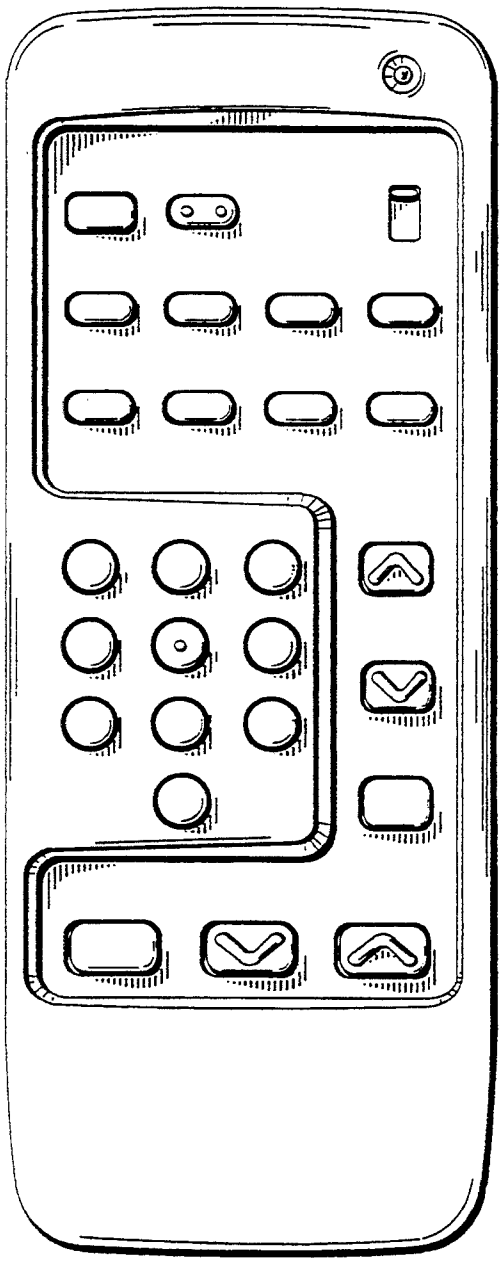

FIG 3

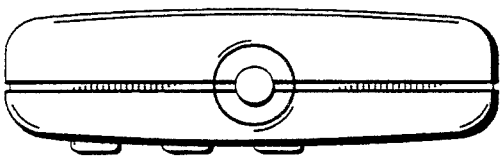

FIG 4

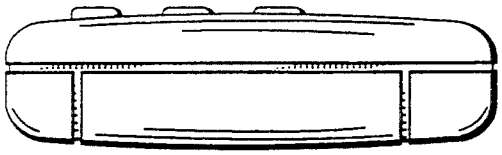

FIG 5

FIG 6

