



US00D779647S

(12) **United States Design Patent**  
**Burton et al.**

(10) **Patent No.:** **US D779,647 S**

(45) **Date of Patent:** **\*\* Feb. 21, 2017**

(54) **FAN**

(71) Applicant: **Barebones Systems, LLC**, Bluffdale,  
UT (US)

(72) Inventors: **David Jared Burton**, Payson, UT (US);  
**Michelle Ann Merrill**, Draper, UT  
(US); **Robert Emmett Workman**,  
Morgan, UT (US)

(73) Assignee: **BAREBONES SYSTEMS, LLC**,  
Bluffdale, UT (US)

(\*\*) Term: **15 Years**

(21) Appl. No.: **29/534,742**

(22) Filed: **Jul. 30, 2015**

(51) **LOC (10) Cl.** ..... **23-04**

(52) **U.S. Cl.**  
USPC ..... **D23/370**

(58) **Field of Classification Search**

USPC ..... D23/370, 355, 314, 414, 371, 377,  
D23/385, 411, 383, 373, 378; 415/121.1;  
D14/432

CPC .... F04D 29/329; F04D 29/526; F04D 25/082;  
F04D 29/325; F04D 29/703; F04D  
29/547; B65D 90/36; F23L 17/02; F24F  
13/1406; F24F 1/02

See application file for complete search history.

(56) **References Cited**

**U.S. PATENT DOCUMENTS**

D405,520 S \* 2/1999 Birdsell ..... D23/381  
D531,296 S \* 10/2006 Chen ..... D23/370

D681,186 S \* 4/2013 Pan ..... D23/370  
D685,459 S \* 7/2013 Pan ..... D23/370  
D687,533 S \* 8/2013 Tang ..... D23/370  
D691,256 S \* 10/2013 Pan ..... D23/370  
D733,861 S \* 7/2015 Haaf ..... D23/370  
D747,454 S \* 1/2016 Stewart ..... D23/370  
D760,370 S \* 6/2016 Herbst ..... D23/370  
2012/0183390 A1 \* 7/2012 Pan ..... F04D 25/105  
415/170.1

\* cited by examiner

*Primary Examiner* — Cynthia Underwood

(74) *Attorney, Agent, or Firm* — Morriss O'Bryant  
Compagni, PC

(57) **CLAIM**

The ornamental design for a fan, as shown and described.

**DESCRIPTION**

FIG. 1 is a perspective back side view of a fan of the present invention;

FIG. 2 is a front side view of the fan of FIG. 1;

FIG. 3 is a back side view of the fan of FIG. 1;

FIG. 4 is a right side view of the fan of FIG. 1;

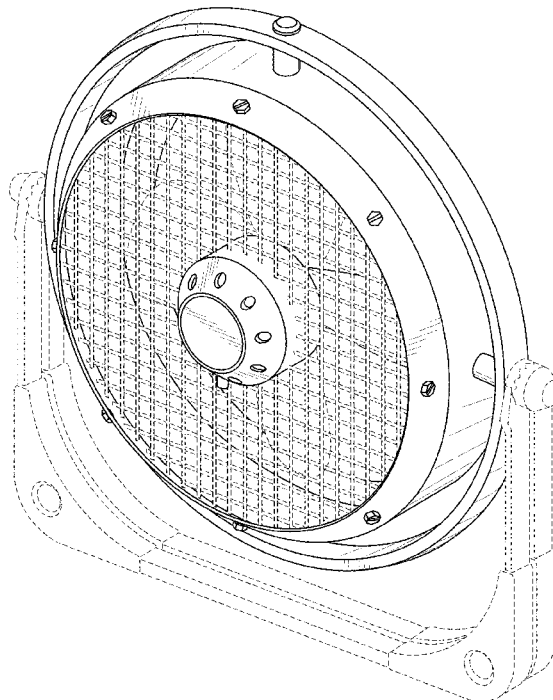
FIG. 5 is a left side view of the fan of FIG. 1;

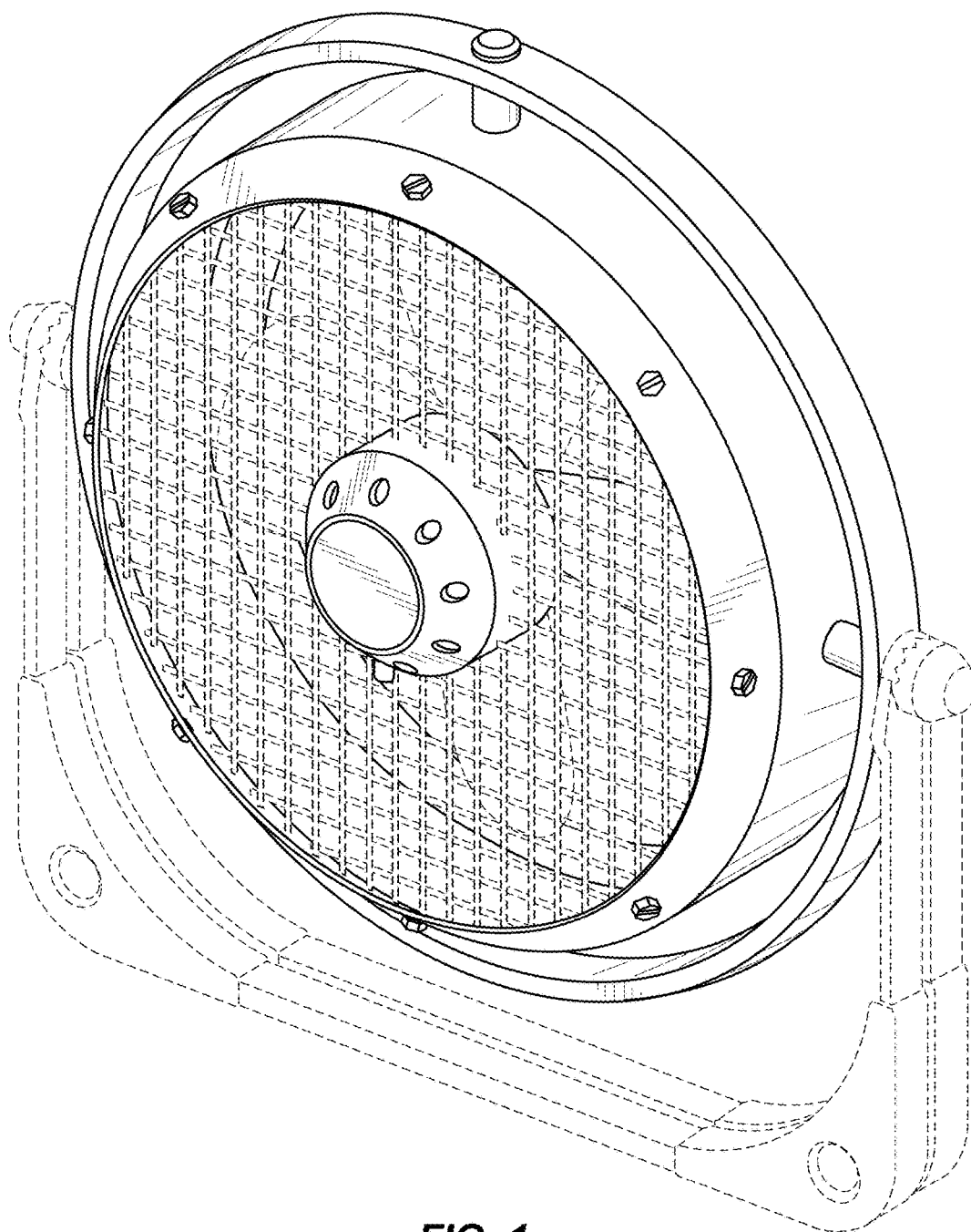
FIG. 6 is a top side view of the fan of FIG. 1; and,

FIG. 7 is a bottom side view of the fan of FIG. 1.

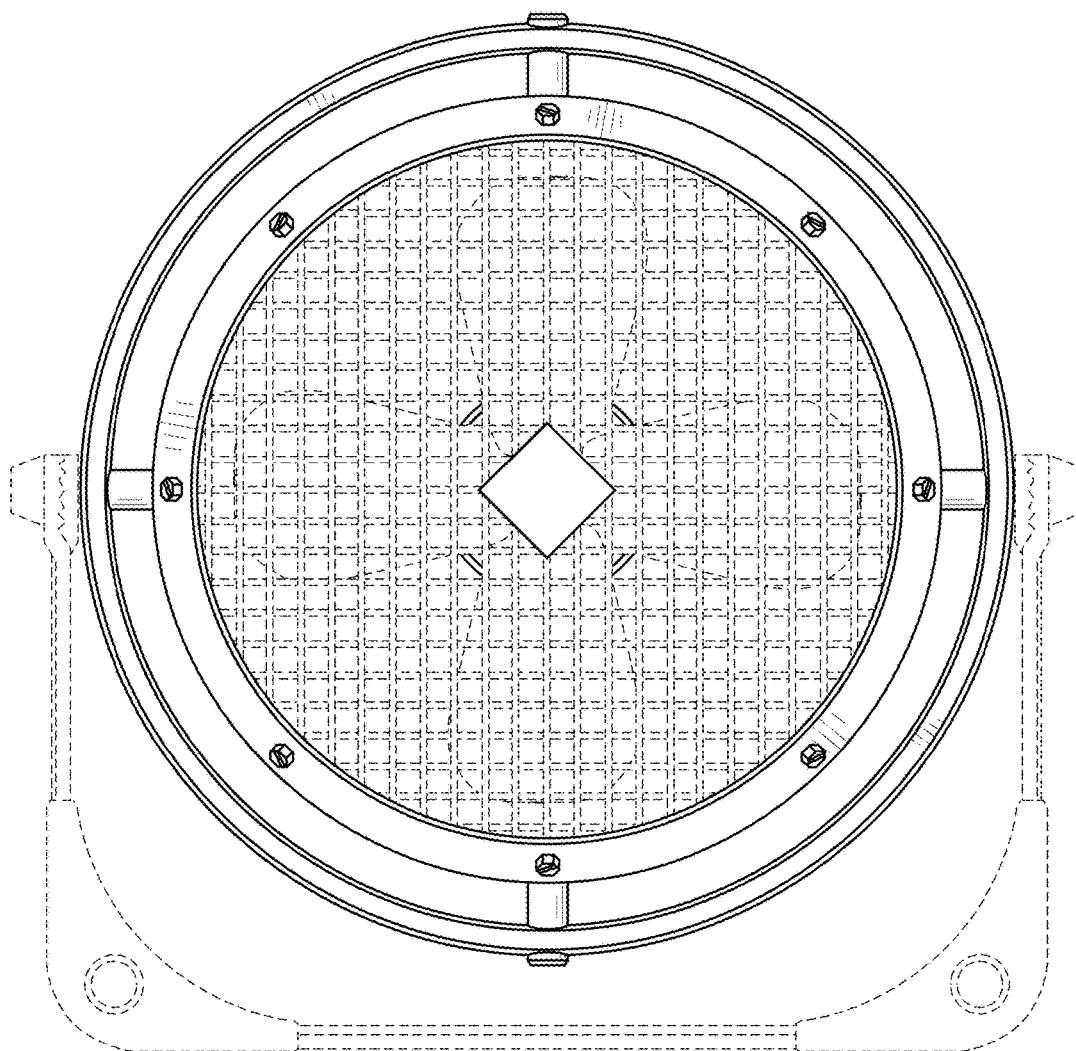
The broken lines shown in the drawings are for illustrative purposes only and form no part of the claimed design.

**1 Claim, 5 Drawing Sheets**

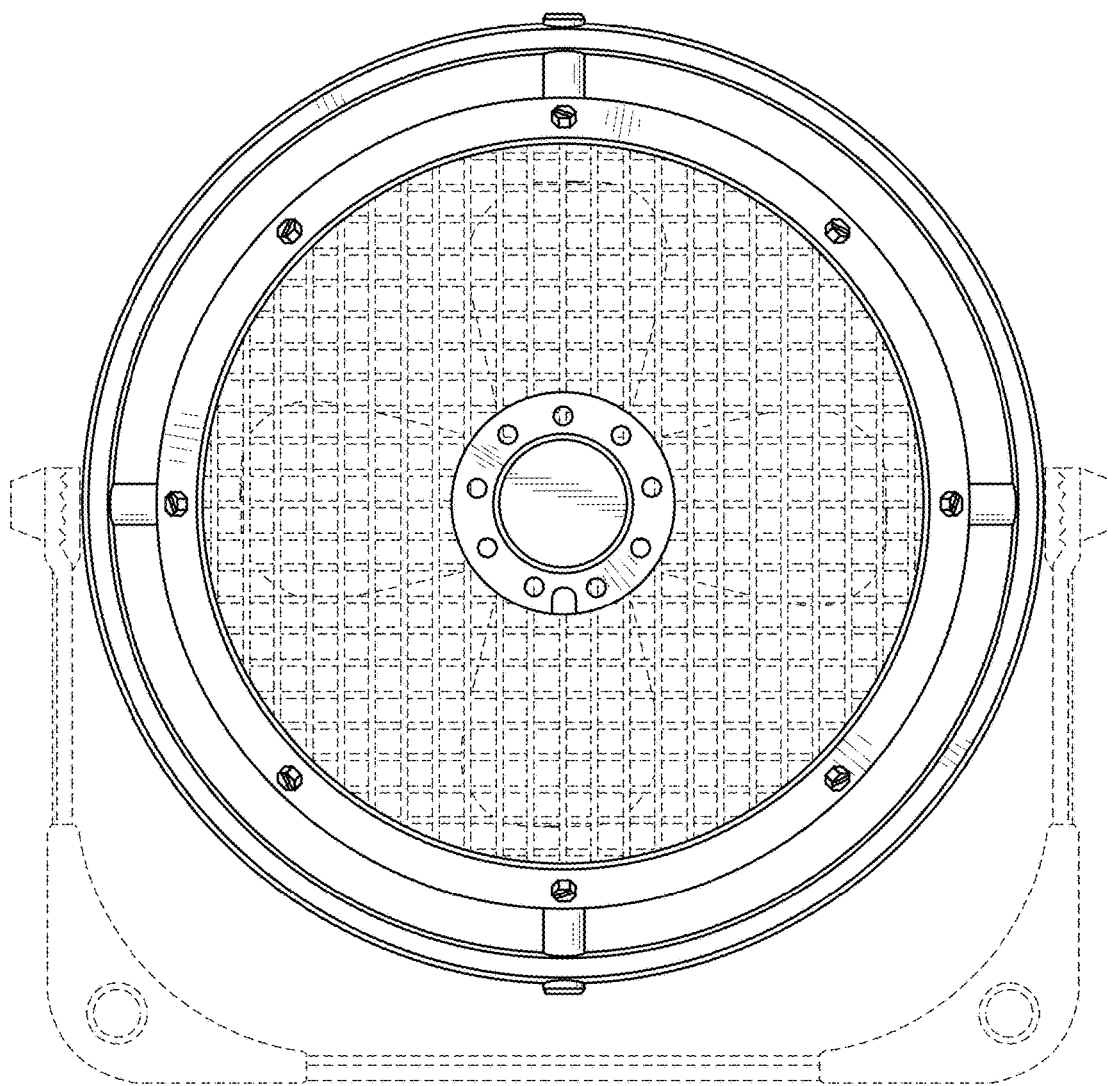




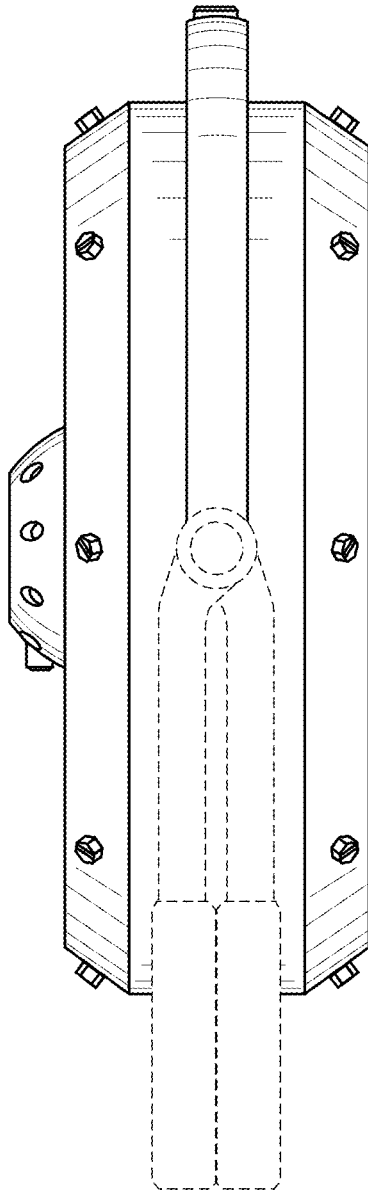
**FIG. 1**



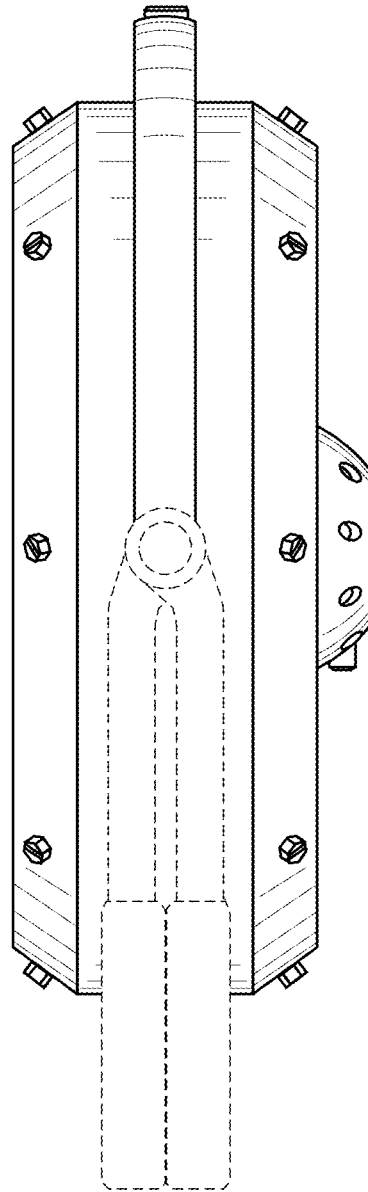
**FIG. 2**



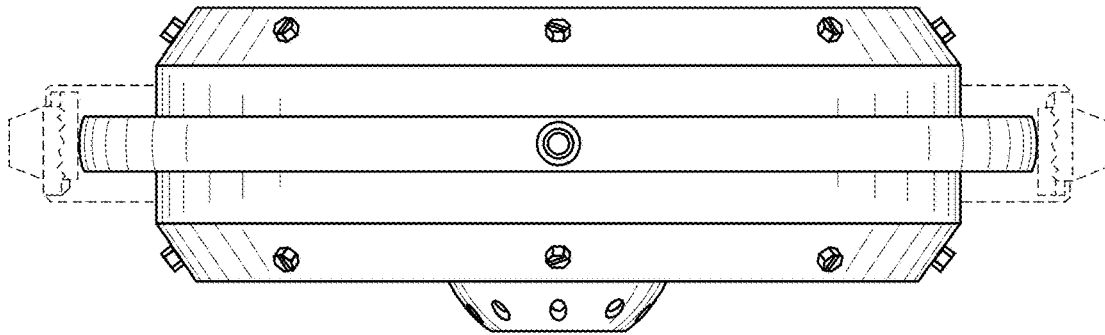
**FIG. 3**



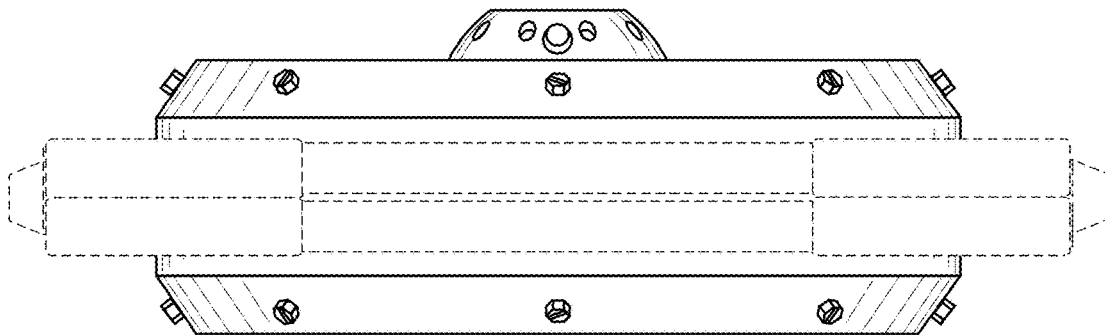
**FIG. 4**



**FIG. 5**



**FIG. 6**



**FIG. 7**