

(19) World Intellectual Property Organization  
International Bureau



(43) International Publication Date  
11 June 2009 (11.06.2009)

PCT

(10) International Publication Number  
**WO 2009/072977 A1**

- (51) **International Patent Classification:**  
G06Q 20/00 (2006.01)
- (21) **International Application Number:**  
PCT/SE2008/051403
- (22) **International Filing Date:**  
4 December 2008 (04.12.2008)
- (25) **Filing Language:** English
- (26) **Publication Language:** English
- (30) **Priority Data:**  
0702686-7 4 December 2007 (04.12.2007) SE
- (71) **Applicant (for all designated States except US):** ACCUMULATE AB [SE/SE]; Norrlandsgatan 23, S-111 43 Stockholm (SE).
- (72) **Inventors; and**
- (75) **Inventors/Applicants (for US only):** HULTBERG, Stefan [SE/SE]; Guttormsvägen 9, S-167 73 Bromma (SE).
- WESTLING, Magnus [SE/SE]; Diabasvägen 8, S-132 35 Saltsjö-Boo (SE).
- (74) **Agents:** ROMEDAHL, Bengt et al.; Kransell & Wennborg KB, P.O. Box 27834, S-115 93 Stockholm (SE).
- (81) **Designated States (unless otherwise indicated, for every kind of national protection available):** AE, AG, AL, AM, AO, AT, AU, AZ, BA, BB, BG, BH, BR, BW, BY, BZ, CA, CH, CN, CO, CR, CU, CZ, DE, DK, DM, DO, DZ, EC, EE, EG, ES, FI, GB, GD, GE, GH, GM, GT, HN, HR, HU, ID, IL, IN, IS, JP, KE, KG, KM, KN, KP, KR, KZ, LA, LC, LK, LR, LS, LT, LU, LY, MA, MD, ME, MG, MK, MN, MW, MX, MY, MZ, NA, NG, NI, NO, NZ, OM, PG, PH, PL, PT, RO, RS, RU, SC, SD, SE, SG, SK, SL, SM, ST, SV, SY, TJ, TM, TN, TR, TT, TZ, UA, UG, US, UZ, VC, VN, ZA, ZM, ZW.
- (84) **Designated States (unless otherwise indicated, for every kind of regional protection available):** ARIPO (BW, GH, GM, KE, LS, MW, MZ, NA, SD, SL, SZ, TZ, UG, ZM, ZW), Eurasian (AM, AZ, BY, KG, KZ, MD, RU, TJ, TM), European (AT, BE, BG, CH, CY, CZ, DE, DK, EE, ES, FI,

[Continued on next page]

(54) **Title:** A METHOD FOR SECURE TRANSACTIONS

(57) **Abstract:** The present invention relates to a method for a secure transaction utilizing a portable radio communication device (10), wherein both parts in the secure transaction are protected against fraudulent actions, among other things by use of a common transaction identity on a predefined transaction server.

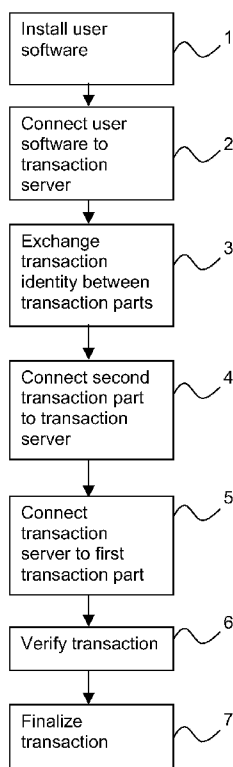


Fig. 1

WO 2009/072977 A1



FR, GB, GR, HR, HU, IE, IS, IT, LT, LU, LV, MC, MT, NL,  
NO, PL, PT, RO, SE, SI, SK, TR), OAPI (BF, BJ, CF, CG,  
CI, CM, GA, GN, GQ, GW, ML, MR, NE, SN, TD, TG).

**Published:**  
— *with international search report*

**A METHOD FOR SECURE TRANSACTIONS****FIELD OF INVENTION**

The present invention relates generally to transactions, and particularly to secure transactions utilizing a portable  
5 radio communication device, such as a mobile phone, personal digital assistant, portable computer or similar.

**BACKGROUND**

It is today common with transactions initiated and performed via e.g. Internet. Further, with mobile phones or similar  
10 devices it is today possible to perform transactions and related actions through data communication via wireless communication. This provides for a very neat way of performing secure transactions, by always having an electronic authentication device at hand, which could be  
15 used as a secure wallet/bank solution. However, this also provides for a variety of ways to manipulate the transaction systems in order to fraud one or both of the parts in a transaction.

**SUMMARY OF THE INVENTION**

20 An object of the present invention is thus to provide secure transactions for portable radio communication devices.

This object, among others, is according to the present invention attained by a method as defined by the appended claims.

25 By providing a method for secure transactions wherein both parts in a transaction are connected to a predefined transaction server and independently approves the transaction a secure transaction is achieved.

Preferably, the transaction identity is kept unique only during a specific transaction, whereby the necessary amount of transaction identities can be kept very low at the transaction server, being limiting only for handling  
5 parallel transactions at the transaction server.

The unique transaction identity is preferably created by the transaction server upon request from the first transaction part, which provides for an assured solution for the first transaction part. Alternatively, the transaction identity is  
10 created by the second transaction part, which facilitates the transaction for the first transaction part. Further, for e.g. Internet bank login a predefined transaction identity is preferably used.

The verification is preferably performed by entering a  
15 personal identification number (PIN) in the portable radio communication device, which PIN is selected during installation of user transaction software.

Further features and advantages of the present invention will be evident from the following description.

## 20 **BRIEF DESCRIPTION OF THE DRAWINGS**

The present invention will become more fully understood from the detailed description of embodiments given below and the accompanying figures, which are given by way of illustration only, and thus, are not limitative of the present invention,  
25 wherein:

Fig. 1 schematically shows the steps of a method for secure transactions according to an embodiment of the present invention.

Fig. 2 schematically shows communication between transaction parts according to an embodiment of the present invention.

#### **DETAILED DESCRIPTION OF EMBODIMENTS**

In the following description, for purpose of explanation and not limitation, specific details are set forth, such as particular techniques and applications in order to provide a thorough understanding of the present invention. However, it will be apparent for a person skilled in the art that the present invention may be practiced in other embodiments that depart from these specific details. In other instances, detailed description of well-known methods and apparatuses are omitted so as not to obscure the description of the present invention with unnecessary details.

An embodiment of the present invention will now be described with reference to Figs. 1 and 2.

In order to secure all links of a transaction, the first step is to install a user transaction software in a portable communication device of a first transaction part in a secure way, wherein a user is identified in a secure way and tied to the installation. One secure way is to, at e.g. a bank office or other known part, install the user transaction software in the portable radio communication device of the first transaction part or give a memory card or similar device having an installation program for the first transaction part thereon. The identity of the owner of the portable radio communication device is checked in connection with the installation or delivery of the user transaction software transaction program. Instead of checking the identity directly at a bank office or other known part e.g. a registered letter sent to the intended user can be used to verify the identity of the intended

user. Finally the user transaction software is connected to an account at the bank or other part, such as a credit card account, a user account, an electronic wallet, etc. Another secure way to install the user transaction software is to, at e.g. an authenticated Internet bank office or similar part, through a secure connection, e.g. a https connection, install the user transaction software in the portable radio communication device of the first transaction part. The identity of the owner of the portable radio communication device is checked in connection with the installation through e.g. PIN. Finally the user transaction software is connected to an account at the bank or other part, such as a credit card account, a user account, an electronic wallet, etc.

The user transaction software is arranged to communicate with a predefined transaction server 12 when secure transactions are performed. Information of which account a user transaction software is connected to can be predefined directly at the transaction server or be accessed by the transaction server from the first transaction part whenever a transaction is to take place. Account balance and similar checks are preferably performed prior to any finalization of a transaction.

When a secure Internet installation is utilized a mobile phone number is preferably given to the distribution site, which in response thereto sends a text message, such as an SMS, with a download URL to that mobile phone number, i.e. a so called over the air installation (OTA installation). By following that link in the mobile phone the user transaction software is installed in the mobile phone. To first start the application run by the user transaction software an activation code, given by the distribution site, is entered.

Further, a PIN is also required to be entered to run the application.

When a transaction 13 is to take place, wherein the second transaction part is Internet based, such as an authenticated merchant secure Internet site 11 or a secure login, the transaction comprises the following steps. The user of the portable radio communication device, i.e. the first transaction part, selects a "transaction" section of the user transaction software to connect the first transaction part to the transaction server. The first transaction part 10 activates itself, through an encoded/encrypted wireless communication, on the transaction server 12, which transaction server 12 thereby puts the first transaction part 10 in an active transaction state on the transaction server 12.

The first transaction part 10 preferably stays in the active transaction state on the transaction server 12 until the first transaction part 10 requests a non-active transaction state. Alternatively, the first transaction part 10 will be put into a non-active transaction state by the transaction server 12 after a time-out. Further, the transaction server 12 could also put the first transaction part 10 in a non-active state after finalization of a transaction. By waiting for a request before putting the first transaction part into a non-active state the advantage is obtained that the user can perform several consecutive transactions without having to reselect the "transaction" section of the user transaction software. This is however preferably combined with a time out, which gives the advantage that the user does not forget to put the portable radio communication device in a non-active transaction state, which would be risky if another person gets hold of the portable radio

communication device. From a secure perspective it would be advantageous to put the first transaction part in a non-active transaction state also after a transaction have been completed.

5 The first transaction part thereafter initiates the transaction by requesting 2, through an encoded/encrypted wireless communication, a transaction identity of the transaction server. The wireless communication can e.g. be performed through GPRS, 3G data, Wi-Fi or WiMAC, all of  
10 which could have some kind of built-in identity verification, and even infrared or Bluetooth, which however are anonymous and could require some added identity verification. The transaction server responds by sending 14 a transaction identity to the first transaction part, which  
15 transaction identity is unique during the whole transaction but is preferably reusable after finalization of the transaction, advantageously directly after finalization of the transaction, i.e. when the transaction receipt has been sent.

20 The first transaction part enters 3 the returned transaction identity at the merchant secure Internet site 11, i.e. the second transaction part 11. The second transaction part 11 activates itself on the transaction server 12, which transaction server 12 thereby puts the second transaction  
25 part 11 in an active transaction state on the transaction server 12. The second transaction part thereafter sends 4, 15 information of the transaction connected to the transaction identity to the transaction server 12, preferably encrypted. The activation and the following  
30 information of the transaction could also be performed in one action, such that the sending of information of the transaction to the transaction server also puts the second

transaction part in an active transaction state on the transaction server. Transaction information from the second transaction part that is sent with a transaction can vary, but typically includes the name of the second transaction part and the transaction amount, and possibly also the product name, at a purchase. The name of the second transaction part could alternatively be extracted from the login of the second transaction part to the system instead of being sent together with the transaction, to ensure that such information is not distorted. This is usually performed via a landline, but could also be performed via wireless communication. The second transaction part has previously registered an account at the transaction server, in a way similarly performed for the first transaction part. Account information or similar information of the first transaction part is not necessary to give to the second transaction part and vice versa, since such information is known by the transaction server, and such information should thus not be given to the second transaction part and vice versa.

The transaction server 12 identifies the first transaction part by the unique transaction identity sent by the second transaction part and preferably requests 5, through an encoded/encrypted wireless communication, a verification by the first transaction part of the transaction information connected to the transaction identity. The user transaction software requests 6 e.g. a PIN as verification of the transaction information, such as name of the second transaction part and transaction amount. The verification is returned, through an encoded/encrypted wireless communication, to the transaction server connected to the transaction identity.

After verification from the first transaction part the transaction server finalizes 7 the transaction connected to the unique transaction identity and sends a transaction receipt to both the first transaction part, through an  
5 encoded/encrypted wireless communication, and the second transaction part. The transaction is only finalized provided that the accounts of both the first transaction part and the second transaction part accept the transaction.

The transaction has been described with a portable radio  
10 communication device as the first transaction part and a merchant as the second transaction part. The reverse is however also possible wherein the merchant requests a unique transaction identity of the transaction server, in this case preferably through a land line. The unique transaction  
15 identity is then communicated to the portable radio communication device from the merchant. However, information of the transaction connected to the unique transaction identity is again sent from merchant to the predefined transaction server, which, by wireless communication, sends  
20 the information of the transaction connected to the unique transaction identity to the portable radio communication device. The transaction connected to the unique transaction identity is still verified at the portable radio communication device by a user verification, which  
25 verification connected to the unique transaction identity is sent to the transaction server. The transaction connected to the unique transaction identity is thereafter finalized based on the information of the transaction and the unique transaction identity, and a transaction receipt of the  
30 finalized transaction is sent from the transaction server to the first and second transaction parts. Also in this reverse procedure both transaction parts have individually put themselves in an active transaction state on the transaction

server. Without both transaction parts in the active transaction state the transaction will not be finalized.

A similar method can be used for e.g. Internet bank login, or other kinds of secure login or secure authentication.

5 Instead of requesting a transaction identity from the transaction server a predefined identity is utilized, known by both the first transaction part and the transaction server, such as a social security number, account number or similar. The user of the first transaction part preferably  
10 enters this predefined identity at the second transaction part and thereby initiates the login at the second transaction part. Alternatively the first and second transaction parts are e.g. equipped with electronic communication means, providing the possibility for the first  
15 transaction part to enter the predefined identity at the second transaction part without the user needing to perform it manually. The user of the first transaction part also selects a "secure login" section of the user transaction software to connect the portable radio communication device  
20 to the transaction server and thereby puts the first transaction part in an active transaction state on the transaction server.

After receiving the predefined identity at the second transaction part the second transaction part puts itself in  
25 an active transaction state on the transaction server and requests a verification connected to the login of the transaction server, based on the predefined identity. The transaction server checks that the portable radio communication device corresponding to the predefined  
30 identity is connected to the transaction server, at least by checking that the first transaction part is in an active transaction state on the transaction server. The transaction

server preferably additionally requests a verification connected to the login from the first transaction part, or alternatively checks that the portable radio communication device of the first transaction part is on, which is  
5 performed without any active action by the user thereof.

The verification in the portable radio communication device is e.g. a PIN. The transaction server will when both transaction part are in the active state, or after verification when used, send a verification to the second  
10 transaction part confirming that the portable radio communication device has been verified, which will allow log in of the first transaction part into the second transaction part. In this case no PIN or other password has been transferred via the Internet connection. Further, the PIN  
15 has not been transferred between the transaction server and the second transaction part. The second part is only receives a confirmation that the identification is verified. Transactions at the second transaction part can hereafter be performed as previously described.

20 Examples of different transaction are e.g. point of sales (POS) transaction, person to person (P2P) transfer, micro payments, person to machine (vending machine) transaction, secure identification, electronic identification, secure authentication, etc.

25 It will be obvious that the present invention may be varied in a plurality of ways. Such variations are not to be regarded as departure from the scope of the present invention as defined by the appended claims. All such variations as would be obvious for a person skilled in the  
30 art are intended to be included within the scope of the present invention as defined by the appended claims.

**CLAIMS**

1. A method for a secure transaction utilizing a portable radio communication device (10) comprising the steps of:

- 5 - initiating, by wireless encrypted communication, said portable radio communication device on a predefined transaction server (12), which portable radio communication device thereby is put in an active transaction state as a first transaction part on said transaction server, a user transaction software in said portable radio communication  
10 device has been installed through an authenticated service provider, wherein a user securely is identified and tied to the installation;
- initiating, by a transaction identity, a transaction (13) between said first transaction part utilizing said user  
15 transaction software in said portable radio communication device and a second transaction part (11) utilizing a service provider software;
- initiating said second transaction part on said predefined transaction server (12), which second transaction part  
20 thereby is put in an active transaction state on said transaction server;
- sending (15) information of said transaction connected to said transaction identity from said second transaction part to said predefined transaction server;
- 25 - identifying said first transaction part and said second transaction part on said transaction server by said transaction identity and checking that said first transaction part and said second transaction part are in said active transaction state on said transaction server;

- finalizing said transaction connected to said transaction identity based on said information of said transaction and said transaction identity; and

5 - sending (14, 15) a transaction receipt of the finalized transaction connected to said transaction identity from said transaction server to said first and second transaction parts.

2. The method according to claim 1, wherein said transaction identity is created by said transaction server upon request  
10 from said first transaction part and send to said first transaction part.

3. The method according to claim 2, wherein said transaction identity is a unique transaction identity and reusable for another transaction after the transaction receipt has been  
15 sent.

4. The method according to claim 1, wherein said transaction identity is predefined and known by said transaction part and said first transaction part.

5. The method as claimed in any of claims 1-4, comprising  
20 the steps of:

- sending (14), by wireless communication, said information of said transaction connected to said transaction identity from said predefined transaction server to said first transaction part, wherein the transmission is encrypted;

25 - verifying said transaction connected to said transaction identity at said first transaction part by a user verification (6); and

- sending (14), by wireless communication, the verification connected to said transaction identity from said first

transaction part to said transaction server, wherein the transmission is encrypted.

6. The method according to claim 5, wherein said verification is performed by entering a personal  
5 identification number in said portable radio communication device.

7. A method for a secure transaction utilizing a portable radio communication device (10) comprising the following steps:

- 10 - installing (1) a user transaction software in said portable radio communication device (10) through an authenticated service provider, wherein a user securely is identified and tied to the installation;
- initiating, by a common unique transaction identity, a  
15 transaction (13) between a first transaction part utilizing said user transaction software in said portable radio communication device and a second transaction part utilizing a service provider software;
- communicating (14), by wireless communication, said unique  
20 transaction identity between said first transaction part and a predefined transaction server (12), wherein said communication is encrypted;
- sending (15) information of said transaction connected to said unique transaction identity from said second  
25 transaction part to said predefined transaction server;
- sending (14), by wireless communication, said information of said transaction connected to said unique transaction identity from said predefined transaction server to said

first transaction part, wherein the transmission is encrypted;

- verifying said transaction connected to said unique transaction identity at said first transaction part by a user verification (6);

- sending (14), by wireless communication, the verification connected to said unique transaction identity from said first transaction part to said transaction server, wherein the transmission is encrypted;

10 - finalizing said transaction connected to said unique transaction identity based on said information of said transaction and said unique transaction identity; and

- sending (14, 15) a transaction receipt of the finalized transaction connected to said unique transaction identity from said transaction server to said first and second transaction parts, wherein said first transaction part and said second transaction part have been connected to said transaction server during the whole transaction.

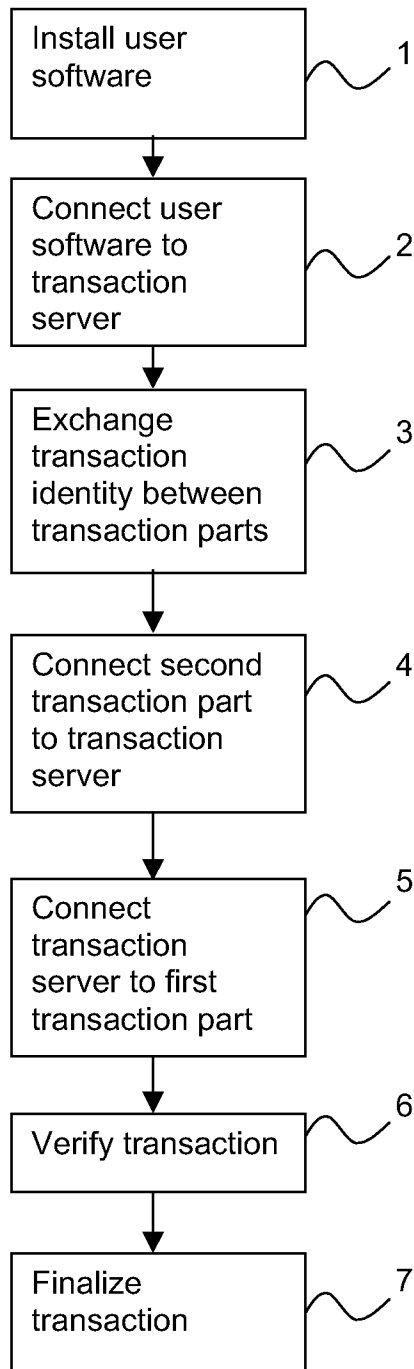
8. The method according to claim 7, wherein said unique transaction identity is reusable for another transaction after the transaction receipt has been sent.

9. The method according to claim 7 or 8, wherein said unique transaction identity is created by said transaction server upon request from said first transaction part.

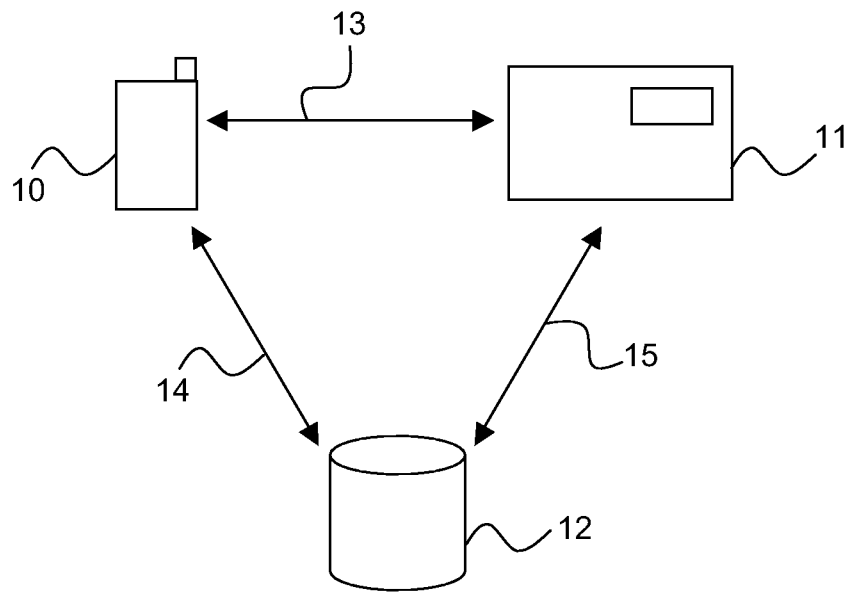
25 10. The method according to claim 7 or 8, wherein said transaction identity is predefined.

11. The method according to claim 7 or 8, wherein said unique transaction identity is created by said second transaction part.

12. The method according to any of claims 7-11, wherein said verification is performed by entering a personal identification number in said portable radio communication device.



**Fig. 1**



**Fig. 2**

## INTERNATIONAL SEARCH REPORT

International application No.

PCT/SE2008/051403

## A. CLASSIFICATION OF SUBJECT MATTER

IPC: see extra sheet

According to International Patent Classification (IPC) or to both national classification and IPC

## B. FIELDS SEARCHED

Minimum documentation searched (classification system followed by classification symbols)

IPC: G06Q, H04L

Documentation searched other than minimum documentation to the extent that such documents are included in the fields searched

SE,DK,FI,NO classes as above

Electronic data base consulted during the international search (name of data base and, where practicable, search terms used)

EPO-INTERNAL, WPI DATA, PAJ, INSPEC, COMPDX

## C. DOCUMENTS CONSIDERED TO BE RELEVANT

Category*	Citation of document, with indication, where appropriate, of the relevant passages	Relevant to claim No.
X	US 20050187873 A1 (YANNIS LABROU ET AL), 25 August 2005 (25.08.2005), paragraphs[0041]-[0043],[0051],[0059]-[0070], [0079]-[0086],[0091] --	1-12
A	US 6889325 B1 (W.SIPMAN ET AL), 3 May 2005 (03.05.2005), column 1, line 48 - column 2, line 64 --	1-12
A	US 20020181710 A1 (K.ADAM ET AL), 5 December 2002 (05.12.2002), abstract --	1-12

 Further documents are listed in the continuation of Box C. See patent family annex.

\* Special categories of cited documents:

"A" document defining the general state of the art which is not considered to be of particular relevance

"E" earlier application or patent but published on or after the international filing date

"L" document which may throw doubts on priority claim(s) or which is cited to establish the publication date of another citation or other special reason (as specified)

"O" document referring to an oral disclosure, use, exhibition or other means

"P" document published prior to the international filing date but later than the priority date claimed

"T" later document published after the international filing date or priority date and not in conflict with the application but cited to understand the principle or theory underlying the invention

"X" document of particular relevance: the claimed invention cannot be considered novel or cannot be considered to involve an inventive step when the document is taken alone

"Y" document of particular relevance: the claimed invention cannot be considered to involve an inventive step when the document is combined with one or more other such documents, such combination being obvious to a person skilled in the art

"&amp;" document member of the same patent family

Date of the actual completion of the international search

5 March 2009

Date of mailing of the international search report

10-03-2009

Name and mailing address of the ISA/

Swedish Patent Office

Box 5055, S-102 42 STOCKHOLM

Facsimile No. +46 8 666 02 86

Authorized officer

Frida Holmberg/ itw

Telephone No. +46 8 782 25 00

## INTERNATIONAL SEARCH REPORT

International application No.  
PCT/SE2008/051403

C (Continuation). DOCUMENTS CONSIDERED TO BE RELEVANT		
Category*	Citation of document, with indication, where appropriate, of the relevant passages	Relevant to claim No.
A	EP 1772832 A1 (BAS BAYOD ET AL), 11 April 2007 (11.04.2007), paragraphs [0001]-[0005], [0014]-[0020] --	1-12
A	US 20040107170 A1 (Y.LABROUET AL), 3 June 2004 (03.06.2004), abstract --	1-12
A	US 20040148252 A1 (J.FLEISHMAN), 29 July 2004 (29.07.2004), abstract -- -----	1-12

INTERNATIONAL SEARCH REPORT

International application No.  
PCT/SE2008/051403

**International patent classification (IPC)**  
**G06Q 20/00 (2006.01)**

**Download your patent documents at [www.prv.se](http://www.prv.se)**

The cited patent documents can be downloaded at [www.prv.se](http://www.prv.se) by following the links:

- In English/Searches and advisory services/Cited documents (service in English) or
- e-tjänster/anförda dokument (service in Swedish).

Use the application number as username.

The password is **UADRXCZT**.

Paper copies can be ordered at a cost of 50 SEK per copy from PRV InterPat (telephone number 08-782 28 85).

Cited literature, if any, will be enclosed in paper form.

**INTERNATIONAL SEARCH REPORT**  
Information on patent family members

International application No.  
PCT/SE2008/051403

US	20050187873	A1	25/08/2005	NONE		
US	6889325	B1	03/05/2005	NONE		
US	20020181710	A1	05/12/2002	NONE		
EP	1772832	A1	11/04/2007	ES	2263344 A,B	16/11/2007
				US	20080091614 A	17/04/2008
				WO	2006016000 A	16/02/2006
US	20040107170	A1	03/06/2004	NONE		
US	20040148252	A1	29/07/2004	NONE		