



US00D433320S

# United States Patent [19]

[11] Patent Number: Des. 433,320

Ware et al.

[45] Date of Patent: \*\* Nov. 7, 2000

[54] FURNITURE PAD

[57] CLAIM

[76] Inventors: Anthony L Ware; Delaney L Ware,  
both of 2606 Gibbons Ave., Baltimore,  
Md. 21214

The ornamental design for a furniture pad, as shown and described.

[\*\*] Term: 14 Years

### DESCRIPTION

[21] Appl. No.: 29/113,006

FIG. 1 is a front elevational view of the furniture pad of the present invention;

[22] Filed: Oct. 28, 1999

FIG. 2 is a rear elevational view of the furniture pad of FIG. 1;

[51] LOC (7) Cl. .... 08-09

[52] U.S. Cl. .... D8/402

[58] Field of Search ..... D8/400, 402; 16/86 A,  
16/86 R, 86 B, 82; 248/345.1

FIG. 3 is a left side elevational view of the furniture pad of FIG. 1; the right view being a mirror image thereof;

FIG. 4 is a top plan view of the furniture pad of FIG. 1;

[56] References Cited

FIG. 5 is a bottom plan view of the furniture pad of FIG. 1; and,

#### U.S. PATENT DOCUMENTS

D. 419,862 2/2000 Berger ..... D8/402  
5,603,141 2/1997 Gledhill ..... 16/86 A  
5,842,674 12/1998 Freeman ..... 248/345.1

FIG. 6 is a top, front, right side perspective view of the furniture pad of FIG. 1.


The broken lines showing of a chair in FIG. 6 is for illustrative purposes only and form no part of the claimed design.


#### OTHER PUBLICATIONS

Bumpon Protective Products, Item SJ-5312, Jan. 1995.

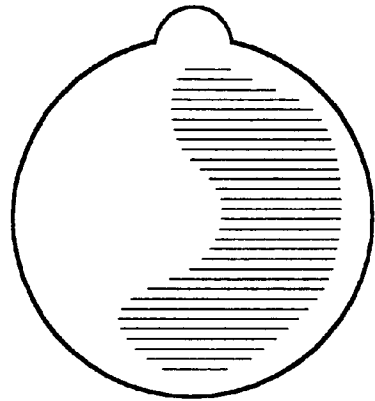
Primary Examiner—Susan J. Lucas  
Assistant Examiner—Jennifer Rivard

1 Claim, 2 Drawing Sheets





*Fig. 1*




*Fig. 2*



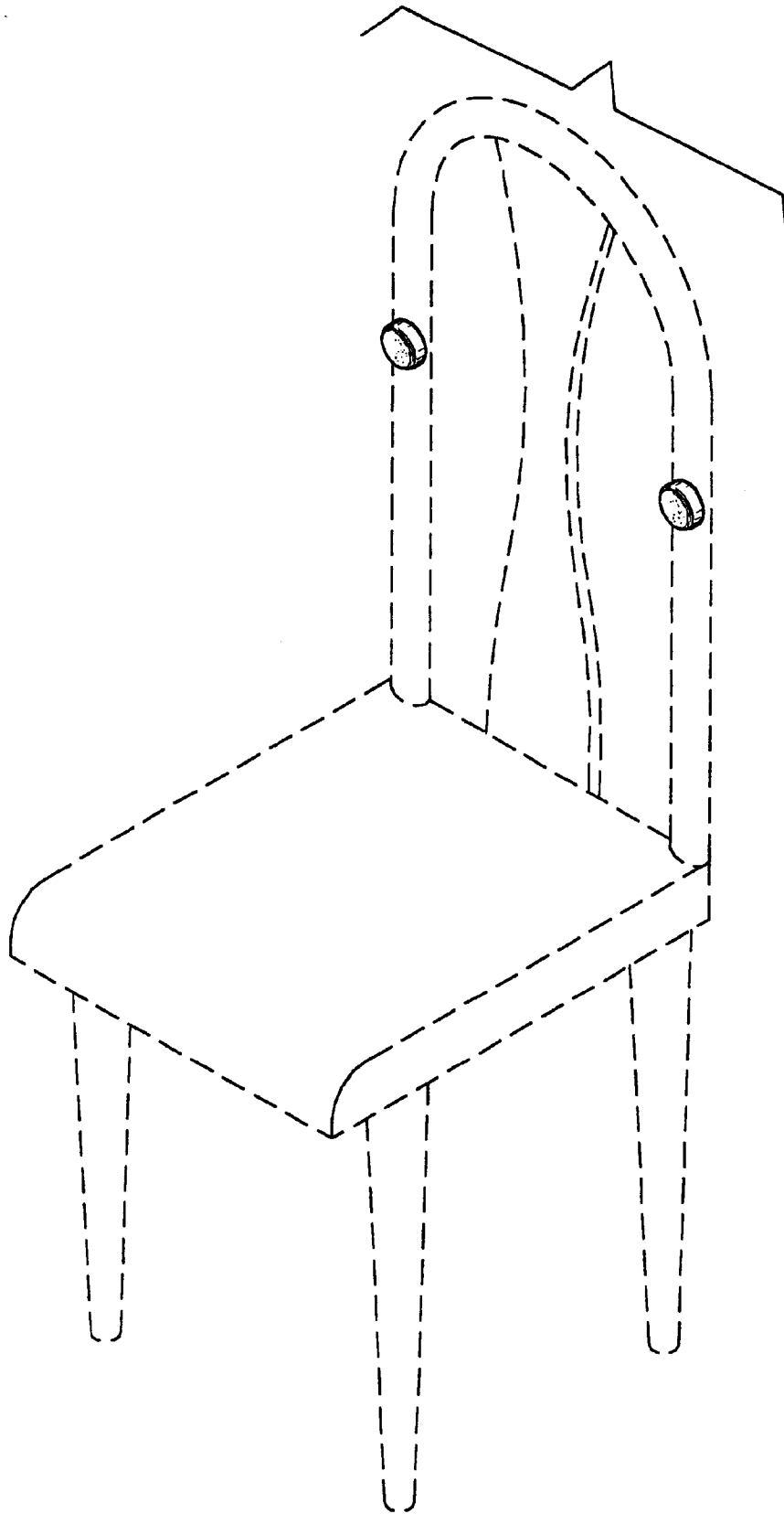
*Fig. 3*



*Fig. 4*



*Fig. 5*



*Fig. 6*