

M. A. WETZEL.
WEARING APPAREL.
APPLICATION FILED SEPT. 12, 1918.

1,302,108.

Patented Apr. 29, 1919.

Fig. 1.

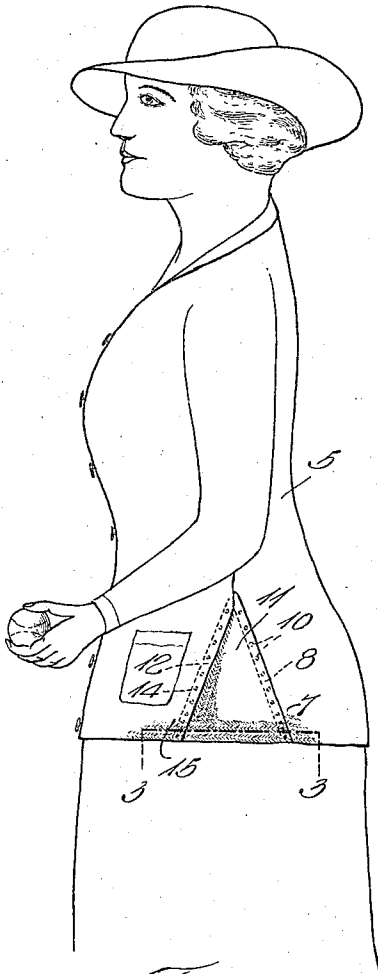


Fig. 2.




Fig. 5.

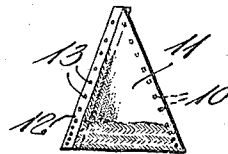


Fig. 3.


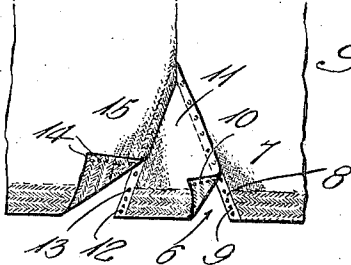


Fig. 4.



Inventor
Max. A. Wetzel

By *Norman J. Whitaker*
his Attorney

UNITED STATES PATENT OFFICE.

MAX ARNO WETZEL, OF MERRILL, WISCONSIN.

WEARING-APPAREL.

1,302,108.

Specification of Letters Patent. Patented Apr. 29, 1919.

Application filed September 12, 1918. Serial No. 253,781.

To all whom it may concern:

Be it known that I, MAX A. WETZEL, who has announced his intention of becoming a citizen of the United States, and a resident of Merrill, in the county of Lincoln and State of Wisconsin, have invented new and useful Improvements in Wearing-Apparel, of which the following is a specification.

This invention relates to wearing apparel and has particular reference to outer garments such as coats, sweaters, and the like.

An important object of the invention is to provide in an outer garment a means whereby a circumferential adjustment of the same may be easily made.

Other objects and advantages of the invention will be apparent during the course of the following description taken in connection with the accompanying drawings.

In the drawings, forming a part of this specification and in which like numerals are employed to designate like parts throughout the same,

Figure 1 is a side view of a garment embodying my invention, a maximum circumferential adjustment of the same being illustrated,

Fig. 2 is a similar view of the same showing a minimum circumferential adjustment of the same,

Fig. 3 is a sectional view taken on line 3-3 of Fig. 1,

Fig. 4 is an enlarged view showing an inset partially removed from the garment, and,

Fig. 5 is an enlarged view of an inset disassociated from the garment.

In the drawings, wherein for the purpose of illustration is shown the preferred form of my invention, the numeral 5 indicates a sweater, each side of which is provided with a slit, one of which is indicated by the numeral 6 as clearly shown in Fig. 4. To that portion of the sweater adjacent the slit 6, which portion is indicated by the numeral 7, there is secured a binding 8, which binding carries a plurality of heads 9 arranged to cooperate with a plurality of sockets 10 which are disposed at intervals along one edge of a triangular shaped inset 11. To the opposite edge of the triangular inset 11 there is secured a binding 12 which carries a plurality of heads 13 similar to those indicated by the numeral 9. These

heads are spaced with respect to each other and arranged to cooperate with a plurality of sockets 14 carried by the portion 15 of the sweater 5, the portion 15 being arranged adjacently to the slit 6 as clearly shown in Fig. 4.

In use, when it is desired to provide a maximum circumferential adjustment of the sweater the inset 11 may be fastened by means of the heads 9 and 13 which cooperate respectively with the sockets 10 and 14. Should it be desired to produce a minimum circumferential adjustment of the sweater the inset 11 may be readily removed from the position clearly shown in Fig. 1 whereupon the head 9 carried by the portion 7 may be inserted into the sockets 14 carried by the portion 15 thereby securing the two portions 7 and 15 together in the position shown in Fig. 2.

It is to be understood that the form of my invention herewith shown and described is to be taken as a preferred example of the same, and that various changes in the shape, size, and arrangement of parts may be resorted to without departing from the spirit of the invention or the scope of the subjoined claim.

Having thus described my invention, what I claim as new and desire to secure and protect by Letters Patent of the United States, is:

The combination with a garment having a plurality of slits arranged therein, of a plurality of heads secured to the garment adjacent said slits, said heads being arranged in rows extending throughout the length of said slit, a plurality of sockets secured to said garment adjacent said slits, said sockets being arranged in rows extending throughout the length of said slits, a triangular-shaped removable inset provided with a plurality of heads and a plurality of sockets, the heads carried by the inset being arranged to engage the sockets carried by the garment, the heads carried by the garment being arranged to engage the sockets carried by the inset, the heads and sockets of the garment being adapted to engage each other when the inset is removed to retain the edges of the garment adjacent said slit in engagement with each other.

MAX ARNO WETZEL.