

(12) STANDARD PATENT
(19) AUSTRALIAN PATENT OFFICE

(11) Application No. **AU 2018304380 B2**

(54) Title
S-enantiomers of beta-hydroxybutyrate and butanediol and methods for using same

(51) International Patent Classification(s)
C07C 69/675 (2006.01) **A61K 31/22** (2006.01)

(21) Application No: **2018304380** (22) Date of Filing: **2018.07.19**

(87) WIPO No: **WO19/018683**

(30) Priority Data

(31) Number	(32) Date	(33) Country
62/535,754	2017.07.21	US

(43) Publication Date: **2019.01.24**

(44) Accepted Journal Date: **2022.12.15**

(71) Applicant(s)
Buck Institute for Research on Aging;The Regents of the University of California;The J. David Gladstone Institutes, A Testamentary Trust Established Under The Will of J. David Gladstone

(72) Inventor(s)
VERDIN, Eric;NEWMAN, John C.

(74) Agent / Attorney
Pizzseys Patent and Trade Mark Attorneys Pty Ltd, GPO Box 1374, Brisbane, QLD, 4001, AU

(56) Related Art
WO 2016/123229 A1



(51) International Patent Classification:

A61K 31/22 (2006.01) C07C 69/675 (2006.01)

(21) International Application Number:

PCT/US2018/042948

(22) International Filing Date:

19 July 2018 (19.07.2018)

(25) Filing Language:

English

(26) Publication Language:

English

(30) Priority Data:

62/535,754 21 July 2017 (21.07.2017) US

(71) Applicants: **BUCK INSTITUTE FOR RESEARCH ON AGING** [US/US]; 8001 Redwood Boulevard, Novato, California 94945 (US). **THE REGENTS OF THE UNIVERSITY OF CALIFORNIA** [US/US]; 1111 Franklin Street, 12th Floor, Oakland, California 94607-5200 (US). **THE J. DAVID GLADSTONE INSTITUTES** [US/US]; 1650 Owens Street, San Francisco, California 94158 (US).

(72) Inventors: **VERDIN, Eric**; 141 Tamalpais Avenue, Mill Valley, California 95941 (US). **NEWMAN, John C.**; 545 Burnett Avenue, #102, San Francisco, California 94131 (US).

(74) Agent: **HUNTER, Tom** et al.; WEAVER AUSTIN VILLENEUVE & SAMPSON, LLP, P.O. Box 70250, Oakland, California 94612-0250 (US).

(81) Designated States (unless otherwise indicated, for every kind of national protection available): AE, AG, AL, AM,

AO, AT, AU, AZ, BA, BB, BG, BH, BN, BR, BW, BY, BZ, CA, CH, CL, CN, CO, CR, CU, CZ, DE, DJ, DK, DM, DO, DZ, EC, EE, EG, ES, FI, GB, GD, GE, GH, GM, GT, HN, HR, HU, ID, IL, IN, IR, IS, JO, JP, KE, KG, KH, KN, KP, KR, KW, KZ, LA, LC, LK, LR, LS, LU, LY, MA, MD, ME, MG, MK, MN, MW, MX, MY, MZ, NA, NG, NI, NO, NZ, OM, PA, PE, PG, PH, PL, PT, QA, RO, RS, RU, RW, SA, SC, SD, SE, SG, SK, SL, SM, ST, SV, SY, TH, TJ, TM, TN, TR, TT, TZ, UA, UG, US, UZ, VC, VN, ZA, ZM, ZW.

(84) Designated States (unless otherwise indicated, for every kind of regional protection available): ARIPO (BW, GH, GM, KE, LR, LS, MW, MZ, NA, RW, SD, SL, ST, SZ, TZ, UG, ZM, ZW), Eurasian (AM, AZ, BY, KG, KZ, RU, TJ, TM), European (AL, AT, BE, BG, CH, CY, CZ, DE, DK, EE, ES, FI, FR, GB, GR, HR, HU, IE, IS, IT, LT, LU, LV, MC, MK, MT, NL, NO, PL, PT, RO, RS, SE, SI, SK, SM, TR), OAPI (BF, BJ, CF, CG, CI, CM, GA, GN, GQ, GW, KM, ML, MR, NE, SN, TD, TG).

Published:

— with international search report (Art. 21(3))

(54) Title: S-ENANTIOMERS OF BETA-HYDROXYBUTYRATE AND BUTANEDIOL AND METHODS FOR USING SAME

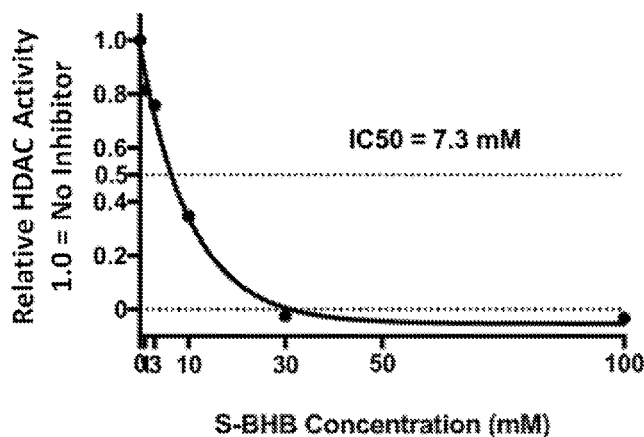


Fig. 2

(57) Abstract: In various embodiments a compound comprising the enantiomerically enriched S-isomer S-BHB-S-1,3-butanediol is provided along with methods of use thereof.



S-ENANTIOMERS OF BETA-HYDROXYBUTYRATE AND BUTANEDIOL AND METHODS FOR USING SAME

CROSS-REFERENCE TO RELATED APPLICATIONS

[0001] This application claims benefit of and priority to USSN 62/535,754, filed on
5 July 21, 2017, which is incorporated herein by reference in its entirety for all purposes.

STATEMENT OF GOVERNMENTAL SUPPORT

[0002] This invention was made with government support under Grant No.
R24DK085610 and K08AG048354 both awarded by the National Institutes of Health. The
Government has certain rights in this invention.

10

BACKGROUND

[0003] Ketogenic diets and ketone bodies are of interest for the treatment of a
variety of human disorders including epilepsy, dementia and diseases of aging. Ketone
bodies are small compounds created from fat that serve as a substitute for sugar when the
body's energy stores are depleted, such as when fasting or during strenuous exercise.
15 Ketogenic diets stimulate the production of ketone bodies by containing very little sugar or
other carbohydrates. The primary ketone bodies in humans are acetoacetate (AcAc) and β -
hydroxybutyrate (BHB), in particular, the R-enantiomer of BHB. Ketogenic diets are used
clinically as a therapy for epilepsy, but they are often difficult to adhere to for long periods
of time. The extremely high fat content (and low carbohydrate content) can make foods of a
20 ketogenic diet unpalatable, and sometimes cause gastrointestinal problems, kidney stones,
high cholesterol and other side effects.

[0004] The R-enantiomer of BHB is a metabolic intermediate that is a currency for
generating cellular energy, but also has several signaling functions separate from energy
production. Either or both of the energy and signaling functions may be important for
25 BHB's effects on human disease. During times of scarce glucose, for example during
fasting or strenuous exercise, BHB is the currency by which energy stored in adipose tissue
is turned into fuel that can be used by cells throughout the body to sustain their functions.
Fat mobilized from adipose tissue is transported to the liver and converted into BHB. BHB
circulates in the blood to all tissue. After being absorbed into a cell, BHB is broken down
30 in the mitochondria to generate acetyl-CoA that is further metabolized into ATP. This is the
canonical "energy currency" function of BHB.

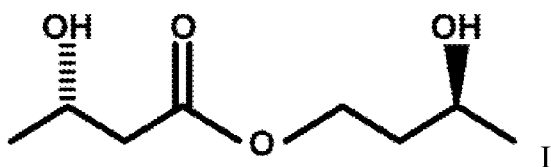
[0005] In addition, BHB is believed to have several signaling functions. Most of these are independent of its function as an energy currency, in that they are actions of the BHB molecule itself, and are not generally secondary effects of its metabolism into acetyl-CoA and ATP. Signaling functions may include, but are not limited to: 1) inhibition of class I and IIa histone deacetylases, with resulting changes in histone modifications and gene expression, as well as changes in acetylation state and activity of non-histone proteins; 2) metabolism into acetyl-CoA results in increased cellular production of acetyl-coA to serve as substrate for acetyltransferase enzymes, resulting in similar changes in histone and non-histone protein acetylation as deacetylase inhibition; 3) covalent attachment to histones and possibly other proteins in the form of lysine- β -hydroxybutyrylation, which may have similar effects as lysine-acetylation; 4) binding and activation of the hydroxycarboxylic acid receptor 2 (HCR2) receptor with resultant alterations in adipose tissue metabolism; 5) binding and inhibition of free fatty acid receptor 3 (FFAR3) receptor with resultant changes in sympathetic nervous system activation and whole-body metabolic rate; and 6) inhibition of the NOD-like receptor 3 (NLRP3) inflammasome.

SUMMARY

[0006] In certain embodiments compositions and methods are provided herein that reflect the discovery that the S enantiomer of beta-hydroxybutyrate (S-BHB) retains the natural signaling activities that are observed for the R-enantiomer. However the S-enantiomer provides improved pharmacokinetics as compared to the R-enantiomer. In particular, the S-enantiomer provides substantially improved serum half-life. Accordingly in certain embodiments methods of use of the S-enantiomer or BHB are provided. Additionally, a novel compound, S-BHB-S-1,3-butanediol, is provided as well as methods of use of this compound.

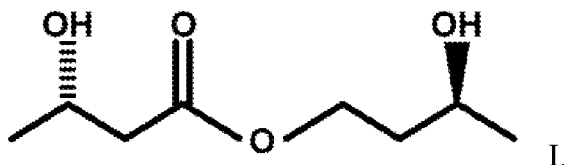
[0007] Various embodiments contemplated herein may include, but need not be limited to, one or more of the following:

[0008] Embodiment 1: A compound comprising an S enantiomer of beta-hydroxybutyrate-1,3-butanediol according to Formula I:



or a pharmaceutically acceptable solvate thereof.

[0009] Embodiment 2: A composition comprising betahydroxybutyrate-1,3-butanediol enriched for the enantiomer S-BHB-S-1,3-butanediol represented by Formula I:



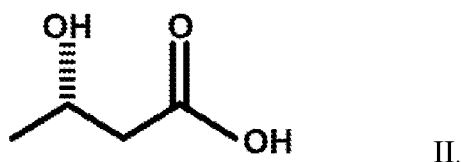
[0010] Embodiment 3: The composition of embodiment 2, wherein the enantiomer of Formula I comprise at least about 90% of the betahydroxybutyrate-1,3-butanediol comprising said composition.

[0011] Embodiment 4: The composition of embodiment 2, wherein the enantiomer of Formula I comprise at least about 95% of the betahydroxybutyrate-1,3-butanediol comprising said composition.

10 [0012] Embodiment 5: The composition of embodiment 2, wherein the enantiomer of Formula I comprise at least about 99% of the betahydroxybutyrate-1,3-butanediol comprising said composition.

[0013] Embodiment 6: A pharmaceutical formulation comprising a compound of embodiment 1 and/or a composition according to any one of embodiments 2-5, and a
15 pharmaceutically acceptable carrier.

[0014] Embodiment 7: A pharmaceutical formulation comprising: a pharmaceutically acceptable carrier: and beta-hydroxybutyrate where said beta-hydroxybutyrate is enriched for the enantiomer S-BHB represented by Formula II:



20 [0015] Embodiment 8: The formulation of embodiment 7, wherein the enantiomer of Formula II comprises at least about 90% of the beta-hydroxybutyrate comprising said formulation.

[0016] Embodiment 9: The formulation of embodiment 7, wherein the enantiomer of Formula II comprises at least about 95% of the beta-hydroxybutyrate comprising said
25 formulation.

[0017] Embodiment 10: The formulation of embodiment 7, wherein the enantiomer of Formula II comprises at least about 99% of the beta-hydroxybutyrate comprising said formulation.

5 [0018] Embodiment 11: The formulation according to any one of embodiments 6-10, wherein said formulation is for administration via a modality selected from the group consisting of intraperitoneal administration, topical administration, oral administration, inhalation administration, transdermal administration, subdermal depot administration, and rectal administration.

10 [0019] Embodiment 12: The formulation according to any one of embodiments 6-10, wherein said formulation is substantially sterile.

[0020] Embodiment 13: The formulation according to any one of embodiments 6-12, wherein said formulation meets FDA manufacturing guidelines for orally administered pharmaceuticals.

15 [0021] Embodiment 14: The formulation according to any one of embodiments 6-13, wherein said formulation is a unit dosage formulation.

[0022] Embodiment 15: An ingestible composition that comprises a compound according to any one of embodiments a compound of embodiment 1, and/or a composition according to any one of embodiments 2-5, and/or a substantially pure S-BHB enantiomer, and a dietetically or pharmaceutically acceptable carrier.

20 [0023] Embodiment 16: The composition of embodiment 15, wherein said composition comprises a compound of embodiment 1, and/or a composition according to any one of embodiments 2-5.

[0024] Embodiment 17: The composition of embodiment 15, wherein said composition comprises a substantially pure S-BHB enantiomer.

25 [0025] Embodiment 18: The composition according to any one of embodiments 15-17, wherein said composition comprises a dietetically acceptable carrier.

[0026] Embodiment 19: The composition of embodiment 18, wherein said composition comprises a food product, a beverage, a drink, a food supplement, a dietary supplement, a functional food, or a nutraceutical.

[0027] Embodiment 20: A food supplement comprising a compound of embodiment 1, and/or a composition according to any one of embodiments 2-5, and/or a substantially pure S-BHB enantiomer.

5 [0028] Embodiment 21: The food supplement of embodiment 20, wherein said composition comprises a compound of embodiment 1, and/or a composition according to any one of embodiments 2-5.

[0029] Embodiment 22: The food supplement of embodiment 20, wherein said composition comprises a substantially pure S-BHB enantiomer.

[0030] Embodiment 23: A composition comprising:

10 [0031] a food supplement comprising a compound of embodiment 1 and/or a composition according to any one of embodiments 2-5, and/or a substantially pure S-BHB enantiomer; and

[0032] one or more components of a ketogenic diet.

[0033] Embodiment 24: The composition of embodiment 23, wherein the
15 compound and/or said substantially pure S-BHB enantiomer is present in the composition in an amount of from about 1% w/w to about 25% w/w.

[0034] Embodiment 25: The composition of embodiment 23, wherein the compound and/or said substantially pure S-BHB enantiomer is present in the composition in an amount of from about 5% w/w to about 15% w/w.

20 [0035] Embodiment 26: The composition of embodiment 23, wherein the compound and/or said substantially pure S-BHB enantiomer is present in the composition in an amount of about 10% w/w.

[0036] Embodiment 27: The composition according to any one of embodiments 23-26, wherein the ketogenic diet comprises a ratio by mass of fat to protein and carbohydrates
25 of from about 2:1 to about 10:1.

[0037] Embodiment 28: The composition of embodiment 23-26, wherein the ketogenic diet comprises a ratio by mass of fat to protein and carbohydrates of from about 3:1 to about 6:1.

[0038] Embodiment 29: The composition according to embodiment 23-26, wherein
30 the ketogenic diet comprises a ratio by mass of fat to protein and carbohydrates of about 4:1.

[0039] Embodiment 30: A method of treating dementia or other neurocognitive disorder, said method comprising administering to a subject in need thereof an effective amount of a compound of embodiment 1, and/or a composition according to any one of embodiments 2-5, and/or pharmaceutical formulation according to any one of embodiments 5 6-14.

[0040] Embodiment 31: The method of embodiment 30, wherein said method comprises treating mild cognitive impairment or Alzheimer's disease, and method comprises administering to a subject in need thereof a compound of embodiment 1, and/or a composition according to any one of embodiments 2-5, and/or pharmaceutical formulation 10 according to any one of embodiments 6-14 in an amount sufficient to ameliorate one or more symptoms of Mild Cognitive Impairment and/or Alzheimer's disease.

[0041] Embodiment 32: A method of preventing or delaying the onset of a pre-Alzheimer's condition and/or cognitive dysfunction, and/or ameliorating one or more symptoms of a pre-Alzheimer's condition and/or cognitive dysfunction, or preventing or 15 delaying the progression of a pre-Alzheimer's condition or cognitive dysfunction to Alzheimer's disease, said method comprising: administering to a subject in need thereof a compound of embodiment 1, and/or a composition according to any one of embodiments 2-5, and/or pharmaceutical formulation according to any one of embodiments 6-14 in an amount sufficient to prevent or delay the onset of a pre-Alzheimer's cognitive dysfunction, 20 and/or to ameliorate one or more symptoms of a pre-Alzheimer's cognitive dysfunction, and/or to prevent or delay the progression of a pre-Alzheimer's cognitive dysfunction to Alzheimer's disease.

[0042] Embodiment 33: The method of embodiment 32, wherein said method is a method of preventing or delaying the transition from a cognitively asymptomatic pre- 25 Alzheimer's condition to a pre-Alzheimer's cognitive dysfunction.

[0043] Embodiment 34: The method of embodiment 32, wherein said method is a method of preventing or delaying the onset of a pre-Alzheimer's cognitive dysfunction.

[0044] Embodiment 35: The method of embodiment 32, wherein said method comprises ameliorating one or more symptoms of a pre-Alzheimer's cognitive dysfunction.

30 **[0045]** Embodiment 36: The method of embodiment 32, wherein said method comprises preventing or delaying the progression of a pre-Alzheimer's cognitive dysfunction to Alzheimer's disease.

[0046] Embodiment 37: The method according to any one of embodiments 30-36, wherein said subject exhibits biomarker positivity of A β in a clinically normal human subject age 50 or older.

5 [0047] Embodiment 38: The method according to any one of embodiments 30-37, wherein said subject exhibits asymptomatic cerebral amyloidosis.

[0048] Embodiment 39: The method according to any one of embodiments 30-37, wherein said subject exhibits cerebral amyloidosis in combination with downstream neurodegeneration.

10 [0049] Embodiment 40: The method of embodiment 39, wherein said downstream neurodegeneration is determined by one or more elevated markers of neuronal injury selected from the group consisting of tau, and FDG uptake.

[0050] Embodiment 41: The method according to any one of embodiments 30-36, wherein said subject is a subject diagnosed with mild cognitive impairment.

15 [0051] Embodiment 42: The method according to any one of embodiments 30-41, wherein said subject shows a clinical dementia rating above zero and below about 1.5.

[0052] Embodiment 43: The method according to any one of embodiments 30-36, wherein the subject is at risk of developing Alzheimer's disease.

[0053] Embodiment 44: The method according to any one of embodiments 30-43, wherein the subject has a familial risk for having Alzheimer's disease.

20 [0054] Embodiment 45: The method according to any one of embodiments 30-43, wherein the subject has a familial Alzheimer's disease (FAD) mutation.

[0055] Embodiment 46: The method according to any one of embodiments 30-43, wherein the subject has the APOE ϵ 4 allele.

25 [0056] Embodiment 47: The method according to any one of embodiments 30-46, wherein administration of said compound delays or prevents the progression of MCI to Alzheimer's disease.

[0057] Embodiment 48: The method according to any one of embodiments 30-47, wherein said administration produces a reduction in the CSF of levels of one or more components selected from the group consisting of A β 42, sAPP β , total-Tau (tTau), phospho-Tau (pTau), APPneo, soluble A β 40, pTau/A β 42 ratio and tTau/A β 42 ratio, and/or an increase in the CSF of levels of one or more components selected from the group consisting

30

of A β 42/A β 40 ratio, A β 42/A β 38 ratio, sAPP α , sAPP α /sAPP β ratio, sAPP α /A β 40 ratio, and sAPP α /A β 42 ratio.

5 **[0058]** Embodiment 49: The method according to any one of embodiments 30-48, wherein said administration produces an improvement in the cognitive abilities of the subject.

[0059] Embodiment 50: The method according to any one of embodiments 30-48, wherein said administration produces an improvement in, a stabilization of, or a reduction in the rate of decline of the clinical dementia rating (CDR) of the subject.

10 **[0060]** Embodiment 51: A method of reducing epileptiform activity in the brain of a subject, said method comprising administering to said subject an effective amount of a compound of embodiment 1, and/or a composition according to any one of embodiments 2-5, and/or pharmaceutical formulation according to any one of embodiments 6-14.

[0061] Embodiment 52: The method of embodiment 51, wherein said effective amount is sufficient to reduce epileptiform activity in the brain of said subject.

15 **[0062]** Embodiment 53: A method for treating, in a subject, one or more of epilepsy, Parkinson's disease, heart failure, traumatic brain injury, stroke, hemorrhagic shock, acute lung injury after fluid resuscitation, acute kidney injury, myocardial infarction, myocardial ischemia, diabetes, glioblastoma multiforme, diabetic neuropathy, prostate cancer, amyotrophic lateral sclerosis, Huntington's disease, cutaneous T cell lymphoma,
20 multiple myeloma, peripheral T cell lymphoma, HIV, Niemann-Pick Type C disease, age-related macular degeneration, gout, atherosclerosis, rheumatoid arthritis and multiple sclerosis comprising: administering to said subject an effective amount of a compound of embodiment 1, and/or a composition according to any one of embodiments 2-5, and/or pharmaceutical formulation according to any one of embodiments 6-14.

25 **[0063]** Embodiment 54: The method of embodiment 55, wherein the therapeutically effective amount is sufficient to reduce epileptiform activity in the brain of said subject.

[0064] Embodiment 55: A method of treating a condition which is caused by, exacerbated by or associated with elevated plasma levels of free fatty acids in a human or animal subject, which method comprises administering to the subject an effective amount of
30 a compound of embodiment 1, and/or a composition according to any one of embodiments 2-5, and/or pharmaceutical formulation according to any one of embodiments 6-14.

[0065] Embodiment 56: A method of treating a condition where weight loss or weight gain is implicated, which method comprises administering to a subject in need thereof an effective amount of a compound of embodiment 1, and/or a composition according to any one of embodiments 2-5, and/or pharmaceutical formulation according to
5 any one of embodiments 6-14.

[0066] Embodiment 57: A method of suppressing appetite, treating obesity, promoting weight loss, maintaining a healthy weight or decreasing the ratio of fat to lean muscle, said method comprising administering to a subject in need thereof an effective amount of a compound of embodiment 1, and/or a composition according to any one of
10 embodiments 2-5, and/or pharmaceutical formulation according to any one of embodiments 6-14.

[0067] Embodiment 58: A method of preventing or treating a condition selected from cognitive dysfunction, a neurodegenerative disease or disorder, muscle impairment, fatigue and muscle fatigue, said method comprising administering to a subject in need
15 thereof an effective amount of a compound of embodiment 1, and/or a composition according to any one of embodiments 2-5, and/or pharmaceutical formulation according to any one of embodiments 6-14.

[0068] Embodiment 59: A method of treating a subject suffering from a condition selected from diabetes, hyperthyroidism, metabolic syndrome X, or for treating a geriatric patient, said method comprising administering thereto an effective amount of a compound
20 of embodiment 1, and/or a composition according to any one of embodiments 2-5, and/or pharmaceutical formulation according to any one of embodiments 6-14.

[0069] Embodiment 60: A method of treating, preventing, or reducing the effects of, neurodegeneration, free radical toxicity, hypoxic conditions or hyperglycemia, said method comprising administering to a subject in need thereof an effective amount of a
25 compound of embodiment 1, and/or a composition according to any one of embodiments 2-5, and/or pharmaceutical formulation according to any one of embodiments 6-14.

[0070] Embodiment 61: A method of treating, preventing, or reducing the effects of, neurodegeneration, said method comprising an effective amount of a compound of
30 embodiment 1, and/or a composition according to any one of embodiments 2-5, and/or pharmaceutical formulation according to any one of embodiments 6-14.

[0071] Embodiment 62: A method according to any one of embodiments 60 or 61, wherein the neurodegeneration is caused by aging, trauma, anoxia or a neurodegenerative disease or disorder.

5 [0072] Embodiment 63: A method of preventing or treating a neurodegenerative disease or disorder selected from Alzheimer's disease, Parkinson's disease, amyotrophic lateral sclerosis, epilepsy, astrocytoma, glioblastoma and Huntington's chorea, said method comprising administering to a subject in need thereof an effective amount of a compound of embodiment 1, and/or a composition according to any one of embodiments 2-5, and/or pharmaceutical formulation according to any one of embodiments 6-14.

10 [0073] Embodiment 64: A method of promoting alertness or improving cognitive function in a subject, said method comprising administering to said subject an effective amount of a compound of embodiment 1, and/or a composition according to any one of embodiments 2-5, and/or pharmaceutical formulation according to any one of embodiments 6-14.

15 [0074] Embodiment 65: The method according to any one of embodiments 30-64, wherein said subject is a human.

[0075] Embodiment 66: The method according to any one of embodiments 30-64, wherein said subject is a non-human mammal.

DEFINITIONS

20 [0076] As used herein, the phrase "a subject in need thereof" refers to a subject, as described *infra*, that suffers or is at a risk of suffering (*e.g.*, pre-disposed such as genetically pre-disposed) from the diseases or conditions listed herein.

[0077] The terms "subject," "individual," and "patient" may be used interchangeably and refer to a mammal, preferably a human or a non-human primate, but also domesticated
25 mammals (*e.g.*, canine or feline), laboratory mammals (*e.g.*, mouse, rat, rabbit, hamster, guinea pig), and agricultural mammals (*e.g.*, equine, bovine, porcine, ovine). In various embodiments, the subject can be a human (*e.g.*, adult male, adult female, adolescent male, adolescent female, male child, female child) under the care of a physician or other health worker in a hospital, psychiatric care facility, as an outpatient, or other clinical context. In
30 certain embodiments, the subject may not be under the care or prescription of a physician or other health worker.

[0078] An "effective amount" refers to an amount effective, at dosages and for periods of time necessary, to achieve the desired therapeutic or prophylactic result. A "therapeutically effective amount" may vary according to factors such as the disease state, age, sex, and weight of the individual, and the ability of the pharmaceutical to elicit a desired response in the individual. A therapeutically effective amount is also one in which any toxic or detrimental effects of a treatment are substantially absent or are outweighed by the therapeutically beneficial effects. In certain embodiments the term "therapeutically effective amount" refers to an amount of an active agent or composition comprising the same that is effective to "treat" a disease or disorder in a mammal (*e.g.*, a patient or a non-human mammal). In one embodiment, a therapeutically effective amount is an amount sufficient to improve at least one symptom associated with a pathology such as mild cognitive impairment (MCI), Alzheimer's disease (AD), epilepsy, Parkinson's disease, heart failure, traumatic brain injury, stroke, hemorrhagic shock, acute lung injury after fluid resuscitation, acute kidney injury, myocardial infarction, myocardial ischemia, diabetes, glioblastoma multiforme, diabetic neuropathy, prostate cancer, amyotrophic lateral sclerosis, Huntington's disease, cutaneous T cell lymphoma, multiple myeloma, peripheral T cell lymphoma, HIV, Niemann-Pick Type C disease, age-related macular degeneration, gout, atherosclerosis, rheumatoid arthritis multiple sclerosis, and the like. In certain embodiments, an effective amount is an amount sufficient to prevent advancement or the disease, delay progression, or to cause regression of a disease, or which is capable of reducing symptoms caused by the disease,

[0079] A "prophylactically effective amount" refers to an amount effective, at dosages and for periods of time necessary, to achieve the desired prophylactic result. Typically but not necessarily, since a prophylactic dose is used in subjects prior to or at an earlier stage of disease, the prophylactically effective amount is less than the therapeutically effective amount.

[0080] The terms "treatment," "treating," or "treat" as used herein, refer to actions that produce a desirable effect on the symptoms or pathology of a disease or condition, particularly those that can be effected utilizing the compositions described herein, and may include, but are not limited to, even minimal changes or improvements in one or more measurable markers of the disease or condition being treated. Treatments also refers to delaying the onset of, retarding or reversing the progress of, reducing the severity of, or alleviating or preventing either the disease or condition to which the term applies, or one or more symptoms of such disease or condition. "Treatment," "treating," or "treat" does not

necessarily indicate complete eradication or cure of the disease or condition, or associated symptoms thereof. In one embodiment, treatment comprises improvement of at least one symptom of a disease being treated. The improvement may be partial or complete. The subject receiving this treatment is any subject in need thereof. Exemplary markers of clinical improvement will be apparent to persons skilled in the art.

[0081] The term "mitigating" refers to reduction or elimination of one or more symptoms of that pathology or disease, and/or a reduction in the rate or delay of onset or severity of one or more symptoms of that pathology or disease, and/or the prevention of that pathology or disease.

10 **[0082]** As used herein, the phrases "improve at least one symptom" or "improve one or more symptoms" or equivalents thereof, refer to the reduction, elimination, or prevention of one or more symptoms of pathology or disease.

[0083] The term "active agent" refers a chemical substance or compound that exerts a pharmacological action and is capable of treating, preventing or ameliorating one or more conditions/maladies (*e.g.*, Alzheimer's disease) as described herein. Examples of active agents of interest include S-BHB and S-BHB-S-1,3-butanediol described herein.

[0084] The term "substantially pure" when used with respect to enantiomers indicates that one particular enantiomer (*e.g.* an S enantiomer) is substantially free of its stereoisomer. In various embodiments substantially pure indicates that a particular enantiomer is at least 70%, or at least 80%, or at least 90%, or at least 95%, or at least 98%, or at least 99% of the purified compound. Methods of producing substantially pure enantiomers are well known to those of skill in the art.

BRIEF DESCRIPTION OF THE DRAWINGS

[0085] Figure 1 illustrates the structures of the R- and S- enantiomers of BHB (R-BHB and S-BHB respectively), the structures of the R- and S- enantiomers of 1,3-butanediol, and the structures of R-BHB-R-1,3-butanediol and S-BHB-S-1,3-butanediol. Note that the orientation of butanediol is reversed in the ester, as BHB and butanediol are joined "head to head".

[0086] Figure 2 illustrates the HDAC inhibition by the sodium salt of the R-enantiomer of BHB (R-BHB) (top) and the sodium salt of the S-enantiomer (S-BHB) (bottom).

DETAILED DESCRIPTION

[0087] In certain embodiments compositions and methods are provided herein that reflect the discovery that the S-enantiomer of beta-hydroxybutyrate (S-BHB) retains the natural signaling activities that are observed for the R-enantiomer. However the S-enantiomer provides improved pharmacokinetics as compared to the R-enantiomer. In particular, the S-enantiomer provides, *inter alia*, substantially improved serum half-life. Accordingly in certain embodiments methods of use of the S-enantiomer of BHB are provided. Additionally, a novel compound, S-BHB-S-1,3-butanediol, is provided as well as methods of use of this compound.

[0088] Beta-hydroxybutyrate (BHB) is a chiral molecule, and R-BHB is the enantiomer generated and readily consumed in normal mammalian metabolism. Signaling functions or other effects that depend on the rapid catabolism of BHB and therefore, are relevant only to the R-enantiomer. It was discovered, however, that signaling functions that are direct actions of BHB, are recapitulated in part or in full by S-BHB depending on the stereoselectivity of the proteins involved. Indeed, several of the direct signaling functions described herein appear to be nonstereoselective.

[0089] For example, the stereoselectivity of HDAC inhibition by BHB was previously unknown. However, as demonstrated herein (*see, e.g.*, Example 1 and Figure 2), the S-BHB enantiomer is an effective inhibitor of HDAC activity ($IC_{50}=7.3mM$) and, surprisingly, is even more effective than R-BHB, possibly because R-BHB is rapidly metabolized.

[0090] Additionally, it is believed that S-BHB can bind the GPCR HCAR2, albeit with somewhat lower affinity than R-BHB.

[0091] It is also believed that S-BHB, when administered to a mammal can also block inflammasome activation. This can readily be evaluated by testing S-BHB in an assay comprising the use of caspase-1 activation in lipopolysaccharide-treated bone marrow--derived macrophage cells as an *in vitro* assay of NLRP3 inflammasome activation.

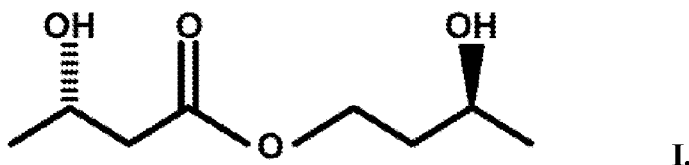
[0092] In view of the foregoing, it is believed that S-BHB as well as the ester (S-BHB-S-1,3-butanediol) can be useful therapeutically through the signaling activities that S-BHB shares with R-BHB.

[0093] Accordingly, in certain embodiments methods are provided herein that comprise administration of the S-enantiomer of BHB (*see, e.g.*, Figure 1) or compounds that

when administered to a subject (*e.g.*, to a human or to a non-human mammal) are metabolized to produce the S-enantiomer of BHB.

[0094] Thus, in certain embodiments, a compound is provided that is the S-enantiomer of BHB-1,3-butanediol and is designated S-BHB-S-1,3-butanediol as

5 represented by Formula I, below:



In certain embodiments this compound is provided a substantially pure S-BHB-S-1,3-butanediol.

[0095] The compounds, compositions, and formulations contemplated herein are
10 enriched for the S-enantiomers shown in Figure 1 (*e.g.*, S-BHB, and S-BHB-1,3-butanediol). The term "enriched" as employed herein means that the level of the enriched enantiomer is higher than the level at which that enantiomer would typically be present/produced in a racemic mixture. Where a percentage enrichment is referred to, the enriched enantiomer constitutes that percentage of the racemic mixture (*e.g.*, total BHB, or
15 BHB-1,3-butanediol) present. Generally the S-BHB, or S-BHB-S-1,3-butanediol, is enantiomerically enriched to at 60%, or to at least 70%, or to at least 80%, or to at least 90%, preferably at least 95%, or at least 98%, or at least 99% of the total BHB, or BHB-1,3-butanediol racemic mixture. In certain embodiments the S-BHB, or S-BHB-S-1,3-butanediol enantiomer is substantially pure.

20 [0096] In certain embodiments the S-BHB-S-1,3-butanediol enantiomer can be prepared by a process that comprises carrying out a transesterification reaction between ethyl (3S)-hydroxybutyrate and (3S)-1, 3-butanediol in the presence of a lipase enzyme. In certain embodiments the reaction can be conducted at about 40°C for a period of about 96 hours.

25 [0097] The reaction product can be purified using standard methods well known to those of skill in the art. For example, in one illustrative, but non-limiting embodiment, the product of the reaction can be submitted to wiped film distillation (GMP). This comprises a degassing pass, a second light cut pass to remove starting materials and then a final pass. In one illustrative but non-limiting embodiments the conditions of the final pass are 145°C at
30 1.8 Ton. Preparation and purification of the corresponding R-enantiomer is described in

U.S. Patent No: 8,642,654 B2 and using the teaching provided therein, one of skill in the art can readily produce the S-enantiomer described herein at any desired level of purity.

[0098] A sample of S-BHB-S-1,3-butanediol (*e.g.*, enriched with respect to the (3S, 3S') enantiomer) is believed to give measurably raised blood levels of (3S)-hydroxybutyrate when ingested orally. The S-BHB-S-1,3-butanediol enantiomer therefore represents an effective means of delivering (3S)-hydroxybutyrate to a subject. In certain embodiments, however the S-BHB enantiomer may be administered directly.

[0099] It will be appreciated that when methods described herein reference the administration of an S-enantiomer described herein (*e.g.*, S-BHB-S-1,3-butanediol, and S-BHB or compositions/formulations thereof, it is contemplated that the S-enantiomer(s) rare enriched in the administered composition, *e.g.*, where enriched is as described above. In certain embodiments the S-enantiomer(s) are substantially pure. Similary in the compositions, formulations described herein, it is contemplated that BHB or BHB-1,3-butanediol component of the composition/formulation is enriched for the S-enantiomer, *e.g.*, where enriched is as described above. In certain embodiments the BHB or BHB-1,3-butanediol component of the composition/formulation is substantially pure.

[0100] The S-enantiomers described herein (*e.g.*, S-BHB-S-1,3-butanediol, and S-BHB (*see*, Figure 1) are believed to be effective to reduce plasma levels of fatty acids. Accordingly, in certain embodiments, it is believed that these compounds, and compositions/formulations comprising these compounds can be used to reduce the level of free fatty acids circulating in the plasma of a subject (*e.g.*, a human, or a non-human mammal). As such they may be used to treat a condition that is caused by, exacerbated by or associated with elevated plasma levels of free fatty acids in a human or non-human animal subject. Thus, in certain embodiments, a human or animal subject may be treated by a method that comprises the administration thereto of one or both of the S-enantiomers described herein and/or compositions/formulations comprising those enantiomers. The condition of the subject may thereby be improved or ameliorated.

[0101] Conditions that are caused by, exacerbated by or associated with elevated plasma levels of free fatty acids include, but are not limited to, neurodegenerative diseases or disorders, for instance Alzheimer's disease, Parkinson's disease, Huntington's chorea; hypoxic states, for instance angina pectoris, extreme physical exertion, intermittent claudication, hypoxia, stroke and myocardial infarction; insulin resistant states, for instance

infection, stress, obesity, diabetes and heart failure; and inflammatory states including infection and autoimmune disease.

[0102] In addition to reducing plasma levels of fatty acids, it is believed that the S-enantiomers described herein (*e.g.*, S-BHB-S-1,3-butanediol, and S-BHB) act on the appetite centers in the brain. In particular, it is believed these enantiomers can increase the levels of various anorexigenic neuropeptides (neuropeptides known to be associated with decreased food intake and decreased appetite) in the appetite centers of the brain and also induce higher levels of malonyl CoA, a metabolite associated with decreased appetite and food intake.

[0103] Accordingly, in certain embodiments, the S-enantiomers described herein (*e.g.*, S-BHB-S-1,3-butanediol, and S-BHB) and compositions/formulations thereof are believed to be useful in treating a condition where weight loss or weight gain is implicated. For example, the enantiomers and/or compositions/formulations thereof may be used in suppressing appetite, treating obesity, promoting weight loss, maintaining a healthy weight or decreasing the ratio of fat to lean muscle in a subject. In various embodiments the subject in each case may be a healthy subject or a compromised subject. A healthy subject may be, for instance, an individual of healthy weight for whom physical performance and/or physical appearance is important. Examples include, but are not limited to, members of the military, athletes, body builders and fashion models. A compromised subject may be an individual of non-healthy weight, for instance an individual who is overweight, clinically obese or clinically very obese. A compromised subject may alternatively be an individual of healthy or non-healthy weight who is suffering from a clinical condition, for instance a condition listed below.

[0104] An individual of healthy weight typically has a body mass index (BMI) of about 18.5 to about 24.9, an individual who is overweight typically has a body mass index (BMI) of from about 25 to about 29.9, an individual who is clinically obese typically has a body mass index of from about 30 to 39.9, and an individual who is clinically very obese typically has a body mass index of about 40 or more.

[0105] In addition to reducing plasma levels of fatty acids and acting on the appetite centers in the brain, it is believed the S-enantiomers described herein (*e.g.*, S-BHB-S-1,3-butanediol, and S-BHB) and compositions/formulations thereof can increase brain metabolic efficiency, by increasing brain phosphorylation potential and the $\Delta G'$ of ATP hydrolysis. Accordingly, it is believed the the S-enantiomers described herein (*e.g.*, S-

BHB-S-1,3-butanediol, and S-BHB) and compositions/formulations thereof can promote improved cognitive function and can be used to treat cognitive dysfunction or to reduce the effects of neurodegeneration.

[0106] It is also believed the S-enantiomers described herein (*e.g.*, S-BHB-S-1,3-

butanediol, and S-BHB) and compositions/formulations thereof can increase the level of the neuropeptide Brain Derived Neurotrophic Factor (BDNF) in both the paraventricular nucleus (the appetite center of the brain) and the hippocampus (a part of the brain known to be important for memory). BDNF is known to prevent apoptosis and promote neuronal growth in basal ganglia and other areas of interest, thus the increased levels of BDNF produced by the enantiomers described herein and/or compositions/formulations thereof are expected to inhibit neurodegeneration, limit neural tissue death after hypoxia or trauma and promote neural tissue growth.

[0107] The S-enantiomers described herein (*e.g.*, S-BHB-S-1,3-butanediol, and S-

BHB) and compositions/formulations thereof are also believed to increase the level of the anorexigenic neuropeptide Cocaine-and-Amphetamine Responsive Transcript (CART). CART is known to promote alertness as well as to decrease appetite. Thus, the increased levels of CART produced by the S-enantiomers described herein and/or compositions/formulations thereof are expected to improve cognitive function. The S-enantiomers described herein and/or compositions/formulations thereof, are therefore expected to be useful for (a) promoting alertness and improved cognitive function; and/or (b) inhibiting neurodegeneration.

[0108] In certain embodiments the S-enantiomers described herein and/or compositions/formulations thereof are provided for use in promoting alertness or improving cognitive function, or in treating cognitive dysfunction.

[0109] In certain embodiments the S-enantiomers described herein and/or compositions/formulations thereof are provided for use in treating, preventing, or reducing the effects of, neurodegeneration, free radical toxicity, hypoxic conditions, or hyperglycaemia.

[0110] In one embodiment, S-enantiomers described herein and/or

compositions/formulations thereof are provided for use in in treating, preventing, or reducing the effects of, neurodegeneration. Thus, it is believed the S-enantiomers and/or compositions/formulations thereof can be used to treat, prevent, or reduce the effects of neurodegeneration arising from any particular cause. The neurodegeneration may for

instance be caused by a neurodegenerative disease or disorder, or may be caused by aging, trauma, anoxia and the like. Examples of neurodegenerative diseases or disorders that can be treated using S-enantiomers described herein and/or compositions/formulations thereof include, but are not limited to Alzheimer's disease, Parkinson's disease, amyotrophic lateral sclerosis, epilepsy, astrocytoma, glioblastoma, and Huntington's chorea.

[0111] Further examples of conditions which the S-enantiomers described herein and/or compositions/formulations thereof may be used to prevent or treat include, but are not limited to muscle impairment, fatigue and muscle fatigue. Muscle impairment and muscle fatigue may be prevented or treated in a healthy or compromised subject. A compromised subject may be, for instance, an individual suffering from fibromyalgia, or from myalgic encephalomyelitis (ME, or chronic fatigue syndrome), or the symptoms thereof. In certain embodiments the S-enantiomers described herein and/or compositions/formulations thereof may be used to treat a subject suffering from a condition such as diabetes, metabolic syndrome X or hyperthyroidism, or a geriatric patient.

[0112] In certain embodiments methods of mild cognitive impairment (MCI) or Alzheimer's disease are provided where the methods involve administering to a subject in need thereof one or more of the S-enantiomer(s) described herein and/or compositions/formulations thereof in an amount sufficient to ameliorate one or more symptoms of Mild Cognitive Impairment and/or Alzheimer's disease. Similar methods are also provided for preventing or delaying the onset of a pre-Alzheimer's condition and/or cognitive dysfunction, and/or ameliorating one or more symptoms of a pre-Alzheimer's condition and/or cognitive dysfunction, or preventing or delaying the progression of a pre-Alzheimer's condition or cognitive dysfunction to Alzheimer's disease, where the methods involve administering to a subject in need thereof one or more of the S-enantiomers described herein and/or compositions/formulations thereof in an amount sufficient to prevent or delay the onset of a pre-Alzheimer's cognitive dysfunction, and/or to ameliorate one or more symptoms of a pre-Alzheimer's cognitive dysfunction, and/or to prevent or delay the progression of a pre-Alzheimer's cognitive dysfunction to Alzheimer's disease. In certain embodiments the method is a method of preventing or delaying the transition from a cognitively asymptomatic pre-Alzheimer's condition to a pre-Alzheimer's cognitive dysfunction. In certain embodiments the method is a method of preventing or delaying the onset of a pre-Alzheimer's cognitive dysfunction. In certain embodiments the method comprises ameliorating one or more symptoms of a pre-Alzheimer's cognitive dysfunction. In certain embodiments the method comprises preventing or delaying the progression of a

pre-Alzheimer's cognitive dysfunction to Alzheimer's disease. In certain embodiments the subject is one that exhibits biomarker positivity of A β in a clinically normal subject (*e.g.*, a human subject age 50 or older). In certain embodiments the subject exhibits asymptomatic cerebral amyloidosis. In certain embodiments the subject exhibits cerebral amyloidosis in combination with downstream neurodegeneration (*e.g.*, as determined by one or more elevated markers of neuronal injury selected from the group consisting of tau, and FDG uptake). In certain embodiments the subject is a subject diagnosed with mild cognitive impairment. In certain embodiments the subject shows a clinical dementia rating above zero and below about 1.5. In certain embodiments the subject is at risk of developing Alzheimer's disease (*e.g.*, the subject has a familial risk for having Alzheimer's disease (*e.g.*, the FAD mutation, the APOE ϵ 4 allele). In certain embodiments the administration of the compound delays or prevents the progression of MCI to Alzheimer's disease. In certain embodiments the administration produces a reduction in the CSF of levels of one or more components selected from the group consisting of A β 42, sAPP β , total-Tau (tTau), phospho-Tau (pTau), APPneo, soluble A β 40, pTau/A β 42 ratio and tTau/A β 42 ratio, and/or an increase in the CSF of levels of one or more components selected from the group consisting of A β 42/A β 40 ratio, A β 42/A β 38 ratio, sAPP α , sAPP α /sAPP β ratio, sAPP α /A β 40 ratio, and sAPP α /A β 42 ratio and/or produces an improvement in the cognitive abilities of the subject, and/or an improvement in, a stabilization of, or a reduction in the rate of decline of the clinical dementia rating (CDR) of the subject.

[0113] In certain embodiments the S-enantiomers described herein (*e.g.*, S-BHB-S-1,3-butanediol, and S-BHB) and/or compositions/formulations thereof are administered to a subject to increase cognition in the subject. For example, the subject methods may include administering an amount of the S-enantiomers described herein and/or and compositions/formulations thereof in an amount to increase cognition in the subject by 5% or more, such as 10% or more, such as 15% or more, such as 25% or more, such as 40% or more, such as 50% or more, such as 75% or more, such as 90% or more, such as 95% or more, such as 99% or more and including increasing cognition in the subject by 99.9% or more.

[0114] In yet other instances, the amount of the one or more the S-enantiomers described herein and/or and compositions/formulations thereof administered to the subject is sufficient to reduce the rate of decline of cognition in the subject. For example, the subject methods may include administering an amount of the S-enantiomers described herein and/or and compositions/formulations thereof to decrease the rate of decline of

cognition in the subject by 5% or more, such as 10% or more, such as 15% or more, such as 25% or more, such as 40% or more, such as 50% or more, such as 75% or more, such as 90% or more, such as 95% or more, such as 99% or more and including reducing the rate of decline in cognition in the subject by 99.9% or more.

5 **[0115]** Cognition level in a subject may be assessed by any convenient protocol, including but not limited to the Montreal Cognitive Assessment (MoCA), St. Louis University Mental State Exam (SLUMS), Mini Mental State Exam (MMSE), and, for research purposes, Alzheimer's Disease Assessment Scale, Cognition (ADAS-Cog), as well as assessments including Activities of Daily Living (ADLs) and Instrumental Activities of
10 Daily Living (IADLs).

[0116] In certain embodiments, one or more of the S-enantiomer(s) described herein and/or and compositions/formulations thereof are administered to to improve a subject's daily function such as determined by assessments by Activities of Daily Living (ADLs) and Instrumental Activities of Daily Living (IADLs).

15 **[0117]** In other embodiments, one or more of the S-enantiomer(s) described herein and/or and compositions/formulations thereof are administered to reduce agitated behaviors in the subject. For example, the subject methods may include administering an amount of one or more of the S-enantiomer(s) described herein and/or and compositions/formulations thereof sufficient to reduce agitated behaviors in the subject by 5% or more, such as 10% or
20 more, such as 15% or more, such as 25% or more, such as 40% or more, such as 50% or more, such as 75% or more, such as 90% or more, such as 95% or more, such as 99% or more and including reducing agitated behaviors in the subject in the subject by 99.9% or more. Agitated behavior may be assessed by any convenient protocol such as assessed by the Neuropsychiatric Inventory (NPI).

25 **[0118]** In yet other embodiments, one or more of the S-enantiomer(s) described herein and/or and compositions/formulations thereof are administered to reduce delirium in the subject. For example, the subject methods may include administering an amount of one or more of the S-enantiomer(s) described herein and/or and compositions/formulations thereof sufficient to reduce delirium in the subject by 5% or more, such as 10% or more,
30 such as 15% or more, such as 25% or more, such as 40% or more, such as 50% or more, such as 75% or more, such as 90% or more, such as 95% or more, such as 99% or more and including reducing delirium in the subject in the subject by 99.9% or more.

[0119] In still other embodiments, one or more of the S-enantiomer(s) described herein and/or compositions/formulations thereof are administered to the subject to reduce stress experienced by a caregiver to the subject. For example, the subject methods may include administering an amount of one or more of the S-enantiomer(s) described
5 herein and/or compositions/formulations thereof sufficient to reduce stress experienced by a caregiver to the subject by 5% or more, such as 10% or more, such as 15% or more, such as 25% or more, such as 40% or more, such as 50% or more, such as 75% or more, such as 90% or more, such as 95% or more, such as 99% or more and including reducing stress experienced by a caregiver to the subject in the subject by 99.9% or more. Caregiver
10 stress may be assessed by any convenient protocol such as assessed by the the Perceived Stress Scale (PSS).

[0120] Also provided are methods for treating one or more of epilepsy, Parkinson's disease, heart failure, traumatic brain injury, stroke, hemorrhagic shock, acute lung injury after fluid resuscitation, acute kidney injury, myocardial infarction, myocardial ischemia,
15 diabetes, glioblastoma multiforme, diabetic neuropathy, prostate cancer, amyotrophic lateral sclerosis, Huntington's disease, cutaneous T cell lymphoma, multiple myeloma, peripheral T cell lymphoma, HIV, Niemann-Pick Type C disease, age-related macular degeneration, gout, atherosclerosis, rheumatoid arthritis and multiple sclerosis by administering one or more S-enantiomers described herein and/or compositions/formulations thereof.

[0121] The aforementioned conditions are examples of conditions that may be caused by, exacerbated by or associated with elevated plasma levels of free fatty acids accordingly, it is believed the S-enantiomers described herein and/or
20 compositions/formulations thereof may be used to treat these conditions.

[0122] However, in other embodiments, it is believed the S-enantiomers described
25 herein and/or compositions/formulations thereof may be used to treat a subject suffering from a condition such as diabetes, hyperpyrexia, hyperthyroidism, metabolic syndrome X, fever, and/or an infection.

[0123] In certain embodiments the S-enantiomers described herein (*e.g.*, S-BHB-S-1,3-butanediol, and S-BHB) and compositions/formulations thereof can be administered in
30 combination with one or more additional agents. Such agents include, but are not limited to micronutrients and medicaments. In certain embodiments the S-enantiomer(s) and the additional agent(s) may be formulated together in a single composition for ingestion.

Alternatively the S-enantiomers described herein and the additional agent may be formulated separately for separate, simultaneous or sequential administration.

[0124] When the additional agent is a medicament it may be, for instance, a standard therapy for a condition from which the subject is suffering. For instance, in certain embodiments, the S-enantiomers described herein (*e.g.*, S-BHB-S-1,3-butanediol, and S-BHB) and compositions/formulations thereof can be administered in combination with conventional anti-diabetic agents to a subject suffering from diabetes. Conventional anti-diabetic agents include, but are not limited to, insulin sensitisers such as the thiazolidinediones, insulin secretagogues such as sulphonylureas, biguanide antihyperglycemic agents such as metformin, and combinations thereof.

[0125] In certain embodiments, when the additional agent comprises a micronutrient it may be, for instance, a mineral or a vitamin. Examples include, but are not limited to, iron, calcium, magnesium, vitamin A, the B vitamins, vitamin C, vitamin D and vitamin E.

[0126] Ketone bodies act on niacin receptors. Accordingly, in certain embodiments, the S-enantiomers described herein (*e.g.*, S-BHB-S-1,3-butanediol, and S-BHB) and compositions/formulations thereof may advantageously be administered in combination with niacin (vitamin B3) as both ketone bodies and niacin act on adipose tissue to inhibit free fatty acid release.

[0127] In certain embodiments the S-enantiomers described herein (*e.g.*, S-BHB-S-1,3-butanediol, and S-BHB) and compositions/formulations thereof can be formulated into an ingestible composition that further comprises a dietetically or pharmaceutically acceptable carrier. The compositions may include, but are not limited to, food products, beverages, drinks, supplements, dietary supplements, functional foods, nutraceuticals or medicaments.

[0128] In various embodiments the concentration of the S-enantiomer(s) in the ingestible composition depends on a variety of factors, including the particular format of the composition, the intended use of the composition and the target population. Generally the composition will contain the S-enantiomer(s) in an amount effective to reduce plasma levels of free fatty acids. Typically the amount is that required to achieve a circulating concentration of S-beta-hydroxybutyrate (S-BHB) and/or acetoacetate of from about 10 μ M to about 20 mM, or from about 50 μ M to about 10 mM, or from about 100 μ M to about 5 mM, in a subject (*e.g.*, a human or non-human mammal) that ingests the composition. In

one embodiment, an amount is used to achieve a circulating concentration of from about 0.7 mM to about 5 mM, for example from about 1 mM to about 5 mM.

Formulation into food products and/or dietary supplements.

[0129] When consumed, the S-BHB-S-1,3-butanediol enantiomer described herein
5 can be hydrolyzed into two products, S-beta-hydroxybutyrate (S-BHB) and (S)-1,3-butanediol which can provide a calorie source that can be classified as a food and can form part of a food product.

[0130] A food product is an edible material composed primarily of one or more of the macronutrients protein, carbohydrate and fat, which is used in the body of an organism
10 (*e.g.* a mammal) to sustain growth, repair damage, aid vital processes or furnish energy. A food product may also contain one or more micronutrients such as vitamins or minerals, or additional dietary ingredients such as flavorants and colorants.

[0131] Examples of food products into which the S-enantiomers described herein or compositions/formulations thereof may be incorporated as an additive include, but are not
15 limited to snack bars, meal replacement bars, cereals, confectionery and probiotic formulations including, but not limited to yoghurts.

[0132] Examples of beverages and drinks include, but are not limited to, soft beverages, energy drinks, dry drink mixes, nutritional beverages, meal or food replacement drinks, compositions for rehydration (for instance during or after exercise), and teas (*e.g.*,
20 herbal teas) for infusion or herbal blends for decoction in water.

[0133] In certain embodiments a composition for rehydration typically comprises water, a sugar (or non-sugar sweetener), carbohydrate and one or more of the S-enantiomers described herein. In certain embodiments the composition may also comprise suitable flavorings, colorants and preservatives, as will be appreciated by one of skill in the art. The
25 carbohydrate sugar, when present, can provide an energy source, and suitable sugars are known, including glucose and trehalose. In certain embodiments a meal or food replacement drink may be of the type commonly advocated for use in weight loss regimens. Such drink formulations typically comprise appropriate quantities of one or more macronutrients, *i.e.* sources of protein, fat and/or carbohydrate, together with optional
30 additional ingredients such as solubilizing agents, preservatives, sweetening agents, flavoring agents and colorants.

[0134] A nutraceutical is a food ingredient, food supplement or food product that is considered to provide a medical or health benefit, including the prevention and treatment of disease. In general a nutraceutical is specifically adapted to confer a particular health benefit on the consumer. In various embodiments a nutraceutical typically comprises a micronutrient such as a vitamin, mineral, herb, and/or phytochemical at a higher level than would be found in a corresponding regular (natural) food product. That level is typically selected to optimize the intended health benefit of the nutraceutical when taken either as a single serving or as part of a diet regimen or course of nutritional therapy. In certain embodiments the level would be a level effective to reduce plasma levels of fatty acids.

[0135] A functional food is a food that is marketed as providing a health benefit beyond that of supplying pure nutrition to the consumer. A functional food typically incorporates an ingredient such as a micronutrient as mentioned above, that confers a specific medical or physiological benefit other than a nutritional effect. A functional food typically carries a health claim on the packaging.

[0136] In certain embodiments a nutraceutical or functional food product typically contains one or both S-enantiomer(s) described herein in an amount effective to lower plasma levels of free fatty acids in a subject. More typically the nutraceutical or functional food product contains the S-enantiomer(s) in an amount effective to suppress appetite, treat obesity or promote weight loss in a subject.

[0137] A dietary supplement is a product that is intended to supplement the normal diet of a subject (*e.g.*, a human subject) and which contains a dietary ingredient such as a vitamin, mineral, herb or other botanical product, or amino acid. A dietary supplement is typically presented in unit dosage format and is designed for consumption with, before or after food but not in place of food. A dietary supplement is thus often presented as a tablet or capsule, or as dried powder or granules for sprinkling over food or adding to water or a beverage.

Pharmaceutical and/or dietary formulations.

[0138] In certain embodiments the S-enantiomers described herein (*e.g.*, S-BHB-S-1,3-butanediol, and S-BHB (*see, e.g.*, Figure 1) may be formulated into a medicament or a dietary supplement by mixing with a dietetically or pharmaceutically acceptable carrier or excipient. Such a carrier or excipient may comprise, but is not limited to, a solvent, dispersion medium, coating, isotonic or absorption delaying agent, sweetener or the like. These include any and all solvents, dispersion media, coatings, isotonic and absorption

delaying agents, sweeteners and the like. Suitable carriers may be prepared from a wide range of materials including, but not limited to, diluents, binders and adhesives, lubricants, disintegrants, coloring agents, bulking agents, flavoring agents, sweetening agents and miscellaneous materials such as buffers and adsorbents that may be needed in order to prepare a particular dosage form. The use of such media and agents for pharmaceutically active substances is well known in the art.

[0139] The S-enantiomers described herein can be administered in the "native" form or, if desired, in the form of salts, esters, amides, derivatives, and the like, provided the salt, ester, amide, or derivative is suitable pharmacologically, *e.g.*, effective in the present method(s). Salts, esters, amides, and other derivatives of S-enantiomers can be prepared using standard procedures known to those skilled in the art of synthetic organic chemistry and described, for example, by March (1992) *Advanced Organic Chemistry; Reactions, Mechanisms and Structure*, 4th Ed. N.Y. Wiley-Interscience.

[0140] Methods of formulating such derivatives are known to those of skill in the art. For example, a pharmaceutically acceptable salt can be prepared for any compound described herein having a functionality capable of forming a salt (*e.g.*, such as a carboxylic acid functionality of the compounds described herein). A pharmaceutically acceptable salt is any salt that retains the activity of the parent compound and does not impart any deleterious or untoward effect on the subject to which it is administered and in the context in which it is administered.

[0141] Methods of pharmaceutically formulating the compounds described herein as salts, esters, amides, and the like are well known to those of skill in the art. For example, salts can be prepared from the free base using conventional methodology that typically involves reaction with a suitable acid. Generally, the base form of the drug is dissolved in a polar organic solvent such as methanol or ethanol and the acid is added thereto. The resulting salt either precipitates or can be brought out of solution by addition of a less polar solvent. Suitable acids for preparing acid addition salts include, but are not limited to both organic acids, *e.g.*, acetic acid, propionic acid, glycolic acid, pyruvic acid, oxalic acid, malic acid, malonic acid, succinic acid, maleic acid, fumaric acid, tartaric acid, citric acid, benzoic acid, cinnamic acid, mandelic acid, methanesulfonic acid, ethanesulfonic acid, p-toluenesulfonic acid, salicylic acid, and the like, as well as inorganic acids, *e.g.*, hydrochloric acid, hydrobromic acid, sulfuric acid, nitric acid, phosphoric acid, and the like. An acid addition salt can be reconverted to the free base by treatment with a suitable base.

Certain particularly preferred acid addition salts of the compounds described herein can include halide salts, such as may be prepared using hydrochloric or hydrobromic acids. Conversely, preparation of basic salts of the S-enantiomers described herein can be prepared in a similar manner using a pharmaceutically acceptable base such as sodium hydroxide, potassium hydroxide, ammonium hydroxide, calcium hydroxide, trimethylamine, or the like. In certain embodiments basic salts include alkali metal salts, *e.g.*, the sodium salt, and copper salts.

[0142] For the preparation of salt forms of basic drugs, the pKa of the counterion is preferably at least about 2 pH units lower than the pKa of the drug. Similarly, for the preparation of salt forms of acidic drugs, the pKa of the counterion is preferably at least about 2 pH units higher than the pKa of the drug. This permits the counterion to bring the solution's pH to a level lower than the pH_{max} to reach the salt plateau, at which the solubility of salt prevails over the solubility of free acid or base. The generalized rule of difference in pKa units of the ionizable group in the active pharmaceutical ingredient (API) and in the acid or base is meant to make the proton transfer energetically favorable. When the pKa of the API and counterion are not significantly different, a solid complex may form but may rapidly disproportionate (*e.g.*, break down into the individual entities of drug and counterion) in an aqueous environment.

[0143] In various embodiments, the counterion is a pharmaceutically acceptable counterion. Suitable anionic salt forms include, but are not limited to acetate, benzoate, benzylate, bitartrate, bromide, carbonate, chloride, citrate, edetate, edisylate, estolate, formate, fumarate, gluceptate, gluconate, hydrobromide, hydrochloride, iodide, lactate, lactobionate, malate, maleate, mandelate, mesylate, methyl bromide, methyl sulfate, mucate, napsylate, nitrate, pamoate (embonate), phosphate and diphosphate, salicylate and disalicylate, stearate, succinate, sulfate, tartrate, tosylate, triethiodide, valerate, and the like, while suitable cationic salt forms include, but are not limited to aluminum, benzathine, calcium, ethylene diamine, lysine, magnesium, meglumine, potassium, procaine, sodium, tromethamine, zinc, and the like.

[0144] Preparation of esters typically involves functionalization of hydroxyl and/or carboxyl groups that are present within the molecular structure of the active agent (*e.g.*, S-enantiomers described herein). In certain embodiments, the esters are typically acyl-substituted derivatives of free alcohol groups, *e.g.*, moieties that are derived from carboxylic acids of the formula $RCOOH$ where R is alkyl, and preferably is lower alkyl. Esters can be

reconverted to the free acids, if desired, by using conventional hydrogenolysis or hydrolysis procedures.

[0145] Amides can also be prepared using techniques known to those skilled in the art or described in the pertinent literature. For example, amides may be prepared from
5 esters, using suitable amine reactants, or they may be prepared from an anhydride or an acid chloride by reaction with ammonia or a lower alkyl amine.

[0146] In various embodiments, the compounds identified herein are useful for parenteral, topical, oral, nasal (or otherwise inhaled), rectal, or local administration, such as by aerosol or transdermally, for prophylactic and/or therapeutic treatment of one or more of
10 the pathologies/indications described herein (*e.g.*, amyloidogenic pathologies).

[0147] The active agent(s) described herein (*e.g.*, S-enantiomers) can also be combined with a pharmaceutically acceptable carrier (excipient) to form a pharmacological composition. Pharmaceutically acceptable carriers can contain one or more physiologically acceptable compound(s) that act, for example, to stabilize the composition or to increase or
15 decrease the absorption of the S-enantiomers. Physiologically acceptable compounds can include, for example, carbohydrates, such as glucose, sucrose, or dextrans, antioxidants, such as ascorbic acid or glutathione, chelating agents, low molecular weight proteins, protection and uptake enhancers such as lipids, compositions that reduce the clearance or hydrolysis of the S-enantiomers, or excipients or other stabilizers and/or buffers.

20 [0148] Other physiologically acceptable compounds, particularly of use in the preparation of tablets, capsules, gel caps, and the like include, but are not limited to binders, diluent/fillers, disintegrants, lubricants, suspending agents, and the like.

[0149] In certain embodiments, to manufacture an oral dosage form (*e.g.*, a tablet), an excipient (*e.g.*, lactose, sucrose, starch, mannitol, *etc.*), an optional disintegrator (*e.g.*,
25 calcium carbonate, carboxymethylcellulose calcium, sodium starch glycollate, crospovidone *etc.*), a binder (*e.g.*, alpha-starch, gum arabic, microcrystalline cellulose, carboxymethylcellulose, polyvinylpyrrolidone, hydroxypropylcellulose, cyclodextrin, *etc.*), and an optional lubricant (*e.g.*, talc, magnesium stearate, polyethylene glycol 6000, *etc.*), for instance, are added to the active component or components (*e.g.*, S-enantiomers described
30 herein) and the resulting composition is compressed. Where necessary the compressed product is coated, *e.g.*, known methods for masking the taste or for enteric dissolution or sustained release. Suitable coating materials include, but are not limited to ethyl-cellulose, hydroxymethylcellulose, polyoxyethylene glycol, cellulose acetate phthalate,

hydroxypropylmethylcellulose phthalate, and Eudragit (Rohm & Haas, Germany; methacrylic-acrylic copolymer).

[0150] Other physiologically acceptable compounds include wetting agents, emulsifying agents, dispersing agents or preservatives that are particularly useful for preventing the growth or action of microorganisms. Various preservatives are well known and include, for example, phenol and ascorbic acid. One skilled in the art would appreciate that the choice of pharmaceutically acceptable carrier(s), including a physiologically acceptable compound depends, for example, on the route of administration of the S-enantiomers described herein and on the particular physio-chemical characteristics of the S-enantiomers.

[0151] In certain embodiments, the excipients are sterile and generally free of undesirable matter. These compositions can be sterilized by conventional, well-known sterilization techniques. For various oral dosage form excipients such as tablets and capsules sterility is not required. The USP/NF standard is usually sufficient.

[0152] The pharmaceutical compositions can be administered in a variety of unit dosage forms depending upon the method of administration. Suitable unit dosage forms, include, but are not limited to powders, tablets, pills, capsules, lozenges, suppositories, patches, nasal sprays, injectable, implantable sustained-release formulations, mucoadherent films, topical varnishes, lipid complexes, *etc.*

[0153] Pharmaceutical compositions comprising the S-enantiomers described herein can be manufactured by means of conventional mixing, dissolving, granulating, dragee-making, levigating, emulsifying, encapsulating, entrapping or lyophilizing processes. Pharmaceutical compositions can be formulated in a conventional manner using one or more physiologically acceptable carriers, diluents, excipients or auxiliaries that facilitate processing of the S-enantiomers into preparations that can be used pharmaceutically. Proper formulation is dependent upon the route of administration chosen.

[0154] Systemic formulations include, but are not limited to, those designed for administration by injection, *e.g.*, subcutaneous, intravenous, intramuscular, intrathecal or intraperitoneal injection, as well as those designed for transdermal, transmucosal oral or pulmonary administration. For injection, the S-enantiomers described herein can be formulated in aqueous solutions, preferably in physiologically compatible buffers such as Hanks solution, Ringer's solution, or physiological saline buffer and/or in certain emulsion formulations. The solution can contain formulatory agents such as suspending, stabilizing

and/or dispersing agents. In certain embodiments, the S-enantiomers can be provided in powder form for constitution with a suitable vehicle, *e.g.*, sterile pyrogen-free water, before use. For transmucosal administration, penetrants appropriate to the barrier to be permeated can be used in the formulation. Such penetrants are generally known in the art.

5 **[0155]** For oral administration, the compounds can be readily formulated by combining the S-enantiomers with pharmaceutically acceptable carriers well known in the art. Such carriers enable the compounds described herein to be formulated as tablets, pills, dragees, capsules, liquids, gels, syrups, slurries, suspensions and the like, for oral ingestion by a patient to be treated. For oral solid formulations such as, for example, powders,
10 capsules and tablets, suitable excipients include fillers such as sugars, such as lactose, sucrose, mannitol and sorbitol; cellulose preparations such as maize starch, wheat starch, rice starch, potato starch, gelatin, gum tragacanth, methyl cellulose, hydroxypropylmethyl-cellulose, sodium carboxymethylcellulose, and/or polyvinylpyrrolidone (PVP); granulating agents; and binding agents. If desired, disintegrating agents may be added, such as the
15 cross-linked polyvinylpyrrolidone, agar, or alginic acid or a salt thereof such as sodium alginate. If desired, solid dosage forms may be sugar-coated or enteric-coated using standard techniques.

[0156] For oral liquid preparations such as, for example, suspensions, elixirs and solutions, suitable carriers, excipients or diluents include water, glycols, oils, alcohols, *etc.*

20 Additionally, flavoring agents, preservatives, coloring agents and the like can be added. For buccal administration, the compositions may take the form of tablets, lozenges, *etc.* formulated in conventional manner.

[0157] For administration by inhalation, the S-enantiomers described herein are conveniently delivered in the form of an aerosol spray from pressurized packs or a

25 nebulizer, with the use of a suitable propellant, *e.g.*, dichlorodifluoromethane, trichlorofluoromethane, dichlorotetrafluoroethane, carbon dioxide or other suitable gas. In the case of a pressurized aerosol the dosage unit may be determined by providing a valve to deliver a metered amount. Capsules and cartridges of *e.g.*, gelatin for use in an inhaler or insufflator may be formulated containing a powder mix of the compound and a suitable
30 powder base such as lactose or starch.

[0158] In various embodiments, the S-enantiomers described herein can be formulated in rectal or vaginal compositions such as suppositories or retention enemas, *e.g.*, containing conventional suppository bases such as cocoa butter or other glycerides.

[0159] In addition to the formulations described previously, the S-enantiomers may also be formulated as a depot preparation. Such long acting formulations can be administered by implantation (for example subcutaneously or intramuscularly) or by intramuscular injection. Thus, for example, the compounds may be formulated with
5 suitable polymeric or hydrophobic materials (for example as an emulsion in an acceptable oil) or ion exchange resins, or as sparingly soluble derivatives, for example, as a sparingly soluble salt.

[0160] Alternatively, other pharmaceutical delivery systems can be employed. Liposomes and emulsions are well known examples of delivery vehicles that may be used to
10 protect and deliver pharmaceutically active compounds. Certain organic solvents such as dimethylsulfoxide also can be employed, although usually at the cost of greater toxicity. Additionally, the compounds may be delivered using a sustained-release system, such as semipermeable matrices of solid polymers containing the therapeutic agent. Various uses of sustained-release materials have been established and are well known by those skilled in the
15 art. Sustained-release capsules may, depending on their chemical nature, release the compounds for a few weeks up to over 100 days. Depending on the chemical nature and the biological stability of the therapeutic reagent, additional strategies for protein stabilization may be employed.

[0161] In certain embodiments, the S-enantiomers and/or formulations described
20 herein are administered orally. This is readily accomplished by the use of tablets, caplets, lozenges, liquids, and the like.

[0162] In certain embodiments, the S-enantiomers and/or formulations described herein are administered systemically (*e.g.*, orally, or as an injectable) in accordance with standard methods well known to those of skill in the art. In other embodiments, the agents
25 can also be delivered through the skin using conventional transdermal drug delivery systems, *e.g.*, transdermal "patches" wherein the compound(s) and/or formulations described herein are typically contained within a laminated structure that serves as a drug delivery device to be affixed to the skin. In such a structure, the drug composition is typically contained in a layer, or "reservoir," underlying an upper backing layer. It will be
30 appreciated that the term "reservoir" in this context refers to a quantity of "active ingredient(s)" that is ultimately available for delivery to the surface of the skin. Thus, for example, the "reservoir" may include the active ingredient(s) in an adhesive on a backing layer of the patch, or in any of a variety of different matrix formulations known to those of

skill in the art. The patch may contain a single reservoir, or it may contain multiple reservoirs.

[0163] In one illustrative embodiment, the reservoir comprises a polymeric matrix of a pharmaceutically acceptable contact adhesive material that serves to affix the system to the skin during drug delivery. Examples of suitable skin contact adhesive materials include, but are not limited to, polyethylenes, polysiloxanes, polyisobutylenes, polyacrylates, polyurethanes, and the like. Alternatively, the drug-containing reservoir and skin contact adhesive are present as separate and distinct layers, with the adhesive underlying the reservoir which, in this case, may be either a polymeric matrix as described above, or it may be a liquid or hydrogel reservoir, or may take some other form. The backing layer in these laminates, which serves as the upper surface of the device, preferably functions as a primary structural element of the "patch" and provides the device with much of its flexibility. The material selected for the backing layer is preferably substantially impermeable to the S-enantiomers and any other materials that are present.

[0164] In certain embodiments, one or more S-enantiomers described herein can be provided as a "concentrate", *e.g.*, in a storage container (*e.g.*, in a premeasured volume) ready for dilution, or in a soluble capsule ready for addition to a volume of water, alcohol, hydrogen peroxide, or other diluent.

[0165] In certain embodiments, the S-enantiomers described herein are suitable for oral administration. In various embodiments, the compound(s) in the oral compositions can be either coated or non-coated. The preparation of enteric-coated particles is disclosed for example in U.S. Pat. Nos. 4,786,505 and 4,853,230.

[0166] In various embodiments, compositions contemplated herein typically comprise one or more of the S-enantiomers described herein in an effective amount to achieve a pharmacological effect or therapeutic improvement without undue adverse side effects. Illustrative pharmacological effects or therapeutic improvements include, but are not limited to a reduction or cessation in the rate of bone resorption at one or more locations, an increase in bone density, a reduction in tumor volume, a reduction in arthritic pathology, and the like.

[0167] In various embodiments, the typical daily dose of S-enantiomers varies and will depend on various factors such as the individual requirements of the patients and the disease to be diagnosed and/or treated. In general, the daily dose of compounds can be in the range of 1-1,000 mg or 1-800 mg, or 1-600 mg, or 1-500 mg, or 1-400 mg. In one

illustrative embodiment a standard approximate amount of the S-enantiomers described above present in the composition can be typically about 1 to 1,000 mg, more preferably about 5 to 500 mg, and most preferably about 10 to 100 mg. In certain embodiments the probes are administered only once, or for follow-up as required. In certain embodiments the S-enantiomers and/or formulations thereof are administered once a day, in certain
5 embodiments, administered twice a day, in certain embodiments, administered 3 times/day, and in certain embodiments, administered 4, or 6, or 6 or 7, or 8 times/day.

[0168] In certain embodiments the active ingredients (S-enantiomers described herein) are formulated in a single oral dosage form containing all active ingredients. Such
10 oral formulations include solid and liquid forms. It is noted that solid formulations typically provide improved stability as compared to liquid formulations and can often afford better patient compliance.

[0169] In one illustrative embodiment, the one or more of the S-enantiomers described herein are formulated in a single solid dosage form such as single- or multi-
15 layered tablets, suspension tablets, effervescent tablets, powder, pellets, granules or capsules comprising multiple beads as well as a capsule within a capsule or a double chambered capsule. In another embodiment, the S-enantiomers herein may be formulated in a single liquid dosage form such as suspension containing all active ingredients or dry suspension to be reconstituted prior to use.

[0170] In certain embodiments, the S-enantiomers described herein are formulated as enteric-coated delayed-release granules or as granules coated with non-enteric time-
20 dependent release polymers in order to avoid contact with the gastric juice. Non-limiting examples of suitable pH-dependent enteric-coated polymers are: cellulose acetate phthalate, hydroxypropylmethylcellulose phthalate, polyvinylacetate phthalate, methacrylic acid
25 copolymer, shellac, hydroxypropylmethylcellulose succinate, cellulose acetate trimellitate, and mixtures of any of the foregoing. A suitable commercially available enteric material, for example, is sold under the trademark EUDRAGIT L 100-55®. This coating can be spray coated onto a substrate.

[0171] Illustrative non-enteric-coated time-dependent release polymers include, for
30 example, one or more polymers that swell in the stomach via the absorption of water from the gastric fluid, thereby increasing the size of the particles to create thick coating layer. The time-dependent release coating generally possesses erosion and/or diffusion properties that are independent of the pH of the external aqueous medium. Thus, the active ingredient

is slowly released from the particles by diffusion or following slow erosion of the particles in the stomach.

[0172] Illustrative non-enteric time-dependent release coatings are for example:

film-forming compounds such as cellulosic derivatives, such as methylcellulose,
5 hydroxypropyl methylcellulose (HPMC), hydroxyethylcellulose, and/or acrylic polymers including the non-enteric forms of the EUDRAGIT® brand polymers. Other film-forming materials can be used alone or in combination with each other or with the ones listed above. These other film forming materials generally include, for example, poly(vinylpyrrolidone), Zein, poly(ethylene glycol), poly(ethylene oxide), poly(vinyl alcohol), poly(vinyl acetate),
10 and ethyl cellulose, as well as other pharmaceutically acceptable hydrophilic and hydrophobic film-forming materials. These film-forming materials may be applied to the substrate cores using water as the vehicle or, alternatively, a solvent system. Hydro-alcoholic systems may also be employed to serve as a vehicle for film formation.

[0173] Other materials suitable for making the time-dependent release coating of the

15 compounds described herein include, by way of example and without limitation, water soluble polysaccharide gums such as carrageenan, fucoidan, gum ghatti, tragacanth, arabinogalactan, pectin, and xanthan; water-soluble salts of polysaccharide gums such as sodium alginate, sodium tragacanthin, and sodium gum ghattate; water-soluble hydroxyalkylcellulose wherein the alkyl member is straight or branched of 1 to 7 carbons
20 such as hydroxymethylcellulose, hydroxyethylcellulose, and hydroxypropylcellulose; synthetic water-soluble cellulose-based lamina formers such as methyl cellulose and its hydroxyalkyl methylcellulose cellulose derivatives such as a member selected from the group consisting of hydroxyethyl methylcellulose, hydroxypropyl methylcellulose, and hydroxybutyl methylcellulose; other cellulose polymers such as sodium

25 carboxymethylcellulose; and other materials known to those of ordinary skill in the art. Other lamina forming materials that can be used for this purpose include, but are not limited to poly(vinylpyrrolidone), polyvinylalcohol, polyethylene oxide, a blend of gelatin and polyvinyl-pyrrolidone, gelatin, glucose, saccharides, povidone, copovidone, poly(vinylpyrrolidone)-poly(vinyl acetate) copolymer.

30 **[0174]** While the S-enantiomers and formulations thereof and methods of use thereof are described herein with respect to use in humans, they are also suitable for animal, *e.g.*, veterinary use. Thus certain illustrative organisms include, but are not limited to

humans, non-human primates, canines, equines, felines, porcines, ungulates, largomorphs, and the like.

[0175] The foregoing formulations and administration methods are intended to be illustrative and not limiting. It will be appreciated that, using the teaching provided herein, other suitable formulations and modes of administration can be readily devised.

Kits.

[0176] In various embodiments, the S-enantiomers described herein and/or formulations thereof described herein thereof can be enclosed in multiple or single dose containers. The enclosed agent(s) can be provided in kits, for example, including component parts that can be assembled for use. For example, an active agent in lyophilized form and a suitable diluent may be provided as separated components for combination prior to use. A kit may include an active agent and a second therapeutic agent for co-administration. The active agent and second therapeutic agent may be provided as separate component parts. A kit may include a plurality of containers, each container holding one or more unit dose of the compounds. The containers are preferably adapted for the desired mode of administration, including, but not limited to tablets, gel capsules, sustained-release capsules, and the like for oral administration; depot products, pre-filled syringes, ampules, vials, and the like for parenteral administration; and patches, medipads, creams, and the like for topical administration, *e.g.*, as described herein.

[0177] In certain embodiments, a kit is provided where the kit comprises one or more S-enantiomers described herein and/or formulations/compositions thereof, or pharmaceutically acceptable salt or solvate of the enantiomer(s) preferably provided as a pharmaceutical composition and in a suitable container or containers and/or with suitable packaging; optionally one or more additional active agents, which if present are preferably provided as a pharmaceutical composition and in a suitable container or containers and/or with suitable packaging; and optionally instructions for use, for example written instructions on how to administer the compound or compositions.

[0178] As with any pharmaceutical product, the packaging material(s) and/or container(s) are designed to protect the stability of the product during storage and shipment. In addition, the kits can include instructions for use or other informational material that can advise the user such as, for example, a physician, technician or patient, regarding how to properly administer the composition(s) as prophylactic, therapeutic, or ameliorative treatment of the disease of concern. In some embodiments, instructions can indicate or

suggest a dosing regimen that includes, but is not limited to, actual doses and monitoring procedures.

[0179] In some embodiments, the instructions can include informational material indicating that the administering of the compositions can result in adverse reactions

5 including but not limited to allergic reactions such as, for example, anaphylaxis. The informational material can indicate that allergic reactions may exhibit only as mild pruritic rashes or may be severe and include erythroderma, vasculitis, anaphylaxis, Steven-Johnson syndrome, and the like. In certain embodiments the informational material(s) may indicate that anaphylaxis can be fatal and may occur when any foreign protein is introduced into the
10 body. In certain embodiments the informational material may indicate that these allergic reactions can manifest themselves as urticaria or a rash and develop into lethal systemic reactions and can occur soon after exposure such as, for example, within 10 minutes. The informational material can further indicate that an allergic reaction may cause a subject to experience paresthesia, hypotension, laryngeal edema, mental status changes, facial or
15 pharyngeal angioedema, airway obstruction, bronchospasm, urticaria and pruritus, serum sickness, arthritis, allergic nephritis, glomerulonephritis, temporal arthritis, eosinophilia, or a combination thereof.

[0180] While the instructional materials typically comprise written or printed materials they are not limited to such. Any medium capable of storing such instructions and
20 communicating them to an end user is contemplated herein. Such media include, but are not limited to electronic storage media (*e.g.*, magnetic discs, tapes, cartridges, chips), optical media (*e.g.*, CD ROM), and the like. Such media may include addresses to internet sites that provide such instructional materials.

EXAMPLES

25 [0181] The following examples are offered to illustrate, but not to limit the claimed invention.

Example 1

Inhibition of HDAC by S-BHB

[0182] The activity of S-BHB and R-BHB enantiomers in inhibiting histone
30 deacetylases was tested. The results are shown in Figure 2.

[0183] This is an *in vitro* HDAC assay performed using the sodium salt of S-BHB and R-BHB with a commercial assay kit, Fluor de Lys Green from Enzo.

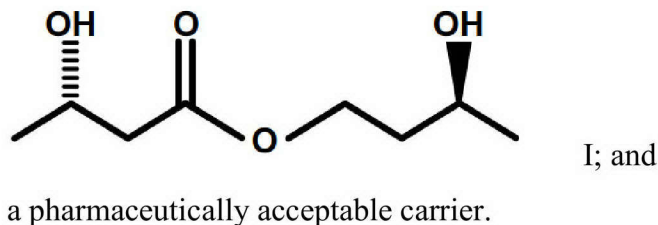
[0184] S-BHB demonstrated dose-dependent inhibition of deacetylase activity in this assay. The potency of S-BHB for HDAC inhibition in this assay was similar (within 2-fold) of the potency of R-BHB as demonstrated in a different assay previously published (Shimazu *et al.* (2013) *Science*, 339(6116): 211-214). R-BHB was run in the same assay as
5 S-BHB, and showed partial inhibition of HDAC activity reaching a maximum of about 50% inhibition. Without being bound to a particular theory, it is believed the R-BHB might be being metabolized more rapidly than the S-BHB resulting in the diminished maximum inhibition.

[0185] It is understood that the examples and embodiments described herein are for
10 illustrative purposes only and that various modifications or changes in light thereof will be suggested to persons skilled in the art and are to be included within the spirit and purview of this application and scope of the appended claims. All publications, patents, and patent applications cited herein are hereby incorporated by reference in their entirety for all purposes.

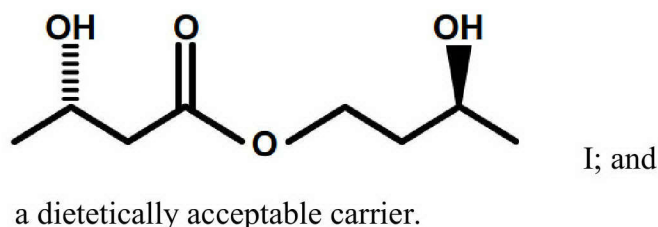
15

CLAIMS

1. A composition comprising betahydroxybutyrate-1,3-butanediol enriched for the enantiomer S-BHB-S-1,3-butanediol represented by Formula I:

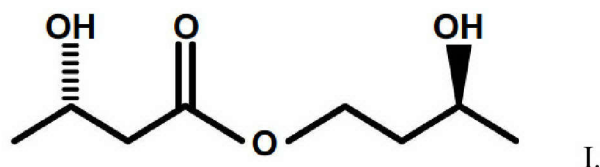


2. The composition of claim 2, wherein the enantiomer of Formula I comprises at least about 90% of the betahydroxybutyrate-1,3-butanediol comprising said composition.
3. The composition of claim 2, wherein the enantiomer of Formula I comprises at least about 95% of the betahydroxybutyrate-1,3-butanediol comprising said composition.
4. The composition of claim 2, wherein the enantiomer of Formula I comprises at least about 99% of the betahydroxybutyrate-1,3-butanediol comprising said composition.
5. The composition according to any one of claims 1-4, wherein said composition is formulated for oral administration.
6. An ingestible composition comprising betahydroxybutyrate-1,3-butanediol enriched for the enantiomer S-BHB-S-1,3-butanediol represented by Formula I:

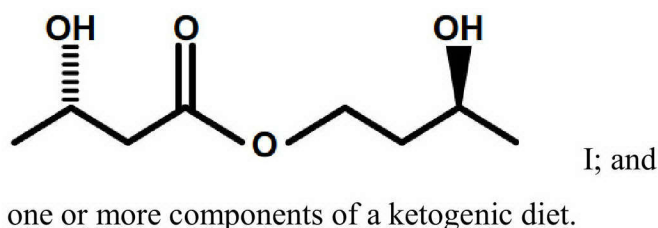


7. The ingestible composition of claim 6, wherein the enantiomer of Formula I comprises at least about 90% of the betahydroxybutyrate-1,3-butanediol comprising said composition.
8. The ingestible composition of claim 6, wherein the enantiomer of Formula I comprises at least about 95% of the betahydroxybutyrate-1,3-butanediol comprising said composition.

9. The ingestible composition of claim 6, wherein the enantiomer of Formula I comprises at least about 99% of the betahydroxybutyrate-1,3-butanediol comprising said composition.
10. The ingestible composition according to any one of claims 6-9, wherein said composition comprises a food product, a beverage, a drink, a food supplement, a dietary supplement, a functional food, or a nutraceutical.
11. A food supplement comprising betahydroxybutyrate-1,3-butanediol enriched for the enantiomer S-BHB-S-1,3-butanediol represented by Formula I:



12. The food supplement of claim 6, wherein the enantiomer of Formula I comprises at least about 90% of the betahydroxybutyrate-1,3-butanediol comprising said composition.
13. The food supplement of claim 6, wherein the enantiomer of Formula I comprises at least about 95% of the betahydroxybutyrate-1,3-butanediol comprising said composition.
14. The food supplement of claim 6, wherein the enantiomer of Formula I comprises at least about 99% of the betahydroxybutyrate-1,3-butanediol comprising said composition.
15. A composition comprising:
a food supplement comprising betahydroxybutyrate-1,3-butanediol enriched for the enantiomer S-BHB-S-1,3-butanediol represented by Formula I:



16. The composition of claim 15, wherein the enantiomer of Formula I comprises at least about 90% of the betahydroxybutyrate-1,3-butanediol comprising said composition.

17. The composition of claim 15, wherein the enantiomer of Formula I comprises at least about 95% of the betahydroxybutyrate-1,3-butanediol comprising said composition.
18. The composition of claim 15, wherein the enantiomer of Formula I comprises at least about 99% of the betahydroxybutyrate-1,3-butanediol comprising said composition.
19. The composition according to any one of claims 15-18, wherein said S-BHB enantiomer is present in the composition in an amount of from about 1% w/w to about 25% w/w.
20. The composition of claim 19, wherein said S-BHB enantiomer is present in the composition in an amount of from about 5% w/w to about 15% w/w.
21. The composition of claim 19, wherein said S-BHB enantiomer is present in the composition in an amount of about 10% w/w.
22. The composition according to any one of claims 15-21, wherein the ketogenic diet comprises a ratio by mass of fat to protein and carbohydrates of from about 2:1 to about 10:1.
23. The composition of claim 22, wherein the ketogenic diet comprises a ratio by mass of fat to protein and carbohydrates of from about 3:1 to about 6:1.
24. The composition of claim 23, wherein the ketogenic diet comprises a ratio by mass of fat to protein and carbohydrates of about 4:1.
25. A method of treating dementia or other neurocognitive disorder, said method comprising administering to a subject in need thereof an effective amount of a composition according to any one of claims 1-5 or an ingestible composition according to any one of claims 6-9.
26. The method of claim 25, wherein said method comprises treating mild cognitive impairment or Alzheimer's disease.
27. A method of preventing or delaying the onset of a pre-Alzheimer's condition and/or cognitive dysfunction, and/or ameliorating one or more symptoms of a pre-Alzheimer's condition and/or cognitive dysfunction, or preventing or delaying the progression of a pre-Alzheimer's condition or cognitive dysfunction to Alzheimer's disease, said method comprising:

administering to a subject in need thereof an effective amount of a composition according to any one of claims 1-5 or an ingestible composition according to any one of claims 6-9.

28. A method of reducing epileptiform activity in the brain of a subject, said method comprising administering to said subject an effective amount of a composition according to any one of claims 1-5 or an ingestible composition according to any one of claims 6-9.

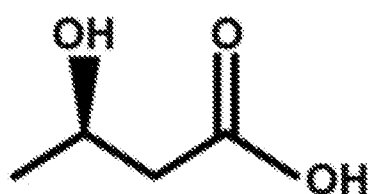
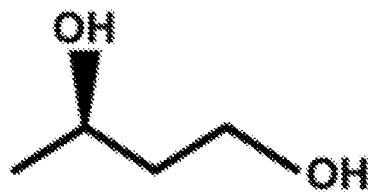
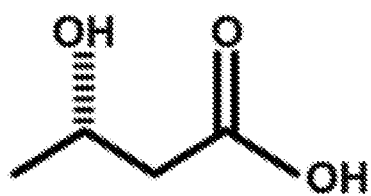
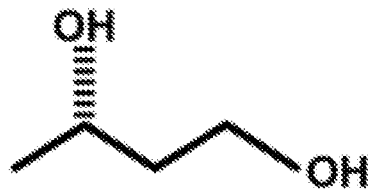
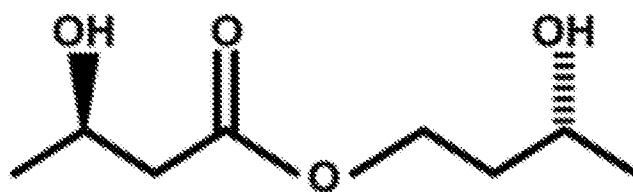
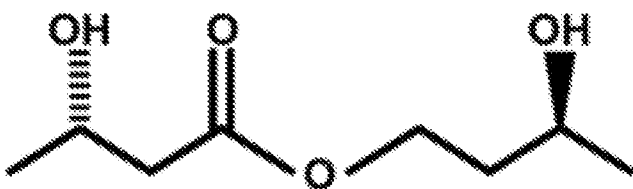
29. A method for treating, in a subject, one or more of epilepsy, Parkinson's disease, heart failure, traumatic brain injury, stroke, hemorrhagic shock, acute lung injury after fluid resuscitation, acute kidney injury, myocardial infarction, myocardial ischemia, diabetes, glioblastoma multiforme, diabetic neuropathy, prostate cancer, amyotrophic lateral sclerosis, Huntington's disease, cutaneous T cell lymphoma, multiple myeloma, peripheral T cell lymphoma, HIV, Niemann-Pick Type C disease, age-related macular degeneration, gout, atherosclerosis, rheumatoid arthritis and multiple sclerosis, said method comprising:

administering to said subject an effective amount of a composition according to any one of claims 1-5 or an ingestible composition according to any one of claims 6-9.

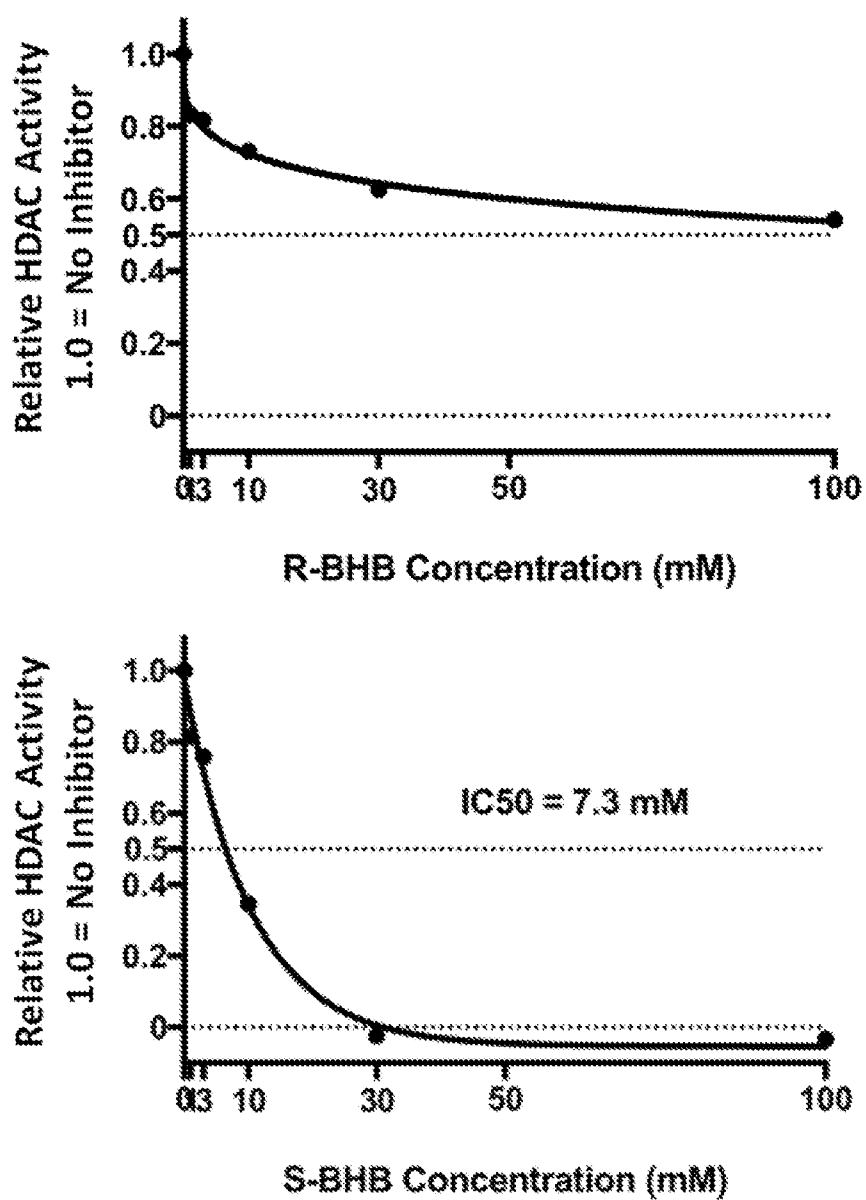
30. A method of suppressing appetite, treating obesity, promoting weight loss, maintaining a healthy weight or decreasing the ratio of fat to lean muscle, said method comprising administering to a subject in need thereof an effective amount of a composition according to any one of claims 1-5 or an ingestible composition according to any one of claims 6-9.

31. A method of preventing or treating a condition selected from cognitive dysfunction, a neurodegenerative disease or disorder, muscle impairment, fatigue and muscle fatigue, said method comprising administering to a subject in need thereof an effective amount of a composition according to any one of claims 1-5 or an ingestible composition according to any one of claims 6-9.

32. A method of promoting alertness or improving cognitive function in a subject, said method comprising administering to said subject an effective amount of a composition according to any one of claims 1-5 or an ingestible composition according to any one of claims 6-9.

1/2**R-BHB****R-1,3-butanediol****S-BHB****S-1,3-butanediol****R-BHB-R-1,3-butanediol****S-BHB-S-1,3-butanediol****Fig. 1**

2/2

**Fig. 2**