

**(12) STANDARD PATENT**  
**(19) AUSTRALIAN PATENT OFFICE**

(11) Application No. **AU 2009235784 B2**

(54) Title  
**Thienopyridone derivatives as AMP-activated protein kinase (AMPK) activators**

(51) International Patent Classification(s)  
**C07D 495/04** (2006.01) **A61P 9/00** (2006.01)  
**A61K 31/4365** (2006.01) **A61P 29/00** (2006.01)  
**A61P 3/00** (2006.01) **A61P 35/00** (2006.01)

(21) Application No: **2009235784** (22) Date of Filing: **2009.03.17**

(87) WIPO No: **WO09/124636**

(30) Priority Data

(31)	Number	(32)	Date	(33)	Country
	<b>08290364.2</b>		<b>2008.04.11</b>		<b>EP</b>

(43) Publication Date: **2009.10.15**

(44) Accepted Journal Date: **2013.09.19**

(71) Applicant(s)  
**Merck Patent GmbH**

(72) Inventor(s)  
**Charon, Christine; Lepifre, Franck; Cravo, Daniel; Hallakou-Bozec, Sophie**

(74) Agent / Attorney  
**Davies Collison Cave, Level 14 255 Elizabeth Street, Sydney, NSW, 2000**

(56) Related Art  
**ZHAO, G. et al, "Discovery and SAR Development of Thienopyridones: A Class of Small Molecule AMPK Activators." Bioorganic and Medicinal Chemistry Letters, 2007, 17(12), 3254-3257.**  
**US 7,119,205 B2**

(12) INTERNATIONAL APPLICATION PUBLISHED UNDER THE PATENT COOPERATION TREATY (PCT)

(19) World Intellectual Property Organization  
International Bureau



(43) International Publication Date  
15 October 2009 (15.10.2009)

(10) International Publication Number  
**WO 2009/124636 A1**

(51) International Patent Classification:

A61K 31/4365 (2006.01) A61P 9/00 (2006.01)  
C07D 495/04 (2006.01) A61P 35/00 (2006.01)  
A61P 3/00 (2006.01) A61P 29/00 (2006.01)

(21) International Application Number:

PCT/EP2009/001937

(22) International Filing Date:

17 March 2009 (17.03.2009)

(25) Filing Language:

English

(26) Publication Language:

English

(30) Priority Data:

08290364.2 11 April 2008 (11.04.2008) EP

(71) Applicant (for all designated States except US): **MERCK PATENT GMBH** [DE/DE]; Frankfurter Strasse 250, 64293 Darmstadt (DE).

(72) Inventors; and

(75) Inventors/Applicants (for US only): **CRAVO, Daniel** [FR/FR]; 123, Avenue Jules Ferry, F-78500 Sartrouville (FR). **LEPIFRE, Franck** [FR/FR]; 12 Rue Rameau, F-91160 Longjumeau (FR). **HALLAKOU-BOZEC, Sophie** [FR/FR]; 166 avenue Henri Ginoux, F-92120 Montrouge (FR). **CHARON, Christine** [FR/FR]; 1 Chemin de la Justice, F-91940 Gometz-le-Chatel (FR).

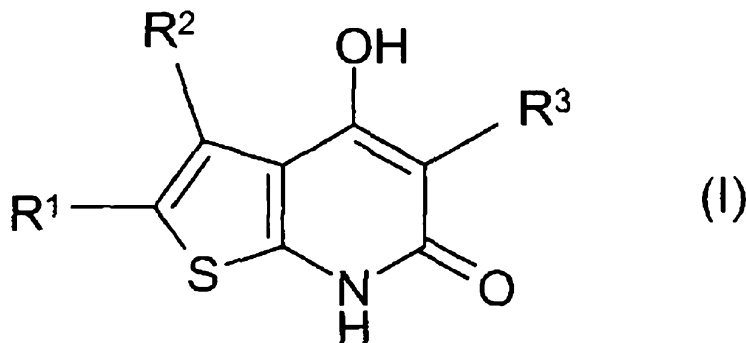
(81) Designated States (unless otherwise indicated, for every kind of national protection available): AE, AG, AL, AM, AO, AT, AU, AZ, BA, BB, BG, BH, BR, BW, BY, BZ, CA, CH, CN, CO, CR, CU, CZ, DE, DK, DM, DO, DZ, EC, EE, EG, ES, FI, GB, GD, GE, GH, GM, GT, HN, HR, HU, ID, IL, IN, IS, JP, KE, KG, KM, KN, KP, KR, KZ, LA, LC, LK, LR, LS, LT, LU, LY, MA, MD, ME, MG, MK, MN, MW, MX, MY, MZ, NA, NG, NI, NO, NZ, OM, PG, PH, PL, PT, RO, RS, RU, SC, SD, SE, SG, SK, SL, SM, ST, SV, SY, TJ, TM, TN, TR, TT, TZ, UA, UG, US, UZ, VC, VN, ZA, ZM, ZW.

(84) Designated States (unless otherwise indicated, for every kind of regional protection available): ARIPO (BW, GH, GM, KE, LS, MW, MZ, NA, SD, SL, SZ, TZ, UG, ZM, ZW), Eurasian (AM, AZ, BY, KG, KZ, MD, RU, TJ, TM), European (AT, BE, BG, CH, CY, CZ, DE, DK, EE, ES, FI, FR, GB, GR, HR, HU, IE, IS, IT, LT, LU, LV, MC, MK, MT, NL, NO, PL, PT, RO, SE, SI, SK, TR), OAPI (BF, BJ, CF, CG, CI, CM, GA, GN, GQ, GW, ML, MR, NE, SN, TD, TG).

Published:

- with international search report (Art. 21(3))
- before the expiration of the time limit for amending the claims and to be republished in the event of receipt of amendments (Rule 48.2(h))

(54) Title: THIENOPYRIDONE DERIVATIVES AS AMP-ACTIVATED PROTEIN KINASE (AMPK) ACTIVATORS

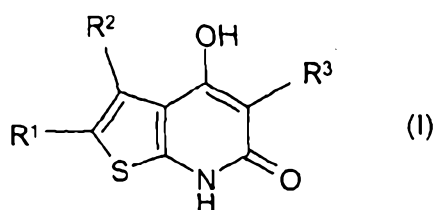


(57) Abstract: The present invention relates to compounds of formula (I) wherein R1, R2 and R3 are as defined in claim 1, including pharmaceutical compositions thereof and for their use in the treatment and/or prevention of diseases and disorders modulated by AMP agonists. The invention is also directed to intermediates and to a method of preparation of compounds of formula (I).

## THIENOPYRIDONE DERIVATIVES AS AMP- ACTIVATED PROTEIN KINASE (AMPK) ACTIVATORS

### FIELD OF THE INVENTION

The invention relates to thienopyridone derivatives that are activators of AMPK-activated protein kinase (AMPK) of formula (I).



The invention also relates to the preparation and use of these thienopyridones in the treatment of disorders such as diabetes, metabolic syndrome, obesity, cancer, inflammation.

### BACKGROUND OF THE INVENTION

The invention relates to novel compounds having valuable properties, in particular those which can be used for the preparation of medicaments.

The present invention relates to compounds that are useful in the treatment and/or prevention of diseases such as diabetes, metabolic syndrome, obesity, cancer, inflammation.

Also provided are methods of treating diseases and disorders which can be treated by activating AMPK, comprising administering an effective amount of a compound of this invention.

The present invention therefore relates to compounds according to the invention as medicaments and/or medicament active ingredients in the treatment and/or

prophylaxis of the said diseases and to the use of compounds according to the invention for the preparation of a pharmaceutical for the treatment and/or prophylaxis of the said diseases and also to a process for the treatment of the said diseases which comprises the administration of one or more compounds according to the invention to a patient in need of such an administration.

Surprisingly we have found that thienopyridone derivatives activate AMPK; therefore, these compounds are especially suitable for the prevention and treatment of diabetes, metabolic syndrome, obesity, cancer, inflammation. It has been found that the compounds according to the invention and salts thereof have very valuable pharmacological properties while being well tolerated.

In particular, they exhibit AMPK activating effects.

The host or patient may belong to any mammal species, for example a primate species, particularly humans; rodents, including mice, rats and hamsters; rabbits; horses, cows, dogs, cats, etc. Animal models are of interest for experimental investigations, where they provide a model for the treatment of a human disease.

AMPK is well established as a sensor and regulator of cellular energy homeostasis (Hardie D.G. and Hawley S.A; "AMP-activated protein kinase: the energy charge hypothesis revisited" Bioassays, 23, 1112, (2001), Kemp B.E. et al. "AMP-activated protein kinase, super metabolic regulator", Biochem; Soc. Transactions, 31, 162 (2003)). Allosteric activation of this kinase due to rising AMP levels occurs in states of cellular energy depletion. The resulting serine/Threonine phosphorylation of target enzymes leads to an adaptation of cellular metabolism to low energy state. The net effect of AMPK activation induced changes is inhibition of ATP consuming processes and activation of ATP generating pathways, and therefore regeneration of ATP stores. Examples of AMPK substrates include acetyl-CoA carboxylase (ACC) and HMG-CoA – reductase (Carling D. et al., "A common bicyclic protein kinase cascade inactivates the regulatory enzymes of fatty acid and cholesterol biosynthesis", FEBS letters, 223, 217 (1987)). Phosphorylation and therefore inhibition of ACC leads to a decrease in fatty acid synthesis (ATP-consuming) and at the same time to an increase in fatty acid

oxidation (ATP-generating). Phosphorylation and resulting inhibition of HMG-CoA-reductase leads to a decrease in cholesterol synthesis. Other substrates of AMPK include hormone sensitive lipase (Garton A. J. et al. 'phosphorylation of bovine hormone-sensitive lipase by AMP-activated protein kinase; A possible antilipolytic mechanism', Eur. J. Biochem. 179, 249, (1989)), glycerol-3-phosphate acyltransferase (Muoio D. M. et al. "AMP-activated kinase reciprocally regulates triacylglycerol synthesis and fatty acid oxidation in liver and muscle: evidence that sn-glycerol-3-phosphate acyltransferase is a novel target", Biochem. J., 338, 783, (1999)), malonyl-CoA decarboxylase (Sarah A. K. et al., "activation of malonyl-CoA decarboxylase in rat skeletal muscle by contraction and the AMP-activated protein kinase activator 5-aminoimidazole-4-carboxamide-1- $\beta$ -D-ribofuranoside", J. Biol. Chem., 275, 24279, (2000)).

AMPK is also implicated in the regulation of liver metabolism. Elevated glucose production by the liver is a major cause of fasting hyperglycemia in T2D (Saltiel et al., "new perspectives into the molecular pathogenesis and treatment of type 2 diabetes, cell 10, 517-529 (2001)). Gluconeogenesis in the liver is regulated by multiple enzymes such as phosphoenolpyruvate carboxykinase (PEPCK) and glucose-6-phosphatase (G6Pase). Activation of AMPK suppresses the transcription of these genes in hepatoma cells (Lochhead et al, "5-aminoimidazole-4-carboxamide riboside mimics the effects of insulin on the expression of the 2 key gluconeogenic genes PEPCK and glucose-6-phosphatase, Diabetes, 49,896-903 (2000))

AMPK activation also down-regulates gluconeogenesis acting on some other genes expression. These effects may be due to its ability to down-regulate key transcription factors such as SREBP-1c (Zhou G. et al., " Role of AMP-activated protein kinase in mechanism of metformin action" J. Clin. Invest., 108, 1167 (2001)) ChREBP (Kawaguchi T. et al., " mechanism for fatty acids sparing effect on glucose induced transcription: regulation of carbohydrate response element binding protein by AMP-activated protein kinase" J. Biol. Chem. 277, 3829 (2001)) or HNF-4 $\alpha$  (Leclerc I. et al., "Hepatocyte nuclear factor-4 $\alpha$ (2001)) or HNF-4 type 1 maturity-onset diabetes of the young is a novel target of AMP-activated protein kinase" Diabetes, 50, 1515 (2001)) or by direct phosphorylation of transcriptional coactivators such as p300 (Yang W; et al., "Regulation of transcription by AMP-

activated protein kinase; Phosphorylation of p300 blocks its interaction with nuclear receptors" J. Biol. Chem. 276, 38341 (2001)) and TORC2.

AMPK is considered as an attractive candidate for contraction-induced skeletal muscle glucose uptake because it is activated in parallel with elevation in AMP and a reduction in creatine phosphate energy stores (Hutber et al. "Electrical stimulation inactivates muscle acetyl - CoA carboxylase and increases AMP-activated protein kinase" Am. J. Physiol. Endocrinol. Metab. 272, E262-E66 (1997)). Furthermore, AICAR-induced activation of AMPK increases glucose uptake (Merrill et al. "AICA Riboside increases AMP-activated protein kinase, fatty acid oxidation and glucose uptake in rat muscle" Am. J. Physiol. Endocrinol. Metab. 273, E1107-E1112 (1997)) concomitantly with glucose transporter 4 (GLUT4) fusion with plasma membrane (Kurth-Kraczek "5'-AMP-activated protein kinase activation causes GLUT4 translocation in skeletal muscle, Diabetes, 48, 21667-1671 (1999)). Over expression of an kinase dead subunit in skeletal muscle abolishes AICAR, but partially impairs contraction-stimulated glucose uptake (Mu J. et al. "A role for AMP-activated protein kinase in contraction and hypoxia-regulated glucose transport in skeletal muscle, Mol. Cell. 7, 1085-1094 (2001)). These findings suggest that additional pathways mediate contraction induced glucose uptake whereas it is apparent that AMPK mediates the effects of AICAR on glucose uptake.

Despite extensive study on upstream stimuli that activate AMPK, investigation on the downstream substrate(s) of AMPK-mediated glucose uptake is lacking. More recent reports revealed that Akt substrate of 160kDa (AS160) is an important substrate downstream of Akt that is involved in insulin-stimulated glucose uptake. In addition to insulin, contraction and activation of AMPK by AICAR is associated with increased phosphorylation of AS160 in rodent skeletal muscle. Phosphorylation of AS160 is impaired or abolished in skeletal muscle from AMPK  $\alpha$ 2 knockout, g3 knockout, and  $\alpha$ 2-kinase dead mice in response to AICAR treatment (Treeback et al. AMPK-mediated AS160 phosphorylation in skeletal muscle is dependent on AMPK catalytic and regulatory subunits, Diabetes (2006)). This corroborates findings of impaired AICAR-stimulated glucose uptake in skeletal muscle of these mice ( Jorgensen S..B. et al. Knockout of the  $\alpha$ 2 but not  $\alpha$ 1 5'-AMP-activated protein kinase isoform abolishes 5-aminoimidazole-4-carboxamide-

1b-4 ribofuranoside but not contraction-induced glucose uptake in skeletal muscle, J. Biol. Chem. 279, 1070-1079 (2004)). Therefore, AS160 appeared to be a downstream target of AMPK in mediating glucose uptake in skeletal muscle.

Taken together all these metabolic effects provide evidence that AMPK suppresses liver gluconeogenesis and lipid production, while decreasing hepatic lipid deposition via increased lipid oxidation, thus improving the glucose and lipid profile in T2D.

More recently an involvement of AMPK in the regulation of not only cellular but also whole body energy metabolism has become apparent. It was shown that the adipocyte-derived hormone leptin leads to a stimulation of AMPK and therefore to an increase in fatty acid oxidation in skeletal muscle (Minokoshi Y. et al, "leptin stimulates fatty-acid oxidation by activating AMP activated protein kinase", Nature, 415, 339 (2002)). Adiponectin another adipocyte derived hormone leading to improved carbohydrate and lipid metabolism, has been demonstrated to stimulate AMPK liver and skeletal muscle (Yamanauchi T. et al., "adiponectin stimulates glucose utilization and fatty acid oxidation by activating AMP-activated protein kinase", Nature Medicine, 8, 1288, (2002)), Tomas E. et al., "Enhanced muscle fat oxidation and glucose transport by ACRP30 globular domain: Acetyl-CoA carboxylase inhibition and AMP-activated protein kinase activation" PNAS, 99, 16309, (2002)). The activation of AMPK in these circumstances seems to be independent of increasing cellular AMP levels but rather due to phosphorylation by one or more yet to be identified upstream kinases.

Based on the knowledge of the above-mentioned consequences of AMPK activation, profound beneficial effects would be expected from in vivo activation of AMPK. In liver, decreased expression gluconeogenic enzymes would reduce hepatic glucose output and improve overall glucose homeostasis, and both direct inhibition and/or reduced expression of key enzymes in lipid metabolism would increase glucose uptake and fatty acid oxidation with resulting improvement of glucose homeostasis and, due to a reduction in intra-myocyte triglyceride accumulation, to improved insulin action. Finally, the increase in energy expenditure should lead to a decrease in body weight. The combination of these effects in the metabolic syndrome would be expected to significantly reduce the risk for acquiring cardiovascular diseases.

Several studies in rodents support this hypothesis (Bergeron R. et al. "Effect of 5-aminoimidazole-4-carboxamide-1( $\beta$ )-D-ribofuranoside infusion on in vivo glucose metabolism in lean and obese Zucker rats", *Diabetes*, 50, 1076 (2001), Song S.M. et al., 5- aminoimidazole-4-dicarboxamide ribonucleoside treatment improves glucose homeostasis in insulin-resistant diabeted (ob/ob) mice", *Diabetologia*, 45, 56 (2002), Halseth A.E. et al., "Acute and chronic treatment of ob/ob and db/db mice with AICAR decreases blood glucose concentrations", *Biochem. and Biophys. Res. Comm.*, 294, 798 (2002), Buhl E. S. et al., " Long-term AICAR administration reduces metabolic disturbances and lowers blood pressure in rats displaying feature of the insulin resistance syndrome", *Diabetes*, 51, 2199 (2002)). Until recently most in vivo studies have relied on the AMPK activator AICAR, a cell permeable precursor of ZMP. ZMP acts as an intracellular AMP mimic and, when accumulated to high enough levels, is able to stimulate AMPK activity (Corton J.M. et al. "5- aminoimidazole-4-dicarboxamide ribonucleoside, a specific method for activating AMP-activated protein kinase in intact cells?", *Eur. J. Biochem.*, 229, 558 (1995)). However, ZMP also acts as an AMP mimic in the regulation of other enzymes, and therefore not a specific AMPK activator (Musi N. and Goodyear L. J., "Targeting the AMP-activated protein kinase for the treatment of type 2 diabetes", *Current Drug Targets-immune, Endocrine and Metabolic Disorders*, 2 119 (2002)). Several in vivo studies have demonstrated beneficial effects of both acute and chronic AICAR administration in rodent models of obesity and type 2 diabetes (Bergeron R. et al., "Effect of 5-aminoimidazole-4-carboximide-1 $\beta$ -D-ribofuranoside infusion on in vivo glucose metabolism in lean and obese Zucker rats", *Diabetes*, 50, 1076, (2001), Song S.M. et al., " 5-aminoimidazole-4-carboxamide ribonucleotide treatment improves glucose homeostasis in insulin resistant diabetic (ob/bo) mice" , *Diabetologia*, 45, 56, (2002), Halseth A.E. et al., "Acute and chronic treatment of ob/ob and db/db mice with AICAR decreases blood glucose concentrations" *Biochem.Biophys. Res. Comm.* 294, 798, (2002), Buhl E. S. et al., " Long-term AICAR administration reduces metabolic disturbances and lowers blood pressure in rats displaying feature of the insulin resistance syndrome", *Diabetes*, 51, 2199 (2002)). For example, 7 week AICAR administration in the obese Zucker (*fa/fa*) rat leads to a reduction in plasma triglycerides and free fatty acids, an increase in HDL cholesterol, and a



normalisation of glucose metabolism as assessed by an oral glucose tolerance test (Minokoshi Y. et al., "Leptin stimulates fatty-acid oxidation by activating AMP-activated protein kinase", Nature, 415, 339, -2002)). In both ob/ob and db/db mice, 8 day AICAR administration reduces blood glucose by 35% (Halseth A.E. et al.,  
5 "Acute and chronic treatment of ob/ob and db/db mice with AICAR decreases blood glucose concentrations", Biochem. Biophys. Res. Comm., 294, 798 (2002)). In addition to AICAR, it was found that the diabetes drug metformin can activate AMPK in vivo at high concentrations (Zhou G. et al., "Role of AMP-activated protein kinase in mechanism of metformin action", J. Clin. Invest., 108, 1167, (2001), Musi  
10 N. et al., "Metformin increases AMP-activated protein kinase activity in skeletal muscle of subjects with type 2 diabetes", Diabetes, 51, 2074, (2002)), although it has to be determined to what extent its antidiabetic action relies on this activation. As with leptin and adiponectin, the stimulatory effect of metformin is indirect via activation of an upstream kinase (Zhou G. et al., "Role of AMP-activated protein  
15 kinase in mechanism of metformin action", J. Clin. Invest., 108, 1167, (2001)).

More recently, a small molecule AMPK activator have been described. This direct AMPK activator, named A-769662, a member of the Thienopyridone family in vivo induces a decrease in plasma glucose and triglycerides (Cool. B. et al.,  
20 "Identification and characterization of a small molecule AMPK activator that treats key components of type 2 diabetes and the metabolic syndrome", cell Metab., 3, 403-416, (2006)).

In addition to pharmacologic intervention, several transgenic mouse models have been developed in the last years, and initial results are becoming available.  
25 Expression of dominant negative AMPK in skeletal muscle of transgenic mice has demonstrated the AICAR effect on stimulation of glucose transport is dependant of AMPK activation (Mu J. et al., "Role for AMP-activated protein kinase in contraction and hypoxia regulated glucose transport in skeletal muscle", Molecular Cell, 7, 1085, (2001)), and therefore likely not caused by non-specific ZMP effects.  
30 Similar studies in other tissues will help to further define the consequences of AMPK activation. It is expected that pharmacologic activation of AMPK will have benefits in the metabolic syndrome with improved glucose and lipid metabolism and a reduction in body weight. To qualify a patient as having metabolic

syndrome, three out of the five following criteria must be met: elevated blood pressure above 130/85mmHg, fasting blood glucose above 110mg/dl, abdominal obesity above 40" (men) or 35" (women) waist circumference, and blood lipid changes as defined by increase in triglycerides above 150mg/dl or decrease HDL cholesterol below 40mg/dl (men) or 50mg/dl (women). Therefore, the combined effects that may be achieved through activation of AMPK in a patient who qualifies as having metabolic syndrome would raise the interest of this target.

Stimulation of AMPK has been shown stimulate expression of uncoupling protein 3 (UCP3) skeletal muscle (Zhou m. et al., "UCP-3 expression in skeletal muscle: effects of exercise, hypoxia, and AMP-activated protein kinase", *AM. J. Physiol. Endocrinol. Metab.*, 279, E622, (2000)) and might therefore be a way to prevent damage from reactive oxygen species. Endothelial NO synthase (eNOS) has been shown to be activated through AMPK mediated phosphorylation (Chen Z.-P. et al., "AMP-activated protein kinase phosphorylation of endothelial NO synthase", *FEBS Letters*, 443, 285, (1999)), therefore AMPK activation can be used to improve local circulatory systems.

AMPK has a role in regulating the mTOR pathway. mTOR is a serine/threonine kinase and is a key regulator of protein synthesis. To inhibit cell growth and protect cells from apoptosis induced by glucose starvation, AMPK phosphorylates TSC2 at Thr-1227 and Ser-1345 increasing the activity of the TSC1 and TSC-2 complex to inhibit m-TOR. In addition, AMPK inhibits mTOR action by phosphorylation on Thr-2446. Thus, AMPK indirectly and directly inhibits the activity of mTOR to limit protein synthesis. AMPK may also be a therapeutic target for many cancers that have constitutive activation of the PI3K-Akt signalling pathway. Treatment of various cancer cell lines by AICAR attenuated the cell proliferation both in vitro and in vivo studies (Giri R; R., "5-Aminoimidazole-4-carboxamide-1-beta-4-ribofuranoside inhibits cancer cell proliferation in vitro and in vivo via AMP-activated protein kinase (AMPK)", *J. Biol. Chem.* (2005)). Two reports link the treatment of metformin with a lower risk of cancer in diabetic patients (Evans J.M. "Metformin and reduced risk of cancer in diabetic patients", *BMJ*, 330,1304-1305, (2005))

2009235784 02 Sep 2013

The activation of AMPK by AICAR has been shown to reduce expression of the lipogenic enzymes FAS and ACC, resulting in suppression of proliferation in prostate cancer cells. Many cancer cells display a markedly increased rate of de novo fatty acid synthesis correlated with high levels of FAS. Inhibition of FAS suppresses cancer cell proliferation and induces cell death. Thus, AMPK activation and inhibition of FAS activity is a clear target for pharmacological therapy of cancers.

In some publications it has been described that AICAR as an AMPK activator exerts anti-inflammatory diseases. It has been observed that AICAR attenuates the production of proinflammatory cytokines and mediators (S. Giri et al. J. Neuroscience 2004, 24:479-487), AICAR in rat model and in vitro attenuates EAE progression by limiting infiltration of leucocytes across blood brain barrier (BBB) (N. Nath. Et al. J. of Immunology 2005, 175:566-574; R. Prasad et al. J. Neurosci Res. 2006, 84:614-625) and it has been suggested recently that AMPK activating agents act as anti-inflammatory agents and can hold a therapeutic potential in Krabbe disease/twitcher disease (an inherited neurological disorder) (S. Giri et al. J. Neurochem. 2008, Mar 19).

#### **PRIOR ART**

US5,602,144 discloses thienopyridone derivatives for the treatment of cerebral ischemia or schizophrenia.

US 7,119,205 discloses thienopyridones derivatives for the treatment useful for the treatment of diabetes, obesity as AMPK activators.

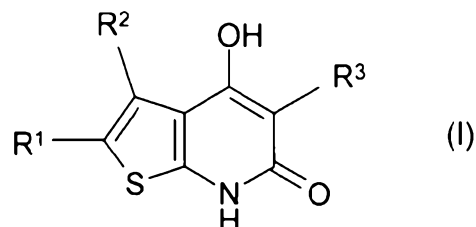
WO2007019914 discloses thienopyridone derivatives for the treatment useful for the treatment of diabetes, obesity as AMPK activators.

2009235784 02 Sep 2013

9a

**SUMMARY OF THE INVENTION**

A first aspect of the invention provides a compound of formula (I)



in which :

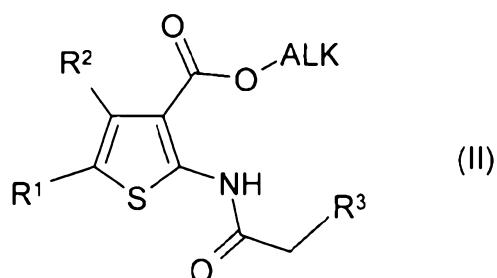
- $R^1$  denotes Hal,
- $R^2, R^3$  each, independently of one another, denote Ar or Het,
- Ar denotes phenyl, naphthyl, each of which is unsubstituted or mono-, di-, tri-, tetra- or pentasubstituted by A, Hal, OA, OH, CHO, COA,  $NH_2$ , NHA,  $NA_2$ ,  $NO_2$ , COOA, COOH,  $CONH_2$ , CONHA,  $CONA_2$ ,  $SO_2A$ , CN,  $C(=NH)NH_2$ ,  $C(=NH)NHOH$  and/or Het,
- Het denotes a mono- or bicyclic unsaturated or aromatic heterocycle having 1 to 4 N, O and/or S atoms, which may be mono-, di- or trisubstituted by Hal, A, OA, OH, CHO, COA, COOH, COOA,  $CN$ ,  $NO_2$ ,  $NH_2$ , NHA,  $NA_2$ ,  $CONH_2$ , CONHA and/or  $CONA_2$ ,
- A denotes unbranched or branched alkyl having 1 to 10 C atoms, in which 1 to 7 H atoms may be replaced by OH, F, Cl and/or Br, or denotes cycloalkyl having 3 to 7 C atoms,
- Hal denotes F, Cl, Br or I,
- and pharmaceutically usable salts, solvates and stereoisomers thereof, including mixtures thereof in all ratios.

A second aspect of the invention provides a process for the preparation of a compound of formula (I) as defined in the first aspect pharmaceutically usable salts, solvates and stereoisomers thereof comprising:

cyclising a compound of formula (II)

2009235784 02 Sep 2013

9b



wherein R<sup>1</sup>, R<sup>2</sup>, R<sup>3</sup> are as defined in the first aspect,  
and ALK denotes C<sub>1</sub>-C<sub>6</sub> alkyl

under basic conditions,

and/or

converting a base or acid of formula I into one of its salts.

A third aspect of the invention provides a medicament comprising at least one compound of formula (I) as defined in the first aspect, and/or pharmaceutically usable salts, solvates and stereoisomers thereof, including mixtures thereof in all ratios.

A fourth aspect of the invention provides a use of a compound as defined in the first aspect and/or pharmaceutically usable salts, solvates stereoisomers thereof, including mixtures thereof in all ratios for the preparation of a medicament for the treatment of metabolic syndrome, diabetes, obesity, cancer, inflammation or a cardiovascular disease.

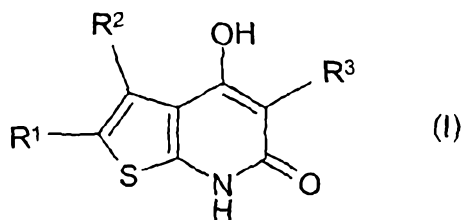
A fifth aspect of the invention provides a method for the treatment of metabolic syndrome, diabetes, obesity, cancer, inflammation or a cardiovascular disease, the method comprising administering to a subject in need thereof an effective amount of a compound as defined in the first aspect and/or pharmaceutically usable salts, solvates and stereoisomers thereof, including mixtures thereof in all ratios or a medicament as defined in the third aspect.

A sixth aspect of the invention provides a compound of formula (I) prepared according to the process defined in the second aspect.

9c

The invention relates to compounds of the formula (I)

2009235784 02 Sep 2013



in which :

$R^1$  denotes H, A, OA, OH, Hal,  $NO_2$ , COOA, COOH, CHO, COA,  $CONH_2$ ,  
CONHA,  $CONA_2$ , CN,  $SO_2A$ ,  $SO_2NH_2$ , Ar or Het,

$R^2$ ,  $R^3$  each, independently of one another, denote Ar or Het,

Ar denotes phenyl, naphthyl, each of which is unsubstituted or mono-, di-, tri-,  
tetra- or pentasubstituted by A, Hal, OA, OH, CHO, COA,  $NH_2$ , NHA,  $NA_2$ ,  
 $NO_2$ , COOA, COOH,  $CONH_2$ , CONA,  $CONA_2$ ,  $SO_2A$ , CN,  $C(=NH)NH_2$ ,  
 $C(=NH)NHOH$  and/or Het,

Het denotes a mono- or bicyclic unsaturated or aromatic heterocycle having 1  
to 4 N, O and/or S atoms, which may be mono-, di- or trisubstituted by Hal,  
A, OA, OH, CHO, COA, COOH, COOA, CN,  $NO_2$ ,  $NH_2$ , NHA,  $NA_2$ ,  
 $CONH_2$ , CONHA and/or  $CONA_2$ ,

A denotes unbranched or branched alkyl having 1-10 C atoms, in which 1-7  
H atoms may be replaced by OH, F, Cl and/or Br, or  
denotes cycloalkyl having 3-7 C atoms,

Hal denotes F, Cl, Br or I,

and pharmaceutically usable salts and stereoisomers thereof, including mixtures  
thereof in all ratios,

excluding compounds of the formula (I) where

-  $R^1 = H$  ;  $R^2 = \text{phenyl}$  ;  $R^3 = 3\text{-methoxyphenyl}$

-  $R^1 = H$  ;  $R^2 = R^3 = \text{phenyl}$

-  $R^1 = H$  ,  $R^2 = \text{phenyl}$  ,  $R^3 = 2\text{-thiazoyl}$ .

Some preferred compounds of formula (I) are the following :

3,5-diphenyl-4-hydroxy-2-methyl-6,7-dihydro-thieno[2,3-b]pyridin-6-one,

methyl 3,5-diphenyl- 4-hydroxy-6-oxo-6,7-dihydro-thieno[2,3-b]pyridine-2-  
carboxylate,

ethyl 3,5-diphenyl-4-hydroxy-6-oxo-6,7-dihydro-thieno[2,3-b]pyridine-2-carboxylate,  
3,5-diphenyl-4-hydroxy-6-oxo-6,7-dihydro-thieno[2,3-b]pyridine-2-carboxylic acid,  
3,5-diphenyl-4-hydroxy-N-methyl-6-oxo-6,7-dihydro-thieno[2,3-b]pyridine-2-  
5 carboxamide,  
3,5-diphenyl-4-hydroxy-2-hydroxymethyl-6,7-dihydro-thieno[2,3-b]pyridin-6-one,  
4-hydroxy-2,3,5-triphenyl-6,7-dihydro-thieno[2,3-b]pyridin-6-one,  
3,5-diphenyl-4-hydroxy-6-oxo-6,7-dihydro-thieno[2,3-b]pyridine-carboxamide,  
3,5-diphenyl-4-hydroxy-2-methylsulfonyl-6,7-dihydro-thieno[2,3-b]pyridin-6-one,  
10 2-cyano-3,5-diphenyl-4-hydroxy-6,7-dihydro-thieno[2,3-b]pyridin-6-one,  
4-hydroxy-5-(2-hydroxyphenyl)-3-phenyl-2-methyl-6,7-dihydro-thieno[2,3-b]pyridin-6-one,  
4-hydroxy-5-(2-methoxyphenyl)-3-phenyl-6,7-dihydro-thieno[2,3-b]pyridin-6-one,  
2-chloro-4-hydroxy-5-(2-methoxyphenyl)-3-phenyl-6,7-dihydro-thieno[2,3-b]pyridin-  
15 6-one,  
2-chloro-4-hydroxy-5-(2-hydroxyphenyl)-3-phenyl-6,7-dihydro-thieno[2,3-b]pyridin-6-one,  
2-chloro-4-hydroxy-5-(2-benzyloxyphenyl)-3-phenyl-6,7-dihydro-thieno[2,3-b]pyridin-6-one,  
20 4-hydroxy-3-phenyl-5-(pyridin-4-yl)-2-methyl-6,7-dihydro-thieno[2,3-b]pyridin-6-one  
4-hydroxy-3-phenyl-5-(pyridine-3-yl)-6,7-dihydro-thieno[2,3-b]pyridin-6-one,  
4-hydroxy-5-(4-methoxyphenyl)-3-phenyl-6,7-dihydro-thieno[2,3-b]pyridin-6-one,  
2-chloro-4-hydroxy-5-(4-methoxyphenyl)-3-phenyl-6,7-dihydro-thieno[2,3-b]pyridin-6-one  
25 4-hydroxy-5-(4-hydroxyphenyl)-3-phenyl-6,7-dihydro-thieno[2,3-b]pyridin-6-one,  
2-chloro-4-hydroxy-5-(4-hydroxyphenyl)-3-phenyl-6,7-dihydro-thieno[2,3-b]pyridin-6-one,  
4-hydroxy-5-(4-cyanophenyl)-3-phenyl-6,7-dihydro-thieno[2,3-b]pyridin-6-one,  
4-hydroxy-5-(4-dimethylaminophenyl)-3-phenyl-6,7-dihydro-thieno[2,3-b]pyridin-6-  
30 one,  
4-hydroxy-5-(4-methoxyphenyl)-2-methyl-3-phenyl-6,7-dihydro-thieno[2,3-b]pyridin-6-one,



- 4-hydroxy-5-(4-hydroxyphenyl)-2-methyl-3-phenyl-6,7-dihydro-thieno[2,3-b]pyridin-6-one,  
2-chloro-4-hydroxy-5-(4-(aminohydroxyiminomethyl)phenyl)-3-phenyl-6,7-dihydro-thieno[2,3-b]pyridin-6-one,  
5 2-chloro-4-hydroxy-5-(4-methylsulfonylphenyl)-3-phenyl-6,7-dihydro-thieno[2,3-b]pyridin-6-one,  
4-(2-chloro-4-hydroxy-3-phenyl-6-oxo-6,7-dihydro-thieno[2,3-b]pyridin-5-yl)benzoic acid,  
2-chloro-4-hydroxy-5-(4-trifluoromethylphenyl)-3-phenyl-6,7-dihydro-thieno[2,3-b]pyridin-6-one,  
10 4-(2-chloro-4-hydroxy-5-phenyl-6-oxo-6,7-dihydro-thieno[2,3-b]pyridin-3-yl)benzamide,  
N-methyl-4-(2-chloro-4-hydroxy-5-phenyl-6-oxo-6,7-dihydro-thieno[2,3-b]pyridin-3-yl)benzamide,  
15 2-chloro-4-hydroxy-5-(3-methoxyphenyl)-3-phenyl-6,7-dihydro-thieno[2,3-b]pyridin-6-one,  
2-chloro-4-hydroxy-5-(3-hydroxyphenyl)-3-phenyl-6,7-dihydro-thieno[2,3-b]pyridin-6-one,  
4-hydroxy-5-(3-methoxyphenyl)-2-methyl-3-phenyl-6,7-dihydro-thieno[2,3-b]pyridin-6-one,  
20 4-hydroxy-5-(3-methoxyphenyl)-3-phenyl-6,7-dihydro-thieno[2,3-b]pyridin-6-one,  
2-chloro-4-hydroxy-5-(3-cyanophenyl)-3-phenyl-6,7-dihydro-thieno[2,3-b]pyridin-6-one,  
2-chloro-4-hydroxy-5-(3-(aminohydroxyiminomethyl)phenyl)-3-phenyl-6,7-dihydro-thieno[2,3-b]pyridin-6-one,  
25 2-chloro-4-hydroxy-5-(3-methylsulfonylphenyl)-3-phenyl-6,7-dihydro-thieno[2,3-b]pyridin-6-one,  
3-(2-chloro-4-hydroxy-5-phenyl-6-oxo-6,7-dihydro-thieno[2,3-b]pyridin-3-yl)benzoic acid,  
30 4-hydroxy-5-(3-trifluoromethylphenyl)-3-phenyl-6,7-dihydro-thieno[2,3-b]pyridin-6-one,  
2-chloro-4-hydroxy-5-(3-trifluoromethylphenyl)-3-phenyl-6,7-dihydro-thieno[2,3-b]pyridin-6-one,

2-chloro-4-hydroxy-5-(3-aminoiminomethylphenyl)-3-phenyl-6,7-dihydro-thieno[2,3-b]pyridin-6-one hydrochlorhyde

N-methyl-3-(2-chloro-4-hydroxy-5-phenyl-6-oxo-6,7-dihydro-thieno[2,3-b]pyridin-3-yl)benzamide,

- 5 3-(4-bromophenyl)-4-hydroxy-5-phenyl-6,7-dihydro-thieno[2,3-b]pyridin-6-one  
3-(4-chlorophenyl)-4-hydroxy-5-phenyl-6,7-dihydro-thieno[2,3-b]pyridin-6-one,  
3-(4-fluorophenyl)-4-hydroxy-5-phenyl-6,7-dihydro-thieno[2,3-b]pyridin-6-one,  
2-chloro-3-(4-fluorophenyl)-4-hydroxy-5-phenyl-6,7-dihydro-thieno[2,3-b]pyridin-6-one
- 10 3-(4-bromophenyl)-4-hydroxy-5-(pyridin-3-yl)-6,7-dihydro-thieno[2,3-b]pyridin-6-one,  
3-(4-bromophenyl)-4-hydroxy-5-(pyridin-4-yl)-6,7-dihydro-thieno[2,3-b]pyridin-6-one,  
3-(4-bromophenyl)-4-hydroxy-5-(pyridin-2-yl)-6,7-dihydro-thieno[2,3-b]pyridin-6-
- 15 one,  
4-hydroxy-3-(4-hydroxyphenyl)-5-phenyl-6,7-dihydro-thieno[2,3-b]pyridin-6-one,  
4-hydroxy-3-(4-methoxyphenyl)-5-phenyl-6,7-dihydro-thieno[2,3-b]pyridin-6-one,  
2-chloro-4-hydroxy-3-(4-methoxyphenyl)-5-phenyl-6,7-dihydro-thieno[2,3-b]pyridin-6-one,
- 20 2-chloro-4-hydroxy-3-(4-hydroxyphenyl)-5-phenyl-6,7-dihydro-thieno[2,3-b]pyridin-6-one,  
4-hydroxy-3-(naphth-2-yl)-5-phenyl-6,7-dihydro-thieno[2,3-b]pyridin-6-one,  
2-chloro-4-hydroxy-3-(naphth-2-yl)-5-phenyl-6,7-dihydro-thieno[2,3-b]pyridin-6-one,
- 25 4-hydroxy-3-(1-hydroxy-naphth-2-yl)-5-phenyl-6,7-dihydro-thieno[2,3-b]pyridin-6-one,  
2-chloro-4-hydroxy-3-(1-hydroxy-naphth-2-yl)-5-phenyl-6,7-dihydro-thieno[2,3-b]pyridin-6-one,
- 30 4-hydroxy-3-(4-methylphenyl)-5-phenyl-6,7-dihydro-thieno[2,3-b]pyridin-6-one,  
2-chloro-4-hydroxy-3-(4-methylphenyl)-5-phenyl-6,7-dihydro-thieno[2,3-b]pyridin-6-one  
4-hydroxy-3-(4-trifluoromethylphenyl)-5-phenyl-6,7-dihydro-thieno[2,3-b]pyridin-6-one,

4-hydroxy-3-(4-n-butylphenyl)-5-phenyl-6,7-dihydro-thieno[2,3-b]pyridin-6-one,  
2-chloro-4-hydroxy-3-(4-n-butylphenyl)-5-phenyl-6,7-dihydro-thieno[2,3-b]pyridin-  
6-one,  
4-hydroxy-3-(4-hydroxymethylphenyl)-5-phenyl-6,7-dihydro-thieno[2,3-b]pyridin-6-  
5 one,  
4-hydroxy-3-(4-tert-butylphenyl)-5-phenyl-6,7-dihydro-thieno[2,3-b]pyridin-6-one,  
2-chloro-4-hydroxy-3-(4-tert-butylphenyl)-5-phenyl-6,7-dihydro-thieno[2,3-  
b]pyridin-6-one  
4-hydroxy-3,5-di-(4-methoxyphenyl)-6,7-dihydro-thieno[2,3-b]pyridin-6-one,  
10 4-hydroxy-3,5-di-(4-hydroxyphenyl)-6,7-dihydro-thieno[2,3-b]pyridin-6-one,  
4-hydroxy-3-(4-methoxyphenyl)-5-(4-fluorophenyl)-6,7-dihydro-thieno[2,3-  
b]pyridin-6-one,  
4-hydroxy-3-(4-hydroxyphenyl)-5-(4-fluorophenyl)-6,7-dihydro-thieno[2,3-b]pyridin-  
6-one,  
15 2-chloro-4-hydroxy-3-(4-hydroxyphenyl)-5-(4-fluorophenyl)-6,7-dihydro-thieno[2,3-  
b]pyridin-6-one,  
4-hydroxy-3-(4-fluorophenyl)-5-(4-methoxyphenyl)-6,7-dihydro-thieno[2,3-  
b]pyridin-6-one,  
4-hydroxy-3-(4-fluorophenyl)-5-(4-hydroxyphenyl)-6,7-dihydro-thieno[2,3-b]pyridin-  
20 6-one,  
2-chloro-4-hydroxy-3-(4-fluorophenyl)-5-(3-cyanophenyl)-6,7-dihydro-thieno[2,3-  
b]pyridin-6-one,  
3-(2-chloro-4-hydroxy-3-(4-fluorophenyl)-6-oxo-6,7-dihydro-thieno[2,3-b]pyridin-5-  
yl)benzoic acid,  
25 2-chloro-4-hydroxy-3-(4-methoxyphenyl)-5-(3-cyanophenyl)-6,7-dihydro-  
thieno[2,3-b]pyridin-6-one,  
4-(4-hydroxy-5-phenyl-6-oxo-6,7-dihydro-thieno[2,3-b]pyridin-3-yl)benzamide,  
4-hydroxy-3-(3-methoxyphenyl)-5-phenyl-6,7-dihydro-thieno[2,3-b]pyridin-6-one,  
2-chloro-4-hydroxy-3-(3-methoxyphenyl)-5-phenyl-6,7-dihydro-thieno[2,3-b]pyridin-  
30 6-one,  
4-hydroxy-3-(3-hydroxyphenyl)-5-phenyl-6,7-dihydro-thieno[2,3-b]pyridin-6-one,  
2-chloro-4-hydroxy-3-(3-ethoxyphenyl)-5-phenyl-6,7-dihydro-thieno[2,3-b]pyridin-6-  
one,

3-(3-fluorophenyl)-4-hydroxy-5-phenyl-6,7-dihydro-thieno[2,3-b]pyridin-6-one,  
2-chloro-3-(3-fluorophenyl)-4-hydroxy-5-phenyl-6,7-dihydro-thieno[2,3-b]pyridin-6-one,  
4-hydroxy-3-(3-methylphenyl)-5-phenyl-6,7-dihydro-thieno[2,3-b]pyridin-6-one,  
5 2-chloro-4-hydroxy-3-(3-methylphenyl)-5-phenyl-6,7-dihydro-thieno[2,3-b]pyridin-6-one,  
3-(3-bromophenyl)-4-hydroxy-5-phenyl-6,7-dihydro-thieno[2,3-b]pyridin-6-one,  
4-hydroxy-3-(3-hydroxymethylphenyl)-5-phenyl-6,7-dihydro-thieno[2,3-b]pyridin-6-one,  
10 2-chloro-4-hydroxy-3-(3-hydroxymethylphenyl)-5-phenyl-6,7-dihydro-thieno[2,3-b]pyridin-6-one,  
4-hydroxy-3-(3-methylsulfonylphenyl)-5-phenyl-6,7-dihydro-thieno[2,3-b]pyridin-6-one,  
3-(2-chloro-4-hydroxy-5-phenyl-6-oxo-6,7-dihydro-thieno[2,3-b]pyridin-3-yl)benzoic acid,  
15 4-hydroxy-3-(2-methoxyphenyl)-5-phenyl-6,7-dihydro-thieno[2,3-b]pyridin-6-one,  
2-chloro-4-hydroxy-3-(2-methoxyphenyl)-5-phenyl-6,7-dihydro-thieno[2,3-b]pyridin-6-one,  
4-hydroxy-3-(2-hydroxyphenyl)-5-phenyl-6,7-dihydro-thieno[2,3-b]pyridin-6-one,  
20 2-chloro-4-hydroxy-3-(2-hydroxyphenyl)-5-phenyl-6,7-dihydro-thieno[2,3-b]pyridin-6-one,  
2-chloro-4-hydroxy-3-(2-benzyloxyphenyl)-5-phenyl-6,7-dihydro-thieno[2,3-b]pyridin-6-one,  
3-(2-fluorophenyl)-4-hydroxy-5-phenyl-6,7-dihydro-thieno[2,3-b]pyridin-6-one,  
25 2-chloro-3-(2-fluorophenyl)-4-hydroxy-5-phenyl-6,7-dihydro-thieno[2,3-b]pyridin-6-one,  
3-(2-bromophenyl)-4-hydroxy-5-phenyl-6,7-dihydro-thieno[2,3-b]pyridin-6-one,  
3-(2-chlorophenyl)-4-hydroxy-5-phenyl-6,7-dihydro-thieno[2,3-b]pyridin-6-one,  
2-chloro-3-(2-chlorophenyl)-4-hydroxy-5-phenyl-6,7-dihydro-thieno[2,3-b]pyridin-6-one,  
30 4-hydroxy-3-(2-methylphenyl)-5-phenyl-6,7-dihydro-thieno[2,3-b]pyridin-6-one,  
2-chloro-4-hydroxy-3-(2-methylphenyl)-5-phenyl-6,7-dihydro-thieno[2,3-b]pyridin-6-one,

3-(2,4-dimethoxyphenyl)-4-hydroxy-5-phenyl-6,7-dihydro-thieno[2,3-b]pyridin-6-one,

3-(2,4-dihydroxyphenyl)-4-hydroxy-5-phenyl-6,7-dihydro-thieno[2,3-b]pyridin-6-one,

5 3-(2-fluoro-4-hydroxyphenyl)-4-hydroxy-5-phenyl-6,7-dihydro-thieno[2,3-b]pyridin-6-one,

2-chloro-3-(2-fluoro-4-hydroxyphenyl)-4-hydroxy-5-phenyl-6,7-dihydro-thieno[2,3-b]pyridin-6-one,

10 3-(2-fluoro-4-methoxyphenyl)-4-hydroxy-5-phenyl-6,7-dihydro-thieno[2,3-b]pyridin-6-one,

2-chloro-3-(2-fluoro-4-methoxyphenyl)-4-hydroxy-5-phenyl-6,7-dihydro-thieno[2,3-b]pyridin-6-one,

3-(2,4-difluorophenyl)-4-hydroxy-5-phenyl-6,7-dihydro-thieno[2,3-b]pyridin-6-one,

15 2-chloro-3-(2,4-difluorophenyl)-4-hydroxy-5-phenyl-6,7-dihydro-thieno[2,3-b]pyridin-6-one,

3-(5-chloro-2-fluoro-4-hydroxyphenyl)-4-hydroxy-5-phenyl-6,7-dihydro-thieno[2,3-b]pyridin-6-one,

3-(2-benzyloxy-4-fluorophenyl)-4-hydroxy-5-phenyl-6,7-dihydro-thieno[2,3-b]pyridin-6-one,

20 3-(2-benzyloxy-4-fluorophenyl)-2-chloro-4-hydroxy-5-phenyl-6,7-dihydro-thieno[2,3-b]pyridin-6-one,

4-hydroxy-3-(2-hydroxy-4-fluorophenyl)-5-phenyl-6,7-dihydro-thieno[2,3-b]pyridin-6-one,

25 2-chloro-4-hydroxy-3-(2-hydroxy-4-fluorophenyl)-5-phenyl-6,7-dihydro-thieno[2,3-b]pyridin-6-one,

3-(3,5-dibenzyloxyphenyl)-4-hydroxy-5-phenyl-6,7-dihydro-thieno[2,3-b]pyridin-6-one,

3-(3,5-dihydroxyphenyl)-4-hydroxy-5-phenyl-6,7-dihydro-thieno[2,3-b]pyridin-6-one,

30 3-(3,5-dimethoxyphenyl)-4-hydroxy-5-phenyl-6,7-dihydro-thieno[2,3-b]pyridin-6-one,

3-(2-benzyloxy-5-fluorophenyl)-4-hydroxy-5-phenyl-6,7-dihydro-thieno[2,3-b]pyridin-6-one,

3-(3-fluoro-4-methoxyphenyl)-4-hydroxy-5-phenyl-6,7-dihydro-thieno[2,3-b]pyridin-6-one,

2-chloro-3-(3-fluoro-4-methoxyphenyl)-4-hydroxy-5-phenyl-6,7-dihydro-thieno[2,3-b]pyridin-6-one,

5 3-(3-fluoro-4-hydroxyphenyl)-4-hydroxy-5-phenyl-6,7-dihydro-thieno[2,3-b]pyridin-6-one,

2-chloro-3-(3-fluoro-4-hydroxyphenyl)-4-hydroxy-5-phenyl-6,7-dihydro-thieno[2,3-b]pyridin-6-one,

10 4-hydroxy-3-(3-methoxy-4-bromophenyl)-5-phenyl-6,7-dihydro-thieno[2,3-b]pyridin-6-one,

4-hydroxy-3-(3-hydroxy-4-bromophenyl)-5-phenyl-6,7-dihydro-thieno[2,3-b]pyridin-6-one,

3-(5-fluoro-2-hydroxyphenyl)-4-hydroxy-5-phenyl-6,7-dihydro-thieno[2,3-b]pyridin-6-one,

15 2-chloro-3-(5-fluoro-2-hydroxyphenyl)-4-hydroxy-5-phenyl-6,7-dihydro-thieno[2,3-b]pyridin-6-one,

3-(2-benzyloxy-5-fluorophenyl)-2-chloro-4-hydroxy-5-phenyl-6,7-dihydro-thieno[2,3-b]pyridin-6-one,

20 3-(4-bromo-2-methoxyphenyl)-4-hydroxy-5-phenyl-6,7-dihydro-thieno[2,3-b]pyridin-6-one,

3-(4-bromo-2-hydroxyphenyl)-4-hydroxy-5-phenyl-6,7-dihydro-thieno[2,3-b]pyridin-6-one,

3-(2,6-difluorophenyl)-4-hydroxy-5-phenyl-6,7-dihydro-thieno[2,3-b]pyridin-6-one,

25 2-chloro-3-(2,6-difluorophenyl)-4-hydroxy-5-phenyl-6,7-dihydro-thieno[2,3-b]pyridin-6-one,

4-hydroxy-3-(2-hydroxy-5-methoxyphenyl)-5-phenyl-6,7-dihydro-thieno[2,3-b]pyridin-6-one,

3-(2-benzyloxy-5-methoxyphenyl)-4-hydroxy-5-phenyl-6,7-dihydro-thieno[2,3-b]pyridin-6-one,

30 4-hydroxy-3-(2-hydroxy-4-methoxyphenyl)-5-phenyl-6,7-dihydro-thieno[2,3-b]pyridin-6-one,

4-hydroxy-3-(2-methoxy-4-methylphenyl)-5-phenyl-6,7-dihydro-thieno[2,3-b]pyridin-6-one,

2-chloro-4-hydroxy-3-(2-methoxy-4-methylphenyl)-5-phenyl-6,7-dihydro-thieno[2,3-b]pyridin-6-one,

4-hydroxy-3-(2-hydroxy-4-methylphenyl)-5-phenyl-6,7-dihydro-thieno[2,3-b]pyridin-6-one,

5 2-chloro-4-hydroxy-3-(2-hydroxy-4-methylphenyl)-5-phenyl-6,7-dihydro-thieno[2,3-b]pyridin-6-one,

4-hydroxy-3-(3-methoxy-4-methylphenyl)-5-phenyl-6,7-dihydro-thieno[2,3-b]pyridin-6-one,

10 2-chloro-4-hydroxy-3-(3-methoxy-4-methylphenyl)-5-phenyl-6,7-dihydro-thieno[2,3-b]pyridin-6-one,

4-hydroxy-3-(3-hydroxy-4-methylphenyl)-5-phenyl-6,7-dihydro-thieno[2,3-b]pyridin-6-one,

2-chloro-4-hydroxy-3-(3-hydroxy-4-methylphenyl)-5-phenyl-6,7-dihydro-thieno[2,3-b]pyridin-6-one,

15 4-hydroxy-3-(2-methoxy-4-methylphenyl)-5-(3-cyanophenyl)-6,7-dihydro-thieno[2,3-b]pyridin-6-one,

4-hydroxy-3-(2-hydroxy-4-methylphenyl)-5-(3-cyanophenyl)-6,7-dihydro-thieno[2,3-b]pyridin-6-one,

20 2-chloro-4-hydroxy-3-(2-hydroxy-4-methylphenyl)-5-(3-cyanophenyl)-6,7-dihydro-thieno[2,3-b]pyridin-6-one,

4-hydroxy-3-(2,6-dihydroxyphenyl)-5-phenyl-6,7-dihydro-thieno[2,3-b]pyridin-6-one,

4-hydroxy-3-(2-hydroxy-6-methoxyphenyl)-5-phenyl-6,7-dihydro-thieno[2,3-b]pyridin-6-one,

25 3-(1,4-benzodioxan-6-yl)-4-hydroxy-5-phenyl-6,7-dihydro-thieno[2,3-b]pyridin-6-one,

3-(1,4-benzodioxan-6-yl)-2-chloro-4-hydroxy-5-phenyl-6,7-dihydro-thieno[2,3-b]pyridin-6-one,

30 2-chloro-3-(3,4-difluorophenyl)-4-hydroxy-5-phenyl-6,7-dihydro-thieno[2,3-b]pyridin-6-one,

4-(4-hydroxy-5-phenyl-6-oxo-6,7-dihydro-thieno[2,3-b]pyridin-3-yl)benzoic acid,

4-(2-chloro-4-hydroxy-5-phenyl-6-oxo-6,7-dihydro-thieno[2,3-b]pyridin-3-yl)benzoic acid,

3-(3-carboxyphenyl)-4-hydroxy-5-phenyl-6,7-dihydro-thieno[2,3-b]pyridin-6-one,  
3-(furan-2-yl)-4-hydroxy-5-phenyl-6,7-dihydro-thieno[2,3-b]pyridin-6-one,  
2-chloro-3-(furan-2-yl)-4-hydroxy-5-phenyl-6,7-dihydro-thieno[2,3-b]pyridin-6-one,  
3-(pyrazin-2-yl)-4-hydroxy-5-phenyl-6,7-dihydro-thieno[2,3-b]pyridin-6-one,  
5 4-hydroxy-5-phenyl-3-(pyridin-3-yl)-6,7-dihydro-thieno[2,3-b]pyridin-6-one,  
2-chloro-4-hydroxy-5-phenyl-3-(pyridin-3-yl)-6,7-dihydro-thieno[2,3-b]pyridin-6-one,  
4-hydroxy-5-phenyl-3-(pyridin-4-yl)-6,7-dihydro-thieno[2,3-b]pyridin-6-one,  
2-chloro-4-hydroxy-5-phenyl-3-(pyridin-4-yl)-6,7-dihydro-thieno[2,3-b]pyridin-6-one,  
10 one,  
2-bromo-3,5-diphenyl-4-hydroxy-6,7-dihydro-thieno[2,3-b]pyridin-6-one,  
2-chloro-3,5-diphenyl-4-hydroxy-6,7-dihydro-thieno[2,3-b]pyridin-6-one.

A selection of these preferred compounds is

15 2-cyano-3,5-diphenyl-4-hydroxy-6,7-dihydro-thieno[2,3-b]pyridin-6-one,  
4-hydroxy-5-(3-methoxyphenyl)-3-phenyl-6,7-dihydro-thieno[2,3-b]pyridin-6-one,  
4-hydroxy-3-(1-hydroxy-naphth-2-yl)-5-phenyl-6,7-dihydro-thieno[2,3-b]pyridin-6-one,  
3-(4-bromo-2-hydroxyphenyl)-4-hydroxy-5-phenyl-6,7-dihydro-thieno[2,3-b]pyridin-  
20 6-one,  
4-hydroxy-3-(2-hydroxy-5-methoxyphenyl)-5-phenyl-6,7-dihydro-thieno[2,3-b]pyridin-6-one,  
4-hydroxy-3-(2-hydroxy-4-methylphenyl)-5-phenyl-6,7-dihydro-thieno[2,3-b]pyridin-6-one,  
25 4-hydroxy-3-(3-hydroxy-4-methylphenyl)-5-phenyl-6,7-dihydro-thieno[2,3-b]pyridin-6-one,  
4-hydroxy-3-(2-hydroxy-4-methylphenyl)-5-(3-cyanophenyl)-6,7-dihydro-thieno[2,3-b]pyridin-6-one,  
2-chloro-4-hydroxy-3-(3-hydroxy-4-methylphenyl)-5-phenyl-6,7-dihydro-thieno[2,3-b]pyridin-6-one,  
30 2-chloro-4-hydroxy-3-(3-hydroxy-4-methylphenyl)-5-phenyl-6,7-dihydro-thieno[2,3-b]pyridin-6-one,  
2-chloro-4-hydroxy-3-(3-methoxy-4-methylphenyl)-5-phenyl-6,7-dihydro-thieno[2,3-b]pyridin-6-one,



2-chloro-3-(5-fluoro-2-hydroxyphenyl)-4-hydroxy-5-phenyl-6,7-dihydro-thieno[2,3-b]pyridin-6-one,

2-chloro-4-hydroxy-3-(4-fluorophenyl)-5-(3-cyanophenyl)-6,7-dihydro-thieno[2,3-b]pyridin-6-one,

5 2-chloro-4-hydroxy-3-(1-hydroxy-naphth-2-yl)-5-phenyl-6,7-dihydro-thieno[2,3-b]pyridin-6-one,

N-methyl-3-(2-chloro-4-hydroxy-5-phenyl-6-oxo-6,7-dihydro-thieno[2,3-b]pyridin-3-yl)benzamide,

10 4-hydroxy-5-(2-methoxyphenyl)-2-methyl-3-phenyl-6,7-dihydro-thieno[2,3-b]pyridin-6-one,

2-chloro-4-hydroxy-5-(2-methylphenyl)-3-phenyl-6,7-dihydro-thieno[2,3-b]pyridin-6-one,

2-chloro-5-(2-fluorophenyl)-4-hydroxy-3-phenyl-6,7-dihydro-thieno[2,3-b]pyridin-6-one,

15 2-chloro-4-hydroxy-3-phenyl-5-(pyridin-3-yl)-6,7-dihydro-thieno[2,3-b]pyridin-6-one,

2-chloro-4-hydroxy-5-(6-methoxypyridin-3-yl)-3-phenyl-6,7-dihydro-thieno[2,3-b]pyridin-6-one,

20 2-chloro-4-hydroxy-3-phenyl-5-(thiophen-2-yl)-6,7-dihydro-thieno[2,3-b]pyridin-6-one,

2-chloro-4-hydroxy-3-phenyl-5-(thiophen-3-yl)-6,7-dihydro-thieno[2,3-b]pyridin-6-one,

2-chloro-4-hydroxy-5-(3-methyloxazol-5-yl)-3-phenyl-6,7-dihydro-thieno[2,3-b]pyridin-6-one,

25 2-chloro-5-(4-trifluoromethylphenyl)-4-hydroxy-3-phenyl-6,7-dihydro-thieno[2,3-b]pyridin-6-one,

2-chloro-5-(4-fluorophenyl)-4-hydroxy-3-phenyl-6,7-dihydro-thieno[2,3-b]pyridin-6-one,

30 2-chloro-5-(4-chlorophenyl)-4-hydroxy-3-phenyl-6,7-dihydro-thieno[2,3-b]pyridin-6-one,

2-chloro-4-hydroxy-5-(4-methylphenyl)-3-phenyl-6,7-dihydro-thieno[2,3-b]pyridin-6-one,

2-chloro-5-(3-fluorophenyl)-4-hydroxy-3-phenyl-6,7-dihydro-thieno[2,3-b]pyridin-6-one,

2-chloro-4-hydroxy-5-(3-methylphenyl)-3-phenyl-6,7-dihydro-thieno[2,3-b]pyridin-6-one,

5 2-chloro-4-hydroxy-5-(3,4-dimethoxyphenyl)-3-phenyl-6,7-dihydro-thieno[2,3-b]pyridin-6-one,

2-chloro-3-(4-chlorophenyl)-4-hydroxy-5-phenyl-6,7-dihydro-thieno[2,3-b]pyridin-6-one,

2-chloro-4-hydroxy-3-(naphth-1-yl)-5-phenyl-6,7-dihydro-thieno[2,3-b]pyridin-6-one,

10 3-(2-ethoxypyridin-5-yl)-4-hydroxy-5-phenyl-6,7-dihydro-thieno[2,3-b]pyridin-6-one,

2-chloro-3-(4-ethylphenyl)-4-hydroxy-5-phenyl-6,7-dihydro-thieno[2,3-b]pyridin-6-one,

2-chloro-4-hydroxy-3-[4-(1-methylethyl)phenyl]-5-phenyl-6,7-dihydro-thieno[2,3-b]pyridin-6-one,

15 2-chloro-4-hydroxy-5-phenyl-3-(4-propylphenyl)-6,7-dihydro-thieno[2,3-b]pyridin-6-one,

2-chloro-4-hydroxy-3-(1-hydroxy-5-chloronaphth-2-yl)-5-phenyl-6,7-dihydro-thieno[2,3-b]pyridin-6-one,

20 2-chloro-5-(4-fluorophenyl)-4-hydroxy-3-(1-hydroxynaphth-2-yl)-6,7-dihydro-thieno[2,3-b]pyridin-6-one,

2-chloro-4-hydroxy-3-(1-hydroxynaphth-2-yl)-5-(4-methylphenyl)-6,7-dihydro-thieno[2,3-b]pyridin-6-one,

2-chloro-3-(4-fluoro-2-methoxyphenyl)-4-hydroxy-5-phenyl-6,7-dihydro-thieno[2,3-b]pyridin-6-one,

25 3-(4-fluoro-2-hydroxyphenyl)-4-hydroxy-5-(4-methylphenyl)-6,7-dihydro-thieno[2,3-b]pyridin-6-one,

2-chloro-4-hydroxy-3-(5-fluoro-2-methoxyphenyl)-5-phenyl-6,7-dihydro-thieno[2,3-b]pyridin-6-one,

30 2-chloro-4-hydroxy-3-(3,4-dimethoxyphenyl)-5-phenyl-6,7-dihydro-thieno[2,3-b]pyridin-6-one,

3-(4-fluoro-2-hydroxyphenyl)-4-hydroxy-5-(4-methoxyphenyl)-6,7-dihydro-thieno[2,3-b]pyridin-6-one,

3-[2-Chloro-4-hydroxy-3-(2-hydroxy-4-methylphenyl)-6-oxo-6,7-dihydro-thieno[2,3-b]pyridin-5-yl]-benzoic acid,

2-chloro-3-(4,5-difluoro-2-hydroxyphenyl)-4-hydroxy-5-phenyl-6,7-dihydro-thieno[2,3-b]pyridin-6-one,

5 2-chloro-4-hydroxy-3-(2-hydroxy-4-methylphenyl)-5-(4-methylphenyl)-6,7-dihydro-thieno[2,3-b]pyridin-6-one,

2-chloro-4-hydroxy-3-(2-hydroxy-4-methylphenyl)-5-(pyridin-3-yl)-6,7-dihydro-thieno[2,3-b]pyridin-6-one,

10 2-chloro-4-hydroxy-3-(3,4-dimethylphenyl)-5-phenyl-6,7-dihydro-thieno[2,3-b]pyridin-6-one,

2-chloro-3-(3-fluoro-4-methyl-2-methoxyphenyl)-4-hydroxy-5-phenyl-6,7-dihydro-thieno[2,3-b]pyridin-6-one,

3-(3-fluoro-2-hydroxy-4-methylphenyl)-4-hydroxy-5-phenyl-6,7-dihydro-thieno[2,3-b]pyridin-6-one,

15 3-(3-fluoro-4-methyl-2-methoxyphenyl)-4-hydroxy-5-(4-methylphenyl)-6,7-dihydro-thieno[2,3-b]pyridin-6-one,

3-(3-fluoro-4-methyl-2-methoxyphenyl)-4-hydroxy-5-(4-fluorophenyl)-6,7-dihydro-thieno[2,3-b]pyridin-6-one,

20 2-chloro-4-hydroxy-3-(2-methoxy-3,4-dimethylphenyl)-5-phenyl-6,7-dihydro-thieno[2,3-b]pyridin-6-one,

2-chloro-4-hydroxy-3-(2-hydroxy-3,4-dimethylphenyl)-5-phenyl-6,7-dihydro-thieno[2,3-b]pyridin-6-one,

2-chloro-3-(4-fluorophenyl)-5-(4-fluorophenyl)-4-hydroxy-6,7-dihydro-thieno[2,3-b]pyridin-6-one,

25 3-(3-fluoro-2-hydroxy-4-methylphenyl)-5-(4-fluorophenyl)-4-hydroxy-6,7-dihydro-thieno[2,3-b]pyridin-6-one,

3-(3-fluoro-2-methoxy-4-methylphenyl)-5-(4-fluorophenyl)-4-hydroxy-6,7-dihydro-thieno[2,3-b]pyridin-6-one,

30 2-chloro-3-(3-fluoro-2-hydroxy-4-methylphenyl)-5-(4-fluorophenyl)-4-hydroxy-6,7-dihydro-thieno[2,3-b]pyridin-6-one,

2-chloro-4-hydroxy-3-(2-hydroxy-4,5-dimethylphenylphenyl)-5-phenyl-6,7-dihydro-thieno[2,3-b]pyridin-6-one,

2-chloro-3-(3,4-difluoro-2-hydroxyphenyl)-4-hydroxy-5-phenyl-6,7-dihydro-thieno[2,3-b]pyridin-6-one,

2-chloro-3-(4-ethyl-2-hydroxyphenyl)-4-hydroxy-5-phenyl-6,7-dihydro-thieno[2,3-b]pyridin-6-one,

5 2-chloro-3-(3-fluoro-2-hydroxy-4-methylphenyl)-4-hydroxy-5-phenyl-6,7-dihydro-thieno[2,3-b]pyridin-6-one,

2-fluoro-3-(3-fluoro-2-hydroxy-4-methylphenyl)-5-(4-fluorophenyl)-4-hydroxy-6,7-dihydro-thieno[2,3-b]pyridin-6-one,

10 2-chloro-3-(4-fluoro-2-hydroxyphenyl)-4-hydroxy-5-(4-methoxyphenyl)-6,7-dihydro-thieno[2,3-b]pyridin-6-one,

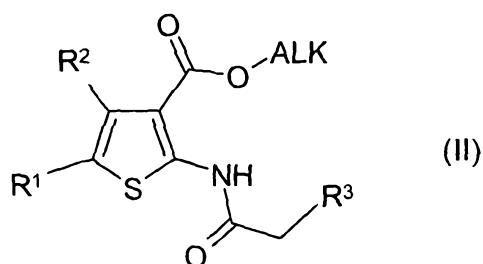
2-chloro-3-(4-fluoro-2-hydroxyphenyl)-5-(4-fluorophenyl)-4-hydroxy-6,7-dihydro-thieno[2,3-b]pyridin-6-one,

2-chloro-3-(4-fluoro-2-hydroxyphenyl)-4-hydroxy-5-(4-methylphenyl)-6,7-dihydro-thieno[2,3-b]pyridin-6-one.

15

The invention relates to the compounds of the formula I and salts thereof and to a process for the preparation of compounds of the formula I according to Claims 1-11 and pharmaceutically usable salts and stereoisomers thereof, characterised in that a compound of the formula (II)

20



wherein  $R^1$ ,  $R^2$ ,  $R^3$  have the meanings indicated in Claim 1,  
and ALK denotes  $C_1$ - $C_6$  alkyl

25

is cyclised under basic conditions,

and/or a base or acid of the formula I is converted into one of its salts.

The invention also relates to the racemic forms, tautomeric forms, enantiomers, diastereoisomers, epimers and organic or mineral salts of the compounds of the general formula (I), as well as their crystalline forms, including their polymorphic forms and the polymorphic forms of the compounds of formula (I).

The present invention is directed not only to racemic mixtures of these compounds, but also to individual stereoisomers and/or diastereoisomers thereof as well or as mixtures of these in all proportions.

The invention also relates to the stereoisomers (including E, Z isomers) and the hydrates and solvates of these compounds. Solvates of the compounds are taken to mean adductions of inert solvent molecules onto the compounds which form owing to their mutual attractive force. Solvates are, for example, mono- or dihydrates or alcoholates.

Compounds of formula I also mean their pharmaceutically usable derivatives as well as their solvates.

Pharmaceutically usable derivatives are taken to mean, for example, the salts of the compounds according to the invention and also so-called prodrug compounds.

Prodrug derivatives are taken to mean compounds of the formula I which have been modified, with, for example, alkyl or acyl groups, sugars or oligopeptides and which are rapidly cleaved in the organism to form the active compounds according to the invention.

These also include biodegradable polymer derivatives of the compounds according to the invention, as is described, for example, in Int. J. Pharm. 115, 61-67 (1995).

The term "prodrug" as used herein refers to any compound that when administered to a biological system generates the "drug" substance (a biologically active compound) as a result of spontaneous chemical reaction(s), enzyme catalyzed chemical reaction(s), and/or metabolic chemical reaction(s).

The expression "effective amount" means the amount of a medicament or pharmaceutical active ingredient which causes a biological or medical response

which is sought or aimed at, for example by a researcher or physician, in a tissue, system, animal or human.

In addition, the expression "therapeutically effective amount" means an amount which, compared with a corresponding subject who has not received this amount,

5 has the following consequence:

improved treatment, healing, prevention or elimination of a disease, syndrome, condition, complaint, disorder or prevention of side effects or also the reduction in the progress of a disease, condition, disorder or side effects or also the reduction in the progress of a disease, condition or disorder.

10 The expression "therapeutically effective amount" also encompasses the amounts which are effective for increasing normal physiological function.

The invention also relates to mixtures of the compounds of the formula I according to the invention, for example mixtures of two diastereomers, for example in the

15 ratio 1:1, 1:2, 1:3, 1:4, 1:5, 1:10, 1:100 or 1:1000.

These are particularly preferably mixtures of stereoisomeric compounds.

For all radicals which occur more than once, their meanings are independent of one another.

20 Above and below, the radicals and parameters  $R^1$ ,  $R^2$ ,  $R^3$ , have the meanings indicated for the formula I, unless expressly indicated otherwise.

A denotes alkyl, is unbranched (linear) or branched, and has 1, 2, 3, 4, 5, 6, 7, 8, 9 or 10 C atoms. A preferably denotes methyl, furthermore ethyl, propyl, isopropyl, butyl, isobutyl, sec-butyl or tert-butyl, furthermore also pentyl, 1-, 2- or 3-methylbutyl, 1,1-, 1,2- or 2,2-dimethylpropyl, 1-ethylpropyl, hexyl, 1-, 2-, 3- or 4-methylpentyl, 1,1-, 1,2-, 1,3-, 2,2-, 2,3- or 3,3-dimethylbutyl, 1- or 2-ethylbutyl, 1-ethyl-1-methylpropyl, 1-ethyl-2-methylpropyl, 1,1,2- or 1,2,2-trimethylpropyl, further preferably, for example, trifluoromethyl.

30 A very particularly preferably denotes alkyl having 1, 2, 3, 4, 5 or 6 C atoms, preferably methyl, ethyl, propyl, isopropyl, butyl, isobutyl, sec-butyl, tert-butyl, pentyl, hexyl, trifluoromethyl, pentafluoroethyl or 1,1,1-trifluoroethyl.

Moreover, A preferably denotes unbranched or branched alkyl having 1-10 C atoms, in which 1-7 H atoms may be replaced by OH, F and/or Cl.

Cycloalkyl preferably denotes cyclopropyl, cyclobutyl, cyclopentyl, cyclohexyl or cycloheptyl.

5

R<sup>1</sup> preferably denotes H, A, Hal, COOA, COOH, CONH<sub>2</sub>, CONHA, CONA<sub>2</sub>, CN, SO<sub>2</sub>A, SO<sub>2</sub>NH<sub>2</sub> or phenyl.

R<sup>2</sup> preferably denotes phenyl, naphthyl, each of which is unsubstituted or mono-, di-, tri-, tetra- or pentasubstituted by A, Hal, OA, OH, , COOA, COOH, CONH<sub>2</sub>,

10

CONA, CONA<sub>2</sub> and/or SO<sub>2</sub>A

or denotes Het.

R<sup>3</sup> preferably denotes phenyl, naphthyl, each of which is unsubstituted or mono-, di-, tri-, tetra- or pentasubstituted by A, Hal, OA, OH, NH<sub>2</sub>, NHA, NA<sub>2</sub>, COOA, COOH, CONH<sub>2</sub>, CONA, CONA<sub>2</sub>, SO<sub>2</sub>A, CN, C(=NH)NH<sub>2</sub> and/or C(=NH)NHOH or

15

denotes Het.

Ar denotes, for example, phenyl, o-, m- or p-tolyl, o-, m- or p-ethylphenyl, o-, m- or p-propylphenyl, o-, m- or p-isopropylphenyl, o-, m- or p-tert-butylphenyl, o-, m- or p-hydroxyphenyl, o-, m- or p-nitrophenyl, o-, m- or p-aminophenyl, o-, m- or p-(N-methylamino)phenyl, o-, m- or p-(N-methylaminocarbonyl)phenyl, o-, m- or p-acetamidophenyl, o-, m- or p-methoxyphenyl, o-, m- or p-ethoxyphenyl, o-, m- or p-ethoxycarbonylphenyl, o-, m- or p-(N,N-dimethylamino)phenyl, o-, m- or p-(N,N-dimethylaminocarbonyl)phenyl, o-, m- or p-(N-ethylamino)phenyl, o-, m- or p-(N,N-diethylamino)phenyl, o-, m- or p-fluorophenyl, o-, m- or p-bromophenyl, o-, m- or p-chlorophenyl, o-, m- or p-(methylsulfonamido)phenyl, o-, m- or p-(methylsulfonyl)phenyl, o-, m- or p-cyanophenyl, o-, m- or p-ureidophenyl, o-, m- or p-formylphenyl, o-, m- or p-acetylphenyl, o-, m- or p-aminosulfonylphenyl, o-, m- or p-carboxyphenyl, o-, m- or p-carboxymethylphenyl, o-, m- or p-carboxymethoxyphenyl, further preferably 2,3-, 2,4-, 2,5-, 2,6-, 3,4- or 3,5-difluorophenyl, 2,3-, 2,4-, 2,5-, 2,6-, 3,4- or 3,5-dichlorophenyl, 2,3-, 2,4-, 2,5-, 2,6-, 3,4- or 3,5-dibromophenyl, 2,4- or 2,5-dinitrophenyl, 2,5- or 3,4-dimethoxyphenyl, 3-nitro-4-chlorophenyl, 3-amino-4-chloro-, 2-amino-3-chloro-, 2-amino-4-chloro-, 2-amino-5-chloro- or 2-amino-6-chlorophenyl, 2-nitro-4-N,N-dimethylamino- or 3-nitro-4-N,N-

30

dimethylaminophenyl, 2,3-diaminophenyl, 2,3,4-, 2,3,5-, 2,3,6-, 2,4,6- or 3,4,5-tri-chlorophenyl, 2,4,6-trimethoxyphenyl, 2-hydroxy-3,5-dichlorophenyl, p-iodophenyl, 3,6-dichloro-4-aminophenyl, 4-fluoro-3-chlorophenyl, 2-fluoro-4-bromophenyl, 2,5-difluoro-4-bromophenyl, 3-bromo-6-methoxyphenyl, 3-chloro-6-methoxyphenyl,  
5 3-chloro-4-acetamidophenyl, 3-fluoro-4-methoxyphenyl, 3-amino-6-methylphenyl, 3-chloro-4-acetamidophenyl or 2,5-dimethyl-4-chlorophenyl.

Irrespective of further substitutions, Het denotes, for example, 2- or 3-furyl, 2- or 3-thienyl, 1-, 2- or 3-pyrrolyl, 1-, 2, 4- or 5-imidazolyl, 1-, 3-, 4- or 5-pyrazolyl, 2-, 4- or 5-oxazolyl, 3-, 4- or 5-isoxazolyl, 2-, 4- or 5-thiazolyl, 3-, 4- or 5-isothiazolyl, 2-,  
10 3- or 4-pyridyl, 2-, 4-, 5- or 6-pyrimidinyl, furthermore preferably 1,2,3-triazol-1-, -4- or -5-yl, 1,2,4-triazol-1-, -3- or 5-yl, 1- or 5-tetrazolyl, 1,2,3-oxadiazol-4- or -5-yl, 1,2,4-oxadiazol-3- or -5-yl, 1,3,4-thiadiazol-2- or -5-yl, 1,2,4-thiadiazol-3- or -5-yl, 1,2,3-thiadiazol-4- or -5-yl, 3- or 4-pyridazinyl, pyrazinyl, 1-, 2-, 3-, 4-, 5-, 6- or  
15 7-indolyl, 4- or 5-isoindolyl, 1-, 2-, 4- or 5-benzimidazolyl, 1-, 2-, 3-, 4-, 5-, 6- or 7-indazolyl, 1-, 3-, 4-, 5-, 6- or 7-benzopyrazolyl, 2-, 4-, 5-, 6- or 7-benzoxazolyl, 3-, 4-, 5-, 6- or 7- benzisoxazolyl, 2-, 4-, 5-, 6- or 7-benzothiazolyl, 2-, 4-, 5-, 6- or 7-benzisothiazolyl, 4-, 5-, 6- or 7-benz-2,1,3-oxadiazolyl, 2-, 3-, 4-, 5-, 6-, 7- or  
20 8-quinolyl, 1-, 3-, 4-, 5-, 6-, 7- or 8-isoquinolyl, 3-, 4-, 5-, 6-, 7- or 8--innolyl, 2-, 4-, 5-, 6-, 7- or 8-quinazolinyl, 5- or 6-quinoxalyl, 2-, 3-, 5-, 6-, 7- or 8-2H-benzo-1,4-oxazinyl, further preferably 1,3-benzodioxol-5-yl, 1,4-benzodioxan-6-yl, 2,1,3-benzothiadia-  
z-ol-4- or -5-yl or 2,1,3-benzoxadiazol-5-yl.

The heterocyclic radicals can also be partially or fully hydrogenated.

Het can thus also denote, for example, 2,3-dihydro-2-, -3-, -4- or -5-furyl, 2,5-dihydro-2-, -3-, -4- or 5-furyl, tetrahydro-2- or -3-furyl, 1,3-dioxolan-4-yl, tetrahydro-2- or -3-thienyl, 2,3-dihydro-1-, -2-, -3-, -4- or -5-pyrrolyl, 2,5-dihydro-1-, -2-, -3-, -4- or -5-pyrrolyl, 1-, 2- or 3-pyrrolidinyl, tetrahydro-1-, -2- or -4-imidazolyl, 2,3-dihydro-1-, -2-, -3-, -4- or -5-pyrazolyl, tetrahydro-1-, -3- or -4-pyrazolyl, 1,4-dihydro-1-, -2-, -3- or -4-pyridyl, 1,2,3,4-tetrahydro-1-, -2-, -3-, -4-, -5- or -6-pyridyl, 1-, 2-, 3- or 4-piperidinyl, 2-, 3- or 4-morpholinyl, tetrahydro-2-, -3- or -4-pyranyl, 1,4-dioxanyl, 1,3-dioxan-2-, -4- or -5-yl, hexahydro-1-, -3- or -4-pyridazinyl, hexahydro-1-, -2-, -4- or -5-pyrimidinyl, 1-, 2- or 3-piperazinyl, 1,2,3,4-tetrahydro-1-



, -2-, -3-, -4-, -5-, -6-, -7- or -8-quinolyl, 1,2,3,4-tetrahydro-1-, -2-, -3-, -4-, -5-, -6-, -7- or -8-isoquinolyl, 2-, 3-, 5-, 6-, 7- or 8- 3,4-dihydro-2H-benzo-1,4-oxazinyl, further preferably 2,3-methylenedioxyphenyl, 3,4-methylenedioxyphenyl, 2,3-ethylenedioxyphenyl, 3,4-ethylenedioxyphenyl, 3,4-(difluoromethylenedioxy)-phenyl, 2,3-dihydrobenzofuran-5- or 6-yl, 2,3-(2-oxomethylenedioxy)phenyl or also 3,4-dihydro-2H-1,5-benzodioxepin-6- or -7-yl, furthermore preferably 2,3-dihydro-benzofuranyl or 2,3-dihydro-2-oxofuranyl.

Het preferably denotes a mono- or bicyclic aromatic heterocycle having 1 to 4 N, O and/or S atoms,

Most preferably Het denotes pyridyl, pyrimidinyl, furanyl, isoxazolyl, imidazolyl, pyrazolyl, oxazolyl, pyrrolyl, thiazolyl, isothiazolyl, thienyl, triazolyl, tetrazolyl, indolyl, benzimidazolyl or indazolyl.

Accordingly, the invention relates, in particular, to the compounds of the formula I in which at least one of the said radicals has one of the preferred meanings indicated above. Some preferred groups of compounds may be expressed by the following sub-formulae Ia to Ig, which conform to the formula I and in which the radicals not designated in greater detail have the meaning indicated for the formula I, but in which

in Ia  $R^1$  denotes H, A, Hal, COOA, COOH, CONH<sub>2</sub>, CONHA, CONA<sub>2</sub>, CN, SO<sub>2</sub>A, SO<sub>2</sub>NH<sub>2</sub> or phenyl;

in Ib  $R^2$  denotes phenyl, naphthyl, each of which is unsubstituted or mono-, di-, tri-, tetra- or pentasubstituted by A, Hal, OA, OH, COOA, COOH, CONH<sub>2</sub>, CONA, CONA<sub>2</sub> and/or SO<sub>2</sub>A or denotes Het;

in Ic  $R^3$  denotes phenyl, naphthyl, each of which is unsubstituted or mono-, di-, tri-, tetra- or pentasubstituted by A, Hal, OA, OH, NH<sub>2</sub>, NHA, NA<sub>2</sub>, COOA, COOH, CONH<sub>2</sub>, CONA, CONA<sub>2</sub>, SO<sub>2</sub>A, CN,

$C(=NH)NH_2$  and/or  $C(=NH)NHOH$

or

denotes Het;

5      in Id      Het      denotes a mono- or bicyclic aromatic heterocycle having 1 to 4 N, O and/or S atoms;

10      in le      Het      denotes *pyridyl, pyrimidinyl, furanyl, isoxazolyl, imidazolyl, pyrazolyl, oxazolyl, pyrrolyl, thiazolyl, isothiazolyl, thienyl, triazolyl, etrazolyl, indolyl, benzimidazolyl or indazolyl*;

in lf      A      denotes unbranched or branched alkyl having 1-10 C atoms, in which 1-7 H atoms may be replaced by OH, F, Cl and/or Br;

15      in lg      R<sup>1</sup>      denotes H, A, Hal, COOA, COOH, CONH<sub>2</sub>, CONHA, CONA<sub>2</sub>, CN, SO<sub>2</sub>A, SO<sub>2</sub>NH<sub>2</sub> or phenyl,

R<sup>2</sup>      denotes phenyl, naphthyl each of which is unsubstituted or mono-, di-, tri-, tetra- or pentasubstituted by A, Hal, OA, OH, COOA, COOH, CONH<sub>2</sub>, CONA, CONA<sub>2</sub> and/or SO<sub>2</sub>A

20      or

denotes Het,

R<sup>3</sup>      denotes phenyl, naphthyl, each of which is unsubstituted or *mono-, di-, tri-, tetra- or pentasubstituted* by A, Hal, OA, OH, NH<sub>2</sub>, NHA, NA<sub>2</sub>, COOA, COOH, CONH<sub>2</sub>, CONA, CONA<sub>2</sub>, SO<sub>2</sub>A, CN, C(=NH)NH<sub>2</sub> and/or C(=NH)NHOH

25

or

denotes Het,

Het      denotes a mono- or bicyclic aromatic heterocycle having 1 to 4 N, O and/or S atoms,

30

A      denotes unbranched or branched alkyl having 1-10 C atoms, in which 1-7 H atoms may be replaced by OH, F, Cl and/or Br,

Hal      denotes F, Cl, Br or I;

and pharmaceutically usable salts and stereoisomers thereof, including mixtures thereof in all ratios.

### Preparation of thienopyridone derivatives of the formula (I)

5        The compounds of the present invention may be prepared in a number of methods well known to those skilled in the art, including, but not limited to those described below, or through modifications of these methods by applying standard techniques known to those skilled in the art of organic synthesis. All processes disclosed in association with the present invention are contemplated to be  
10        practiced on any scale, including milligram, gram, multigram, kilogram, multikilogram or commercial industrial scale.

      It will be appreciated that the compounds of the present invention may contain one or more asymmetrically substituted carbon atoms, and may be isolated in optically active or racemic forms. Thus, all chiral, diastereomeric,  
15        racemic forms and all geometric isomeric forms of a structure are intended, unless the specific stereochemistry or isomeric form is specifically indicated. It is well known in the art how to prepare such optically active forms. For example, mixtures of stereoisomers may be separated by standard techniques including, but not limited to, resolution of racemic forms, normal, reverse-phase, and chiral  
20        chromatography, preferential salt formation, recrystallization, and the like, or by chiral synthesis either from active starting materials or by deliberate chiral synthesis of target centers.

      In the reactions described hereinafter, it may be necessary to protect reactive functional groups, for example hydroxy, amino, imino, thio or carboxy groups, where  
25        these are desired in the final product, to avoid their unwanted participation in the reactions. Conventional protecting groups may be used in accordance with standard practice, for examples see T.W. Greene and P. G. M. Wuts in *Protective Groups in Organic Chemistry*, John Wiley and Sons, 1991; J. F. W. McOmie in *Protective Groups in Organic Chemistry*, Plenum Press, 1973.

30        Some reactions may be carried out in the presence of a base. There is no particular restriction on the nature of the base to be used in this reaction, and any base conventionally used in reactions of this type may equally be used here, provided that it has no adverse effect on other parts of the molecule. Examples of suitable

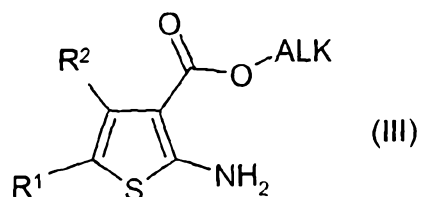
bases include: sodium hydroxide, potassium carbonate, potassium *tert*iobutylate, sodium *tert*ioamylate, triethylamine, potassium hexamethyldisilazide, alkali metal hydrides, such as sodium hydride and potassium hydride; alkyllithium compounds, such as methyllithium and butyllithium; and alkali metal alkoxides, such as sodium methoxide and sodium ethoxide.

Usually, reactions are carried out in a suitable solvent. A variety of solvents may be used, provided that it has no adverse effect on the reaction or on the reagents involved. Examples of suitable solvents include: hydrocarbons, which may be aromatic, aliphatic or cycloaliphatic hydrocarbons, such as hexane, cyclohexane, benzene, toluene and xylene; amides, such as dimethylformamide; alcohols such as ethanol and methanol and ethers, such as diethyl ether, dioxane and tetrahydrofuran.

The reactions can take place over a wide range of temperatures. In general, we find it convenient to carry out the reaction at a temperature of from 0°C to 150°C (more preferably from about room temperature to 100°C). The time required for the reaction may also vary widely, depending on many factors, notably the reaction temperature and the nature of the reagents. However, provided that the reaction is effected under the preferred conditions outlined above, a period of from 3 hours to 20 hours will usually suffice.

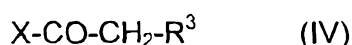
The compound thus prepared may be recovered from the reaction mixture by conventional means. For example, the compounds may be recovered by distilling off the solvent from the reaction mixture or, if necessary, after distilling off the solvent from the reaction mixture, pouring the residue into water followed by extraction with a water-immiscible organic solvent and distilling off the solvent from the extract. Additionally, the product can, if desired, be further purified by various well-known techniques, such as recrystallization, reprecipitation or the various chromatography techniques, notably column chromatography or preparative thin layer chromatography.

Compounds of formula (II) preferably are prepared by reaction of a compound of formula (III)



wherein R<sup>1</sup> and R<sup>2</sup> have the meanings as indicated in claim 1,

with a compound of formula (IV)



wherein R<sup>3</sup> has the meanings as indicated in claim 1,  
and X denotes a hydroxyl group or Cl, Br or I.

Most preferably X denotes Cl or Br.

The 2-aminothiophene starting compound (III) is a commercially available (chemos GmbH, Fluorochem, Acros, Interchim) or easily prepared by a person skilled in the Art by a Gewald reaction described in Journal Heterocycle Chemistry, vol. 36 , page 333, 1999.

In the compounds of the formula IV, X is preferably Cl, Br, I or a free or reactively modified OH group, such as, for example, an activated ester, an imidazolide or alkylsulfonyloxy having 1-6 carbon atoms (preferably methylsulfonyloxy or trifluoromethylsulfonyloxy) or arylsulfonyloxy having 6-10 carbon atoms (preferably phenyl- or p-tolylsulfonyloxy).

Reaction conditions:

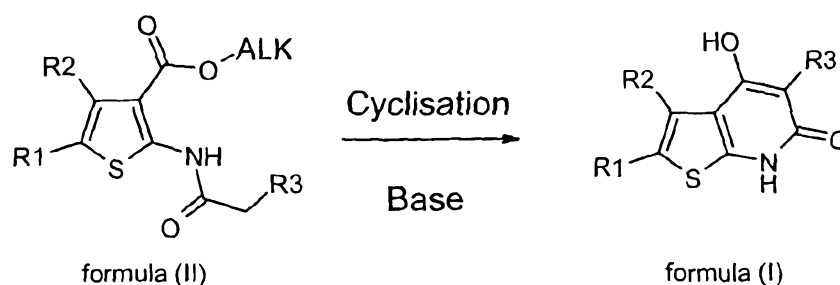
a) Reacting compound of formula (III) with the compound of formula (IV) wherein X is a hydroxyl group in presence of a condensation agent in presence of a base such as pyridine, triethylamine, diisopropylethylamine in an aprotic solvent as tetrahydrofuran, acetonitrile at 20 to 80°C preferably from 20 to 30°C.

The coupling agent is a carbodiimine derivative described in reference internet link (<http://chemicaland21.com/lifescience/phar/HBTU.htm>) with preferably HBTU: 2-(1H-benzotriazol-1-yl)-1,1,3,3-tetramethyluroniumhexafluorophosphate.

b) An alternative chemical pathway to prepare compound of formula (II) is reaction of compound (III) with compound (IV) wherein X is Cl, Br or I preferably Cl or Br in an aprotic solvent as tetrahydrofurane, dioxane at a temperature comprised between 20 to 150 degree preferably between 70 to 100° C.

5

Process of the synthesis of compound of formula (I)



10 Compound of the formula (I) is prepared from compound of formula (II) by a cyclisation reaction using a base as for exemple hexamethyldisilylazane, a potassium- or sodium salt, e.g. sodium- or potassium tertioamylate, sodium ethylate with preferably use of hexamethyldisylazide in an inert solvent, preferably in an aprotic solvent as for exemple tetrahydrofurane, dioxane, toluene at 20°C to 150°C preferably 60 to 120 °C for 30 minutes to 24 hours preferently from 30 minutes to 1 hour.

Suitable inert solvents are, for example, hydrocarbons, such as hexane, petroleum ether, benzene, toluene or xylene; chlorinated hydrocarbons, such as trichloroethylene, 1,2-dichloroethane, carbon tetrachloride, chloroform or dichloromethane; alcohols, such as methanol, ethanol, isopropanol, n-propanol, n-butanol or tert-butanol; ethers, such as diethyl ether, diisopropyl ether, tetrahydrofuran (THF) or dioxane; glycol ethers, such as ethylene glycol monomethyl or monoethyl ether, ethylene glycol dimethyl ether (diglyme); ketones, such as acetone or butanone; amides, such as acetamide, dimethylacetamide or dimethylformamide (DMF); nitriles, such as acetonitrile; sulfoxides, such as dimethyl sulfoxide (DMSO); carbon disulfide; carboxylic acids, such as formic acid

25

or acetic acid; nitro compounds, such as nitromethane or nitrobenzene; esters, such as ethyl acetate, or mixtures of the said solvents.

#### Pharmaceutical salts and other forms

5 The said compounds according to the invention can be used in their final non-salt form. On the other hand, the present invention also encompasses the use of these compounds in the form of their pharmaceutically acceptable salts, which can be derived from various organic and inorganic acids and bases by procedures known in the art. Pharmaceutically acceptable salt forms of the compounds of the formula

10 I are for the most part prepared by conventional methods. If the compound of the formula I contains a carboxyl group, one of its suitable salts can be formed by reacting the compound with a suitable base to give the corresponding base-addition salt. Such bases are, for example, alkali metal hydroxides, including potassium hydroxide, sodium hydroxide and lithium hydroxide; alkaline earth metal

15 hydroxides, such as barium hydroxide and calcium hydroxide; alkali metal alkoxides, for example potassium ethoxide and sodium propoxide; and various organic bases, such as piperidine, diethanolamine and N-methylglutamine. The aluminium salts of the compounds of the formula I are likewise included. In the case of certain compounds of the formula I, acid-addition salts can be formed by

20 treating these compounds with pharmaceutically acceptable organic and inorganic acids, for example hydrogen halides, such as hydrogen chloride, hydrogen bromide or hydrogen iodide, other mineral acids and corresponding salts thereof, such as sulfate, nitrate or phosphate and the like, and alkyl- and monoaryl-sulfonates, such as ethanesulfonate, toluenesulfonate and benzenesulfonate, and

25 other organic acids and corresponding salts thereof, such as acetate, trifluoroacetate, tartrate, maleate, succinate, citrate, benzoate, salicylate, ascorbate and the like. Accordingly, pharmaceutically acceptable acid-addition salts of the compounds of the formula I include the following: acetate, adipate, alginate, arginate, aspartate, benzoate, benzenesulfonate (besylate), bisulfate, bisulfite,

30 bromide, butyrate, camphorate, camphorsulfonate, caprylate, chloride, chlorobenzoate, citrate, cyclopentanepropionate, digluconate, dihydrogenphosphate, dinitrobenzoate, dodecylsulfate, ethanesulfonate, fumarate, galacterate (from mucic acid), galacturonate, glucoheptanoate, gluconate,

glutamate, glycerophosphate, hemisuccinate, hemisulfate, heptanoate, hexanoate, hippurate, hydrochloride, hydrobromide, hydroiodide, 2-hydroxyethanesulfonate, iodide, isethionate, isobutyrate, lactate, lactobionate, malate, maleate, malonate, mandelate, metaphosphate, methanesulfonate, methylbenzoate, monohydrogen-phosphate, 2-naphthalenesulfonate, nicotinate, nitrate, oxalate, oleate, palmoate, pectinate, persulfate, phenylacetate, 3-phenylpropionate, phosphate, phosphonate, phthalate, but this does not represent a restriction.

Furthermore, the base salts of the compounds according to the invention include aluminium, ammonium, calcium, copper, iron(III), iron(II), lithium, magnesium, manganese(III), manganese(II), potassium, sodium and zinc salts, but this is not intended to represent a restriction. Of the above-mentioned salts, preference is given to ammonium; the alkali metal salts sodium and potassium, and the alkaline earth metal salts calcium and magnesium. Salts of the compounds of the formula I which are derived from pharmaceutically acceptable organic non-toxic bases include salts of primary, secondary and tertiary amines, substituted amines, also including naturally occurring substituted amines, cyclic amines, and basic ion exchanger resins, for example arginine, betaine, caffeine, chlorprocaine, choline, N,N'-dibenzylethylenediamine (benzathine), dicyclohexylamine, diethanolamine, diethylamine, 2-diethylaminoethanol, 2-dimethylaminoethanol, ethanolamine, ethylenediamine, N-ethylmorpholine, N-ethylpiperidine, glucamine, glucosamine, histidine, hydrabamine, isopropylamine, lidocaine, lysine, meglumine, N-methyl-D-glucamine, morpholine, piperazine, piperidine, polyamine resins, procaine, purines, theobromine, triethanolamine, triethylamine, trimethylamine, tripropylamine and tris(hydroxymethyl)methylamine (tromethamine), but this is not intended to represent a restriction.

Compounds of the present invention which contain basic nitrogen-containing groups can be quaternised using agents such as (C<sub>1</sub>-C<sub>4</sub>)alkyl halides, for example methyl, ethyl, isopropyl and tert-butyl chloride, bromide and iodide; di(C<sub>1</sub>-C<sub>4</sub>)alkyl sulfates, for example dimethyl, diethyl and diamyl sulfate; (C<sub>10</sub>-C<sub>18</sub>)alkyl halides, for example decyl, dodecyl, lauryl, myristyl and stearyl chloride, bromide and iodide; and aryl(C<sub>1</sub>-C<sub>4</sub>)alkyl halides, for example benzyl chloride and phenethyl



bromide. Both water- and oil-soluble compounds according to the invention can be prepared using such salts.

The above-mentioned pharmaceutical salts which are preferred include acetate, trifluoroacetate, besylate, citrate, fumarate, gluconate, hemisuccinate, hippurate, hydrochloride, hydrobromide, isethionate, mandelate, meglumine, nitrate, oleate, phosphonate, pivalate, sodium phosphate, stearate, sulfate, sulfosalicylate, tartrate, thiomalate, tosylate and tromethamine, but this is not intended to represent a restriction.

The acid-addition salts of basic compounds of the formula I are prepared by bringing the free base form into contact with a sufficient amount of the desired acid, causing the formation of the salt in a conventional manner. The free base can be regenerated by bringing the salt form into contact with a base and isolating the free base in a conventional manner. The free base forms differ in a certain respect from the corresponding salt forms thereof with respect to certain physical properties, such as solubility in polar solvents; for the purposes of the invention, however, the salts otherwise correspond to the respective free base forms thereof.

As mentioned, the pharmaceutically acceptable base-addition salts of the compounds of the formula I are formed with metals or amines, such as alkali metals and alkaline earth metals or organic amines. Preferred metals are sodium, potassium, magnesium and calcium. Preferred organic amines are N,N'-dibenzylethylenediamine, chloroprocaine, choline, diethanolamine, ethylenediamine, N-methyl-D-glucamine and procaine.

The base-addition salts of acidic compounds according to the invention are prepared by bringing the free acid form into contact with a sufficient amount of the desired base, causing the formation of the salt in a conventional manner. The free acid can be regenerated by bringing the salt form into contact with an acid and isolating the free acid in a conventional manner. The free acid forms differ in a certain respect from the corresponding salt forms thereof with respect to certain physical properties, such as solubility in polar solvents; for the purposes of the

invention, however, the salts otherwise correspond to the respective free acid forms thereof.

5 If a compound according to the invention contains more than one group which is capable of forming pharmaceutically acceptable salts of this type, the invention also encompasses multiple salts. Typical multiple salt forms include, for example, bitartrate, diacetate, difumarate, dimeglumine, diphosphate, disodium and trihydrochloride, but this is not intended to represent a restriction.

10 With regard to that stated above, it can be seen that the expression "pharmaceutically acceptable salt" in the present connection is taken to mean an active ingredient which comprises a compound of the formula I in the form of one of its salts, in particular if this salt form imparts improved pharmacokinetic properties on the active ingredient compared with the free form of the active ingredient or any  
15 other salt form of the active ingredient used earlier. The pharmaceutically acceptable salt form of the active ingredient can also provide this active ingredient for the first time with a desired pharmacokinetic property which it did not have earlier and can even have a positive influence on the pharmacodynamics of this active ingredient with respect to its therapeutic efficacy in the body.

20 Compounds of the formula I according to the invention may be chiral owing to their molecular structure and may accordingly occur in various enantiomeric forms. They can therefore exist in racemic or in optically active form.

25 Since the pharmaceutical activity of the racemates or stereoisomers of the compounds according to the invention may differ, it may be desirable to use the enantiomers. In these cases, the end product or even the intermediates can be separated into enantiomeric compounds by chemical or physical measures known to the person skilled in the art or even employed as such in the synthesis.

30 In the case of racemic amines, diastereomers are formed from the mixture by reaction with an optically active resolving agent. Examples of suitable resolving agents are optically active acids, such as the R and S forms of tartaric acid, diacetyltartaric acid, dibenzoyltartaric acid, mandelic acid, malic acid, lactic acid,

suitably N-protected amino acids (for example N-benzoylproline or N-benzenesulfonylproline), or the various optically active camphorsulfonic acids. Also advantageous is chromatographic enantiomer resolution with the aid of an optically active resolving agent (for example dinitrobenzoylphenylglycine, cellulose triacetate or other derivatives of carbohydrates or chirally derivatised methacrylate polymers immobilised on silica gel). Suitable eluents for this purpose are aqueous or alcoholic solvent mixtures, such as, for example, hexane/isopropanol/ acetonitrile, for example in the ratio 82:15:3.

For chiral resolution of the racemates following acids and amines can be used:

As examples, the following chiral acids can be used : (+)-D-di-O-benzoyltartaric acid, (-)-L-di-O-benzoyltartaric acid, (-)-L-di-O,O'-p-toluyll-L- tartaric acid, (+)-D-di-O,O'-p-toluyll-L-tartaric acid, (R)-(+)-malic acid, (S)-(-)-malic acid, (+)-camphoric acid, (-)-camphoric acid, R-(-)-1,1'-binaphtalen-2,2'-diyl hydrogenophosphonic, (+)-camphanic acid, (-)-camphanic acid, (S)-(+)-2-phenylpropionic acid, (R)-(+)-2-phenylpropionic acid, D-(-)-mandelic acid, L-(+)-mandelic acid, D-tartaric acid, L-tartaric acid, or any mixture of them.

As examples, the following chiral amines can be used: quinine, brucine, (S)-1-(benzyloxymethyl)propylamine (III), (-)-ephedrine, (4S,5R)-(+)-1,2,2,3,4-tetramethyl-5-phenyl-1,3-oxazolidine, (R)-1-phenyl-2-p-tolyethylamine, (S)-phenylglycinol, (-)-N-methylephedrine, (+)-(2S,3R)-4-dimethylamino-3-methyl-1,2-diphenyl-2-butanol, (S)-phenylglycinol, (S)- $\alpha$ -methylbenzylamine or any mixture of them.

The invention furthermore relates to the use of the compounds and/or physiologically acceptable salts thereof for the preparation of a medicament (pharmaceutical composition), in particular by non-chemical methods. They can be converted into a suitable dosage form here together with at least one solid, liquid and/or semi-liquid excipient or adjuvant and, if desired, in combination with one or more further active ingredients.

The invention furthermore relates to medicaments comprising at least one compound according to the invention and/or pharmaceutically usable derivatives,

solvates and stereoisomers thereof, including mixtures thereof in all ratios, and optionally excipients and/or adjuvants.

5      Pharmaceutical formulations can be administered in the form of dosage units which comprise a predetermined amount of active ingredient per dosage unit. Such a unit can comprise, for example, 0.5 mg to 1 g, preferably 1 mg to 700 mg, particularly preferably 5 mg to 100 mg, of a compound according to the invention, depending on the disease condition treated, the method of administration and the age, weight and condition of the patient, or pharmaceutical formulations can be  
10      administered in the form of dosage units which comprise a predetermined amount of active ingredient per dosage unit. Preferred dosage unit formulations are those which comprise a daily dose or part-dose, as indicated above, or a corresponding fraction thereof of an active ingredient. Furthermore, pharmaceutical formulations of this type can be prepared using a process which is generally known in the  
15      pharmaceutical art.

Pharmaceutical formulations can be adapted for administration via any desired suitable method, for example by oral (including buccal or sublingual), rectal, nasal, topical (including buccal, sublingual or transdermal), vaginal or parenteral  
20      (including subcutaneous, intramuscular, intravenous or intradermal) methods. Such formulations can be prepared using all processes known in the pharmaceutical art by, for example, combining the active ingredient with the excipient(s) or adjuvant(s).

25      Pharmaceutical formulations adapted for oral administration can be administered as separate units, such as, for example, capsules or tablets; powders or granules; solutions or suspensions in aqueous or non-aqueous liquids; edible foams or foam foods; or oil-in-water liquid emulsions or water-in-oil liquid emulsions.

30      Thus, for example, in the case of oral administration in the form of a tablet or capsule, the active-ingredient component can be combined with an oral, non-toxic and pharmaceutically acceptable inert excipient, such as, for example, ethanol, glycerol, water and the like. Powders are prepared by comminuting the compound

to a suitable fine size and mixing it with a pharmaceutical excipient comminuted in a similar manner, such as, for example, an edible carbohydrate, such as, for example, starch or mannitol. A flavour, preservative, dispersant and dye may likewise be present.

5

Capsules are produced by preparing a powder mixture as described above and filling shaped gelatine shells therewith. Glidants and lubricants, such as, for example, highly disperse silicic acid, talc, magnesium stearate, calcium stearate or polyethylene glycol in solid form, can be added to the powder mixture before the filling operation. A disintegrant or solubiliser, such as, for example, agar-agar, calcium carbonate or sodium carbonate, may likewise be added in order to improve the availability of the medicament after the capsule has been taken.

10

15

In addition, if desired or necessary, suitable binders, lubricants and disintegrants as well as dyes can likewise be incorporated into the mixture. Suitable binders include starch, gelatine, natural sugars, such as, for example, glucose or beta-lactose, sweeteners made from maize, natural and synthetic rubber, such as, for example, acacia, tragacanth or sodium alginate, carboxymethylcellulose, polyethylene glycol, waxes, and the like. The lubricants used in these dosage forms include sodium oleate, sodium stearate, magnesium stearate, sodium benzoate, sodium acetate, sodium chloride and the like. The disintegrants include, without being restricted thereto, starch, methylcellulose, agar, bentonite, xanthan gum and the like. The tablets are formulated by, for example, preparing a powder mixture, granulating or dry-pressing the mixture, adding a lubricant and a disintegrant and pressing the entire mixture to give tablets. A powder mixture is prepared by mixing the compound comminuted in a suitable manner with a diluent or a base, as described above, and optionally with a binder, such as, for example, carboxymethylcellulose, an alginate, gelatine or polyvinylpyrrolidone, a dissolution retardant, such as, for example, paraffin, an absorption accelerator, such as, for example, a quaternary salt, and/or an absorbent, such as, for example, bentonite, kaolin or dicalcium phosphate. The powder mixture can be granulated by wetting it with a binder, such as, for example, syrup, starch paste, acacia mucilage or solutions of cellulose or polymer materials and pressing it through a sieve. As an

20

25

30

alternative to granulation, the powder mixture can be run through a tableting machine, giving lumps of non-uniform shape which are broken up to form granules. The granules can be lubricated by addition of stearic acid, a stearate salt, talc or mineral oil in order to prevent sticking to the tablet casting moulds. The lubricated mixture is then pressed to give tablets. The compounds according to the invention can also be combined with a free-flowing inert excipient and then pressed directly to give tablets without carrying out the granulation or dry-pressing steps. A transparent or opaque protective layer consisting of a shellac sealing layer, a layer of sugar or polymer material and a gloss layer of wax may be present. Dyes can be added to these coatings in order to be able to differentiate between different dosage units.

Oral liquids, such as, for example, solution, syrups and elixirs, can be prepared in the form of dosage units so that a given quantity comprises a prespecified amount of the compounds. Syrups can be prepared by dissolving the compound in an aqueous solution with a suitable flavour, while elixirs are prepared using a non-toxic alcoholic vehicle. Suspensions can be formulated by dispersion of the compound in a non-toxic vehicle. Solubilisers and emulsifiers, such as, for example, ethoxylated isostearyl alcohols and polyoxyethylene sorbitol ethers, preservatives, flavour additives, such as, for example, peppermint oil or natural sweeteners or saccharin, or other artificial sweeteners and the like, can likewise be added.

The dosage unit formulations for oral administration can, if desired, be encapsulated in microcapsules. The formulation can also be prepared in such a way that the release is extended or retarded, such as, for example, by coating or embedding of particulate material in polymers, wax and the like.

The compounds according to the invention and salts, solvates and physiologically functional derivatives thereof can also be administered in the form of liposome delivery systems, such as, for example, small unilamellar vesicles, large unilamellar vesicles and multilamellar vesicles. Liposomes can be formed from

various phospholipids, such as, for example, cholesterol, stearylamine or phosphatidylcholines.

5 The compounds according to the invention and the salts, solvates and physiologically functional derivatives thereof can also be delivered using monoclonal antibodies as individual carriers to which the compound molecules are coupled. The compounds can also be coupled to soluble polymers as targeted medicament carriers. Such polymers may encompass polyvinylpyrrolidone, pyran copolymer, polyhydroxypropylmethacrylamidophenol, polyhydroxyethylaspartamidophenol or  
10 polyethylene oxide polylysine, substituted by palmitoyl radicals. The compounds may furthermore be coupled to a class of biodegradable polymers which are suitable for achieving controlled release of a medicament, for example polylactic acid, poly-epsilon-caprolactone, polyhydroxybutyric acid, polyorthoesters, polyacetals, polydihydroxypyranes, polycyanoacrylates and crosslinked or amphipathic  
15 block copolymers of hydrogels.

Pharmaceutical formulations adapted for transdermal administration can be administered as independent plasters for extended, close contact with the epidermis of the recipient. Thus, for example, the active ingredient can be  
20 delivered from the plaster by iontophoresis, as described in general terms in *Pharmaceutical Research*, 3(6), 318 (1986).

Pharmaceutical compounds adapted for topical administration can be formulated as ointments, creams, suspensions, lotions, powders, solutions, pastes, gels,  
25 sprays, aerosols or oils.

For the treatment of the eye or other external tissue, for example mouth and skin, the formulations are preferably applied as topical ointment or cream. In the case of formulation to give an ointment, the active ingredient can be employed either with  
30 a paraffinic or a water-miscible cream base. Alternatively, the active ingredient can be formulated to give a cream with an oil-in-water cream base or a water-in-oil base.

Pharmaceutical formulations adapted for topical application to the eye include eye drops, in which the active ingredient is dissolved or suspended in a suitable carrier, in particular an aqueous solvent.

5      Pharmaceutical formulations adapted for topical application in the mouth encompass lozenges, pastilles and mouthwashes.

Pharmaceutical formulations adapted for rectal administration can be administered in the form of suppositories or enemas.

10

Pharmaceutical formulations adapted for nasal administration in which the carrier substance is a solid comprise a coarse powder having a particle size, for example, in the range 20-500 microns, which is administered in the manner in which snuff is taken, i.e. by rapid inhalation via the nasal passages from a container containing the powder held close to the nose. Suitable formulations for administration as  
15      nasal spray or nose drops with a liquid as carrier substance encompass active-ingredient solutions in water or oil.

Pharmaceutical formulations adapted for administration by inhalation encompass  
20      finely particulate dusts or mists, which can be generated by various types of pressurised dispensers with aerosols, nebulisers or insufflators.

Pharmaceutical formulations adapted for vaginal administration can be administered as pessaries, tampons, creams, gels, pastes, foams or spray  
25      formulations.

Pharmaceutical formulations adapted for parenteral administration include aqueous and non-aqueous sterile injection solutions comprising antioxidants, buffers, bacteriostatics and solutes, by means of which the formulation is rendered  
30      isotonic with the blood of the recipient to be treated; and aqueous and non-aqueous sterile suspensions, which may comprise suspension media and thickeners. The formulations can be administered in single-dose or multidose containers, for example sealed ampoules and vials, and stored in freeze-dried



(lyophilised) state, so that only the addition of the sterile carrier liquid, for example water for injection purposes, immediately before use is necessary.

5 Injection solutions and suspensions prepared in accordance with the recipe can be prepared from sterile powders, granules and tablets.

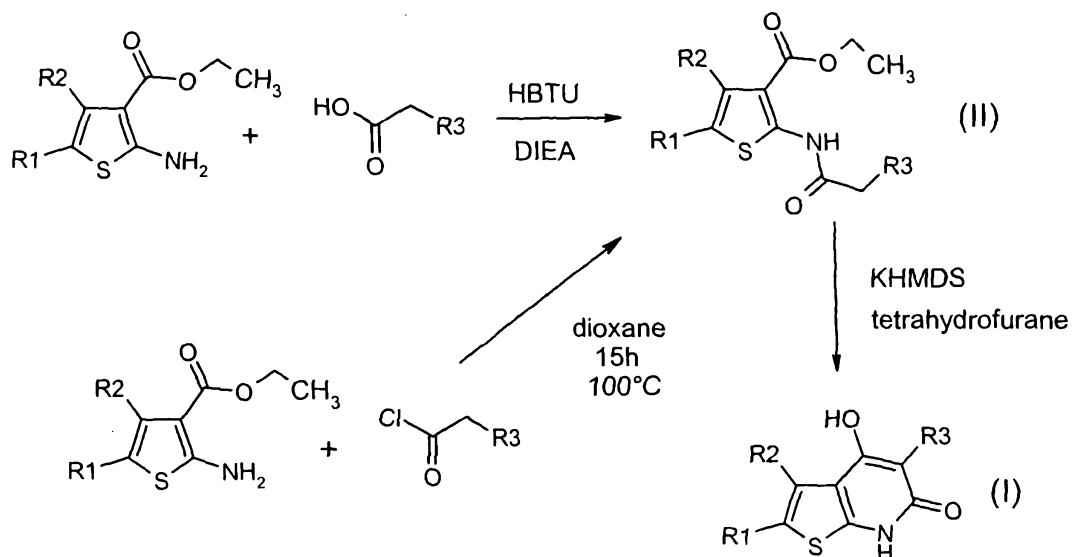
10 It goes without saying that, in addition to the above particularly mentioned constituents, the formulations may also comprise other agents usual in the art with respect to the particular type of formulation; thus, for example, formulations which are suitable for oral administration may comprise flavours.

15 A therapeutically effective amount of a compound of the present invention depends on a number of factors, including, for example, the age and weight of the human or animal, the precise disease condition which requires treatment, and its severity, the nature of the formulation and the method of administration, and is ultimately determined by the treating doctor or vet. However, an effective amount of a compound according to the invention is generally in the range from 0.1 to 100 mg/kg of body weight of the recipient (mammal) per day and particularly typically in the range from 1 to 10 mg/kg of body weight per day. Thus, the actual amount per day for an adult mammal weighing 70 kg is usually between 70 and 20 700 mg, where this amount can be administered as an individual dose per day or usually in a series of part-doses (such as, for example, two, three, four, five or six) per day, so that the total daily dose is the same. An effective amount of a salt or solvate or of a physiologically functional derivative thereof can be determined as the fraction of the effective amount of the compound according to the invention *per se*. It can be assumed that similar doses are suitable for the treatment of other conditions mentioned above.

## 30 EXAMPLES

Representative scheme of the cyclisation process is shown in the scheme 1

Scheme 1



- HBTU : 2-(1H-Benzotriazol-1-yl)-1,1,3,3-tetramethyluronium hexafluorophosphate
- KHMDS : potassium hexamethyldisilazide
- DIEA : diethylisopropylamine

The following examples illustrate the invention without, however, limiting it. The starting materials used are known products or products prepared according to known procedures. The percentages are expressed on a weight basis, unless otherwise mentioned.

The compounds were characterised especially via the following analytical techniques.

The NMR spectra were acquired using a Bruker Avance DPX 300 MHz NMR spectrometer.

The masses were determined by HPLC coupled to an Agilent Series 1100 mass detector. The melting points (m.p.) were measured on a Stuart Scientific block.

#### Example 1:

##### 4-hydroxy-3-phenyl-5-(pyridin-3-yl)-6,7-dihydro-thieno[2,3-b]pyridin-6-one

Step 1: 3-pyridylacetic acid (0.842 g, 4.85 mmol) in acetonitrile (30 mL) was cooled at 0°C. HBTU (2.169g) and diisopropylethylamine (2.64 g) was added. After 20 minutes of stirring, a solution of 2-amino-3-ethoxycarbonyl-4-phenylthiophene (1 g, 4.04 mmol) in acetonitrile was added dropwise. After 15h of

stirring at room temperature, the solvent was removed under reduced pressure and the remaining was taken up into dichloromethane. This organic solution was washed with sodium bicarbonate solution, water then dried over sodium sulphate. Organic solvent was removed under reduced pressure and the crude purified on silica (Heptane/ethyl acetate 4/6). A yellow oil (407 mg) was recovered.

<sup>1</sup>H NMR (dmso-d<sub>6</sub>, 300MHz): 11.45 (br. s, 1H), 8.64-8.59 (m, 2H), 7.87-7.84 (m, 1H), 7.44-7.39 (m, 1H), 7.31-7.24 (m, 5H), 6.60 (s, 1H), 4.03 (q, 2H), 3.88 (s, 2H), 0.89 (t, 3H)

Step 2: To the previous compound (197 mg) in tetrahydrofuran (2 mL) was added dropwise a solution of sodium hexamethyldisilylazide (3.58 mL, 4eq) in tetrahydrofuran. The solution was heated at 80°C during 15 hours then cooled to room temperature and acetic acid was added until acid pH. All the solvents were removed under reduced pressure and water added. The precipitated white solid (120 mg) was filtered; MS: 321 (M+1);

<sup>1</sup>H NMR (DMSO-d<sub>6</sub>, 300MHz): 8.49 (bs, 1H), 8.48-8.40 (m, 1H), 7.77-7.70 (m, 1H), 7.48-7.42 (m, 2H), 7.41-7.26 (m, 4H), 7.00 (m, 1H).

Example 2:

**4-hydroxy-5-(2-hydroxyphenyl)-3-phenyl-2-methyl-6,7-dihydro-thieno[2,3-b]pyridin-6-one**

Step 1: To a solution of propiophenone (30 mL, 0.226 mol) in ethanol (670 mL) was added dropwise ethyl cyanoacetate (24 mL). After 20 minutes at 60°C, morpholine (68.9 mL) was added and 5 minutes later sulphur (14.5 g). Heating was carried on during 72 hours then the solvents removed under reduced pressure. The crude was taken up with dichloromethane, filtered through a pad of silica and the solvent removed under reduced pressure. The crude was purified over silica (heptane/ ethyl acetate 9/1) and a yellow solid was recovered (18.4g);

<sup>1</sup>H NMR (CDCl<sub>3</sub>, 300 MHz): δ (ppm): 7.34-7.27 (m, 3H), 7.12-7.15 (m, 2H), 3.91 (q, 2H), 2.02 (s, 3H), 0.78 (t, 3H)

Step 2: To the previous compound (800 mg) in dioxane (5 ml) was added dropwise a solution of 2-methoxyphenylacetyl chloride (678 mg) in dioxane (5 mL). The solution was heated to reflux during 15 hours then the solvent was removed under reduced pressure. The crude was taken up into ethyl acetate and this

solution was washed with a sodium bicarbonate aqueous solution then water. The organic solution was dried over sodium sulfate and the solvent removed under reduced pressure. A yellow oil was recovered (1.42 g);

<sup>1</sup>H NMR (CDCl<sub>3</sub>, 300 MHz): δ (ppm): 11.24 (br. s, 1H), 7.32-7.26 (m, 5H), 7.12-7.08 (m, 2H), 6.99-6.91 (m, 2H), 3.89 (s, 3H), 3.88 (q, 2H), 3.82 (s, 2H), 2.10 (s, 3H), 0.74 (t, 3H)

Step 3: The previous compound (1.4 g, 3.42 mmol) in tetrahydrofurane (20 mL) was added dropwise to a solution of potassium hexamethyldisilylazide (27.4 mL of 0.5M in toluene). After 2 hours, the reaction was quenched with acetic acid and the solvents removed under reduced pressure. The crude solid was taken up into water and filtered. A pink solid was recovered (1.86 g); MS: 364.0 (M+1);

<sup>1</sup>H NMR (DMSO-*d*<sub>6</sub>, 300 MHz): δ (ppm): 8.83 (br. s, 1H), 7.38-7.24 (m, 6H), 7.04-7.02 (m, 1H), 6.96-6.87 (m, 2H), 3.65 (s, 3H), 2.19 (s, 3H).

Step 4: The previous solid (366 mg) in anhydrous dichloromethane (30 mL) was cooled to 0°C. Boron tribromide (4 ml, 1M solution in dichloromethane) was added. After 3 hours of stirring at room temperature, the solution was taken up into a water/ice/triethylamine (few drops) mixture and stirred 1 hour. The organic phase was recovered, dried and concentrated under reduced pressure. The crude was purified over silica (dichloromethane/methanol 98/2). An off-white solid was recovered (60 mg); MS: 350.2 (M+1);

<sup>1</sup>H NMR (DMSO-*d*<sub>6</sub>, 300 MHz): 9.06 (bs, 1H), 7.38-7.25 (m, 5H), 7.12-6.99 (m, 2H), 6.80-6.71 (m, 2H), 2.19 (s, 3H).

#### Example 3:

#### **2-chloro-4-hydroxy-3-(3-methoxyphenyl)-5-phenyl-6,7-dihydro-thieno[2,3-b]pyridin-6-one**

Step 1: Ethyl cyanoacetate (10.6 mL) was added dropwise to a solution of 3'-methoxyacetophenone (13.7 mL, 0.1 mol) in ethanol (335 mL). After 20 minutes at 60°C, morpholine (30.5 mL) was added and 5 minutes later sulphur (6.4 g). Heating was carried on during 72 hours then filtered through a pad of silica and the solvent removed under reduced pressure. The crude was purified over silica (heptane/ ethyl acetate 9/1). A yellow solid was recovered (3.5 g);

<sup>1</sup>H NMR (CDCl<sub>3</sub>, 300 MHz): δ (ppm): 7.26-7.20 (m, 1H), 6.88-6.80 (m, 3H), 6.07 (br. s, 1H), 4.04 (q, 2H), 3.81 (s, 3H), 0.95 (t, 3H).

Step 2: To a solution of the previous compound (1.5g, 5.40 mmol), dioxane (9.3 mL) and pyridine (523 μL) was added dropwise phenylacetyl chloride (858 μL).

5 The reaction mixture was heated to 105°C during 1 hour then the solvent was evaporated. The crude was taken up into dichloromethane. The organic phase was washed twice by sodium bicarbonate aqueous solution then dried over sodium sulfate. After removal of the solvent by evaporation, the resulting oil was dissolved in ethyl acetate and poured into heptane. The solid formed (1.44 g) was  
10 filtered and washed with heptane;

<sup>1</sup>H NMR (CDCl<sub>3</sub>, 300 MHz): δ (ppm): 11.22 (br. s, 1H), 7.44-7.28 (m, 5H), 7.22 (dd, 1H), 6.88-6.76 (m, 3H), 6.59 (s, 1H), 4.01 (q, 2H), 3.84 (s, 2H), 3.80 (s, 3H), 0.90 (t, 3H).

Step 3: A solution of the previous compound (1.44 g, 3.64 mmol), N-chlorosuccinimide (583 mg) and 1,2-dichloroethane (25 mL) was heated at 40°C  
15 for 1 hour. The reaction mixture was taken up into dichloromethane and washed twice with water then dried over sodium sulfate and the solvent was evaporated. The crude was used without any further purification;

<sup>1</sup>H NMR (CDCl<sub>3</sub>, 300 MHz): δ (ppm): 11.24 (br. s, 1H), 7.44-7.30 (m, 5H), 7.24 (dd, 1H), 6.90-6.86 (m, 1H), 6.77-6.69 (m, 2H), 3.90 (q, 2H), 3.82 (s, 2H), 3.78 (s, 3H),  
20 0.78 (t, 3H).

Step 4: A solution of previous solid (3.64 mmol) in tetrahydrofurane (16 mL) was added to potassium hexamethyldisilylazide (29 mL, 0.5M in toluene) and the  
25 reaction mixture was heated to 45°C for 1 hour. The reaction was quenched with acetic acid and the solvents removed under reduced pressure. The crude was purified over silica (pentane/ethyl acetate (4/1) to get a pure solid (550 mg); MS : 384 (M+1);

<sup>1</sup>H NMR (DMSO-d<sub>6</sub>, 300 MHz): 11.60 (bs, 1H), 9.46 (bs, 1H), 7.41-7.20 (m, 6H),  
30 6.97-6.89 (m, 3H), 3.75 (s, 3H).

Example 4:

**2-cyano-3,5-diphenyl- 4-hydroxy-6,7-dihydro-thieno[2,3-b]pyridin-6-one**

Step 1: A solution of benzonitrile (10g, 97 mmol) and acetonitrile (10.2 mL, 195mmol) was treated with potassium tert-butoxide (20g) portionwise. The resulting thick suspension was stirred at room temperature overnight. Diethylether and sodium bicarbonate aqueous solution were added. Aqueous solution was extracted with diethylether and whole organic phases combined. The organic solution was washed with brine, dried over sodium sulfate and the solvents removed under reduced pressure. The resulting oil was taken up into ethyl acetate and poured onto heptane. The yellow solid formed (8g) was filtered and washed with heptane;

<sup>1</sup>H NMR (CDCl<sub>3</sub>, 300 MHz): δ (ppm): 7.51-7.38 (m, 5H), 4.91 (bs, 2H), 4.24 (s, 1H).

Step 2: Ethyl cyanoacetate (3.4 mL) was added dropwise to a solution of previous compound (4.62 g, 32 mmol) in ethanol (95 mL). After 20 minutes at 60°C, piperidine (635 µL) was added and 5 minutes later sulphur (1.13 g). Heating was carried on during 72 hours then filtered through a pad of silica and the solvent removed under reduced pressure. The crude was purified over silica (pentane/ ethyl acetate 9/1). A yellow solid was recovered (1 g).

Step 3: To a solution of the previous compound (1 g, 3.67 mmol), dioxane (5 mL) and pyridine (200 µL) was added dropwise a solution of phenylacetyl chloride (583 µL in 5 mL of dioxane). The reaction mixture was heated to 105°C overnight then the solvent was evaporated. The crude was taken up by dichloromethane. The organic phase was washed twice by sodium bicarbonate aqueous solution then dried over sodium sulfate. A yellow solid (1.45 g) was recovered after removal of the solvent by evaporation;

<sup>1</sup>H NMR (CDCl<sub>3</sub>, 300 MHz): δ (ppm): 11.46 (bs, 1H), 7.45-7.34 (m, 8H), 7.26-7.23 (m, 2H), 3.96 (q, 2H), 3.89 (s, 2H), 0.82 (t, 3H).

Step 4: Potassium hexamethyldisilylazide (15 mL, 0.5M in toluene) was added dropwise to a solution of previous solid (600 mg, 1.54 mmol) in tetrahydrofurane (60 mL) at 0°C. After 1 hour, the reaction was quenched with methanol and the solvents removed under reduced pressure. The crude was taken up into a minimum methanol and hydrochloride solution (4M) was added until acidic pH. A beige solid (260 mg) was recovered; MS: 345.1 (M+1);

<sup>1</sup>H NMR (DMSO-d<sub>6</sub>, 300 MHz): 10.00 (bs, 1H), 7.56-7.21 (m, 10H).

Example 5:

**2-chloro-3-(2,6-difluorophenyl)-4-hydroxy-5-phenyl-6,7-dihydro-thieno[2,3-b]pyridin-6-one**

5 Step 1: Ethyl cyanoacetate (6.8 mL) was added dropwise to a solution of 2',6'-difluoroacetophenone (10 g, 64 mmol) in ethanol (250 mL). After 20 minutes at 60°C, morpholine (19.6 mL) was added and 5 minutes later sulphur (4.1 g). Heating was carried on during 72 hours then filtered through a pad of silica and the solvent removed under reduced pressure. The crude was purified over silica  
10 (pentane / ethyl acetate 95/5). An oily compound (13.5 g) containing ethylcyanoactate was recovered; MS: 284.0 (M+1)

Step 2: To a solution of the previous compound (11.6 g, 20.4 mmol based on a 50% purity), dioxane (30 mL) and pyridine (1.11 mL) was added dropwise a solution of phenylacetyl chloride (3.24 mL in 25 mL of dioxane). After one hour, the  
15 solvent was evaporated under reduced pressure. The crude was taken up into dichloromethane. The organic phase was washed twice by sodium bicarbonate aqueous solution then dried over sodium sulfate and the solvent was evaporated. The crude was purified over silica (pentane/ethylacetate 98/2) to provide the desired compound (1g); MS: 402.1 (M+1);

20 <sup>1</sup>H NMR (CDCl<sub>3</sub>, 300 MHz): δ (ppm): 11.20 (br. s, 1H), 7.42-7.23 (m, 6H), 6.91-6.83 (m, 2H), 6.73 (s, 1H), 4.99 (q, 2H), 3.84 (s, 2H), 0.86 (t, 3H).

Step 3: A solution of the previous compound (429 mg, 1 mmol), N-chlorosuccinimide (190 mg) and 1,2-dichloroethane (10 mL) was heated at reflux overnight. The reaction mixture was taken up into dichloromethane and washed  
25 twice with water then dried over sodium sulfate and the solvent was evaporated. The crude oil (410 mg) was used without any further purification; MS: 436.0 (M+1); <sup>1</sup>H NMR (CDCl<sub>3</sub>, 300 MHz): δ (ppm): 11.27 (br. s), 7.41-7.29 (m, 6H), 6.95-6.89 (m, 2H), 3.96 (q, 2H), 3.84 (s, 2H), 0.83 (t, 3H).

Step 4: Potassium hexamethyldisilylazide (10 mL, 0.5M in toluene) was added  
30 dropwise to a solution of previous solid (410 mg, 0.94 mmol) in tetrahydrofurane (50 mL) at 0°C. After 3 hours at room temperature, the reaction was quenched with methanol and the solvents removed under reduced pressure. The crude was taken up into a minimum methanol and hydrochloride solution (4M) was added

until acidic pH. The precipitated solid was taken up into a minimum of ethyl acetate and poured onto heptane. The precipitated solid (106 mg) was filtered and washed with heptane. A beige solid (260 mg) was recovered; MS: 389.7 (M+1);  $^1\text{H}$  NMR (DMSO- $d_6$ , 300 MHz): 9.76 (bs, 1H), 7.56-7.12 (m, 8H).

5

Example 6:

**4-hydroxy-3-(2-hydroxy-4-methylphenyl)-5-phenyl-6,7-dihydro-thieno[2,3-b]pyridin-6-one**

Step 1: A solution of 2'-hydroxy-4'-methylacetophenone (10 g, 66.7 mmol), potassium hydroxide (5 g), dimethylsulfate (7.6 mL) in acetone (175 mL) was stirred overnight. Triethylamine was added to destroy excess of dimethylsulfate and the reaction mixture was filtered. The solvent was evaporated under reduced pressure. The solid obtained was recrystallised using pentane. White crystals (9 g) were recovered; MS: 165.1 (M+1);

15  $^1\text{H}$  NMR ( $\text{CDCl}_3$ , 300 MHz):  $\delta$  (ppm): 7.68 (d, 1H), 6.80 (d, 1H), 6.77 (s, 1H), 3.90 (s, 3H), 2.59 (s, 3H), 2.38 (s, 3H).

Step 2: Ethyl cyanoacetate (2.93 mL) was added dropwise to a solution of previous compound (4.5 g, 27.4 mmol) in ethanol (100 mL). After 20 minutes at 60°C, morpholine (8.35 mL) was added and 5 minutes later sulphur (1.76 g). Heating was carried on during 72 hours then filtered through a pad of silica and the solvent removed under reduced pressure. The crude was purified over silica (pentane/ ethyl acetate 95/5). A yellow solid (3.55g) was recovered; MS: 292.1 (M+1);

25  $^1\text{H}$  NMR ( $\text{CDCl}_3$ , 300 MHz):  $\delta$  (ppm): 7.07 (d, 1H), 6.75 (d, 1H), 6.66 (s, 1H), 6.06 (s, 1H), 4.00 (q, 2H), 3.72 (s, 3H), 2.38 (s, 3H), 0.91 (t, 3H).

Step 3: To a solution of the previous compound (2 g, 6.87 mmol), dioxane (20 mL) and pyridine (671  $\mu\text{L}$ ) was added dropwise phenylacetyl chloride (995  $\mu\text{L}$ ). After 2 hours, the reaction mixture was taken up into ethyl acetate and washed with water and brine. The organic solution was dried over sodium sulfate then the solvent was removed under reduced pressure. The crude oil was crystallised in a mixture of ethyl acetate/ pentane. A yellow solid (2.3 g) was recovered; MS: 410 (M+1);

30



<sup>1</sup>H NMR (CDCl<sub>3</sub>, 300 MHz): δ (ppm): 11.04 (bs, 1H), 7.45-7.25 (m, 5H), 7.04 (d, 1H), 6.74 (d, 1H), 6.65 (s, 1H), 6.55 (s, 1H), 3.95 (q, 2H), 3.82 (s, 2H), 3.67 (s, 3H), 2.37 (s, 3H), 0.86 (t, 3H).

Step 4: Potassium hexamethyldisilylazide (17.6 mL, 0.5M in toluene) was added dropwise to a solution of previous solid (900 mg, 2.2 mmol) in tetrahydrofuran (40 mL) at 0°C. After 2 hours at room temperature, the reaction was quenched with acetic acid and the solvents removed under reduced pressure. The crude was taken up into water. The precipitated solid (650 mg) was filtered and washed with diethylether; MS: 364.1 (M+1);

<sup>1</sup>H NMR (DMSO-d<sub>6</sub>, 300 MHz): 9.03 (bs, 1H), 7.40-7.15 (m, 5H), 7.08 (d, 1H), 6.84 (s, 1H), 6.81 (s, 1H), 6.72 (d, 1H), 3.68 (s, 3H), 2.31 (s, 3H).

Step 5: To a suspension of previous compound (250 mg, 0.69mmol) in dichloromethane was added boron tribromide (2.75 mL, 1M in dichloromethane) at 0°C. After 30 minutes at 0°C and 45 minutes at room temperature, the reaction mixture was poured onto ice. The white solid precipitated (135 mg) was filtered and washed with diethylether; MS: 350.1 (M+1);

<sup>1</sup>H NMR (DMSO-d<sub>6</sub>, 300 MHz): 9.25 (bs, 1H), 7.34-7.22 (m, 5H), 7.03 (d, 1H), 6.84 (s, 1H), 6.64 (s, 1H), 6.60 (d, 1H), 3.68 (s, 3H), 2.22 (s, 3H).

The following compounds in Table I can be obtained analogously.

Table I :

	R1	R2	R3	MS
1	ethoxycarbonyl	phenyl	phenyl	392.1 (M+1)
2	methoxy-carbonyl	phenyl	phenyl	378.0 (M+1)
3	carboxy	phenyl	phenyl	364.0 (M+1)
4	(N-methyl)-aminocarbonyl	phenyl	phenyl	377.0 (M+1)
5	hydroxymethyl	phenyl	phenyl	350.0 (M+1)
6	phenyl	phenyl	phenyl	396.1 (M+1)
7	aminocarbonyl	phenyl	phenyl	363.0 (M+1)

8	methylsulfonyl	phenyl	phenyl	398.1 (M+1)
9	cyano	phenyl	phenyl	345.1 (M+1)
10	methyl	phenyl	phenyl	334.1 (M+1)
11	methyl	phenyl	2-hydroxyphenyl	350.2 (M+1)
12	methyl	phenyl	pyridin-4-yl	335.2 (M+1)
13	methyl	phenyl	4-methoxyphenyl	364.2 (M+1)
14	methyl	phenyl	4-hydroxyphenyl	350.2 (M+1)
15	methyl	phenyl	3-methoxyphenyl	364.2 (M+1)
16	H	phenyl	phenyl	320.0 (M+1)
17	H	phenyl	2-methoxyphenyl	350.0 (M+1)
18	H	phenyl	pyridin-3-yl	321.0 (M+1)
19	H	phenyl	4-methoxyphenyl	350.0 (M+1)
20	H	phenyl	4-hydroxyphenyl	336.1 (M+1)
21	H	phenyl	4-cyanophenyl	345.0 (M+1)
22	H	phenyl	4-dimethyl-aminophenyl	363.1 (M+1)
23	H	phenyl	3-methoxyphenyl	350.0 (M+1)
24	H	phenyl	3-trifluoro-methylphenyl	388.1 (M+1)
25	H	4-bromophenyl	phenyl	400.0 (M+1)
26	H	4-chlorophenyl	phenyl	354.0 (M+1)
27	H	4-fluorophenyl	phenyl	338.0 (M+1)
28	H	4-bromophenyl	pyridin-3-yl	399.0 (M+1)
29	H	4-bromophenyl	pyridin-4-yl	400.9 (M+1)
30	H	4-bromophenyl	Pyridin-2-yl	400.9 (M+1)
31	H	4-hydroxy-phenyl	phenyl	336.1 (M+1)
32	H	4-methoxy-phenyl	phenyl	350.1 (M+1)
33	H	naphth-2-yl	phenyl	370.1 (M+1)
34	H	1-hydroxy-naphth-2-yl	phenyl	386.1 (M+1)
35	H	4-methylphenyl	phenyl	334.1 (M+1)

36	H	4-trifluoro-methylphenyl	phenyl	388.0 (M+1)
37	H	4-n-butylphenyl	phenyl	376.1 (M+1)
38	H	4-hydroxy-methylphenyl	phenyl	350.1 (M+1)
39	H	4-tert-butyl-phenyl	phenyl	376.1 (M+1)
40	H	4-methoxy-phenyl	4-methoxyphenyl	380.1 (M+1)
41	H	4-hydroxy-phenyl	4-hydroxyphenyl	352.0 (M+1)
42	H	4-methoxy-phenyl	4-fluorophenyl	368.0 (M+1)
43	H	4-hydroxy-phenyl	4-fluorophenyl	354.1 (M+1)
44	H	4-fluorophenyl	4-methoxyphenyl	368.0 (M+1)
45	H	4-fluorophenyl	4-hydroxyphenyl	354.1 (M+)
46	H	4-amino-carbonylphenyl	phenyl	363.0 (M+1)
47	H	3-methoxy-phenyl	phenyl	349.9 (M+1)
48	H	3-hydroxy-phenyl	phenyl	336.0 (M+1)
49	H	3-fluorophenyl	phenyl	338.1 (M+1)
50	H	3-methylphenyl	phenyl	334.0 (M+1)
51	H	3-bromophenyl	phenyl	398.0 (M+1)
52	H	3-hydroxy-methylphenyl	phenyl	350.1 (M+1)
53	H	3-methyl-sulfonylphenyl	phenyl	398.0 (M+1)
54	H	2-methoxyphenyl	phenyl	350.0 (M+1)
55	H	2-hydroxyphenyl	phenyl	336.2 (M+1)

56	H	2-fluorophenyl	phenyl	338.1 (M+1)
57	H	2-bromophenyl	phenyl	395.6 (M-1)
58	H	2-chlorophenyl	phenyl	354.0 (M+1)
59	H	2-methylphenyl	phenyl	334.1 (M+1)
60	H	2,4-dimethoxy-phenyl	phenyl	380.1 (M+1)
61	H	2,4-dihydroxy-phenyl	phenyl	352.0 (M+1)
62	H	2-fluoro-4-hydroxyphenyl	phenyl	352.0 (M-1)
63	H	2-fluoro-4-methoxyphenyl	phenyl	368.1 (M+1)
64	H	2,4-difluoro-phenyl	phenyl	356.0 (M+1)
65	H	2-benzyloxy-4-fluorophenyl	phenyl	444.1 (M+1)
66	H	4-fluoro-2-hydroxyphenyl	phenyl	352.0 (M-1)
67	H	3,5-dibenzyloxyphenyl	phenyl	532.0 (M+1)
68	H	3,5-dihydroxyphenyl	phenyl	352.1 (M+1)
69	H	3,5-dimethoxyphenyl	phenyl	380.1 (M+1)
70	H	2-benzyloxy-5-fluorophenyl	phenyl	444.1 (M+1)
71	H	3-fluoro-4-methoxyphenyl	phenyl	368.1 (M+1)
72	H	3-fluoro-4-hydroxyphenyl	phenyl	354.1 (M+1)
73	H	4-bromo-3-methoxyphenyl	phenyl	428.0 (M+1)
74	H	4-bromo-3-hydroxyphenyl	phenyl	413.9 (M+1)

75	H	5-fluoro-2-hydroxyphenyl	phenyl	352.0 (M-1)
76	H	4-bromo-2-methoxyphenyl	phenyl	427.9 (M+1)
77	H	4-bromo-2-hydroxyphenyl	phenyl	413.9 (M+1)
78	H	2,6-difluorophenyl	phenyl	356.0 (M+1)
79	H	2-hydroxy-5-methoxyphenyl	phenyl	366.0 (M+1)
80	H	2-benzyloxy-5-methoxyphenyl	phenyl	456.0 (M+1)
81	H	2-hydroxy-4-methoxyphenyl	phenyl	366.1 (M+1)
82	H	4-methyl-2-methoxyphenyl	phenyl	364.1 (M+1)
83	H	4-methyl-2-hydroxyphenyl	phenyl	350.1 (M+1)
84	H	3-methoxy-4-methylphenyl	phenyl	364.1 (M+1)
85	H	3-hydroxy-4-methylphenyl	phenyl	350.2 (M+1)
86	H	2-methoxy-4-methylphenyl	3-cyanophenyl	389.1 (M+1)
87	H	2-hydroxy-4-methylphenyl	3-cyanophenyl	375 (M+1)
88	H	2,6-dihydroxyphenyl	phenyl	352 (M+1)
89	H	2-hydroxy-6-methoxyphenyl	phenyl	366 (M+1)
90	H	4-carboxyphenyl	phenyl	364.1 (M+1)
91	H	3-carboxyphenyl	phenyl	363.7 (M+1)
92	H	Furan-2-yl	phenyl	310.2 (M+1)

93	H	Pyrazin-2-yl	phenyl	322.1 (M+1)
94	H	Pyridin-3-yl	phenyl	321.1 (M+1)
95	H	Pyridin-4-yl	phenyl	321.0 (M+1)
96	Cl	Pyridin-4-yl	phenyl	354.9 (M+1)
97	Cl	Pyridin-3-yl	phenyl	355.0 (M+1)
98	Cl	Furan-2-yl	phenyl	343.9 (M+1)
99	Cl	4-carboxy-phenyl	phenyl	398.0 (M+1)
100	Cl	3,4-difluoro-phenyl	phenyl	390.0 (M+1)
101	Cl	2-hydroxy-4-methylphenyl	3-cyanophenyl	409.0 (M+1)
102	Cl	3-hydroxy-4-methylphenyl	phenyl	384.0 (M+1)
103	Cl	3-methoxy-4-methylphenyl	phenyl	398.1 (M+1)
104	Cl	2-hydroxy-4-methylphenyl	phenyl	384.0 (M+1)
105	Cl	2-methoxy-4-methylphenyl	phenyl	398.0 (M+1)
106	Cl	2,6-difluoro-phenyl	phenyl	389.7 (M+1)
107	Cl	2-benzyloxy-5-fluorophenyl	phenyl	476 (M-1)
108	Cl	5-fluoro-2-hydroxyphenyl	phenyl	386 (M-1)
109	Cl	3-fluoro-4-hydroxyphenyl	phenyl	388.0 (M+1)
110	Cl	3-fluoro-4-methoxyphenyl	phenyl	402.0 (M+1)
111	Cl	4-fluoro-2-hydroxyphenyl	phenyl	386.0 (M-1)
112	Cl	2-benzyloxy-4-fluorophenyl	phenyl	478.1 (M+1)

113	Cl	5-chloro-2-fluoro-4-hydroxyphenyl	phenyl	421 (M+1)
114	Cl	2,4-difluorophenyl	phenyl	390 (M+1)
115	Cl	2-fluoro-4-methoxyphenyl	phenyl	400 (M-1)
116	Cl	2-fluoro-4-hydroxyphenyl	phenyl	388 (M+1)
117	Cl	2-methylphenyl	phenyl	368.0 (M+1)
118	Cl	2-chlorophenyl	phenyl	387.9 (M+1)
119	Cl	2-fluorophenyl	phenyl	372 (M+1)
120	Cl	2-benzyloxyphenyl	phenyl	460.1 (M+1)
121	Cl	2-hydroxyphenyl	phenyl	368.0 (M-1)
122	Cl	2-methoxyphenyl	phenyl	384.1(M+1)
123	Cl	3-carboxyphenyl	phenyl	398.0 (M+1)
124	Cl	3-hydroxymethylphenyl	phenyl	384.1 (M+1)
125	Cl	3-methylphenyl	phenyl	368.0 (M+1)
126	Cl	3-fluorophenyl	phenyl	372.0 (M+1)
127	Cl	3-ethoxyphenyl	phenyl	398.0 (M+1)
128	Cl	3-methoxyphenyl	phenyl	384.0 (M+1)
129	Cl	4-methoxyphenyl	3-cyanophenyl	409.0 (M+1)
130	Cl	4-fluorophenyl	3-carboxyphenyl	416.0 (M+1)
131	Cl	4-fluorophenyl	3-cyanophenyl	396.9 (M+1)
132	Cl	4-hydroxyphenyl	4-fluorophenyl	388.1 (M+1)
133	Cl	4-tert-butyl-	phenyl	410.1 (M+1)

		phenyl		
134	Cl	4-n-butylphenyl	phenyl	410 (M+1)
135	Cl	4-methyl	phenyl	368.0 (M+1)
136	Cl	1-hydroxy-naphth-2-yl	phenyl	420.1 (M+1)
137	Cl	Naphth-2-yl	phenyl	404 (M+1)
138	Cl	4-hydroxy-phenyl	phenyl	369.9 (M+1)
139	Cl	4-methoxy-phenyl	phenyl	384.0 (M+1)
140	Cl	4-fluorophenyl	phenyl	372 (M+1)
141	Cl	phenyl	N-methyl-3-amino-carbonylphenyl	411 (M+1)
142	Cl	phenyl	3-aminoimino-methylphenyl	396 (M+1)
143	Cl	phenyl	3-trifluoro-methylphenyl	422 (M+1)
144	Cl	phenyl	3-carboxyphenyl	379 (M+1)
145	Cl	phenyl	3-methyl-sulfonylphenyl	430 (M-1)
146	Cl	phenyl	3-aminohydroxy-iminomethylphenyl	412 (M+1)
147	Cl	phenyl	3-cyanophenyl	379 (M+1)
148	Cl	phenyl	3-hydroxyphenyl	370.0 (M+1)
149	Cl	phenyl	3-methoxyphenyl	382.3 (M-1)
150	Cl	phenyl	N-methyl-4-amino-carbonylphenyl	409 (M-1)
151	Cl	phenyl	4-amino-carbonylphenyl	395 (M-1)
152	Cl	phenyl	4-trifluoro-methylphenyl	388 (M+1)
153	Cl	phenyl	4-carboxyphenyl	396 (M-1)
154	Cl	phenyl	4-methylsulfonyl-phenyl	430 (M-1)



155	Cl	phenyl	4-aminohydroxy- iminomethylphenyl	412 (M+1)
156	Cl	phenyl	4-hydroxyphenyl	370.2 (M+1)
157	Cl	phenyl	4-methoxyphenyl	384.0 (M+1)
158	Cl	phenyl	2-benzyloxyphenyl	460.1 (M+1)
159	Cl	phenyl	2-hydroxyphenyl	370.0 (M+1)
160	Cl	phenyl	2-methoxyphenyl	383.9 (M+1)
161	Br	phenyl	phenyl	397.5 (M+1)
162	Cl	phenyl	phenyl	353.8 (M+1)

	R1	R2	R3	MS
163	Methyl	phenyl	2-methoxyphenyl	364.0 (M+1)
164	chloro	phenyl	2-methylphenyl	367.1 (M+1)
165	chloro	phenyl	2-fluorophenyl	372 (M+1)
166	chloro	phenyl	Pyridin-3-yl	355 (M+1)
167	chloro	phenyl	6-methoxypyridin-3- yl	384.9 (M+1)
168	chloro	phenyl	Thiophen-2-yl	359.8 (M+1)
169	chloro	phenyl	Thiophen-3-yl	359.8 (M+1)
170	chloro	phenyl	3-methyloxazol-5-yl	358.9 (M+1)
171	chloro	phenyl	4- trifluoromethylphenyl	422 (M+1)
172	chloro	phenyl	4-fluorophenyl	372 (M+1)
173	chloro	phenyl	4-chlorophenyl	388 (M+1)
174	chloro	phenyl	4-methylphenyl	368 (M+1)
175	chloro	phenyl	3-fluorophenyl	372 (M+1)
176	chloro	phenyl	3-methylphenyl	368 (M+1)
177	chloro	phenyl	3,4- dimethoxyphenyl	414 (M+1)
178	chloro	4-chlorophenyl	phenyl	388 (M+1)
179	chloro	Naphth-yl	phenyl	403.6 (M+1)

180	H	2-ethoxypyridin-5-yl	phenyl	365 (M+1)
181	chloro	4-ethylphenyl	phenyl	382 (M+1)
182	chloro	4-isopropylphenyl	phenyl	396 (M+1)
183	chloro	4-propylphenyl	phenyl	396.3 (M+1)
184	chloro	5-chloro-1-hydroxynaphth-2-yl	Phenyl	454 (M+1)
185	chloro	1-hydroxynaphth-2-yl	4-fluorophenyl	438 (M+1)
186	chloro	1-hydroxynaphth-2-yl	4-methylphenyl	434 (M+1)
187	chloro	4-fluoro-2-methoxyphenyl	phenyl	402 (M+1)
188	H	4-fluoro-2-hydroxyphenyl	4-methylphenyl	368 (M+1)
189	chloro	5-fluoro-2-methoxyphenyl	phenyl	402 (M+1)
190	chloro	3,4-dimethoxyphenyl	phenyl	414.1 (M+1)
191	H	4-fluoro-2-hydroxyphenyl	4-methoxyphenyl	384.0 (M+1)
192	chloro	2-hydroxy-4-methylphenyl	3-carboxyphenyl	428.3 (M+1)
193	chloro	4,5-difluoro-2-hydroxy	phenyl	406 (M+1)
194	chloro	2-hydroxy-4-methylphenyl	4-methylphenyl	398 (M+1)
195	chloro	2-hydroxy-4-methylphenyl	Pyridin-3-yl	385.1 (M+1)
196	chloro	3,4-dimethylphenyl	phenyl	382 (M+1)

197	chloro	3-fluoro-2-methoxy-4-methylphenyl	phenyl	382 (M+1)
198	H	3-fluoro-2-hydroxy-4-methylphenyl	phenyl	366 (M-1)
199	H	3-fluoro-2-hydroxy-4-methylphenyl	4-methylphenyl	394 (M-1)
200	H	3-fluoro-2-hydroxy-4-methylphenyl	4-fluorophenyl	398 (M-1)
201	chloro	2-methoxy-3,4-dimethylphenyl	phenyl	410 (M-1)
202	chloro	2-hydroxy-3,4-dimethylphenyl	phenyl	398 (M+1)
203	chloro	4-fluorophenyl	4-fluorophenyl	390 (M+1)
204	H	3-fluoro-2-hydroxy-4-methylphenyl	4-fluorophenyl	386 (M+1)
205	H	3-fluoro-2-methoxy-4-methylphenyl	4-fluorophenyl	434 (M+1)
206	chloro	3-fluoro-2-hydroxy-4-methylphenyl	4-fluorophenyl	420 (M+1)
207	chloro	2-hydroxy-4,5-dimethylphenyl	phenyl	398 (M+1)
208	chloro	3,4-difluoro-2-hydroxyphenyl	phenyl	406 (M+1)
209	chloro	4-ethyl-2-hydroxyphenyl	phenyl	398 (M+1)
210	chloro	3-fluoro-2-hydroxy-4-methylphenyl	phenyl	402 (M+1)

211	fluoro	3-fluoro-2-hydroxy-4-methylphenyl	4-fluorophenyl	402 (M-1)
212	chloro	4-fluoro-2-hydroxyphenyl	4-methoxyphenyl	418 (M+1)
213	chloro	4-fluoro-2-hydroxyphenyl	4-fluorophenyl	406 (M+1)
214	chloro	4-fluoro-2-hydroxyphenyl	4-methylphenyl	402 (M+1)

### Biological assays

#### 5                   - Enzymatic activity

The following biological test allows the determination of the efficacy of such compounds of formula (I) onto AMPK protein (recombinant  $\alpha 1\beta 1\gamma 2$ ).

Human recombinant AMPK enzyme was expressed in E. Coli and was reactivated in vitro by LKB1 prior to enzyme activity determination.

10       AMPK enzyme activities were assayed by using A Delfia technology. AMPK enzyme activities were carried out in microtiter plates (50 mM Hepes buffer, pH 7.4 with 125  $\mu$ M ATP respectively) in the presence of a synthetic peptide substrate (AMARAASAAALARRR, the "AMARA" peptide) and activators in serial dilutions. Reactions were initiated by the addition of AMPK (50-100 ng). Following mixing,  
15       the plates were incubated for 30 min at room temperature. Enzyme activity was assayed by using an anti-phosphoserine antibody to measure the quantity of phosphate incorporated into the AMARAA.

N°: Number of the molecule

20       Activity: Ratio between the % of control (basal activity) of compound of formula (I) at 30 $\mu$ M and the % of control (basal activity) of AMP (natural substrate) at 30  $\mu$ M.

Compounds of formula (I) in the table II are considered as direct activator of AMPK if the ratio is 90% or higher.

Table II:

no.	activity	no.	activity	no.	activity	no.	activity
3	102	20	99	32	147	42	110
9	410	22	121	33	201	44	98
10	96	23	202	34	625	45	114
13	126	25	119	35	126	47	117
14	116	26	128	36	121	48	109
15	181	27	114	38	119	49	131
16	107	28	109	40	109	50	103
19	96	29	103	41	92	52	176
55	146	63	115	73	94	81	223
56	107	64	109	74	112	83	403
58	103	66	144	75	135	84	158
60	100	68	98	77	257	85	406
61	146	71	131	78	160	87	287
62	101	72	150	79	593	100	103
104	236	111	136	121	143	129	102
105	206	113	95	124	195	130	117
106	115	114	115	125	101	131	331
108	305	115	118	126	98	132	108
109	200	116	120	127	122	134	93
110	121	119	101	128	181	135	113
136	488	142	126	149	120	155	95
137	129	143	99	150	130	156	95
138	114	144	116	151	134	157	147
139	114	145	90	152	99	158	110
140	123	146	103	153	111	159	164
141	403	148	121	154	131	161	113
						162	107
164	354	176	245	189	175	204	189
165	238	177	234	190	256	205	148

166	225	178	138	191	187	206	184
167	592	179	284	192	193	207	213
168	174	181	559	193	139	208	131
169	196	182	165	194	183	209	297
170	423	183	146	195	156	210	181
171	147	184	167	196	165	211	149
172	153	185	284	198	363	212	183
173	160	186	192	201	122	213	349
174	245	187	124	202	305	214	207
175	252	188	183	203	251		

## Glucose Uptake in muscle

Skeletal muscle is the major site of insulin-stimulated glucose disposal and insulin resistance in this target tissue has long been viewed as a contribution factor in the pathogenesis of type 2 diabetes (T2D). Therefore alternative pathways that stimulate skeletal muscle glucose uptake independently of insulin signaling could potentially improve glycemic control in T2D subjects. Although exercise stimulates glucose uptake in skeletal muscle independently of the insulin pathway, the underlying molecular mechanisms remains largely elusive.

The finding that the glucose transport can be increased in isolated skeletal muscle in response to contraction in vitro suggests that the signaling pathways elicited by internal cellular energy deficiency are partly accountable for contraction-induced glucose uptake. AMPK is considered as an attractive candidate for contraction-induced skeletal muscle glucose uptake because it is activated in parallel with elevation in AMP and a reduction in creatine phosphate energy stores (Hubter C.A., Am. J. Physiol. Endocrinol. Metab. 272:E262-E266; 1997). Furthermore, AICAR-induced activation of AMPK increases glucose uptake (Merrill G.F. and al., Am. J. Physiol. Endocrinol. Metab. 273:E1107-E1112 ; 1997).

### - Glucose Uptake in H-2Kb cells (in vitro cellular test)

The following cellular test allows the determination of the effect of AMPK activators such as compounds of formula (I) onto glucose uptake in a muscle cellular model.

H-2Kb cells derived from heterozygous H-2Kb tsA58 transgenic mouse were grown in 24-well in plates coated with matrigel and were cultured at 33 °C for 4 days under permissive conditions, as described previously by Fryer et al. (Diabetes 49 (12): 1978, 2000).

For differentiation in muscle, cells were switched to non-permissive culture conditions (37 °C in the absence of interferon- $\gamma$ ). After 3 days, cells were incubated for 4 hours in DMEM 1g/l glucose culture medium containing different concentrations of the tested molecules. Then glucose uptake was measured by incubating the cells for 10 min with radiolabelled 2-deoxy-D-[1, 2  $^3$ H] glucose.

Glucose uptake was terminated by rapidly washing the plates 2 times with ice-cold NaCl 0,9%. The cells were then solubilized in 0.1N NaOH for 30 min. Radioactivity was determined by liquid scintillation counting.

5 N°: Number of the molecule

Activity (table III): Concentration of compound (I) for a glucose uptake equal or higher to glucose uptake induced by insulin (170nM)

\*\* or \*\*concentration of compound (I)  $\leq 10$  microMolar

\* or \*concentration of compound (I)  $> 10$  micro Molar

10

Table (III)

N°	activity	N°	activity	N°	activity	N°	activity	N°	activity
9	*	27	*	102	**	126	*	143	*
10	*	33	*	103	*	127	*	148	**
13	*	34	*	104	*	128	*	149	**
14	*	35	**	108	*	129	**	156	**
15	*	36	*	109	**	131	*	157	**
19	*	47	*	111	*	136	**	161	**
20	*	63	*	115	**	137	*	162	**
22	**	83	*	119	*	138	**		
23	*	100	**	121	*	139	**		
26	*	101	*	125	**	140	**		
164	+	176	++	189	+	204	+		
165	+	177	++	190	+	205	+		
166	+	178	++	191	+	206	+		
167	++	179	++	192	++	207	+		
168	++	181	++	193	+	208	+		
169	++	182	+	194	++	209	++		
170	++	183	+	195	+	210	++		
171	+	184	++	196	++	211	+		
172	+	185	++	198	+	212	+		
173	++	186	++	201	+	213	+		
174	+	187	+	202	++				
175	+	188	+						



2009235784 02 Sep 2013

Compounds of the invention are able to increase glucose uptake in a muscular cell line named H-2Kb independently of insulin.

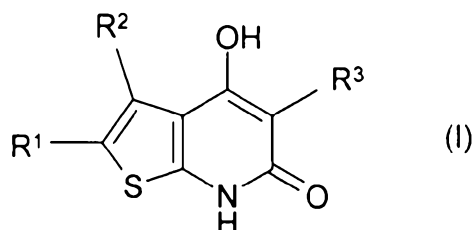
These data resulting of an enzymatic test followed by a cellular test shows that thienopyridone derivatives as defined in formula (I) are direct AMPK activators and these compounds are able to increase glucose uptake preferably in muscular cells.

Throughout this specification and the claims which follow, unless the context requires otherwise, the word "comprise", and variations such as "comprises" or "comprising", will be understood to imply the inclusion of a stated integer or step or group of integers or steps but not the exclusion of any other integer or step or group of integers or steps.

The reference in this specification to any prior publication (or information derived from it), or to any matter which is known, is not, and should not be taken as, an acknowledgement or admission or any form of suggestion that that prior publication (or information derived from it) or known matter forms part of the common general knowledge in the field of endeavour to which this specification relates.

The claims defining the invention are as follows:

1. A compound of formula (I)



in which :

R<sup>1</sup> denotes Hal,

R<sup>2</sup>, R<sup>3</sup> each, independently of one another, denote Ar or Het,

Ar denotes phenyl, naphthyl, each of which is unsubstituted or mono-, di-, tri-, tetra- or pentasubstituted by A, Hal, OA, OH, CHO, COA, NH<sub>2</sub>, NHA, NA<sub>2</sub>, NO<sub>2</sub>, COOA, COOH, CONH<sub>2</sub>, CONHA, CONA<sub>2</sub>, SO<sub>2</sub>A, CN, C(=NH)NH<sub>2</sub>, C(=NH)NHOH and/or Het,

Het denotes a mono- or bicyclic unsaturated or aromatic heterocycle having 1 to 4 N, O and/or S atoms, which may be mono-, di- or trisubstituted by Hal, A, OA, OH, CHO, COA, COOH, COOA, CN, NO<sub>2</sub>, NH<sub>2</sub>, NHA, NA<sub>2</sub>, CONH<sub>2</sub>, CONHA and/or CONA<sub>2</sub>,

A denotes unbranched or branched alkyl having 1 to 10 C atoms, in which 1 to 7 H atoms may be replaced by OH, F, Cl and/or Br, or

denotes cycloalkyl having 3 to 7 C atoms,

Hal denotes F, Cl, Br or I,

and pharmaceutically usable salts, solvates and stereoisomers thereof, including mixtures thereof in all ratios.

2. A compound according to Claim 1 in which

R<sup>2</sup> denotes phenyl, naphthyl each of which is unsubstituted or mono-, di-, tri-, tetra- or pentasubstituted by A, Hal, OA, OH, COOA, COOH, CONH<sub>2</sub>, CONHA, CONA<sub>2</sub> and/or SO<sub>2</sub>A

or

2009235784 02 Sep 2013

denotes Het,

and pharmaceutically usable salts, solvates and stereoisomers thereof, including mixtures thereof in all ratios.

3. A compound according to Claim 1 or Claim 2 in which

$R^3$  denotes phenyl, naphthyl, each of which is unsubstituted or mono-, di-, tri-, tetra- or pentasubstituted by A, Hal, OA, OH,  $NH_2$ , NHA,  $NA_2$ , COOA, COOH,  $CONH_2$ , CONHA,  $CONA_2$ ,  $SO_2A$ , CN,  $C(=NH)NH_2$  and/or  $C(=NH)NHOH$

or

denotes Het,

and pharmaceutically usable salts, solvates and stereoisomers thereof, including mixtures thereof in all ratios.

4. A compound according to any one of Claims 1 to 3 in which

Het denotes a mono- or bicyclic aromatic heterocycle having 1 to 4 N, O and/or S atoms,

and pharmaceutically usable salts, solvates and stereoisomers thereof, including mixtures thereof in all ratios.

5. A compound according to any one or more of Claims 1 to 4 in which

Het denotes pyridyl, pyrimidinyl, furanyl, isoxazolyl, imidazolyl, pyrazolyl, oxazolyl, pyrrolyl, thiazolyl, isothiazolyl, thienyl, triazolyl, tetrazolyl, indolyl, benzimidazolyl or indazolyl,

and pharmaceutically usable salts, solvates and stereoisomers thereof, including mixtures thereof in all ratios.

6. A compound according to any one of Claims 1 to 5 in which

A denotes unbranched or branched alkyl having 1-10 C atoms, in which 1-7 H atoms may be replaced by OH, F, Cl and/or Br,

and pharmaceutically usable salts, solvates and stereoisomers thereof, including mixtures thereof in all ratios.

2009235784 02 Sep 2013

7. A compound according to any one of Claims 1 to 6 in which

R<sup>1</sup> denotes Hal,

R<sup>2</sup> denotes phenyl, naphthyl, each of which is unsubstituted or mono-, di-, tri-, tetra- or pentasubstituted by A, Hal, OA, OH, COOA, COOH, CONH<sub>2</sub>, CONHA, CONA<sub>2</sub> and/or SO<sub>2</sub>A

or

denotes Het,

R<sup>3</sup> denotes phenyl, naphthyl, each of which is unsubstituted or mono-, di-, tri-, tetra- or pentasubstituted by A, Hal, OA, OH, NH<sub>2</sub>, NHA, NA<sub>2</sub>, COOA, COOH, CONH<sub>2</sub>, CONHA, CONA<sub>2</sub>, SO<sub>2</sub>A, CN, C(=NH)NH<sub>2</sub> and/or C(=NH)NHOH

or

denotes Het,

Het denotes a mono- or bicyclic aromatic heterocycle having 1 to 4 N, O and/or S atoms,

A denotes unbranched or branched alkyl having 1 to 10 C atoms, in which 1 to 7 H atoms may be replaced by OH, F, Cl and/or Br,

Hal denotes F, Cl, Br or I,

and pharmaceutically usable salts, solvates and stereoisomers thereof, including mixtures thereof in all ratios.

8. A compound according to claim 1 selected from the group consisting of 2-chloro-4-hydroxy-5-(2-methoxyphenyl)-3-phenyl-6,7-dihydro-thieno[2,3-b]pyridin-6-one,

2-chloro-4-hydroxy-5-(2-hydroxyphenyl)-3-phenyl-6,7-dihydro-thieno[2,3-b]pyridin-6-one,

2-chloro-4-hydroxy-5-(2-benzyloxyphenyl)-3-phenyl-6,7-dihydro-thieno[2,3-b]pyridin-6-one,

2-chloro-4-hydroxy-5-(4-methoxyphenyl)-3-phenyl-6,7-dihydro-thieno[2,3-b]pyridin-6-one,

2-chloro-4-hydroxy-5-(4-hydroxyphenyl)-3-phenyl-6,7-dihydro-thieno[2,3-b]pyridin-6-one,

2-chloro-4-hydroxy-5-(4-(aminohydroxyiminomethyl)phenyl)-3-phenyl-6,7-dihydro-thieno[2,3-b]pyridin-6-one,  
2-chloro-4-hydroxy-5-(4-methylsulfonylphenyl)-3-phenyl-6,7-dihydro-thieno[2,3-b]pyridin-6-one,  
4-(2-chloro-4-hydroxy-3-phenyl-6-oxo-6,7-dihydro-thieno[2,3-b]pyridin-5-yl)benzoic acid,  
2-chloro-4-hydroxy-5-(4-trifluoromethylphenyl)-3-phenyl-6,7-dihydro-thieno[2,3-b]pyridin-6-one,  
4-(2-chloro-4-hydroxy-5-phenyl-6-oxo-6,7-dihydro-thieno[2,3-b]pyridin-3-yl)benzamide,  
N-methyl-4-(2-chloro-4-hydroxy-5-phenyl-6-oxo-6,7-dihydro-thieno[2,3-b]pyridin-3-yl)benzamide,  
2-chloro-4-hydroxy-5-(3-methoxyphenyl)-3-phenyl-6,7-dihydro-thieno[2,3-b]pyridin-6-one,  
2-chloro-4-hydroxy-5-(3-hydrophenyl)-3-phenyl-6,7-dihydro-thieno[2,3-b]pyridin-6-one,  
2-chloro-4-hydroxy-5-(3-cyanophenyl)-3-phenyl-6,7-dihydro-thieno[2,3-b]pyridin-6-one,  
2-chloro-4-hydroxy-5-(3-(aminohydroxyiminomethyl)phenyl)-3-phenyl-6,7-dihydro-thieno[2,3-b]pyridin-6-one,  
2-chloro-4-hydroxy-5-(3-methylsulfonylphenyl)-3-phenyl-6,7-dihydro-thieno[2,3-b]pyridin-6-one,  
3-(2-chloro-4-hydroxy-5-phenyl-6-oxo-6,7-dihydro-thieno[2,3-b]pyridin-3-yl)benzoic acid,  
2-chloro-4-hydroxy-5-(3-trifluoromethylphenyl)-3-phenyl-6,7-dihydro-thieno[2,3-b]pyridin-6-one,  
2-chloro-4-hydroxy-5-(3-aminoiminomethylphenyl)-3-phenyl-6,7-dihydro-thieno[2,3-b]pyridin-6-one hydrochloride,  
N-methyl-3-(2-chloro-4-hydroxy-5-phenyl-6-oxo-6,7-dihydro-thieno[2,3-b]pyridin-3-yl)benzamide,  
2-chloro-3-(4-fluorophenyl)-4-hydroxy-5-phenyl-6,7-dihydro-thieno[2,3-b]pyridin-6-one,

2-chloro-4-hydroxy-3-(4-methoxyphenyl)-5-phenyl-6,7-dihydro-thieno[2,3-b]pyridin-6-one,  
2-chloro-4-hydroxy-3-(4-hydroxyphenyl)-5-phenyl-6,7-dihydro-thieno[2,3-b]pyridin-6-one,  
2-chloro-4-hydroxy-3-(naphth-2-yl)-5-phenyl-6,7-dihydro-thieno[2,3-b]pyridin-6-one,  
2-chloro-4-hydroxy-3-(1-hydroxy-naphth-2-yl)-5-phenyl-6,7-dihydro-thieno[2,3-b]pyridin-6-one,  
2-chloro-4-hydroxy-3-(4-methylphenyl)-5-phenyl-6,7-dihydro-thieno[2,3-b]pyridin-6-one,  
2-chloro-4-hydroxy-3-(4-n-butylphenyl)-5-phenyl-6,7-dihydro-thieno[2,3-b]pyridin-6-one,  
2-chloro-4-hydroxy-3-(4-tert-butylphenyl)-5-phenyl-6,7-dihydro-thieno[2,3-b]pyridin-6-one,  
2-chloro-4-hydroxy-3-(4-hydroxyphenyl)-5-(4-fluorophenyl)-6,7-dihydro-thieno[2,3-b]pyridin-6-one,  
2-chloro-4-hydroxy-3-(4-fluorophenyl)-5-(3-cyanophenyl)-6,7-dihydro-thieno[2,3-b]pyridin-6-one,  
3-(2-chloro-4-hydroxy-3-(4-fluorophenyl)-6-oxo-6,7-dihydro-thieno[2,3-b]pyridin-5-yl)benzoic acid,  
2-chloro-4-hydroxy-3-(4-methoxyphenyl)-5-(3-cyanophenyl)-6,7-dihydro-thieno[2,3-b]pyridin-6-one,  
2-chloro-4-hydroxy-3-(3-methoxyphenyl)-5-phenyl-6,7-dihydro-thieno[2,3-b]pyridin-6-one,  
2-chloro-4-hydroxy-3-(3-ethoxyphenyl)-5-phenyl-6,7-dihydro-thieno[2,3-b]pyridin-6-one,  
2-chloro-3-(3-fluorophenyl)-4-hydroxy-5-phenyl-6,7-dihydro-thieno[2,3-b]pyridin-6-one,  
2-chloro-4-hydroxy-3-(3-methylphenyl)-5-phenyl-6,7-dihydro-thieno[2,3-b]pyridin-6-one,  
2-chloro-4-hydroxy-3-(3-hydroxymethylphenyl)-5-phenyl-6,7-dihydro-thieno[2,3-b]pyridin-6-one,  
3-(2-chloro-4-hydroxy-5-phenyl-6-oxo-6,7-dihydro-thieno[2,3-b]pyridin-3-yl)benzoic acid,

2009235784 02 Sep 2013

2-chloro-4-hydroxy-3-(2-methoxyphenyl)-5-phenyl-6,7-dihydro-thieno[2,3-b]pyridin-6-one,

2-chloro-4-hydroxy-3-(2-hydroxyphenyl)-5-phenyl-6,7-dihydro-thieno[2,3-b]pyridin-6-one,

2-chloro-4-hydroxy-3-(2-benzyloxyphenyl)-5-phenyl-6,7-dihydro-thieno[2,3-b]pyridin-6-one,

2-chloro-3-(2-fluorophenyl)-4-hydroxy-5-phenyl-6,7-dihydro-thieno[2,3-b]pyridin-6-one,

2-chloro-3-(2-chlorophenyl)-4-hydroxy-5-phenyl-6,7-dihydro-thieno[2,3-b]pyridin-6-one,

2-chloro-4-hydroxy-3-(2-methylphenyl)-5-phenyl-6,7-dihydro-thieno[2,3-b]pyridin-6-one,

2-chloro-3-(2-fluoro-4-hydroxyphenyl)-4-hydroxy-5-phenyl-6,7-dihydro-thieno[2,3-b]pyridin-6-one,

2-chloro-3-(2-fluoro-4-methoxyphenyl)-4-hydroxy-5-phenyl-6,7-dihydro-thieno[2,3-b]pyridin-6-one,

2-chloro-3-(2,4-difluorophenyl)-4-hydroxy-5-phenyl-6,7-dihydro-thieno[2,3-b]pyridin-6-one,

3-(2-benzyloxy-4-fluorophenyl)-2-chloro-4-hydroxy-5-phenyl-6,7-dihydro-thieno[2,3-b]pyridin-6-one,

2-chloro-4-hydroxy-3-(2-hydroxy-4-fluorophenyl)-5-phenyl-6,7-dihydro-thieno[2,3-b]pyridin-6-one,

2-chloro-3-(3-fluoro-4-methoxyphenyl)-4-hydroxy-5-phenyl-6,7-dihydro-thieno[2,3-b]pyridin-6-one,

2-chloro-3-(3-fluoro-4-hydroxyphenyl)-4-hydroxy-5-phenyl-6,7-dihydro-thieno[2,3-b]pyridin-6-one,

2-chloro-3-(5-fluoro-2-hydroxyphenyl)-4-hydroxy-5-phenyl-6,7-dihydro-thieno[2,3-b]pyridin-6-one,

3-(2-benzyloxy-5-fluorophenyl)-2-chloro-4-hydroxy-5-phenyl-6,7-dihydro-thieno[2,3-b]pyridin-6-one,

2-chloro-3-(2,6-difluorophenyl)-4-hydroxy-5-phenyl-6,7-dihydro-thieno[2,3-b]pyridin-6-one,

2009235784 02 Sep 2013

2-chloro-4-hydroxy-3-(2-methoxy-4-methylphenyl)-5-phenyl-6,7-dihydro-thieno[2,3-b]pyridin-6-one,

2-chloro-4-hydroxy-3-(2-hydroxy-4-methylphenyl)-5-phenyl-6,7-dihydro-thieno[2,3-b]pyridin-6-one,

2-chloro-4-hydroxy-3-(3-methoxy-4-methylphenyl)-5-phenyl-6,7-dihydro-thieno[2,3-b]pyridin-6-one,

2-chloro-4-hydroxy-3-(3-hydroxy-4-methylphenyl)-5-phenyl-6,7-dihydro-thieno[2,3-b]pyridin-6-one,

2-chloro-4-hydroxy-3-(2-hydroxy-4-methylphenyl)-5-(3-cyanophenyl)-6,7-dihydro-thieno[2,3-b]pyridin-6-one,

3-(1,4-benzodioxan-6-yl)-2-chloro-4-hydroxy-5-phenyl-6,7-dihydro-thieno[2,3-b]pyridin-6-one,

2-chloro-3-(3,4-difluorophenyl)-4-hydroxy-5-phenyl-6,7-dihydro-thieno[2,3-b]pyridin-6-one,

4-(2-chloro-4-hydroxy-5-phenyl-6-oxo-6,7-dihydro-thieno[2,3-b]pyridin-3-yl)benzoic acid,

2-chloro-3-(furan-2-yl)-4-hydroxy-5-phenyl-6,7-dihydro-thieno[2,3-b]pyridin-6-one,

2-chloro-4-hydroxy-5-phenyl-3-(pyridin-3-yl)-6,7-dihydro-thieno[2,3-b]pyridin-6-one,

2-chloro-4-hydroxy-5-phenyl-3-(pyridin-4-yl)-6,7-dihydro-thieno[2,3-b]pyridin-6-one,

2-bromo-3,5-diphenyl-4-hydroxy-6,7-dihydro-thieno[2,3-b]pyridin-6-one,

2-chloro-3,5-diphenyl-4-hydroxy-6,7-dihydro-thieno[2,3-b]pyridin-6-one,

2-chloro-4-hydroxy-5-(2-methylphenyl)-3-phenyl-6,7-dihydro-thieno[2,3-b]pyridin-6-one,

2-chloro-5-(2-fluorophenyl)-4-hydroxy-3-phenyl-6,7-dihydro-thieno[2,3-b]pyridin-6-one,

2-chloro-4-hydroxy-3-phenyl-5-(pyridin-3-yl)-6,7-dihydro-thieno[2,3-b]pyridin-6-one,

2-chloro-4-hydroxy-5-(6-methoxypyridin-3-yl)-3-phenyl-6,7-dihydro-thieno[2,3-b]pyridin-6-one,

2-chloro-4-hydroxy-3-phenyl-5-(thiophen-2-yl)-6,7-dihydro-thieno[2,3-b]pyridin-6-one,

2-chloro-4-hydroxy-3-phenyl-5-(thiophen-3-yl)-6,7-dihydro-thieno[2,3-b]pyridin-6-one,



2009235784 02 Sep 2013

2-chloro-4-hydroxy-5-(3-methyloxazol-5-yl)-3-phenyl-6,7-dihydro-thieno[2,3-b]pyridin-6-one,  
2-chloro-5-(4-trifluoromethylphenyl)-4-hydroxy-3-phenyl-6,7-dihydro-thieno[2,3-b]pyridin-6-one,  
2-chloro-5-(4-fluorophenyl)-4-hydroxy-3-phenyl-6,7-dihydro-thieno[2,3-b]pyridin-6-one,  
2-chloro-5-(4-chlorophenyl)-4-hydroxy-3-phenyl-6,7-dihydro-thieno[2,3-b]pyridin-6-one,  
2-chloro-4-hydroxy-5-(4-methylphenyl)-3-phenyl-6,7-dihydro-thieno[2,3-b]pyridin-6-one,  
2-chloro-5-(3-fluorophenyl)-4-hydroxy-3-phenyl-6,7-dihydro-thieno[2,3-b]pyridin-6-one,  
2-chloro-4-hydroxy-5-(3-methylphenyl)-3-phenyl-6,7-dihydro-thieno[2,3-b]pyridin-6-one,  
2-chloro-4-hydroxy-5-(3,4-dimethoxyphenyl)-3-phenyl-6,7-dihydro-thieno[2,3-b]pyridin-6-one,  
2-chloro-3-(4-chlorophenyl)-4-hydroxy-5-phenyl-6,7-dihydro-thieno[2,3-b]pyridin-6-one,  
2-chloro-4-hydroxy-3-(naphthalen-1-yl)-5-phenyl-6,7-dihydro-thieno[2,3-b]pyridin-6-one,  
2-chloro-3-(4-ethylphenyl)-4-hydroxy-5-phenyl-6,7-dihydro-thieno[2,3-b]pyridin-6-one,  
2-chloro-4-hydroxy-3-[4-(1-methylethyl)phenyl]-5-phenyl-6,7-dihydro-thieno[2,3-b]pyridin-6-one,  
2-chloro-4-hydroxy-5-phenyl-3-(4-propylphenyl)-6,7-dihydro-thieno[2,3-b]pyridin-6-one,  
2-chloro-4-hydroxy-3-(1-hydroxy-5-chloronaphthalen-2-yl)-5-phenyl-6,7-dihydro-thieno[2,3-b]pyridin-6-one,  
2-chloro-5-(4-fluorophenyl)-4-hydroxy-3-(1-hydroxynaphthalen-2-yl)-6,7-dihydro-thieno[2,3-b]pyridin-6-one,  
2-chloro-4-hydroxy-3-(1-hydroxynaphthalen-2-yl)-5-(4-methylphenyl)-6,7-dihydro-thieno[2,3-b]pyridin-6-one,  
2-chloro-3-(4-fluoro-2-methoxyphenyl)-4-hydroxy-5-phenyl-6,7-dihydro-thieno[2,3-b]pyridin-6-one,

2009235784 02 Sep 2013

2-chloro-4-hydroxy-3-(5-fluoro-2-methoxyphenyl)-5-phenyl-6,7-dihydro-thieno[2,3-b]pyridin-6-one,

2-chloro-4-hydroxy-3-(3,4-dimethoxyphenyl)-5-phenyl-6,7-dihydro-thieno[2,3-b]pyridin-6-one,

3-[2-chloro-4-hydroxy-3-(2-hydroxy-4-methylphenyl)-6-oxo-6,7-dihydro-thieno[2,3-b]pyridin-5-yl]-benzoic acid,

2-chloro-3-(4,5-difluoro-2-hydroxyphenyl)-4-hydroxy-5-phenyl-6,7-dihydro-thieno[2,3-b]pyridin-6-one,

2-chloro-4-hydroxy-3-(2-hydroxy-4-methylphenyl)-5-(4-methylphenyl)-6,7-dihydro-thieno[2,3-b]pyridin-6-one,

2-chloro-4-hydroxy-3-(2-hydroxy-4-methylphenyl)-5-(pyridin-3-yl)-6,7-dihydro-thieno[2,3-b]pyridin-6-one,

2-chloro-4-hydroxy-3-(3,4-dimethylphenyl)-5-phenyl-6,7-dihydro-thieno[2,3-b]pyridin-6-one,

2-chloro-3-(3-fluoro-4-methyl-2-methoxyphenyl)-4-hydroxy-5-phenyl-6,7-dihydro-thieno[2,3-b]pyridin-6-one,

2-chloro-4-hydroxy-3-(2-methoxy-3,4-dimethylphenyl)-5-phenyl-6,7-dihydro-thieno[2,3-b]pyridin-6-one,

2-chloro-4-hydroxy-3-(2-hydroxy-3,4-dimethylphenyl)-5-phenyl-6,7-dihydro-thieno[2,3-b]pyridin-6-one,

2-chloro-3-(4-fluorophenyl)-5-(4-fluorophenyl)-4-hydroxy-6,7-dihydro-thieno[2,3-b]pyridin-6-one,

2-chloro-3-(3-fluoro-2-hydroxy-4-methylphenyl)-5-(4-fluorophenyl)-4-hydroxy-6,7-dihydro-thieno[2,3-b]pyridin-6-one,

2-chloro-4-hydroxy-3-(2-hydroxy-4,5-dimethylphenylphenyl)-5-phenyl-6,7-dihydro-thieno[2,3-b]pyridin-6-one,

2-chloro-3-(3,4-difluoro-2-hydroxyphenyl)-4-hydroxy-5-phenyl-6,7-dihydro-thieno[2,3-b]pyridin-6-one,

2-chloro-3-(4-ethyl-2-hydroxyphenyl)-4-hydroxy-5-phenyl-6,7-dihydro-thieno[2,3-b]pyridin-6-one,

2-chloro-3-(3-fluoro-2-hydroxy-4-methylphenyl)-4-hydroxy-5-phenyl-6,7-dihydro-thieno[2,3-b]pyridin-6-one,

2009235784 02 Sep 2013

2-fluoro-3-(3-fluoro-2-hydroxy-4-methylphenyl)-5-(4-fluorophenyl)-4-hydroxy-6,7-dihydro-thieno[2,3-b]pyridin-6-one,  
 2-chloro-3-(4-fluoro-2-hydroxyphenyl)-4-hydroxy-5-(4-methoxyphenyl)-6,7-dihydro-thieno[2,3-b]pyridin-6-one,  
 2-chloro-3-(4-fluoro-2-hydroxyphenyl)-5-(4-fluorophenyl)-4-hydroxy-6,7-dihydro-thieno[2,3-b]pyridin-6-one, and  
 2-chloro-3-(4-fluoro-2-hydroxyphenyl)-4-hydroxy-5-(4-methylphenyl)-6,7-dihydro-thieno[2,3-b]pyridin-6-one,  
 and pharmaceutically usable salts, solvates and stereoisomers thereof, including mixtures thereof in all ratios.

9. A compound according to claim 1 selected from the group consisting of  
 2-chloro-4-hydroxy-3-(3-hydroxy-4-methylphenyl)-5-phenyl-6,7-dihydro-thieno[2,3-b]pyridin-6-one,  
 2-chloro-4-hydroxy-3-(3-methoxy-4-methylphenyl)-5-phenyl-6,7-dihydro-thieno[2,3-b]pyridin-6-one,  
 2-chloro-3-(5-fluoro-2-hydroxyphenyl)-4-hydroxy-5-phenyl-6,7-dihydro-thieno[2,3-b]pyridin-6-one,  
 2-chloro-4-hydroxy-3-(4-fluorophenyl)-5-(3-cyanophenyl)-6,7-dihydro-thieno[2,3-b]pyridin-6-one,  
 2-chloro-4-hydroxy-3-(1-hydroxy-naphth-2-yl)-5-phenyl-6,7-dihydro-thieno[2,3-b]pyridin-6-one,  
 N-methyl-3-(2-chloro-4-hydroxy-5-phenyl-6-oxo-6,7-dihydro-thieno[2,3-b]pyridin-3-yl)benzamide,  
 2-chloro-3-(4,5-difluoro-2-hydroxyphenyl)-4-hydroxy-5-phenyl-6,7-dihydro-thieno[2,3-b]pyridin-6-one,  
 2-chloro-4-hydroxy-3-(2-hydroxy-3,4-dimethylphenyl)-5-phenyl-6,7-dihydro-thieno[2,3-b]pyridin-6-one,  
 2-chloro-3-(3-fluoro-2-hydroxy-4-methylphenyl)-5-(4-fluorophenyl)-4-hydroxy-6,7-dihydro-thieno[2,3-b]pyridin-6-one,  
 2-chloro-4-hydroxy-3-(2-hydroxy-4,5-dimethylphenyl)-5-phenyl-6,7-dihydro-thieno[2,3-b]pyridin-6-one,

2-chloro-3-(3,4-difluoro-2-hydroxyphenyl)-4-hydroxy-5-phenyl-6,7-dihydro-thieno[2,3-b]pyridin-6-one,

2-chloro-3-(4-ethyl-2-hydroxyphenyl)-4-hydroxy-5-phenyl-6,7-dihydro-thieno[2,3-b]pyridin-6-one,

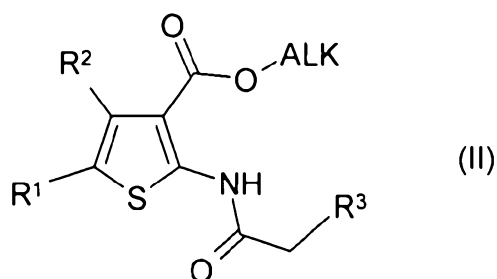
2-chloro-3-(3-fluoro-2-hydroxy-4-methylphenyl)-4-hydroxy-5-phenyl-6,7-dihydro-thieno[2,3-b]pyridin-6-one, and

2-chloro-3-(4-fluoro-2-hydroxyphenyl)-4-hydroxy-5-(4-methoxyphenyl)-6,7-dihydro-thieno[2,3-b]pyridin-6-one,

and pharmaceutically usable salts, solvates and stereoisomers thereof, including mixtures thereof in all ratios.

10. A process for the preparation of a compound of formula (I) according any one of to Claims 1 to 9 and pharmaceutically usable salts, solvates and stereoisomers thereof comprising:

cyclising a compound of formula (II)



wherein  $R^1$ ,  $R^2$ ,  $R^3$  are as defined in Claim 1,  
and ALK denotes  $C_1$ - $C_6$  alkyl

under basic conditions,

and/or

converting a base or acid of formula I into one of its salts.

2009235784 02 Sep 2013

11. A medicament comprising at least one compound of formula (I) according to any one of Claims 1 to 9, and/or pharmaceutically usable salts, solvates and stereoisomers thereof, including mixtures thereof in all ratios.
12. A medicament according to Claim 11, further comprising at least one excipient and/or adjuvant.
13. Use of a compound according to any one of Claims 1 to 9 and/or pharmaceutically usable salts, solvates and stereoisomers thereof, including mixtures thereof in all ratios for the preparation of a medicament for the treatment of metabolic syndrome, diabetes, obesity, cancer, inflammation or a cardiovascular disease.
14. A method for the treatment of metabolic syndrome, diabetes, obesity, cancer, inflammation or a cardiovascular disease, the method comprising administering to a subject in need thereof an effective amount of a compound according to any one of Claims 1 to 9 and/or pharmaceutically usable salts, solvates and stereoisomers thereof, including mixtures thereof in all ratios or a medicament according to Claim 11 or Claim 12.
15. A compound of formula (I) prepared according to the process of Claim 10.
16. A compound of formula (I) as defined in Claim 1, substantially as hereinbefore described with reference to the Examples.