



US00D732155S

(12) **United States Design Patent**
Purnell

(10) **Patent No.:** **US D732,155 S**

(45) **Date of Patent:** **** Jun. 16, 2015**

(54) **SHROUD COVER COMPONENT FOR A TEMPERATURE CONTROL SYSTEM**

(71) Applicant: **Thomas L Purnell**, Genoa City, WI (US)

(72) Inventor: **Thomas L Purnell**, Genoa City, WI (US)

(**) Term: **14 Years**

(21) Appl. No.: **29/459,033**

(22) Filed: **Jun. 25, 2013**

Related U.S. Application Data

(63) Continuation-in-part of application No. 13/281,164, filed on Oct. 25, 2011.

(51) **LOC (10) Cl.** **23-03**

(52) **U.S. Cl.**
USPC **D23/386**

(58) **Field of Classification Search**

USPC D23/385–395, 397, 370–373, 365, 351, D23/354, 399–403, 421, 499, 411; 454/309, 454/275–277, 284, 287–291, 358–363; 52/302.1, 32.07; D8/354, 366, 381; D25/141; 236/49.1–49.5; D9/424, 425; D12/401

See application file for complete search history.

(56) **References Cited**

U.S. PATENT DOCUMENTS

D230,829 S * 3/1974 Roper D9/425
D267,268 S * 12/1982 Johnson D23/402

D320,649 S * 10/1991 Fleming D23/386
D330,668 S * 11/1992 Nagamatsu D8/71
D431,018 S * 9/2000 Maypole D12/401
D472,247 S * 3/2003 Beer et al. D15/5
D497,872 S * 11/2004 Bonner et al. D12/401
D542,816 S * 5/2007 Yajima et al. D15/143
D544,993 S * 6/2007 Mayfield et al. D26/118
D544,994 S * 6/2007 Hargreaves D26/118
D549,639 S * 8/2007 Tuo D12/401
D690,256 S * 9/2013 Ewringmann D12/401

* cited by examiner

Primary Examiner — David Muller

Assistant Examiner — Nathan Johnston

(74) *Attorney, Agent, or Firm* — Valauskas Corder LLC

(57) **CLAIM**

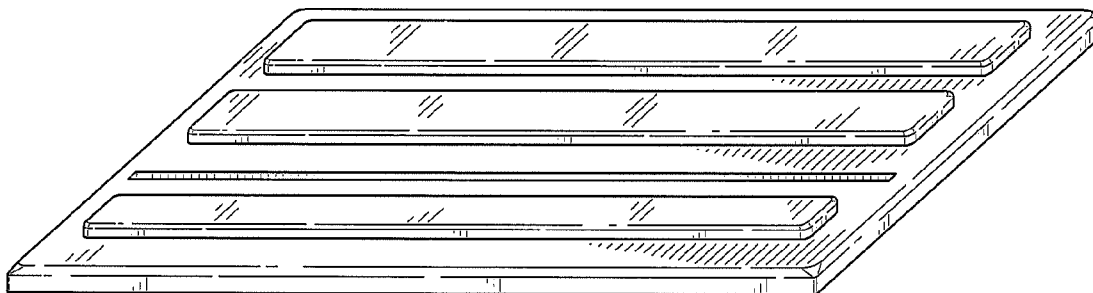
The ornamental design for a shroud cover component for a temperature control system, as shown and described.

DESCRIPTION

FIG. 1 is a top perspective view of a shroud cover component according to the present invention;
FIG. 2 is a bottom perspective view thereof;
FIG. 3 is a top plan view thereof;
FIG. 4 is a bottom plan view thereof;
FIG. 5 is a right side elevation view thereof;
FIG. 6 is a left side elevation view thereof;
FIG. 7 is a front elevation view thereof; and,
FIG. 8 is a rear elevation view thereof.

The features shown in broken lines depict environmental subject matter only and form no part of the claimed design.

1 Claim, 3 Drawing Sheets



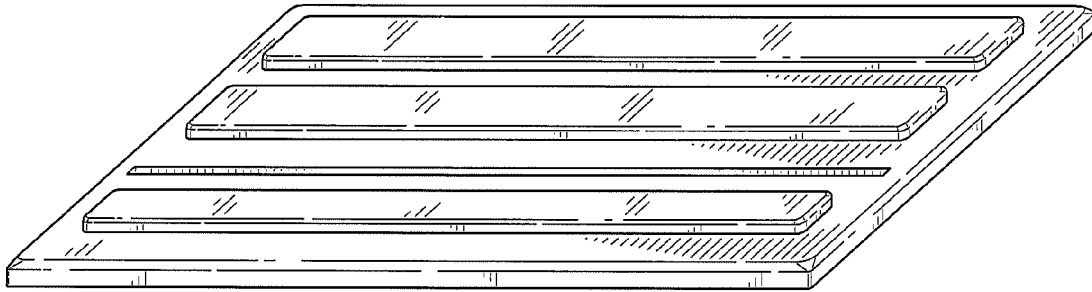


FIG. 1

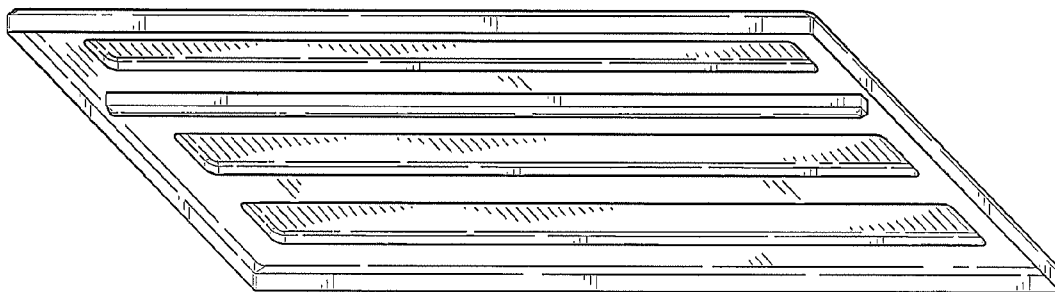


FIG. 2

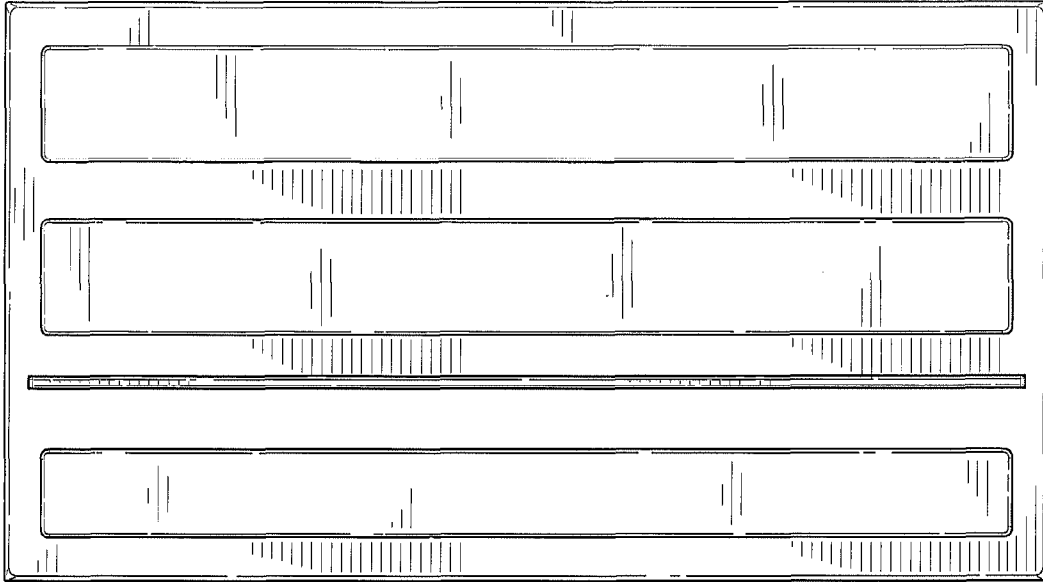


FIG. 3




FIG. 4



FIG. 5



FIG. 6



FIG. 7




FIG. 8