

(19) World Intellectual Property
Organization
International Bureau



(43) International Publication Date
8 January 2004 (08.01.2004)

PCT

(10) International Publication Number
WO 2004/002495 A1

(51) International Patent Classification⁷: **A61K 31/702**,
A61P 1/04, 1/12

Nilssonsberg 37, S-411 43 Göteborg (SE). **MILH, Maan, Abul** [SE/SE]; Kryddpeppargatan 75, S-424 53 Angered (SE).

(21) International Application Number:
PCT/FI2003/000528

(74) Agent: **OY JALO ANT-WUORINEN AB**; Iso Roobertinkatu 4-6 A, FIN-00120 Helsinki (FI).

(22) International Filing Date: 30 June 2003 (30.06.2003)

(25) Filing Language: English

(26) Publication Language: English

(30) Priority Data:
20021275 28 June 2002 (28.06.2002) FI
20030564 14 April 2003 (14.04.2003) FI

(81) Designated States (*national*): AE, AG, AL, AM, AT (utility model), AT, AU, AZ, BA, BB, BG, BR, BY, BZ, CA, CH, CN, CO, CR, CU, CZ (utility model), CZ, DE (utility model), DE, DK (utility model), DK, DM, DZ, EC, EE (utility model), EE, ES, FI (utility model), FI, GB, GD, GE, GH, GM, HR, HU, ID, IL, IN, IS, JP, KE, KG, KP, KR, KZ, LC, LK, LR, LS, LT, LU, LV, MA, MD, MG, MK, MN, MW, MX, MZ, NI, NO, NZ, OM, PG, PH, PL, PT, RO, RU, SC, SD, SE, SG, SK (utility model), SK, SL, SY, TJ, TM, TN, TR, TT, TZ, UA, UG, US, UZ, VC, VN, YU, ZA, ZM, ZW.

(84) Designated States (*regional*): ARIPO patent (GH, GM, KE, LS, MW, MZ, SD, SL, SZ, TZ, UG, ZM, ZW), Eurasian patent (AM, AZ, BY, KG, KZ, MD, RU, TJ, TM), European patent (AT, BE, BG, CH, CY, CZ, DE, DK, EE, ES, FI, FR, GB, GR, HU, IE, IT, LU, MC, NL, PT, RO, SE, SI, SK, TR), OAPI patent (BF, BJ, CF, CG, CI, CM, GA, GN, GQ, GW, ML, MR, NE, SN, TD, TG).

Published:

— with international search report

For two-letter codes and other abbreviations, refer to the "Guidance Notes on Codes and Abbreviations" appearing at the beginning of each regular issue of the PCT Gazette.

(71) Applicant (*for all designated States except US*): **BIOTIE THERAPIES OYJ** [FI/FI]; Tykistökatu 6, FIN-20520 Turku (FI).

(72) Inventors; and

(75) Inventors/Applicants (*for US only*): **ÅNGSTRÖM, Jonas** [SE/SE]; de Geersgatan 12, S-416 57 Göteborg (SE). **TENEBERG, Susann** [SE/SE]; Postbox 1639, S-430 63 Hindås (SE). **SAARINEN, Juhani** [FI/FI]; Hiittistenkuja 9 B 20, FIN-00300 Helsinki (FI). **SATOMAA, Tero** [FI/FI]; Maakaari 6 A 11, FIN-00710 Helsinki (FI). **ROCHE, Ni-amh** [SE/SE]; Grevegårdsvägen 146/772, S-421 61 Västra Frölunda (SE). **NATUNEN, Jari** [FI/FI]; Oolannintie 10 E 18, FIN-01520 Vantaa (FI). **MILLER-PODRAZA, Halina** [SE/SE]; Lantmilsgatan 20, S-421 37 Västra Frölunda (SE). **KARLSSON, Karl-Anders** [SE/SE];

(54) Title: THERAPEUTIC COMPOSITIONS FOR USE IN PROPHYLAXIS OR TREATMENT OF DIARRHEAS

(57) Abstract: The invention provides a therapeutical composition comprising purified fractions of compounds being or containing a pathogen-inhibiting oligosaccharide sequence for use as a medicament. The present invention especially describes an oligosaccharide-containing substance or receptor binding to diarrheagenic *Escherichia coli* and/or zoonotic *Helicobacter* species, and use thereof in, e.g., pharmaceutical, nutritional and other compositions for prophylaxis and treatment of conditions due to the presence of *Escherichia coli* and/or zoonotic *Helicobacter* species. The invention is also directed to the use of the receptors for diagnostics of *Escherichia coli* and/or zoonotic *Helicobacter* species.



WO 2004/002495 A1

Therapeutic compositions for use in prophylaxis or treatment of diarrheas**FIELD OF THE INVENTION**

5 The present invention relates to the fields of carbohydrate biochemistry and clinical microbiology. The invention provides a therapeutic composition comprising purified fractions of compounds being or containing a pathogen-inhibiting oligosaccharide sequence for use as a medicament. The present invention especially describes an oligosaccharide-containing substance or receptor binding to human diarrhea causing
10 pathogens. The invention is based on wide studies about multiple different pathogenic bacteria having diverse pathologic adhesive mechanisms. The inventors found out multiple common receptors which can be specifically regulated, thus reducing the possibilities for effective therapy by single receptor sequence(s). Special therapeutic compositions comprising at least two different oligosaccharide sequences were found out to be
15 especially useful. The present invention is especially directed to diarrheagenic *Escherichia coli* and/or zoonotic *Helicobacter* species, and use thereof in, e.g., pharmaceutical and nutritional compositions for prophylaxis and treatment of conditions due to the presence of human diarrhea causing pathogens, especially diarrheagenic *Escherichia coli* and/or zoonotic *Helicobacter* species. The invention is also directed to the
20 use of the receptors for diagnostics of human diarrhea causing pathogens, especially diarrheagenic *Escherichia coli* and zoonotic *Helicobacter* species.

BACKGROUND OF THE INVENTION

25 Of prime interest with respect to bacterial colonization and infection is the mechanism(s) by which bacteria adheres to the epithelial cell surfaces. The prior art describing bindings of various bacteria does not describe the use of the receptor combinations according to the present invention against infections, especially against intestinal infections. The present invention is also useful for gastrointestinal infections, especially oral infections, and can be
30 used against lung infections.

Carbohydrate binding of EPEC

CHO-cell mutants have been used to study the effect of glycosylation on EPEC binding. Since a sialic-acid-and-Gal-lacking mutant had lower binding activity than a sialic acid
35 lacking mutant, the authors suggested that the binding sequence could be Gal β 3GlcNAc or Gal β 4GlcNAc and sialic acid. The idea of Gal β 3GlcNAc or Gal β 4GlcNAc usage was also patented. It was suggested that sialic acid may be necessary for EPEC mediated cell detachment (Vanmale, R.P. et al., 1995). However, the cell surface glycosylation is

involving several classes of glycoproteins and glycolipids, and the biosynthetic pathways for glycosylations are so complicated that mutations have multiple biosynthetic effects on glycosylations which are not properly characterized yet. The present invention shows that not all sialic acid oligosaccharide sequences were effectively active, and similarly, the disaccharides alone in all structures are not effectively active. The present invention is directed to the use of more specific effective structures which could not be determined based on the previous data. In another study the same scientist inhibited attachment of an EPEC-strain to Hep-2 cells by N-acetyl lactosamine-BSA and Lex -BSA neoglycoproteins in the concentration range 0.4- 0.8 mg/ml (Vanmaele, R.P. et al., 1995). According to the present invention the disaccharide sequences or Lex are not enough for strong binding to EPEC, but larger or more specific oligosaccharide sequences according to the invention are preferred. The present invention also describes simultaneous use of compositions of two or several oligosaccharide sequences for therapy of all types of diarrhea causing infections for several pathogens, even when pathogen is undetermined. The present invention is specifically directed to therapeutically useful polyvalent conjugates which are effective in lower concentrations and does not comprise unnatural protein structures, which are potent antigens or allergens.

WO96/39190 indicates binding specificities of heat labile toxin of ETEC E. coli. They list lactose, Gal β 3GalNAc, GalNAc β 4Gal, and NeuNAc α 3Gal linked to solid, inert support. The results with solid support and weak partial receptor epitopes are not relevant to the present invention. The two first disaccharide epitopes were revealed here to be inactive as monovalent inhibitors. The patent application does not describe the longer more effective epitopes nor soluble polyvalent conjugates according to the invention.

A small variety of commercial glycolipids has been used to screen the specificity of an EPEC strain. In decreasing order of activity asialo-GM1, asialo-GM2, globoside and lacto-N-tetraose were observed to bind, while sialylated gangliosides, lactosylceramide, globotriaosylceramide (Gal α 4Gal β 4Glc β Cer), and Forssmann glycolipid were negative. Asialo-GM1 binding was studied with several strains. The binding active epitope was considered to be GalNAc β 4Gal or GalNAc β 3Gal with weaker activity. The authors also describe binding to asialo-GM1 neoglycoprotein and GalNAc neoglycoprotein but not inhibition of the binding to the asialo-GM1 by neoglycoproteins at 25 micromolar concentration or undefined oligosaccharides at 1 mM concentration (Jagannatha, H.M. et al., 1991). The authors did not observe the several binding specificities obvious from the present invention, wherein several strains were tested. These specificities include lactosylceramide binding, Gal α 4Gal-binding (globotriose and Forssman antigen negative) or sialic acid dependent bindings of the bacteria. Their results indicated specifically that

the contradictory bindings described were not inhibitable by monovalent or polyvalent oligosaccharide sequences and therefore this study did not show therapeutically useful types of binding as the present invention does. The failure to show all the bindings and inhibition may be related in technical failure in the process.

5

Several oligosaccharide fractions from human milk were analysed for inhibition of EPEC strains at a concentration 3 mg/ml. Inhibiting activity was observed in pentasaccharide fraction, possible difucosylactose fraction, possible lacto- and neolactotetraose fraction, heptasaccharide fraction and hexasaccharide fraction. The fractions were named after
10 expected major components. Compositions of the fractions were determined by monosaccharide analysis which does not reveal the exact structures of the components. The real compositions of the fractions and the presence of potential minor or other saccharides were not assessed (Cravioto, A, et al 1991). As the active compound or compounds were not characterized, the data would not have lead to the present invention.

15

Human milk lactoferrin, secretory IgA and free secretory component has been shown to inhibit EPEC-binding to glycoproteins of HELA-cells, with no indications to carbohydrate structures (Nascimento de Araújo, and Giugliano 2001).

20

Inhibition of the EHEC toxin binding to Gal α 4Gal β 4Glc and binding data about other toxins of *E.coli* binding to Gal β 4GlcNAc β 3Gal β 4Glc β Cer has not been shown to cure the diseases. There are suggestions with regard to the use of solid phase conjugates containing Gal α 4Gal β 4Glc for inhibition of toxins in therapeutics against diarrhea. The clinical trials using the single epitopes failed. The polyvalent conjugates according to the present
25 invention are specifically directed to soluble polyvalent conjugates for effective inhibitions of pathogens, especially adhesion of diarrhea causing *E. coli* bacteria. As a specific embodiment the invention is directed to the prevention of non-toxin secreting *E. coli*. The toxin blocking oligosaccharides are not indicated for the types of *E. coli*.

30

Purified colonialization factors of certain ETEC strains were shown to bind to asialo-GM1 (Gal β 3GalNAc β 4Lac-Cer) but not to sialylated control gangliosides (Oroe, et al., 1990). A colonialization factor was shown to bind to several galactoglycoproteins in the rabbit intestine. This binding could be inhibited by asialo-GM1, GM1, GM2, but not so effectively by GM3 and the adhesin bound to GalNAc β 4Gal-neoglycoprotein. Human
35 meconium glycoprotein and its asialo- and afucoform inhibited the binding more weakly and bovine glycophorin most weakly. As the binding of the *Maackia amuriensis* lectin, the meconium glycoprotein binding was also probably polylactosamine dependent. Sialic acid residues were considered not to be important for the bindings (Neeser, J.R. et al, 1989;

Wennerås, C. et al. 1995). However, this study shows no useful defined multiepitope solution for treatment of diarrheas or other infections. The polylactosamine specificity was not defined, if present. The present invention shows that not all of polylactosamine type sequences, such as the branched structure, are active. Use of combinations of specificities are not defined.

Human milk gangliosides GM1 and GM3 and more weakly GD3 were inhibiting the binding of an ETEC and an EPEC strain to human cancer Caco-2 cells, while lactosylceramide, GD3-lactone, and N-acetylneuraminic acid was negative. The present invention shows a lactosylceramide binding and sialic acid dependent bindings. This prior art shows a potential single not well characterized specificity which, if existant, is probably not even among the binding specificities disclosed in the present invention.

EPEC binding to HeLa cells was inhibited by 100 mM N-acetylgalactosamine and a bacterial membrane protein was purified by affinity chromatography using GalNAc (Scatelsky, et al. 1988). However, disclosed weak bindings to a monosaccharide do not allow any conclusions on the biological significance of said binding.

EPECs may bind to Man, alpha-methyl-Man and Man-containing N-glycan sequences. The most active compounds contained Man α 1-3Man- structure (Neeser et al. 1986). An earlier study characterized Man α 1-3Man β 1-4GlcNAc, Man α 1-paranitrophenyl and Man α 1-3(Man α 1-6)Man α 1-6(Man α 1-3)Man α 1-OMe as good binders to type 1 villi of *E. coli* 346 (Firon et al., 1982). However, the publications do not determine the use of the epitope together with other specific binding molecules.

Hemagglutination of erythrocytes by an ETEC strain was inhibited by mucin type II (Sigma), a red cell glycoprotein preparation, gangliosides type II, and sialic acid (1 mg/ml). The hemagglutination could be prevented by protease, sialidase, periodate, urea and guanidium chloride. This study does not describe the nature of the sialic acid potentially involved in the binding under the experimental conditions (Barthus et al, 1985).

CFA/I was purified and shown to be a polymeric protein with Mw about 23,800. The purified protein had hemagglutination activity when aggregated by acid. Only N-acetylneuraminic acid could inhibit the hemagglutination. The effect of NeuNAc was suggested to be non-specific (Evans et al, 1979). Potentially sialylated, sialidase sensitive, glycoprotein receptors have been reported for ETEC (Pieroni, P., and Worobec, E.A. 1988, Wennerås et al., 1990)

Enteroaggregative *E. coli* (EAEC) binding to HeLa-cells have been reported to be inhibitable by human milk protein fractions, which were not characterized (Nascimento de Araújo, and Giugliano 2000). The specificity of the binding towards the carbohydrates involved, if any, has not been described.

5

Monovalent oligosaccharide Gal α 4Gal β 4Glc has been suggested for inhibition of shiga toxina and shigalike toxin in US20030405503 but the inhibitor seems not be useful in monovalent form. Minor effects were obtained in inhibition of toxin with monovalent inhibitor at 5 % concentration corresponding to about 100 mM oligosaccharide, such high
10 concentration may have dehydrating or other unexpected effects. The present invention is further directed to inhibition of non-toxigenic diarrhea causing *E. coli* with monovalent Gal α 4Gal β 4Glc where effect is seen with useful concentration of 0.3 mM and inhibition at low concentrations of the Globo-receptor oligosaccharides.

15 Two applications describe the use of Lacto-N-neotetraose for stimulating Bifidobacterium [US5906982] and inhibition of *E. coli* and some other bacteria [US6083934]. The inhibition is not against binding of the *E. coli* but occurs during cultivation of the bacteria. The invention does not demonstrate the usefulness of the substance in combination of other saccharides. The applications do not show inhibition of diarrheagenic *E. coli* species or
20 types according to the invention. Lacto-N-tetraose has been also claimed for improving the stool quality of infants in an application of Lundblad and Biocarb, but the invention was not directed to treatment of diarrhea, especially the diarrheas caused by *E. coli* according to the invention,

25 Uropathogenic *E. coli*

Many studies describing the binding of uropathogenic *E. coli* have been performed. This bacterium binds for example to Gal α 1-4Gal-sequences. PCT/SE81/00065 describes binding activity of *E. coli* causing urinary tract diseases, not intestinal disease. The data does not show Gal α 4Gal binding of a diarrheagenic *E. coli*. The uropathogenic bacteria are
30 different from the intestinal diarrhea causing pathogens such as EHEC, ETEC, EPEC, EAEC, or EIEC. Bindings and infection mechanisms of bacteria vary between strains and types of bacteria, and results from one indication cannot be generalized to other indications. The binding specificities of the bacteria infecting different organs are adapted to the tissue specific receptors present on certain tissues. The glycosylations in human and
35 animal is in general tissue- and species-specific. A potential situation where cross-reactivity between species may arise, needs to be addressed by characterizing the exact receptor structures in target tissues and the specificities of the cross-reacting bacteria.

In general the prior art does not describe useful combinations of specified receptor activities for effective treatment of infections, especially intestinal infections. The prior art concentrates on single specificities, which are in general not shown to be present simultaneously on a single strain of bacteria. Due to variations in single bacterial strain the binding specificities may vary between experiments. Further, the prior art does not show useful therapies using monovalent oligosaccharide sequences or polyvalent sequences as described in the present invention

The prior art does not suggest a simultaneous therapeutical use of several inhibitors of carbohydrate mediated pathogen binding. The therapeutically useful combinations of carbohydrate mediated pathogen binding could be considered,

- 1) if a certain strain of a pathogenic bacterium (or a pathogen cell) has several binding specificities; and
- 2) if these binding specificities are simultaneously present on the pathogen; and
- 3) if corresponding receptor oligosaccharide sequences are present on a relevant target tissue; and
- 4) if relevant receptor oligosaccharide sequences are available for the binding specificities of the pathogen.

When considering usefulness of therapeutic receptor combinations, the effects of possible inhibitor oligosaccharides alone and in combinations must be established. The present invention shows useful substances and compositions for inhibition of pathogens. The prior art is about potential bindings and does not allow any determination of the effective inhibitors of pathogen binding as shown in the present invention.

Identification of relevant receptor oligosaccharide on human gastrointestinal tract

The present invention discloses the presence of glycoprotein bound oligosaccharide sequences which can serve as primary or first contact receptors on human gastrointestinal epithelium. Several novel receptor sequences are demonstrated. A combination of pathogen binding data with novel information of the most relevant first contact receptors allowed us to determine useful inhibitors for pathogen binding. The analysis of receptors according to the invention revealed that several novel receptor types are present on gastrointestinal epithelia and these are, as first contact receptors, more available for a primary contact with pathogens.

Zoonotic *Helicobacter* species

There are more than 20 characterised *Helicobacter* species to date (On, 2001). The species have been isolated from several hosts including primates, pigs, felines, canines, poultry and rodents (On, 2001). In their hosts, *Helicobacter* spp. have been identified from both the gastric and enterohepatic niches of the gastrointestinal tract, where they have been associated with a wide spectrum of clinical outcomes (Fox *et al.*, 2000; Nilsson *et al.*, 2001).

The present invention is also directed to *non-H.pylori Helicobacter* species, especially to enterohepatically infecting ones causing diarrheas and liver diseases. Typically these bacteria, referred as *zHelicobacter* (*zHelicobacteria* in plural), are zoonotically active infecting both human and animals, such as cattle and pets, preferred pet animals are cats and dogs. In a separate embodiment the present invention is directed to gastric infections caused by *zHelicobacteria*.

Carbohydrates binding to the human gastric pathogen *H. pylori*

Helicobacter pylori is the most widely studied species of the genus and is associated with gastric pathology (Hunt 1996). In particular the bacterium has the noted ability to attach to both Lewis^b (Le^b) (Borén *et al.*, 1993), and Sialyl-dimeric-Le^x antigens which may be extremely relevant in the maintenance of a chronic infection (Gerhard *et al.*, 2001; Madhavi *et al.*, 2002). Glycoconjugates, both lipid- and protein-based, have been reported to serve as receptors for the binding of this microorganism as, *e.g.*, sialylated glycoconjugates (Evans *et al.*, 1988), sulfatide and GM3 (Saitoh *et al.*, 1991), polyglycosylceramides (Miller-Podraza *et al.*, 1996; 1997a), lactosylceramide (Ångström *et al.*, 1998) and gangliotetraosylceramide (Lingwood *et al.*, 1992; Ångström *et al.*, 1998). Other potential receptors for *Helicobacter pylori* include the polysaccharide heparan sulphate (Ascensio *et al.*, 1993) as well as the phospholipid phosphatidylethanolamine (Lingwood *et al.*, 1992). Binding to lactotetraosylceramide (Teneberg, *et al.*, 2002) and to type 2 lactosamines (PCT/FI02/00043) has been recently described.

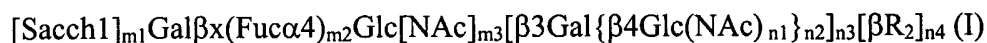
US patents of Zopf *et al.*: 5,883,079 (March 1999), 5,753,630 (May 1998) and 5,514,660 (May, 1996) describe Neu5Ac α 3Gal- containing compounds as inhibitors of the *H. pylori* adhesion. The sialyl-lactose molecule inhibits *Helicobacter pylori* binding to human gastrointestinal cell lines (Simon *et al.*, 1997) and is also effective in a rhesus monkey animal model of the infection (Mysore *et al.*, 1999). The compound is in clinical trials. US patent Krivan *et al.* 5,446,681 (November 1995) describes bacterium receptor antibiotic conjugates comprising an asialo ganglioside coupled to a penicillin antibiotic. Especially is claimed the treatment of *Helicobacter pylori* with the amoxicillin-asialo-GM1 conjugate. The oligosaccharide sequences/glycolipids described in the invention do not belong to the ganglioseries of glycolipids. US patents of Krivan *et al.*: 5,386,027 (January 1995) and 5,217,715 (June 1993) describe the use of oligosaccharide sequences or glycolipids to inhibit several pathogenic bacteria but *Helicobacter* species according to the invention were not shown.

The references above list carbohydrate receptors of *H. pylori*, which is not the target of the present invention. The invention is further directed to the treatment of enteric diseases especially diarrhea, and hepatobiliary diseases including gall bladder stones and liver cancers.

It has been established previously that both *H. pylori* and *H. mustelae* bind gangliotetraosylceramide which was confirmed in this study (Milh et al). The species are not among the *zHelicobacter* species according to invention but were tested as control species.

SUMMARY OF THE INVENTION

The present invention relates to a therapeutical composition comprising a purified fraction(s) of at least two compounds being or containing a pathogen inhibiting oligosaccharide sequence selected from the pathogen receptors as defined in the formula



wherein x is linkage position 3 or 4, Sacch1 is GlcNAc β 3, Gal α 3, GalNAc β 4, Gal α 4, or Neu5X α 3/6, wherein X is independently either Ac or Gc; n1, n2, n3, n4, m1, m2, and m3 are independently integers 0 or 1 with the provisions that m2 may be 1 only when x is 3 and m1 is 0 and m3 is 1; m3 may be 0 only when Sacch1 is Neu5X α 3, Gal α 3, GalNAc β 4 or Gal α 4; when n4 is 1, then m3 is 0 and n3 is 0, and when n4 is 0, then m1 is 1 or m2 is 1 or n3 is 1; R₂ is a ceramide comprising a hydroxyl fatty acid or an analog of a ceramide comprising a hydroxyl fatty acid and Sacch1 is Gal α or GalNAc β with the provision that when at least two receptors are used these have at least one different variable selected from the group consisting of Sacch1, x, m2, and n4 with the provision that two sialic acid receptors or two neolacto receptors cannot be selected;

and with the provision that when the composition contains only one receptor according to formula (I) then it is together with at least one alpha-hexose receptor as defined in the formula



wherein Hex is Gal or Man, n is independently 0 or 1, p and r are linkage position 3 or 6 between Man residues, with the provision that when Hex is Man, then p is 3 and then r is 6, and when p is 6, then r is 3, and when Hex is Gal, then p is 4 and n is 0, with the provision that when Hex is Gal it is not with Gal α 4Gal-receptor according to the formula I;

for use as a medicament.

The invention especially describes a simultaneous use of at least two carbohydrate receptors of the above groups binding to pathogens, especially diarrhea-causing *Escherichia coli* and/or zoonotic *Helicobacter* species, and analogs or derivatives of the oligosaccharide sequence having binding activity to *Escherichia coli* and/or zoonotic *Helicobacter* species for the treatment and prophylaxis of diarrheas due to the presence of *Escherichia coli* and/or zoonotic *Helicobacter* species.

Among the objects of the invention are the use of the diarrheagenic *Escherichia coli* and/or zoonotic *Helicobacter* species binding oligosaccharide sequences described in the invention as a medicament, and the use of the same for the manufacture of a pharmaceutical composition, particularly for the treatment of any condition due to the presence of *Escherichia coli* and/or zoonotic *Helicobacter* species.

The present invention also relates to the methods of treatment for conditions due to the presence of diarrheagenic *Escherichia coli* and/or zoonotic *Helicobacter* species. The invention is also directed to the use of the receptor(s) described in the invention as an *Escherichia coli* and/or zoonotic *Helicobacter* species -binding or -inhibiting substance for diagnostics of diarrheagenic *Escherichia coli* and/or zoonotic *Helicobacter* species.

Another object of the invention is to provide substances, pharmaceutical compositions and nutritional additives or compositions containing *Escherichia coli* and/or zoonotic *Helicobacter* species -binding oligosaccharide sequence(s).

Other objects of the invention are the use of the above-mentioned *Escherichia coli* and/or zoonotic *Helicobacter* species binding substances for the typing of *Escherichia coli* and/or zoonotic *Helicobacter* species, and the *Escherichia coli* and/or zoonotic *Helicobacter* species binding assays.

The invention is also directed to the use of the oligosaccharide sequences according to the invention in food safety products for inhibition of pathogens, especially diarrhea causing bacteria such as diarrheagenic *E. coli* and/or zoonotic *Helicobacter* species. The present invention is also directed to food safety analytics to determine presence of diarrhea causing

5 *E. coli* and/or zoonotic *Helicobacter* species by the use of the receptor carbohydrates according to the invention.

The present invention is also directed to novel oligosaccharide receptors present on glycoproteins of human gastrointestinal tract. The invention is directed to the use of the

10 receptors for analysis of pathogen binding and pathogenic conditions.

A BRIEF DESCRIPTION OF THE DRAWINGS

FIG. 1. Binding of wild type diarrheagenic *Escherichia coli* strains to glycosphingolipid mixtures. (A) Glycosphingolipids detected with anisaldehyde. (B and C) Autoradiograms obtained after binding of radiolabeled wild type diarrheagenic *E. coli* isolates. The glycosphingolipids were separated on aluminum-backed silica gel plates, using chloroform/methanol/water (60:35:8, by volume) as solvent system, and the binding assay was performed as described in "Experimental procedures". The lanes were: Lane 1, non-acid glycosphingolipids of mouse feces, 40 µg; lane 2, non-acid glycosphingolipids of guinea pig erythrocytes, 40 µg; lane 3, Forssman glycosphingolipid, (GalNAcα3GalNAcβ4Galβ4Glcβ1Cer), 4 µg; lane 4, gangliotriaosylceramide (GalNAcβ4Galβ4Glcβ1Cer), 4 µg; lane 5, gangliotetraosylceramide (Galβ3GalNAcβ4Galβ4Glcβ1Cer), 4 µg; lane 6, non-acid glycosphingolipids of human meconium, 40 µg; lane 7, non-acid glycosphingolipids of human stomach, 40 µg; lane 8, globoside (GalNAcβGalα4Galβ4Glcβ1Cer), 4 µg; lane 9, acid glycosphingolipids of human erythrocytes, 40 µg. Autoradiography was for 12 h.

15
20
25

FIG. 2. Binding of diarrheagenic *Escherichia coli* strain CCUG 38077 to pure glycosphingolipids on thin-layer chromatogram. (A) Chemical detection by anisaldehyde. (B) Autoradiogram obtained by binding of ³⁵S-labeled *E. coli* strain CCUG 38077. The glycosphingolipids were separated on aluminum-backed silica gel plates, using chloroform/methanol/water (60:35:8, by volume) as solvent system, and the binding assay was performed as described under "Experimental procedures". The lanes were: Lane 1, lactotetraosylceramide (Galβ3GlcNAcβ3Galβ4Glcβ1Cer), 4 µg; lane 2, NeuAc-GM3 (NeuAcα3Galβ4Glcβ1Cer), 4 µg; lane 3, NeuGc-GM3 (NeuGcα3Galβ4Glcβ1Cer), 4 µg; lane 4, NeuAcα3-sialylparagloboside (NeuAcα3Galβ4GlcNAcβ3Galβ4Glcβ1Cer), 4 µg; lane 5, NeuGc-sialylparagloboside (NeuGcα3Galβ4GlcNAcβ3Galβ4Glcβ1Cer), 4 µg; lane

30
35

6, sialyl-Le^a hexaglycosylceramide (NeuAc α 3Gal β 3(Fuc α 4)GlcNAc β 3Gal β 4Glc β 1Cer), 4 μ g; lane 7, NeuGc-neolactohexaosylceramide (NeuGc α 3Gal β 4GlcNAc β 3Gal β 4GlcNAc β 3Gal β 4Glc β 1Cer), 4 μ g; lane 8, GD1a ganglioside (NeuAc α 3Gal β 3GalNAc β 4(NeuAc α 3)Gal β 4Glc β 1Cer), 4 μ g.

5 Autoradiography was for 12 h.

FIG. 3. **Effect of preincubation with oligosaccharides.** Radiolabeled wild type *E. coli* strain 44 was incubated with a mixture of globotetraose (1.5 mM) and 3'sialyllactose (1.5 mM) in PBS for 1 h at room temperature. Thereafter the suspensions were utilized in the chromatogram binding assay. (A) Binding of radiolabeled *E. coli* strain 44. (B) Binding of *E. coli* strain 44 incubated with globotetraose and 3'sialyllactose. Lanes 1-5 were serial dilutions of globoside (GalNAc β Gal α 4Gal β 4Glc β 1Cer) and 3'sialylparagloboside (NeuAc α 3Gal β 4GlcNAc β 3Gal β 4Glc β 1Cer). Lane 1, 4 μ g of each compound, lane 2, 2 μ g of each compound, lane 3, 1 μ g of each compound, lane 4, 0.5 μ g of each compound, lane 5, 0.2 μ g of each compound, lane 6, B7 type 1 heptaglycosylceramide (Gal α 3(Fuc α 2)Gal β 3(Fuc α 4)GlcNAc β 3Gal β 4Glc β 1Cer; negative control), 4 μ g. The glycosphingolipids were separated on aluminum-backed silica gel plates, using chloroform/methanol/water (60:35:8, by volume) as solvent system, and the binding assay was performed as described under "Experimental procedures". Autoradiography was for 12 h. (C) Binding curves obtained after quantification of binding by densitometry. The autoradiograms in (A) and (B) were analyzed using the NIH Image program.

FIG. 4. Glycosphingolipids separated on thin-layer chromatogram after chemical detection (A) and autoradiograms obtained after binding of different *Helicobacter* spp (B-I). Lanes: 1, acid glycosphingolipid fraction of human granulocytes, 40 μ g; 2, Gal β 4Glc β 1Cer (lactosylceramide) of dog intestine, 2 μ g; 3, Gal α 3Gal β 4Glc β 1Cer (isoglobotriaosylceramide) of dog intestine, 2 μ g; 4, Gal β 3GalNAc β 4Gal β 4Glc β 1Cer (gangliotetraosylceramide) of mouse feces, 2 μ g; 5, Gal β 3(Fuc α 4)GlcNAc β 3Gal β 4Glc β 1Cer (Le_a-5 glycosphingolipid) of human meconium, 2 μ g; 6, Fuc α 2Gal β 3(Fuc α 4)GlcNAc β 3Gal β 4Glc β 1Cer (Le_b-6 glycosphingolipid) of human meconium, 2 μ g; 7, GalNAc β 3Gal α 4Gal β 4Glc β 1Cer (globotetraosylceramide) of human erythrocytes, 2 μ g; 8, Gal β 3GlcNAc β 3Gal β 4Glc β 1Cer (lactotetraosylceramide) of human meconium, 2 μ g.

FIG. 5. Inhibition of binding of enteropathogenic *E. coli* to glycosphingolipids by soluble oligosaccharides. Radiolabeled wild type *E. coli* strain 37 was incubated with a mixture of globotriaose (1.5 mM), neolactotetraose (1.5 mM) and 6'sialyllactose (1.5 mM) in PBS for 1 h at room temperature. Thereafter the suspensions were utilized in the chromatogram binding assay. (A) Binding of radiolabeled *E. coli* strain 37. (B) Binding of *E. coli* strain 37 incubated with a mixture of globotriaose, neolactotetraose and 6'sialyllactose. Lanes 1-4 were serial dilutions of globotriaosylceramide (Gal α 4Gal β 4Glc β 1Cer) and NeuGc-neolactohexaosylceramide (NeuGc α 3Gal β 4GlcNAc β 3Gal β 4GlcNAc β 3Gal β 4Glc β 1Cer). Lane 1, 2 μ g of each compound, lane 2, 1 μ g of each compound, lane 3, 0.5 μ g of each compound, lane 4, 0.2 μ g of each compound. Lanes 5-8 were serial dilutions of NeuGc-neolactotetraosylceramide (NeuGc α 3Gal β 4GlcNAc β 3Gal β 4Glc β 1Cer). Lane 5, 2 μ g of each compound, lane 6, 1 μ g of each compound, lane 7, 0.5 μ g of each compound, lane 8, 0.2 μ g of each compound. The glycosphingolipids were separated on aluminium-packed silica gel plates, using chloroform/methanol/water (60:35:8, by volume) as solvent system, and the binding assay was performed as described under "Experimental procedures". Autoradiography was for 12 h.

(C) Binding curves obtained after quantification of binding by densitometry. The autoradiograms in (A) and (B) were analyzed using the NIH Image program. Open circles, binding to globotriaosylceramide (Fig. 6A)/filled circles, binding to globotriaosylceramide after oligosaccharide incubation (Fig. 6B). Open squares, binding to NeuGc-neolactohexaosylceramide (Fig. 6A)/filled squares, binding to NeuGc-neolactohexaosylceramide after oligosaccharide incubation (Fig. 6B). Open triangles, binding to NeuGc-neolactotetraosylceramide (Fig. 6A)/filled triangles, binding to NeuGc-neolactotetraosylceramide after oligosaccharide incubation (Fig. 6B).

FIG. 6. Enterohemorrhagic *E. coli* does not bind to globoseries glycosphingolipids or sialic acid carrying glycosphingolipids. Binding of wild type enterohemorrhagic *E. coli* strain W135A to glycosphingolipid mixtures. The glycosphingolipids were separated on aluminium-packed silica gel plates, using chloroform/methanol/water (60:35:8, by volume) as solvent system, and the binding assay was performed as described in "Experimental procedures". The lanes were: Lane 1, non-acid glycosphingolipids of blood group O erythrocytes, 40 μ g; lane 2, non-acid glycosphingolipids of bovine intestine, 40 μ g; lane 3,

acid glycosphingolipids of bovine intestine, 40 µg; lane 4, non-acid glycosphingolipids of sheep intestine, 40 µg; lane 5, acid glycosphingolipids of sheep intestine (Folch upper phase), 40 µg; lane 6, acid glycosphingolipids of sheep intestine (Folch lower phase), 40 µg; lane 7, non-acid glycosphingolipids of cat intestine, 40 µg; lane 8, acid glycosphingolipids of horse intestine 40 µg; lane 9, acid glycosphingolipids of human eosinophil granulocytes, 40 µg. Autoradiography was for 12 h.

FIG. 7. Selective loss of binding to isoglobotriaosylceramide upon sub-culture. Binding of enteroinvasive *E. coli* CCUG 38092 to pure glycosphingolipids on thin-layer chromatogram. (A) Autoradiogram obtained by binding of ³⁵S-labeled *E. coli* strain CCUG 38092. (B) Autoradiogram obtained by binding of ³⁵S-labeled *E. coli* strain CCUG 38092 after sub-culture. The glycosphingolipids were separated on aluminium-packed silica gel plates, using chloroform/methanol/water (60:35:8, by volume) as solvent system, and the binding assay was performed as described under "Experimental procedures". The lanes were: Lane 1, Galactosylceramide (Galβ1Cer), 4 µg; lane 2, lactosylceramide with non-hydroxy ceramide (Galβ4Glcβ1Cer), 4 µg; lane 3, NeuGc-GM3 (NeuGcα3Galβ4Glcβ1Cer), 4 µg; lane 4, isoglobotriaosylceramide (Galα3Galβ4Glcβ1Cer), 4 µg; lane 5, gangliotetraosylceramide (Galβ3GalNAcβ4Galβ4Glcβ1Cer), 4 µg; lane 6, globoside (GalNAcβ3Galα4Galβ4Glcβ1Cer), 4 µg. Autoradiography was for 12 h.

DETAILED DESCRIPTION OF THE INVENTION

Binding of pathogenic viruses and bacteria to human tissues depends on carbohydrate receptors. Several carbohydrates have been in clinical or preclinical trials for the possible effect on the inhibition of infections by pathogenic bacteria or viruses. For example, a sialylated oligosaccharide has been a candidate for the inhibition of human gastric pathogen *H. pylori* and another oligosaccharide has been suggested to be effective against otitis media causing bacteria, but no results have come from the first trial after several years of studying and the other trial has also been announced to have been unsuccessful. There have also been failures with two phase 3 trials concerning oligosaccharide conjugates inhibiting bacterial toxins. Such failures are partially related to a poor understanding on exact pathogenic mechanisms behind the diseases. The present invention includes wide studies on the receptors and molecular mechanisms of pathogenesis which allow treatment and diagnostics of multiple pathogens. Especially, the present invention is

directed to the treatment of diseases such as various types of diarrheas caused by binding of *E. coli* and/or zoonotic *Helicobacter* species to human intestine.

5 In a specific embodiment the invention can also be used for treatment of infections of cattle or pet animals. The binding specificities of animal infecting bacteria are different from those of the human pathogens. However, the general mechanisms using several specificities at the same time, and use of polyvalent conjugates, especially soluble polyvalent conjugates according to the invention, are also preferred for use with animals. The binding specificities are also partially cross-reactive and some of the receptor
10 combinations described by the present invention are also useful for animal therapies, and against some bacterial strains spread from animals such as cows. As the present invention show receptor sequences which are also described from animals living with man and probably play a role in the transfer of the infection, e.g. from cattle to human.

15 The present invention describes carbohydrate compositions and substances which inhibit pathogens and can be used for therapy against pathogens. Binding of pathogens such as pathogenic bacteria, toxins, viruses, fungi, or parasites to human or animal tissues depends mainly on receptor carbohydrates. (The term "pathogen cells" means herein pathogens comprising eukaryotic or prokaryotic cells such as pathogenic bacteria, fungi and
20 parasites.) The present invention is specifically directed to the treatment of infection by a pathogen or a pathogen cell having several binding specificities. The present invention describes carbohydrate compositions and substances which inhibit pathogens. The present carbohydrate compositions and substances can be used to inhibit the carbohydrate receptor mediated pathogen binding and prevent or inhibit the interaction. The present invention is
25 specifically directed to the inhibition of a pathogen cell, which bind to human/animal cell or tissue surfaces using several simultaneous binding specificities.

Often the receptor carbohydrate is located on the surface of the cells of a human or animal that is infected by a pathogen. Alternatively the receptor carbohydrate is located on the
30 surface of the pathogen and recognized by the host animal or human. The receptor carbohydrate may be recognized by carbohydrate binding proteins, such as lectins or carbohydrate binding enzymes such as glycosidases, glycosyltransferases or transglycosylating enzymes or antibodies. Alternatively two oligosaccharide sequences can recognize each other by carbohydrate-carbohydrate interactions.

35

General prevention of pathogens by group of defined general receptors and especially using combinations of pathogen inhibiting oligosaccharide sequences

The present invention solves the problems of the inefficacy in therapeutical use of oligosaccharides. The invention demonstrates a simultaneous use of several binding specificities presented by common pathogens. The invention is preferably targeted to use at least two different pathogen inhibiting oligosaccharide sequences, more preferably at least three different pathogen binding oligosaccharide sequences for treatment of conditions due to the presence of a pathogen. In a preferred embodiment four or more different oligosaccharide sequences are used. The present invention is specifically directed to the treatment of infection by a pathogen or a pathogen cell having several binding carbohydrate specificities. The carbohydrate binding specificities according to the present invention can be inhibited by monovalent or polyvalent carbohydrates. Preferentially, the pathogen causing the infection has at least three different inhibitable carbohydrate binding specificities and more preferably at least four inhibitable carbohydrate binding specificities which are inhibited according to the invention. The present invention is especially directed to the treatment of relevant infections when receptor oligosaccharides are present on the target tissue of pathogenesis. The preferred use of two or more oligosaccharide sequences is based on the relevance of the compositions used, feasibility of the compositions for inhibition and special synergistic effects of the compositions against one or several pathogens.

The present invention is especially directed to the treatment of diarrheas caused by *E. coli*. The invention shows useful combinations of receptor-active oligosaccharide sequences for treatment of infections caused by diarrheagenic *E.coli* bacteria, especially *Escherichia coli* –species including EPEC (enteropathogenic *Escherichia coli*), ETEC (enterotoxigenic *Escherichia coli*), EHEC (enterohemorrhagic *Escherichia coli*), EAEC (enteroaggregative *Escherichia coli*) and EIEC (enteroinvasive *Escherichia coli*). The present invention shows a large variety of *E. coli* bacterial strains and demonstrates a group of eight receptor activities which are common to all diarrhea causing *E. coli* bacteria. The prior art is directed to a limited number of receptor sequences and limited number of strains of specific pathogens such as EPEC or ETEC and contains conflicting data about the specificities. The differences between the *E. coli* strains do not allow any generalization concerning the binding specificities of different types or strains of the bacteria. The relevance of the binding specificities to larger groups of strains or the major types of *E. coli* can only be assessed by studying numerous strains as shown by the present invention. Precise knowledge of the binding specificities common to the major pathogens and pathogen types causing diarrheas allows rational design of effective therapies.

The present invention provides a new general treatment for diarrhea. According to the invention, the treated diarrhea is caused by *E. coli*, i.e. the infection is caused by the major diarrheagenic (or diarrhea causing) *Escherichia coli* bacteria, especially the subgroups including EPEC (enteropathogenic *Escherichia coli*), ETEC (enterotoxigenic *Escherichia coli*), EHEC (enterohemorrhagic *Escherichia coli*), EAEC (enteroaggregative *Escherichia coli*) and EIEC (enteroinvasive *Escherichia coli*). The five subgroups cover the majority of all clinically relevant diarrheas caused by diarrheagenic *E.coli*. The prior art does not describe carbohydrate based therapies for the five major types of the diarrheas caused by *E. coli*. The general treatment for these is especially useful because of the resistance problems developing, when traditional antibiotics are used. The carbohydrate based antiadhesion therapies are not likely to have the same problems due to limited amounts of possible receptors in gastrointestinal system. The general broad-spectrum diarrhea therapy of the invention is also useful when the pathogen causing patient's diarrhea is not diagnosed.

According to the present invention several receptor oligosaccharide sequences are common to diarrhea causing *E. coli*- bacteria. These receptors are useful for diagnostics of diarrheas or for treatment of diarrheas due to a diarrheagenic *E. coli*. The invention describes for the first time general effective therapies against all major types of diarrhea causing *E. coli* bacteria. The present invention is especially directed to the use of at least two or several of the receptor oligosaccharides sequences to be used against diarrheagenic *E. coli*. Moreover, the present invention is directed to the use of specific combinations of the receptor active oligosaccharide sequences for diagnosis of diarrheagenic *E. coli* or for prevention or treatment of infections caused by the diarrheagenic *E. coli*.

The present invention is also directed to the treatment of intestinal infections when a patient is infected by a bacterium resistant to traditional antibiotics. The present invention is further directed to the use of the receptor oligosaccharide sequences according to the present invention in connection with traditional antibiotics to improve the therapeutic effects thereof.

This design can be used together with analysis of specific pathogen strains with regard to the eight receptor binding specificities or preferred specific subgroups thereof as described by the present invention.

The present invention is also directed to general therapies against diarrhea causing types of *E. coli*. Previous inventions or studies are directed only to single types of diarrhea causing *E. coli* bacteria. When many strains of the different types of pathogens were

studied, the eight binding specificities were for the first time shown to be common to all the major types of diarrhea causing *E.coli* such as EPEC (enteropathogenic *Escherichia coli*), ETEC (enterotoxigenic *Escherichia coli*), EHEC (enterohemorrhagic *Escherichia coli*), EAEC (enteroaggregative *Escherichia coli*) and EIEC (enteroinvasive *Escherichia coli*). The present invention is directed to the use of a single component of the eight receptor binding specificities against at least three of the types of the *E. coli* bacteria, more preferentially against at least against four of the *E. coli* types and most preferentially against all five of the *E. coli* types. Similarly, the present invention is directed to the use of combinations of the eight receptor binding specificities against at least three and more preferentially against all the major types of *E. coli* causing diarrheas.

The present invention is also directed to specific combinations of the binding specificities which are especially useful for the prevention of an infection. The combinations are based on

- the knowledge of the properties of oligosaccharide sequences as bacterial inhibitors
- the knowledge of the presence of relevant receptor structures in intestinal epithelium
- the knowledge of the different receptor levels in the infection cascade
- the knowledge of the receptors specifically useful against pathogens to avoid normal flora interactions
- the design of special low cost inhibitors for the binding specificities
- the design of specific receptor combinations for local infections when specific strains have binding activity to a subgroup of the binding specificities

The present invention is also targeted to the therapy of important but less studied *E. coli* types or species causing diarrheas. The invention is specifically directed to the treatment of infections caused by EAEC (enteroaggregative *Escherichia coli*). The invention is also directed to the treatment of diarrheas caused by EIEC (enteroinvasive *Escherichia coli*). These infections cause diarrheas, especially in children in developing countries and novel therapies to treat these are of importance. The need of therapeutic blocking substances for EAEC and EIEC is emphasized because the lack of the knowledge of the specificities of the bacteria.

As a specific embodiment the present invention is directed to the treatment of diarrhea causing not toxin secreting pathogen, preferably non-toxin secreting *E. coli*. The toxin blocker oligosaccharides should not have any effect towards such pathogens. Preferably the non-toxin secreting *E. coli* does not secrete Gal α 4Gal-based carbohydrate recognizing toxins such as verotoxin. In another embodiment the non-toxin secreting *E. coli* does not

express heat labile toxin. The non-toxin secreting *E. coli* is preferably EPEC, EAEC, or EIEC, more preferably EAEC or EIEC.

5 The present invention surprisingly finds out that Gal α 4Gal carbohydrates can be used for inhibition of non-toxin secreting *E. coli*. The present invention is directed to use the globo-receptors alone for inhibition of tissue binding of any type of *E. coli* and more preferably for the treatment of non-toxin secreting *E. coli*. In a preferred embodiment the present invention is directed to inhibition of binding of a toxin secreting pathogen preferably pathogenic *E. coli* or *zHelicobacter* by an oligosaccharide according to the invention
10 specifically inhibiting the binding of the pathogen in absence of the toxin binding to the oligosaccharide and in another embodiment the invention is directed to the treatment of the infection and removal of the pathogen in the presence of the toxin binding to the inhibitor oligosaccharide.

15 The group of eight binding specificities described contain novel receptors for the less studied *E. coli* types and species. The present invention is directed to the use of these receptors alone and as a part of compositions against the specific types of *E. coli*. In a preferred embodiment at least two or at least three oligosaccharide receptor types are used against the EAEC and/or EIEC. The present invention is also directed to the use of specific
20 combinations of the receptor oligosaccharide species according to the present invention against EAEC and/or EIEC.

The present invention is also targeted to novel therapeutic oligosaccharides and oligosaccharide combinations against ETEC.

25 The present invention is also targeted to novel therapeutic oligosaccharides and oligosaccharide combinations against EPEC.

The present invention is also targeted to novel therapeutic oligosaccharides and
30 oligosaccharide combinations against EHEC.

Preferred diarrhea-diseases to be treated according to the present invention include for example watery diarrheas, bloody diarrheas and severe diarrheas. The specific indications further include traveller's diarrhea, children's diarrheas especially in developing countries
35 and severe diarrhea related diseases including hemorrhagic diarrhea, haemolytic uremic syndrome (HUS), especially when caused by EHEC. The present invention is also directed to the treatment of persistent diarrheas, especially when caused by EAEC. The persistent diarrheas specifically mean diarrheas lasting 14 days or longer. The present invention is

also directed to shigellosis like diarrheas, especially when caused by EIEC. The shigellosis type diarrheas resemble very closely diseases caused by *Shigella* spp. (and pathogens causing them resemble very closely *Shigella* spp.) including watery and bloody diarrheas. It may be difficult or impossible to differentiate shigellosis and EIEC infections. The
5 traveller's diarrhea is a common infection especially for persons travelling in developing countries and it is caused by several types of *E. coli*, especially ETECs.

In developing countries hundreds of millions of children get infected by diarrhea causing *E. coli*. The children diarrheas of developing countries are specifically caused by multiple
10 types of *E. coli* including EPEC (enteropathogenic *Escherichia coli*), ETEC (enterotoxigenic *Escherichia coli*), EHEC (enterohemorrhagic *Escherichia coli*), EAEC (enteroaggregative *Escherichia coli*) and EIEC (enteroinvasive *Escherichia coli*). There is currently no general specific treatment for the diarrheas. Increasing resistance to traditional antibiotics is an increasing problem. The present invention is especially directed for the
15 treatments and analysis of children's diarrheas in developing countries. For treatment of children's diarrheas in developing countries, the therapeutical compositions and substances may be included in hydration solutions (for example comprising salt and sucrose) used for treatments of diarrheas. The therapeutical compositions may also be used together with charcoal tablets or mixed in the charcoal tablets. The compositions and substances
20 according to the invention can be used in combination of traditional therapies of infections, especially treatments of gastrointestinal infections such as diarrheas caused by *E. coli*.

The present invention further directed to generally milder infection not involving the
25 EHEC bacteria. The generally milder infections are preferably not treated with traditional antibiotics. Milder infections may be produced by ETEC, EAEC, and EIEC strains. Previously suggested but clinically unsuccessful therapy of EHEC-diarrheas by toxin blocking Globotriose-silica was not inhibiting the binding of the bacteria to natural glycolipid receptors. The present invention showed that the Globo-binding is extremely
30 rare or non-existent among EHECs. This forms an exception of the general binding specificity of the diarrhea causing *E. coli*.

Preferred general oligosaccharide receptor groups useful for treatment of infections caused by *E. coli* and other diarrhea causing bacteria

35

The present invention discloses common structural motifs of the receptor subtypes of diarrhea causing *E. coli*. One receptor group is based on common structure Gal β 3/4Glc(NAc)₀₋₁, this backbone epitope includes lactose (Gal β 4Glc) and similar

lactose-amines Gal β 3GlcNAc (type 1 lactosamine, Lacto receptors), Gal β 4GlcNAc (type 2 lactosamine, Neolacto receptors). The backbone epitopes as such are not very effective or are practically inactive as disaccharides. The present invention discloses the presence of several combinations of activated structures based on the backbone structures. However,
5 the present invention is preferably targeted to the natural types of the activated receptor epitopes present on the human tissues. These structures are especially preferred as therapeutics produced from these are not likely to be toxic and natural enzymes exist for production of the receptors.

10 The lactose epitope and the N-acetyllactosamine structures form a common scaffold which is recognized similarly by numerous lectins and enzymes in glycobiology. The disaccharide epitopes share common conformations in interactions with proteins recognizing galactosylated structures. For example human fucosyltransferase III can recognize all three sequences as acceptors. The present invention notices that the
15 disaccharide sequences can be activated by various natural modifications of glycans. The activator parts may be linked to the galactose residue or to the glucopyranose structure which may carry N-acetylmodification. The modifications direct the carbohydrate inhibitors to various receptors on the bacterium. The inventors found out that certain combinations of the active receptor blocking carbohydrates are needed for effective
20 blocking of the pathogens.

The receptor backbone structure is activated by various derivatizations such as elongation from the reducing end by β 3-linkage to galactose or to lactose or to another lactosamine, especially with type 1 and type 2 lactosamine giving naturally occurring structures such as
25 Gal β 4GlcNAc β 3Gal β 4Glc (Lacto-N-neotetraose), Gal β 3GlcNAc β 3Gal β 4Glc (Lacto-N-tetraose), Gal β 4GlcNAc β 3Gal, and Gal β 3GlcNAc β 3Gal. Furthermore, the receptor backbone structure may be activated by a ceramide structure, comprising a specific hydroxyfatty acid (as described for *H. pylori* in Ångström et al. 1998), this was demonstrated by the special Lactosylceramides described here as Lactosylceramide binding.

30 Furthermore the Lactosamine, especially Gal β 4GlcNAc, or lactose structures can be activated by adding specific natural monosaccharides to the non-reducing end. A specially activating nonreducing end terminal structures includes sialic acids preferably NeuNAc or NeuGc linked with α 3- or α 6-linkage, in a preferred embodiment with α 6-linkage. The
35 most preferred structures of the sialic acid binding includes sialyl-lactoses NeuNAc α 6Gal β 4Glc, NeuNAc α 3Gal β 4Glc, NeuGc α 6Gal β 4Glc, NeuGc α 3Gal β 4Glc and corresponding sialylalactosamines NeuNAc α 6Gal β 4GlcNAc, NeuNAc α 3Gal β 4GlcNAc, NeuGc α 6Gal β 4GlcNAc, NeuGc α 3Gal β 4GlcNAc, and even the elongated LNT and LNnT

based forms of these. Even truncated sialic acid epitopes have binding activity towards *E. coli*. The N-glycolylneuraminic acid was especially strongly activating structure.

The other activating structures at the non-reducing end side are GalNAc β 4 or
5 Gal β 3GalNAc β 4 giving natural type receptor structures described here as specific group
Ganglio-receptors. Furthermore the activating structure at the non-reducing end side also
includes Gal α 4 and GalNAc β 3Gal α 4 giving natural type receptors called Globo-receptors.
Ganglio and globoreceptors have activity even as terminal diasaccharides. A preferred
form of the Globo-receptor is therefore classified as α -linked Hexose-receptors, including
10 the minimal structure Gal α 4Gal.

The inventors further notice that the lactosamine receptors, especially Neolacto-receptors
may represent terminal GlcNAc β 3-structures.

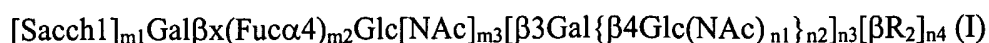
15 The present invention is further directed to activation of type 1 lactosamine by Fuca α 4-
structure linked to the GlcNAc forming so called Lewis a structure Gal β 3(Fuca α 4)GlcNAc.
The Fucosyl-receptors are especially preferred with reducing activating structures such as
lactosylceramide.

20 The activation by the terminal Gal α 4-structure was shown to be so effective that the
Gal α 4Gal-structure is active even without the reducing end Glc/GlcNAc. The minimal
activating epitope is thus Gal α 4Gal, more preferably Gal α 4Gal β . This structure shares the
common Gal-structure and is also active as trisaccharide epitopes such as Gal α 4Gal β 4Glc
and Gal α 4Gal β 4GlcNAc. The present invention is further directed to partial epitopes
25 Neu5Gc α 3Gal, Neu5Ac α 6Gal, Neu5Gc α 6Gal and Neu5Ac α 3Gal and in a separate
embodiment to GalNAc β 4Gal.

Beside the lactosamine receptors the present invention describes specifically Gal α 4Gal-
receptors and Man α 3/6Man receptors. The two alpha-linked-hexose receptor types are
30 especially preferred because these are low cost natural receptors.

Combined formulas of the invention for use as a medicament, especially for the treatment
of diarrhea, are:

35 A therapeutical composition containing purified fraction(s) of at least two compounds
being or containing a pathogen inhibiting oligosaccharide sequence selected from the
pathogen receptors as defined in the formula



wherein x is linkage position 3 or 4, Sacch1 is GlcNAc β 3, Gal α 3, GalNAc β 4, Gal α 4, or Neu5X α 3/6, wherein X is independently either Ac or Gc;

5 n1, n2, n3, n4, m1, m2, and m3 are independently integers 0 or 1, with the provisions that m2 may be 1 only when x is 3 and m1 is 0 and m3 is 1, m3 may be 0 only when Sacch1 is Neu5X α 3, Neu5X α 6, Gal α 3, GalNAc β 4 or Gal α 4,

when n4 is 1, then m3 is 0 and n3 is 0, and

10 when n4 is 0, then m1 is 1 or m2 is 1 or n3 is 1;

R₂ is a ceramide comprising a hydroxyl fatty acid or an analog of a ceramide comprising a hydroxyl fatty acid, and

Sacch1 is Gal α or GalNAc β with the provision that when at least two receptors are used these have at least one different variable selected from the group Sacch1, x, m2, n4, with the provisio that not two sialic acid receptors or two neolacto
15 receptors are selected;

with the provision that when only one receptor according to formula (I) is used then it is used together with at least one alpha-hexose receptor as defined in the formula

20



wherein Hex is Gal or Man, n is independently 0 or 1, p and r are linkage position 3 or 6 between the Man residues, with the provision that when Hex is Man, then p is
25 3 and then r is 6, and when p is 6, then r is 3, and when Hex is Gal p is 4 and n is 0, with the provision that when Hex is Gal it is not used with Gal α 4Gal-receptor according to the formula I.

In a preferred embodiment the present invention is directed to a therapeutical composition
30 containing purified fraction(s) of at least two compounds being or containing a pathogen inhibiting oligosaccharide sequence selected from the pathogen receptors according to the Formula I, with the provision that when the non-reducing terminal activating sequence is Gal α 4, GalNAc β 4, Neu5X α 3, or Neu5X α 6 the compositions may comprise shorter oligosaccharide sequences Gal α 4Gal, GalNAc β 4Gal, Neu5X α 3Gal, or Neu5X α 6Gal,
35 respectively without the reducing end terminal Glc or GlcNAc. More preferably when the terminal activating sequence is Gal α 4 the composition may comprise the partial epitope Gal α 4Gal. The composition optionally further contains a Mannose receptor comprising the oligosaccharide sequence Man α 3[(Man α 6)]_nMan, wherein n is 0 or 1.

Lactose based activated structures

In a specific embodiment the present invention is directed to compositions and use of natural type lactose comprising oligosaccharide sequences. This group includes the milk type oligosaccharide sequences such as LNT, LNnT and sialyllactoses and the natural type glycolipid core sequences Gal α 4Gal β 4Glc, GalNAc β 4Gal β 4Glc and the lactosylceramide receptor with the hydroxyl fatty acid. The lactosamine groups Gal β 4GlcNAc and Gal β 3GlcNAc can be considered as activating groups for the lactose residue of LNT and LNnT and more elongated structures based thereof. The lactose residue was not observed to have adhesion blocking activity against diarrhea causing *E.coli*. The lactose residue can be however effectively activated to preferred high activity substances by adding at the nonreducing side highly activating monosaccharide units GalNAc β 4, Gal α 4, or Neu5X α 3, Neu5X α 6 or more elongated disaccharide units GalNAc β 3Gal α 4, Gal β 3GalNAc β 4 or Gal β 4GlcNAc β 3 or Gal β 3GlcNAc β 3 or trisaccharide units Neu5X α 3Gal β 4GlcNAc β 3, Neu5X α 6Gal β 4GlcNAc β 3, or GlcNAc β 3. In separate embodiments the non-reducing end activating group is Lewis a structure Gal β 3(Fuc α 3)GlcNAc β 3, or Gal α 4Gal β 4GlcNAc β 3 or GalNAc β 4Gal β 4GlcNAc β 3. More preferably the non-reducing end activator structure is selected from the frequently occurring sequences Gal α 4, Neu5X α 3, Neu5X α 6 or in more elongated disaccharide units Gal β 4GlcNAc β 3 or Gal β 3GlcNAc β 3. A ceramide structure comprising a hydroxyl fatty acid according to the invention can be used as activating structure at the reducing end. In a preferred embodiment these activating structures are combined.

In a preferred embodiment the present invention is directed to therapeutical composition containing purified fraction(s) of at least two compounds being or containing a pathogen inhibiting oligosaccharide sequence selected from the pathogen receptors as defined by the simplified formula



wherein m3 and n4 are independently integers 0 or 1
 wherein the natural type non-reducing end activator sequence A1 is selected from the group GalNAc β 4, Gal α 4, Neu5X α 3, Neu5X α 6, GalNAc β 3Gal α 4, Gal β 3GalNAc β 4 Gal β 4GlcNAc β 3, GlcNAc β 3Gal β 4GlcNAc, Gal β 3GlcNAc β 3, Neu5X α 3Gal β 4GlcNAc β 3, Neu5X α 6Gal β 4GlcNAc β 3, and Gal β 3(Fuc α 3)GlcNAc β 3, more preferably from the group Gal α 4, Neu5X α 3, Neu5X α 6, Gal β 4GlcNAc β 3 and Gal β 3GlcNAc β 3,
 and A2 is a ceramide cotaining a hydroxyl fatty acid according to the invention.
 with the provision that the oligosaccharide sequences comprise at least A1 or A2 or both.

When only two only A1 containing oligosaccharide sequences are used, both of the A1 sequences are preferably not sialylated.

The composition optionally further contains a Mannose receptor oligosaccharide sequence comprising the oligosaccharide sequence $\text{Man}\alpha 3[(\text{Man}\alpha 6)]_n\text{Man}$, wherein n is 0 or 1.

5

In a preferred embodiment the present invention is directed to a therapeutical composition containing purified fraction(s) of at least two compounds being or containing a pathogen inhibiting oligosaccharide sequence selected from the pathogen receptors as defined by the formula

10



wherein x is linkage position 3 or 4, Sacch1 is GlcNAc β 3, Gal α 3, GalNAc β 4, Gal α 4, or Neu5X α 3/6, wherein X is independently either Ac or Gc;

15

n4, m1, m2, and m3 are independently integers 0 or 1, with the provisions that m2 may be 1 only when x is 3, when Sacch1 is GlcNAc β 3 then m3 is 1 and x is 4, and m3 may be 0 only when m1 is 1 or when n4 is 1, when n4 is 0, then m1 is 1 or m3 is 1;

20

A2 is a ceramide comprising a hydroxyl fatty acid or an analog of a ceramide comprising a hydroxyl fatty acid, and

with the provision that at least two receptors are selected so that these have at least one different variable selected from the group Sacch1, x, m2, n4, preferably with the provision that not two sialic acid receptors are selected.

25

The composition optionally further contains a Mannose receptor comprising the oligosaccharide sequence $\text{Man}\alpha 3[(\text{Man}\alpha 6)]_n\text{Man}$, wherein n is 0 or 1.

The present invention is in a preferred embodiment directed to a composition comprising at least two compounds described above by Formula 1c when m2 is 0. The present

30

invention is in a preferred embodiment directed to a composition comprising at least two compounds described above by Formula 1c when n4 is 0.

In a preferred embodiment the present invention is directed to therapeutical composition containing purified fraction(s) of at least two compounds being or containing a pathogen inhibiting oligosaccharide sequence selected from the pathogen receptors as defined by the formula

35



wherein x is linkage position 3 or 4, Sacch1 is Gal α 4, Neu5X α 3 or Neu5X α 6, wherein X is independently either Ac or Gc;

m1, and m3 are independently integers 0 or 1,

5 with the provision that either m1 is 1 or m3 is 1,

with the provision that at least two receptors are selected so that these have at least one different variable Sacch1 or x, preferably with the proviso that not two sialic acid receptors are selected. In a preferred embodiment Neu5X is Neu5Ac.

10 The more preferred lactose based oligosaccharide sequences in compositions and for uses according to the invention include preferred substances according to the formula 1c:

Gal α 4Gal β 4Glc, NeuNAc α 3Gal β 4Glc, NeuNAc α 6Gal β 4Glc, Gal β 4GlcNAc β 3Gal β 4Glc and Gal β 3GlcNAc β 3Gal β 4Glc. In a preferred embodiment the preferred sialylated

15 structures according to formula 1 c include sialyllactosamines NeuNAc α 3Gal β 4GlcNAc, NeuNAc α 6Gal β 4GlcNAc. The seven highly preferred oligosaccharide sequences according to the present invention thus include Gal α 4Gal β 4Glc, NeuNAc α 3Gal β 4Glc, NeuNAc α 6Gal β 4Glc, NeuNAc α 3Gal β 4GlcNAc, NeuNAc α 6Gal β 4GlcNAc, Gal β 4GlcNAc β 3Gal β 4Glc and Gal β 3GlcNAc β 3Gal β 4Glc.

20 In a preferred embodiment the preferred sialylated structures include one or all of the common sialyl-oligosaccharides of bovine milk NeuNAc α 3Gal β 4Glc, NeuNAc α 6Gal β 4Glc and NeuNAc α 6Gal β 4GlcNAc. The bovine milk oligosaccharides may be provided as a fraction of bovine milk as described by Nakamura et al., 2003. In a separate embodiment N-glycolylneuraminic acid containing oligosaccharide sequences are

25 preferred. The preferred N-glycolyl oligosaccharide sequences include NeuNGc α 3Gal β 4Glc, NeuNGc α 6Gal β 4Glc, NeuNGc α 3Gal β 4GlcNAc and NeuNGc α 6Gal β 4GlcNAc.

In a preferred embodiment lactose based oligosaccharide sequences in compositions and

30 for uses according to the invention include neutral oligosaccharide sequences Gal α 4Gal β 4Glc, Gal β 4GlcNAc β 3Gal β 4Glc (LNnT) and Gal β 3GlcNAc β 3Gal β 4Glc (LNT).

In a preferred embodiment at least one preferred sialylated oligosaccharide, preferably a

35 bovine milk fraction comprising sialylated oligosaccharides is used together with at least one preferred neutral oligosaccharide.

In a preferred embodiment the composition is not human milk nor a fraction of human milk oligosaccharides. Due to shortage of material and risks of infection human milk is not a preferred source of oligosaccharides. In a preferred embodiment the composition of two oligosaccharide sequences is not a human milk oligosaccharide fraction potentially comprising a mixture of LNT and LNnT. Preferred binary combinations of most preferred neutral oligosaccharides include compositions comprising LNnT and Gal α 4Gal β 4Glc, and compositions comprising LNT and Gal α 4Gal β 4Glc. In another preferred embodiment compositions comprising LNnT are preferred over compositions comprising LNT, when a regional infecting strain of bacterium is using LNnT specificity. LNnT is also preferred to be used in monovalent inhibitor compositions, especially when low concentrations of the inhibitors are used.

Use of the preferred structure as single substances

The present invention is specifically directed to use a single substance according to Formula 1d optionally with other structures according to the invention for inhibition of diarrhea causing *E. coli*, preferably human diarrheagenic *E. coli*. More preferably the invention is directed to inhibition of any non-toxin secreting diarrheagenic *E. coli* type according to the invention. In a preferred embodiment monovalent oligosaccharides are used, more preferably monovalent oligosaccharides are used under 2 mM final concentration, more preferably under 1 mM concentration. In a specific embodiment globotriose oligosaccharide is used as concentration under 0.3 mM or under 0.1 mM concentration but preferably above 0.01 mM concentration.

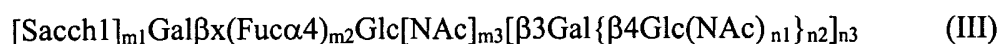
In another embodiment the said oligosaccharides are used as soluble polyvalent conjugates containing a single oligosaccharide and optionally other carbohydrates according to the invention. More preferably the oligosaccharide is used as polyvalent conjugate to a soluble oligosaccharide or polysaccharide according to the invention. The present invention is further directed to use of the single oligosaccharide epitopes according to the invention for treatment of diarrheas caused by any single type of *E. coli* according to the invention, preferably EAEC and EIEC types of *E. coli*.

The preferred structures are multiply preferred according to the present invention for example as frequent binding epitopes according to the invention. The availability of the saccharides for effective commercial production and natural presence and acceptability as natural type sequences makes the saccharide further preferable. The most preferred oligosaccharide mixtures according to the invention are further preferred as monovalent inhibitors of bacterial adhesion. The results showed that the Globo-receptors, Lacto-receptors, sialic acid receptors and Neolacto-receptors are inhibitable at low concentrations specifically by corresponding monovalent oligosaccharides. The use of the free

monovalent specific oligosaccharides as inhibitors of adhesion of diarrhea causing *E. coli* has not previously been demonstrated. Furthermore active combinations of the free preferred oligosaccharides were shown, for example the mixtures of globo-oligosaccharides, LNnT, and sialyl-oligosaccharides were shown to be active low concentration inhibitors in simultaneously on diarrhea causing *E. coli*. The present invention also shows first time the simultaneous presence of multiple binding activities on a specific diarrheagenic *E.coli*. Furthermore these form a structurally defined group of activated lactose structures effective against different receptor structures of human diarrheagenic bacteria.

- 10 The present invention is further directed to the use of receptor types from different of contacts in infection as described by the invention. The first contact receptors are present on the level of of glycoproteins and possibly largest glycolipids, while the second contact receptors are present closer to the membrane on glycolipids as described by the invention.
- 15 A therapeutical composition according to the claim 1 comprising a purified fraction(s) of at least two compounds being or containing a pathogen inhibiting oligosaccharide sequence according to the formula I are selected from to the groups a) and b):

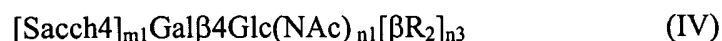
- 20 a) At least one first contact receptor of lacto, neolacto, fucose or sialic acid receptor types as defined in the formula



- 25 x is linkage position 3 or 4,
 Sacch1 is either Neu5X α 3/6, wherein independently X is either Ac or Gc meaning that the sialic acic is either Neu5Ac or Neu5Gc, or GlcNAc β 3
 wherein n1, n2, n3, m1, m2, and m3 are independently integers 0 or 1;
 with the provisions that m2 may be 1 only when x is 3,
 30 that m3 may be 0 only when Sacch1 Neu5X α 3/6.

and

- b) At least one second contact receptor of
 Lactosylceramide, ganglio-, or Gal α 4Gal-type receptors as defined in the formula
 35



wherein n1, and n3 are independently integers 0 or 1, with the proviso that when n3 is 1, then n1 is 0;

m1 is either 1 or 0, with the proviso that when n3 is 0 then m1 is 1
 R₂ is a ceramide comprising a hydroxyl fatty acid or an analog of a ceramide
 comprising a hydroxyl fatty acid, and
 Sacch is Gal α or GalNAc β .

5

And optionally at least one alpha-hexose receptor as defined in the formula



wherein

10

Hex is Gal or Man,

n is independently 0 or 1, p and r are linkage position 3 or 6 between the Man
 residues, with the proviso that when Hex is Man then p is 3 and then r is 6, and
 when p is 6 then r is 3 and when Hex is Gal p is 4 and n is 0, with the proviso that
 when Hex is Gal it is not used with Gal α 4Gal-receptor according to the formula

15

IV;

for use as a medicament.

20

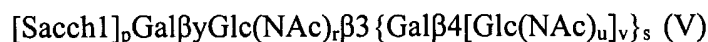
More preferred first contact receptors includes Sialyl-receptors, Lacto-receptors and
 Neolacto-receptors. Among the second contact receptors the Gal α 4Gal-receptors are
 especially preferred. In a specific embodiment the Mannose receptor is included in the
 group of first contact receptors as the high-Mannose structures are presented by
 glycoproteins.

25

The frequent binding specificities among gastric pathogens, especially
 diarrhea causing *E. coli*.

The present invention is preferably directed to the use of most frequently occurring
 binding specificities of diarrhea causing *E. coli*. The most frequent binding specificities
 include Globo-receptors, Sialyl-receptors, Lacto-receptor, and Neolacto-receptors. The
 frequent structures includes oligosaccharide sequences according to the formula:

30



35

wherein p, r, s, u and v are each independently 0 or 1, and y is either linkage position 3 or
 4, x is either linkage position 3 or 4,
 wherein Sacch1 is NeuNX α 3 or NeuNX α 6 or Gal α 4 or GlcNAc β 3
 with the proviso that
 r may be 0 only when s is 0 and Sacch is NeuNX α 3 or NeuNX α 6 or Gal α 4.

Alternatively the Globo-receptors may be other terminal Gal α 4Gal-sequences.

Of the frequent binding specificities the Globo-receptors represent especially strong binding
5 and stabile binding. The Sialyl-receptors, Lacto-receptors, and Neolacto-receptors are also
preferred because of the stabile and strong bindings indicating increased importance during
infections. The inventors were also able to show that the binding specificities toward the
corresponding glycolipid sequences are inhibitable even by low concentrations of
10 monovalent oligosaccharides. The preferred frequent binding specificities include
activated strongly binding forms of the sequences, more preferably human and animal milk
oligosaccharides lacto-N-tetraose (LNT), lacto-N-neotetraose (LNnT), sialyl-lactoses
NeuNAc α 3Lac, NeuNAc α 6Lac, sialyl-lactosamines NeuNAc α 3LacNAc,
NeuNAc α 6LacNAc and the elongated forms NeuNAc α Gal β 4GlcNAc β 3Gal β 4Glc,
15 NeuNAc α 6Gal β 4GlcNAc β 3Gal β 4Glc. Additionally human natural type oligosaccharide
sequences Gal α 4Gal β 4Glc and carboxylic acid reduced pectin type sequences Gal[α 4Gal]_n
are preferred.

The present invention is preferably directed to the use of at least two oligosaccharide
sequences form different of the frequent binding specificities are used for inhibition of
20 diarrheagenic pathogen, preferably *E. coli*, more preferably the non-toxin secreting
diarrheagenic *E. coli* or less severe diarrhea causing *E. coli*. In a preferred embodiment at
least three oligosaccharide receptor types are used, and most preferably all four frequent
oligosaccharide receptor types are used.

25 In another preferred embodiment at least one of the receptor types used is a globoreceptor.
In another embodiment at least one of the receptor types used is a sialic acid receptor.
Preferably sialic acid receptor and Globo-receptor are used together, more preferably with
a Lacto-receptor or Neolactoreceptor.

30 In another preferred embodiment a Lacto-receptor is used together with a Neolacto-
receptors and additionally with a Globo-receptor or a sialic acid receptor.

In another preferred embodiment a sialic acid receptor is used together with a Neolacto-
receptor or a Lacto-receptor and optionally with a Globo-receptor. In a preferred
35 embodiment the milk type oligosaccharide receptors Lacto-, Neolacto and sialic acid
receptor are used together.

The present invention is further directed to the use of any of the preferred combinations of frequent binding epitopes with at least one of the other binding specificities including the Lactosylceramide receptors, Mannose-receptors, Fucosyl-receptors and Ganglio-receptors. In a preferred embodiment any of the preferred combinations of frequent receptors and the

5 Lactosylceramide-receptors are used together.

In a preferred embodiment any of the preferred combinations of frequent receptors and the Mannose-receptors are used together.

In a preferred embodiment any of the preferred combinations of frequent receptors and the Ganglio-receptors are used together.

10

The data of the invention was mainly obtained by using numerous different strains of diarrhea causing *E. coli*. The generality of the intestinal receptors was further studied with several types of zoonotic *Helicobacter* species. The inventors were able to find at least five overlapping binding specificities with the *E. coli* specificities. These include

15 Lactosylceramide-receptors, Lacto-receptors, Neolacto-receptors, Ganglio-receptors and Sialic acid receptors. These receptors are likely to be common with human and many pet and cattle animals.

General receptors with activity against potentially zoonotic pathogens

20 The group of receptors is preferred as "general receptors" in diarrheas with zoonotic potential. The most stable expression of the general receptors was shown by the neutral galactose based receptors. Among this family lactose/lactosamine receptors form a special structurally similar class of receptors.

25 A preferred embodiment of the invention is a therapeutical composition wherein at least one of said compounds comprises a pathogen inhibiting oligosaccharide sequence selected from a further group of pathogen receptors:



30 wherein p, r, s, u and v are each independently 0 or 1, and y is either linkage position 3 or 4, x is either linkage position 3 or 4, and z is either linkage position 3 or 4, and Hex is either Gal or Glc ,

so that

when v is 1 and u is 0 then x is 4,

35 when v is 0 then s is 1 and preferably also p is 1,

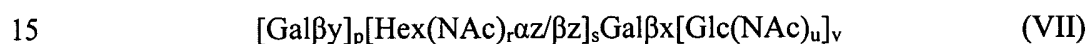
when s is 0 the also p is 0 and v is 1,

when p is 1, and y=3, Hex is Gal β or Glc β and r=1, or p is 1 and y=4 and Hex is Glc β and r=1 so that the terminal Gal is β 3- or β 4- linked to GlcNAc β or the terminal Gal is β 3-linked to GalNAc β),

- 5 when p is 0 and z is 4, then Hex is Gal β and r is 1 so that the terminal monosaccharide structure is GalNAc β 4, or p =0 and z=3 so that the terminal is HexNAc/Hex α / β 3), when there is nonreducing terminal Gal β 3/4, this can be further substituted by SA α 3/6, wherein SA is a sialic acid, preferably NeuNAc, N-acetylneuraminic acid, or NeuNGc, N-glycolylneuraminic acid,
- 10 preferably together with pharmaceutically acceptable carriers and adjuvants.

Preferred neutral galactose based general receptors according to the invention

According to the present invention the Galactose β 3/4 -based general receptors include structures according to the formula:



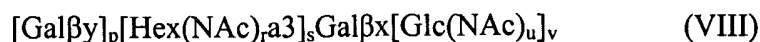
wherein p, r, s, u and v are each independently 0 or 1, and y is either linkage position 3 or 4, x is either linkage position 3 or 4, and z is either linkage position 3 or 4, and Hex is either Gal, or Glc ,

so that

- 20 when v is 1 and u is 0 then x is 4,
when v is 0 then s is 1 and preferably also p is 1
when s is 0 the also p is 0 and v is 1
when p is 1, and y=3, Hex is Gal β or Glc β and r=1, or p is 1 and y=4 and Hex is Glc β and r=1 so that the terminal Gal is β 3- or β 4- linked to GlcNAc β or the terminal Gal is β 3-linked to GalNAc β),
- 25 when p is 0 and z is 4, then Hex is Gal β and r is 1 so that the terminal monosaccharide structure is GalNAc β 4, or p =0 and z=3 so that the terminal is HexNAc/Hex α / β 3).

Major general receptor types according to the invention

- 30 The formula above is further divided to major structure groups including
1. Lactose/lactosamine type carbohydrate receptor
This group further includes Lactose- receptors, and lactosamine receptors including Lacto-receptors, and Neolacto receptors
 2. Ganglio-receptors
 - 35 3. Sialic acid receptor

Preferred lactose/lactosamine type general receptors

wherein p, r, s, u and v are each independently 0 or 1, and y is either linkage position 3 or 4, x is either linkage position 3 or 4, and a is either alpha or beta, and Hex is either Gal or Glc.

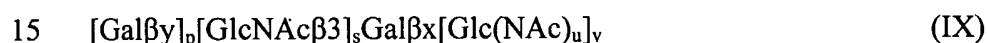
so that

when p is 1, Hex is Glc β and r=1, and a is β (the terminal Gal is β 3- or β 4- linked to GlcNAc β 3)

when p is 0, then preferably

- 10 Hex is Gal, r is 0 and a is alpha (terminal structure is Gal α 3) or
Hex is Glc, r is 1 and a is beta (terminal structure is GlcNAc β 3)

In a preferred embodiment the lactose/lactosamine type general receptors are according to the formula:



wherein p, r, s, u and v are each independently 0 or 1, and y is either linkage position 3 or 4, x is either linkage position 3 or 4, so that

at least p is 1 or v is 1,

when p is 1, s is 1

- 20 When u is 0 and s is 0 and p is 0, x is 4 and the reducing end Glc is linked to ceramide comprising a hydroxyfatty acid.

Most preferred lactose/lactosamine general receptors include

the human milk tetrasaccharides Gal β 4GlcNAc β 3Gal β 4Glc and Gal β 3GlcNAc β 3Gal β 4Glc and lactosylceramides.

The preferred lactosamine structures also include

oligosaccharide sequences and oligosaccharides from the group Gal β 4GlcNAc, Gal β 3GlcNAc, Gal β 4Glc, Gal β 4GlcNAc β 3Gal, Gal β 3GlcNAc β 3Gal,

And GlcNAc β 3Gal β 4Glc, GlcNAc β 3Gal β 4GlcNAc, Gal β 4GlcNAc β 3Gal β 4GlcNAc, and Gal β 3GlcNAc β 3Gal β 4GlcNAc.

For effective treatment of emerging and present diarrheagenic pathogens the all eight receptor specificities are useful. When the pathogen is not *E. coli* the general presence of mannose binding is demonstrated in the prior art works with Salmonella. The present

- 35 invention allows to predict that the Gal α 4Gal-oligosaccharide sequence including binding specificities and even the Fucosyl-receptor type binding specificities will be found in human intestinal pathogen causing diarrheas.

When considering together the preferred receptor groups, the Lacto-receptors and Neolacto-receptors belong to first contact receptors, frequent receptors and general receptors. This makes the use and combined use of the Lacto- and Neolacto-receptors especially in activated forms such as LNT and LNnT especially preferred according to the invention.

The inventors characterized eight different binding specificities to a large number of diarrhea causing *E. coli* bacteria and several corresponding receptors in human intestinal tissues. The oligosaccharide sequences include one or several of the receptor oligosaccharide sequences selected from the following groups:

Eight separate receptor oligosaccharide sequences of intestinal pathogens:

- a) Lactosylceramide receptors: for example binding to lactosylceramide and isoglobotriaosylceramide when the ceramides comprise hydroxylfatty acids.
- b) Ganglio-receptors: for example binding to gangliotriaosylceramide and gangliotetraosylceramide.
- c) Gal α 4Gal-receptors: for example binding to galabiosaosylceramide, globotriaosylceramide, globotetraosylceramide and the Forssman glycosphingolipid.
- d) Lacto-receptors: for example binding to lactotetraosylceramide.
- e) Neolacto-receptors: for example binding to neolactotetraosylceramide, neolactohexaosylceramide, NeuGc α 3-neolactohexaosylceramide and oligosaccharide sequences comprising GlcNAc β 3Gal, especially GlcNAc β 3Gal β 4GlcNAc.
- f) Fucosyl-receptors: for example binding to the Le^a-5 glycosphingolipid.
- h) Sialic acid-receptors: for example binding to various oligosaccharide sequences with different sialic acid, especially N-acetylneuraminic acid NeuAc α - and/or N-glycolylneuraminic acid, NeuGc α .
- g) Mannose receptors: represented by the Man α 3(Man α 6)Man-neoglycolipid.

Preferred oligosaccharide sequences among the receptor groups

The present invention is preferentially directed to the use of a free oligosaccharide or derivatives thereof which are not glycolipids except for the hydroxylfatty acid comprising lactosylceramide glycolipids as described below. In general the glycolipids may diffuse to tissues and actually increase pathogen binding and the formulations to prevent this are considered difficult to produce. The hydroxyl group in the ceramides of the lactosylceramide glycolipids according to the present invention allows stronger contact between the glycolipids which would more effectively keep these together for example in

membrane-like formulations and avoid diffusion to intestinal epithelium. The preferred polyvalent conjugates described by the invention are not neoglycoproteins such as albumin conjugates which are potent immunogens and can be used in causing immune responses. The polyvalent conjugates according to the present invention are preferably non-

5 immunogenic and preferably do not contain immunogenic protein or peptide parts.

Lactosylceramide receptors

The lactosylceramide receptors of the diarrhea causing *E. coli* depend on the presence of hydroxyl fatty acid on the ceramide. The present invention is directed to the use of

10 lactosylceramides comprising hydroxy fatty acids against *E. coli* infections. The lactosylceramide receptors according to the present invention means a lactose residue comprising molecule in which lactosyl residue is linked to a ceramide structure comprising a natural type of hydroxylfatty acid or alternatively lactosylceramide receptor means

15 mimetic structure of lactosylceramide in which the lactosyl residue is linked to a hydroxyl group comprising a ceramide-mimicking structure. The hydroxyl group of the hydroxyl fatty acid or ceramide mimicking structure preferentially forms a hydrogen bond with Glc-residues linked to ceramide or ceramide-mimicking structure. The lactosylceramide or

20 mimetic structure can be substituted at position 3 or 4 of the Gal residue by natural type oligosaccharide sequences. The lactosylceramide receptor glycolipids also includes lacto- and neolactoseries glycolipids comprising a hydroxyl fatty acid. In other embodiments the present invention is also directed to the use of globo- and ganglioseries glycolipids comprising a lactosyl residue and a hydroxylfatty acid. The present invention is also

25 directed to the use of analogs of lacto- or neolactoseries oligosaccharide sequences linked to the hydroxyl group comprising ceramide-mimicking structure. The present invention is also directed to the use of analogs of globo- or ganglioseries oligosaccharide sequences linked to the hydroxyl group comprising ceramide-mimicking structure. In a preferred embodiment the invention is directed to the use of non-sialylated forms of

lactosylceramide receptors according to the present invention. The preferred embodiments include molecules according to the following Formula



wherein x is linkage position 3 or 4,
 R_2 is ceramide comprising a hydroxyl fatty acid or an analog of a ceramide comprising a

35 hydroxyl fatty acid and
 R_1 is Gal α , Gal β , GalNAc β , GlcNAc β or longer oligosaccharide comprising one of these residues at the reducing end or Neu5X α with the proviso that when R_2 is GlcNAc β or Neu5X α then x is 3 and Neu5X is sialic acid preferably Neu5Ac or Neu5Gc.

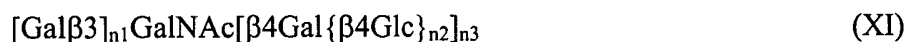
The present invention is directed to substances and compositions comprising polyvalent conjugates of lactosylceramide receptor and especially polyvalent conjugates of a mimetic structure of lactosylceramide according to the present invention. Especially polyvalent conjugates of mimetic structures of lactosylceramide are preferred when the lactosylceramide or mimetic structure of lactosylceramide is linked to a polysaccharide, optionally through a spacer group. In a specific embodiment the use of polyvalent conjugates are preferred over the use of lactosylceramide glycolipids. Use of glycolipids is more difficult as there is need to prevent the diffusion of the receptors to tissues. The prevention can be, however, achieved for example by incorporating the glycolipids in medical carbon matrix or in a stabile membrane or micellar structures.

It is realized that two or even three or more receptor binding specificities according to the invention can be presented by a single lactosylceramide receptor.

The present invention is also directed to the use of lactosylceramide comprising hydroxylfatty acids and analogs and derivatives thereof for therapy of gastrointestinal diseases, especially diarrheas and more specifically diarrheas caused by *E. coli* bacteria. In preferred embodiments the infection is caused by ETEC, EPEC, EHEC, EIEC, or EAEC, more preferentially by EHEC, EIEC or EAEC. In a preferred embodiment the present invention is directed to the use of a milk fraction comprising lactosylceramide comprising a hydroxylfatty acid. The milk is preferentially from a dairy animal such as a cow or any other dairy animal or milk producing animal which produces hydroxyl fatty acid-containing lactosylceramide. The prior art discussed above has been directed to the use of some milk glycolipids but the prior art does not realize the usefulness of the hydroxylfatty acid-containing glycolipids against diarrhea-causing *E. coli* bacteria. The lactosylceramide receptors according to the present invention are especially useful for functional food or feeds as nutritional additives.

30 Ganglio-receptors

Preferred ganglioseries receptor comprises oligosaccharide sequences according to the Formula



35

wherein n_1 , n_2 and n_3 are independently integers 0 or 1, preferably with the proviso that at least n_1 or n_3 is 1 and with the proviso that no sialic acids are linked to the oligosaccharide sequence.

The preferred oligosaccharide sequences are Gal β 3GalNAc β 4Gal β 4Glc, Gal β 3GalNAc β 4Gal, Gal β 3GalNAc, GalNAc β 4Gal and GalNAc β 4Gal β 4Glc. Even GM1 oligosaccharide sequence can be used according to the present invention in novel combination therapies but it is less preferred due to complexity of the structure.

The screening of wide variety of ganglioseries and comparison of the structures in examples of the present invention allows the determination of Gal β 3GalNAc as a novel preferred novel receptor oligosaccharide sequences of the ganglioseries receptor oligosaccharide sequences. The data indicates that even terminal Gal β 3GalNAc in GM1-sequence can bind to diarrhea causing *E. coli*. The binding to the terminal disaccharide has previously not been demonstrated and the tetrasaccharide epitopes may be used in formulations which allows more effective presentation of the terminal disaccharide.

According to one embodiment of the invention, the Gal β 3GalNAc is preferably not β 4 linked to lactose. The disaccharide epitope is in general cheaper to produce than the tetrasaccharide epitope. More preferably the oligosaccharide sequence is Gal β 3GalNAc β with proviso that the disaccharide epitope is not linked to lactose or Gal β 3GalNAc β 4Gal, with proviso that the reducing end Gal is not linked to glucose.

The novel ganglio receptors comprise the terminal disaccharide Gal β 3GalNAc with the proviso that the disaccharide is not β 4 linked to lactose. The disaccharide epitope is, in general, cheaper to produce than the tetrasaccharide epitope. More preferably, the oligosaccharide sequence is Gal β 3GalNAc β with the proviso that the disaccharide epitope is not linked to lactose or Gal β 3GalNAc β 4Gal, with the proviso that the reducing end Gal is not linked to glucose. The terminal disaccharide and trisaccharide sequences have not been previously described as receptors for diarrhea causing *E. coli* bacteria nor as receptors for EPEC-bacteria. The use of terminal disaccharides is preferred to the known tetrasaccharide receptors because of the more cost-effective synthesis.

Gal α 4Gal- receptors

Preferred epitopes of the invention are Gal α 4Gal, Gal α 4Gal β 4Glc and Gal α 4Gal β 4GlcNAc. The present invention also shows that 3'-substituted forms of Gal α 4Gal-sequences such as the globoside and forssman antigen can be commonly recognized. Preferred Gal α 4Gal receptors comprise one or several oligosaccharide sequences according to the Formula

35



wherein n_1 , n_2 , and n_3 are independently integers 0 or 1, in a preferred embodiment with the proviso that either n_1 is 1 or n_3 is 1 and the GalNAc residue is optionally further substituted by other monosaccharide or oligosaccharide residues, preferably similar to natural oligosaccharide sequences such as Forssman antigen. More preferred oligosaccharide receptors are Gal α 4Gal, Gal α 4Gal β 4Glc and Gal α 4Gal β 4GlcNAc as these are synthetically more simple to produce, disaccharide Gal α 4Gal and pectin based oligosaccharide sequences according to the invention or other similar natural oligosaccharide sequences such as oligosaccharide sequence present in okra plant are especially preferred.

10

Lacto-receptors

Preferred lacto series receptors comprise one or several oligosaccharide sequences according to the Formula



wherein n_1 , n_2 , and n_3 are independently integers 0 or 1. In preferred embodiments at least n_3 is 1. Most preferred oligosaccharide sequences referred here as high affinity receptors include oligosaccharide sequences Gal β 3GlcNAc β 3Gal, Gal β 3GlcNAc β 3Gal β 4Glc, Gal β 3GlcNAc β 3Gal β 4GlcNAc and Gal β 3GlcNAc β 3Gal β 3GlcNAc. The use of lactotetraose Gal β 3GlcNAc β 3Gal β 4Glc, optionally with other milk oligosaccharide such as Gal β 4GlcNAc β 3Gal β 4Glc and/or Gal β 3(Fuc α 4)GlcNAc β 3Gal β 4Glc and/or GlcNAc β 3Gal β 4GlcNAc β 3Gal β 4Glc, is especially preferred for therapeutical uses and especially for food, feed, and other nutritional uses.

The present invention finds out that the whole LNT sequence Gal β 3GlcNAc β 3Gal β 4Glc is preferably used for effective inhibition of the Lacto binding. Data in examples showed that the disaccharide epitope Gal β 3GlcNAc, suggested in the prior art, alone could not support effective binding similarly as the epitope in the corresponding glycolipid. When the binding epitope was blocked by β 6-GlcNAc in a neoglycolipid structure. The present invention is specifically directed to the use of Gal β 3GlcNAc β 3Gal β 4Glc as monovalent inhibitor and as soluble polyvalent inhibitor of diarrhea causing *E. coli*. It is realized that the substance can be useful even as a single substance as it is a frequent binding specificity.

35

Neolacto-receptors

Preferred neolacto series receptors comprise one or several oligosaccharide sequences according to the Formula



5

wherein $n1$, $n2$, $n3$ and $n4$ are independently integers 0 or 1, when $n1$ is 1, the non-reducing terminal GlcNAc according to the formula can be further substituted by another monosaccharide residue or oligosaccharide residues, preferably by Gal $\beta 4$ or GlcNAc $\beta 3$ Gal $\beta 4$. In preferred embodiments of the invention at least $n4$ is 1 or $n1$ is 1.

- 10 Most preferred oligosaccharide sequences referred here as high affinity receptors include oligosaccharide sequences GlcNAc $\beta 3$ Gal $\beta 4$ GlcNAc, Gal $\beta 4$ GlcNAc $\beta 3$ Gal, Gal $\beta 4$ GlcNAc $\beta 3$ Gal $\beta 4$ Glc, Gal $\beta 4$ GlcNAc $\beta 3$ Gal $\beta 4$ GlcNAc, GlcNAc $\beta 3$ Gal $\beta 4$ GlcNAc $\beta 3$ Gal $\beta 4$ Glc, and GlcNAc $\beta 3$ Gal $\beta 4$ GlcNAc $\beta 3$ Gal $\beta 4$ GlcNAc. Preferred GlcNAc $\beta 3$ Gal $\beta 4$ GlcNAc-structures include oligosaccharide sequences, which
- 15 are $\beta 6$ -linked from the reducing end, especially GlcNAc $\beta 3$ Gal $\beta 4$ GlcNAc $\beta 6$ Gal, GlcNAc $\beta 3$ Gal $\beta 4$ GlcNAc $\beta 6$ GalNAc, GlcNAc $\beta 3$ Gal $\beta 4$ GlcNAc $\beta 6$ GlcNAc, GlcNAc $\beta 3$ Gal $\beta 4$ GlcNAc $\beta 6$ Glc and GlcNAc $\beta 3$ Gal $\beta 4$ GlcNAc $\beta 6$ Man. The use of neolactotetraose Gal $\beta 4$ GlcNAc $\beta 3$ Gal $\beta 4$ Glc is especially preferred for therapeutical uses and especially for food, feed, and other nutritional uses.

20

The present invention finds out that the whole LNnT sequence Gal $\beta 4$ GlcNAc $\beta 3$ Gal $\beta 4$ Glc is preferably used for effective inhibition of the Neolacto binding. Data in examples showed that the disaccharide epitope Gal $\beta 4$ GlcNAc, suggested in the prior art, alone could not support effective binding. The branched

- 25 Gal $\beta 4$ GlcNAc $\beta 3$ (Gal $\beta 4$ GlcNAc $\beta 6$)Gal $\beta 4$ Glc β Cer could not support the binding even there is two of the disaccharide epitopes as the middle galactose is blocked by the branch. When the binding epitope was changed by a $\beta 6$ -structure in neoglycolipids GlcNAc $\beta 3$ Gal $\beta 4$ GlcNAc $\beta 3$ Gal $\beta 4$ Glc to GlcNAc $\beta 3$ Gal $\beta 4$ GlcNAc $\beta 6$ Gal $\beta 4$ Glc the binding was also very much weakened. The present invention is specifically directed to the use of
- 30 Gal $\beta 4$ GlcNAc $\beta 3$ Gal $\beta 4$ Glc and GlcNAc $\beta 3$ Gal $\beta 4$ GlcNAc $\beta 3$ Gal $\beta 4$ Glc as monovalent inhibitor and as soluble polyvalent inhibitor of diarrhea causing *E. coli*. It is realized that the substance can be useful even as a single substance as it is a frequent binding specificity.

- 35 A preferred embodiment of the invention is directed to uses of neolacto binding sequences comprising terminal-GlcNAc structures such as GlcNAc $\beta 3$ Gal $\beta 4$ GlcNAc and GlcNAc $\beta 3$ Gal $\beta 4$ GlcNAc $\beta 3$ Gal $\beta 4$ Glc. It is realized that even the terminal disaccharide sequence GlcNAc $\beta 3$ Gal can be used according to the invention, though with less activity.

It is also found for the first time that linear β 3-linked poly-N-acetyllactosamines, $\text{Gal}\beta 4\text{GlcNAc}[\beta 3\text{Gal}\beta 4\text{GlcNAc}]_n\beta 3\text{Gal}\beta 4\text{Glc}$ where in n is integer and $n \geq 1$, are receptors for diarrhea causing *E.coli* strains, the terminal Gal can be substituted by other monosaccharide residues, for example Neu5X α 3 or GlcNAc β 3. Preferred monovalent inhibitors comprises $\text{GlcNAc}\beta 3\text{Gal}\beta 4\text{GlcNAc}\beta 3\text{Gal}\beta 4\text{Glc}$, which has been reported from milk of buffalo, the common milk oligosaccharide $\text{Gal}\beta 4\text{GlcNAc}\beta 3\text{Gal}\beta 4\text{Glc}$ and mixtures comprising $\text{GlcNAc}\beta 3\text{Gal}\beta 4\text{GlcNAc}\beta 3\text{Gal}\beta 4\text{Glc}$ and $\text{Gal}\beta 4\text{GlcNAc}\beta 3\text{Gal}\beta 4\text{Glc}$.

10 Fucosyl-receptors

Preferred fucosyl receptors comprise one or several oligosaccharide sequences according to the Formula



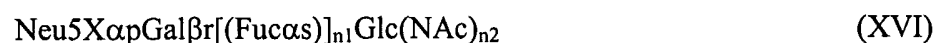
15 wherein $n1$, $n2$, and $n3$ are independently integers 0 or 1. In preferred embodiments at least $n3$ is 1. More preferred oligosaccharide sequences of the invention are $\text{Gal}\beta 3(\text{Fuc}\alpha 4)\text{GlcNAc}\beta 3\text{Gal}$, $\text{Gal}\beta 3(\text{Fuc}\alpha 4)\text{GlcNAc}\beta 3\text{Gal}\beta 4\text{GlcNAc}$ and $\text{Gal}\beta 3(\text{Fuc}\alpha 4)\text{GlcNAc}\beta 3\text{Gal}\beta 4\text{Glc}$. The use of Lewis a pentasaccharide $\text{Gal}\beta 3(\text{Fuc}\alpha 4)\text{GlcNAc}\beta 3\text{Gal}\beta 4\text{Glc}$ is especially preferred for therapeutical uses and especially for food, feed, and other nutritional uses.

Sialic acid receptor

25 In the broadest sense the sialic acid receptor may be any sialic acid in natural type glycoconjugates. The sialic acid is preferably N-glycolyl-neuraminic acid or N-acetyl-neuraminic acid.

The present invention recognizes specific sialic acid which can bind effectively to the diarrhea causing pathogens, especially diarrhea causing *E. coli* bacteria.

30 The preferred sialic acid receptor oligosaccharide sequences are according to the Formula



35 wherein independently X is either Ac or Gc meaning that the sialic acid is either Neu5Ac or Neu5Gc, $n1$ and $n2$ are either 0 or 1, p is linkage position 3 or 6, r and s are linkage positions 3 or 4 with provision that when r is 3 then s is 4 and when r is 4 then $s=3$. More preferred oligosaccharide sequences includes one or several of the group:

- Neu5X α 3Gal β 3(Fuca4)GlcNAc, and Neu5X α 3Gal β 4(Fuca3)GlcNAc, Neu5X α 3Gal β 4(Fuca3)Glc, Neu5X α 3Gal β 3GlcNAc, Neu5X α 3Gal β 4GlcNAc, Neu5X α 3Gal β 4Glc, and Neu5X α 6Gal β 4GlcNAc, Neu5X α 6Gal β 4Glc wherein X is either Ac or Gc. The use of one or several of the milk type oligosaccharides such as
- 5 Neu5X α 3Gal β 3GlcNAc β 3Gal β 4Glc, Neu5X α 3Gal β 4GlcNAc β 3Gal β 4Glc, sialyl-Lewis a hexasaccharide Neu5X α 3Gal β 3(Fuca4)GlcNAc β 3Gal β 4Glc or sialyl-Lewis x hexasaccharide Neu5X α 3Gal β 4(Fuca3)GlcNAc β 3Gal β 4Glc or sialyl-lactoses Neu5X α 3Gal β 4(Fuca3)Glc, Neu5X α 3Gal β 4Glc Neu5X α 6Gal β 4Glc is especially preferred for therapeutical uses and especially for food, feed, and other nutritional uses.
- 10 When the oligosaccharide sequences are used in human applications, it is preferred in a specific embodiment of the invention to use a natural human type of oligosaccharides wherein X is Ac and Neu5X is therefore Neu5Ac. In another embodiment aiming for inhibition of human-animal cross-reactive strains with higher efficacy X is Gc and the sialic acid is NeuGc.
- 15 The present invention is specifically directed to exact sialic acid binding specificities toward sialyllactoses Neu5X α 3Gal β 4Glc, Neu5X α 6Gal β 4Glc, sialyllactosamines Neu5X α 3Gal β 4GlcNAc, Neu5X α 6Gal β 4GlcNAc and their elongated forms Neu5X α 3Gal β 4GlcNAc β 3Gal β 4Glc, Neu5X α 6Gal β 4GlcNAc β 3Gal β 4Glc has not been
- 20 previously characterized. The invention also showed effective inhibition of the binding specificities at reasonable low concentrations of oligosaccharides. In separate embodiment the present invention is specifically directed to use of Neu5X α 3- sialyllactose or sialyllactosamine, especially Neu5X α 3Gal β 4Glc, Neu5X α 3Gal β 4GlcNAc, Neu5X α 6Gal β 4GlcNAc and Neu5X α 3Gal β 4GlcNAc β 3Gal β 4Glc for inhibition of
- 25 diarrhea causing *E.coli*.
- In separate embodiment the present invention is specifically directed to the use of Neu5X α 6- sialyllactose or sialyllactosamine, especially Neu5X α 6Gal β 4Glc, Neu5X α 6Gal β 4GlcNAc, and Neu5X α 6Gal β 4GlcNAc β 3Gal β 4Glc for inhibition of
- 30 diarrhea causing *E.coli*. The Neu5X α 6-structures are especially preferred for their high activity. In a specific embodiment NeuNAc-containing oligosaccharides are used because their presence as natural sequence in human and human milk. In another embodiment NeuGc-containing oligosaccharides are used. The sialyl oligosaccharides from animal milks are especially preferred, especially sialyl-lactoses and Neu5Ac α 6Gal β 4GlcNAc from bovine milk, furthermore a purified fraction comprising enriched amounts of one or
- 35 several of the sialyl-oligosaccharides of bovine milk are preferred. A fraction containing Neu5X α 6-structures is especially preferred. The invention realizes for the first time the usefulness of the sialyl-oligosaccharides against human diarrhea, especially diarrheas

according to the invention, especially when caused by *E. coli*. It is realized that the sialyloligosaccharides may be also used as single substances or as mixtures thereof.

It is realized that the sialyloligosaccharides are useful monovalent inhibitors of *E. coli* and can be used as polyvalent soluble conjugates. The sialic acid oligosaccharides may be used for inhibition of non-toxic *E. coli*.

In a separate embodiment the present invention is directed compositions comprising polysialic acid type sequences, preferably comprising oligosaccharide sequence Neu5NAc α 8NeuNAc, called here polysialic acid compositions. The polysialic acid sequences in polysialic acid compositions may also or alternatively comprise oligosaccharide sequence Neu5NAc α 9NeuNAc. Preferably the polysialic acid sequence is not present on a glycolipid type sequence. In another preferred embodiments the polysialic acid substance comprising the oligosaccharide sequences Neu5NAc α 8NeuNAc and/or Neu5NAc α 9NeuNAc also fulfil following criteria:

1. at least 95 % of sialic acid oligosaccharides are at least ten sialic acid residues long or
2. at least 95 % of sialic acid oligosaccharide are at least three sialic acid residues long or
3. at least 95 % of sialic acid oligosaccharides are less than ten sialic acid residues long and more preferably an oligosaccharide composition comprising at least 95 % of sialic acid oligosaccharides which are less than five sialic acid residues long or
4. at least 80 % of sialic acid oligosaccharides are at least two sialic acid residues long but less than less than six sialic acid residues long

Polysialic acid polysaccharide or oligosaccharides/precursors for oligosaccharide production can be produced by bacteria, for example by colonic acid producing *E. coli*. The polysialic acid type oligosaccharide substances comprise Neu5NAc α 8NeuNAc and/or Neu5NAc α 9NeuNAc oligosaccharide sequences, preferably the polysialic acid-type oligosaccharide sequences comprises therapeutic oligosaccharides comprising Neu5NAc α 8NeuNAc and/or Neu5NAc α 9NeuNAc oligosaccharide sequences. The polysialic acid-type oligosaccharide substances comprise preferably two to ten sialic acid residues.

The present invention is also directed to polysialic acid-type oligosaccharide substances or polysialic acid compositions for therapeutic uses or for use as medicine. The substances and compositions are especially directed for non-vaccine theraphautic uses and medicines. The present invention is also directed for use polysialic acid-type oligosaccharide

substances for preparation of medicines and therapeutic compositions against diarrheas and compositions for *ex vivo* uses as described by the present invention.

Mannose receptor

- 5 The mannose receptor according to the present invention comprises $\text{Man}\alpha\text{Man}$ structures. The preferred mannose receptor oligosaccharide sequences are according to the Formula



10

wherein independently n is 0 or 1, p and r are linkage positions 3 or 6 between the Man residues, with proviso that when p is 3 then r is 6 and when p is 6 then r is 3. Preferred mannose receptor oligosaccharide sequences includes the structures: $\text{Man}\alpha_3(\text{Man}\alpha_6)\text{Man}$ and $\text{Man}\alpha_3\text{Man}$. In a specific embodiment the oligosaccharide sequence is

- 15 $\text{Man}\alpha_3\text{Man}\beta_4\text{GlcNAc}$ or $\text{Man}\alpha_3\text{Man}\beta_4\text{GlcNAc}\beta_4\text{GlcNAc}$. In a preferred embodiment the reducing end residue of $\text{Man}\alpha_3(\text{Man}\alpha_6)]\text{Man}$ is in open chain form, in reduced form or derivatized in open chain form, for example reductively aminated to a spacer or carrier. In a preferred embodiment mannose comprising mannan or phosphomannan oligosaccharide sequence is used. The mannan or phosphomannan comprises preferentially α -linked
20 mannose. The mannan or phosphomannan is preferably from non-harmful yeast such as baker's yeast (*S. cerevisiae*).

Results about the binding specificities of diarrhea causing *Helicobacter* species

- 25 The major aim of the present invention is to provide therapies for diarrheas caused by various types of pathogens. The inventor chose diarrhea causing *Helicobacter* species to reveal receptor types which could be shared with totally different types of bacteria and could be involved even zoonotic infections spreading from other species. The zoonotic *Helicobacter* species are targets for developing also animal therapies, especially for
30 preventing zoonotic infections. The present invention finds out special classes of receptors which are associated with risk of zoonotic infections. These include a family of galactose based receptors with possible sialic acid modifications.

- The present invention is also related to *non-H. pylori Helicobacter* species, especially to
35 enterohepatically infecting ones causing diarrheas and liver diseases. Typically these bacteria, referred as *zHelicobacter* (*zHelicobacteria* in plural), are zoonotically active infecting both human and animals, such as cattle and pets, preferred pet animals are cats and dogs. In a separate embodiment the present invention is directed to the treatment of gastric infections caused by

zHelicobacteria. The prior art is directed to different species of gastric bacteria such as *H. pylori*, *H. mustelae* (a non-zoonotic gastric pathogen of ferrets), and various non-*Helicobacter* species infecting the intestinal tract such as various types of *Escherichia coli* causing diarrheas. Different species of bacteria have different binding specificities and the receptors of *zHelicobacteria* are not known from prior art. Especially big differences could be expected between bacteria infecting different localizations in gastrointestinal tract or belonging to totally different families such as *Helicobacter* and *E. coli*. The present invention revealed different binding specificity profiles between *zHelicobacter* and *H. pylori*. The zoonotic bacteria reveal a specific group of receptors of zoonotic bacteria.

The group of *zHelicobacter* does not include species-specific human *Helicobacter pylori*. The present invention is further not directed to the infection of ferrets by *H. mustelae* as this is not an infection of a pet animal or cattle with a risk of zoonosis due to contact with human. The *zHelicobacteria* are infecting human and/or, preferably and, pet animals of human and have zoonotic capacity to infect humans, especially persons with weak immune system. The present invention characterizes the carbohydrate binding specificities of *zHelicobacter* which are able to mediate the cross-species infective actions of the bacteria.

Overview of results

The inventors analysed binding specificities of several *zHelicobacter* species towards a library of glycolipids in a TLC-overlay assay.

It has been established previously that both *H. pylori* and *H. mustelae* bind gangliotetraosylceramide binding was demonstrated for *H. felis*, *H. canis* and *H. hepaticus* and *H. bilis* (Table 3). Furthermore, in common with *H. pylori* we found that both gastric and enterohepatic *Helicobacter* spp. tested were capable of binding to lactotetraosylceramide, lactosylceramide with phytosphingosine and/or hydroxy fatty acids and isoglobotriaosylceramide. In contrast, binding to Le^b glycosphingolipid was only observed for *H. pylori* CCUG 17875 (Table 3).

The binding of certain *H. pylori* strains to slow-migrating gangliosides in the acid glycosphingolipid fraction of human granulocytes is sialic acid-dependent (Miller-Podraza *et al.*, 1999), and this fraction was therefore used as an indicator of sialic acid-recognition. The sialylated structures in human granulocytes are mainly NeuNAc α 3Gal- and NeuNAc α 6Gal. Binding to this fraction was noted for *H. hepaticus* CCUG 33637 (exemplified in Fig. 4B. lane 1) and *H. pylori* CCUG 17874 and occasionally for *H. mustelae* CCUG 25715 (Table 3). Sialic acid binding capacity assayed by other substances is also present in some species of *H. bilis*.

The *zHelicobacter* species were further observed to bind a linear polylactosamine glycolipid. The binding epitope is in the polylactosamine backbone as the removal of the specific terminal does not essentially effect the binding.

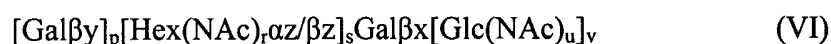
- 5 The present invention noticed that the carbohydrate specificities are also observable by various other methods in addition to the glycolipid assays. The binding were observable by assay involving protein type glycoconjugates even in cell based assay including traditional cell assay with cells from various species. These assays give results supporting the analysis of glycolipids.

10

Preferred carbohydrate structures to be used against zoonotic infections of *zHelicobacter* according to invention

β -Galactose based reseptors

- 15 According to the present invention the most common binding specificity of profile of the *zHelicobacter* species Galactose β 3/4 -based receptor includes structures according to the formula:



- 20 wherein p, r, s, u and v are each independently 0 or 1, and y is either linkage position 3 or 4, x is either linkage position 3 or 4, and z is either linkage position 3 or 4, and Hex is either Gal, or Glc ,

so that

when v is 1 and u is 0 then x is 4,

when v is 0 then s is 1 and preferably also p is 1

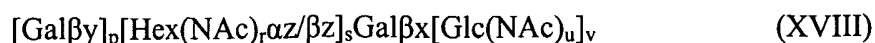
- 25 when s is 0 the also p is 0 and v is 1

when p is 1, and y=3, Hex is Gal β or Glc β and r=1, or p is 1 and y=4 and Hex is Glc β and r=1 so that the terminal Gal is β 3- or β 4- linked to GlcNAc β or the terminal Gal is β 3-linked to GalNAc β),

- 30 when p is 0 and z is 4, then Hex is Gal β and r is 1 so that the terminal monosaccharide structure is GalNAc β 4, or p =0 and z=3 so that the terminal is HexNAc/Hex α / β 3), when there is nonreducing terminal Gal β 3/4, this can be further substituted by SA α 3/6, wherein SA is a sialic acid, preferably NeuNAc, N-acetylneuraminic acid.

β -Galactose based reseptors, a combination formula:

- 35 Collectively the Galactose β 3/4 -based receptors is an oligosaccharide sequence according to formula



wherein p, r, s, u and v are each independently 0 or 1, and y is either linkage position 3 or 4, x is either linkage position 3 or 4, and z is either linkage position 3 or 4 or 6, and Hex is either Gal, Glc or SA (sialic acid),

5 so that

when v is 1 and u is 0 then x is 4

when v is 0 then s is 1 and preferably also p is 1,

when s is 0 the also p is 0 and v is 1

when p is 1, and y=3, Hex is Gal β or Glc β and r=1, or p is 1 and y=4 and Hex is Glc β and

10 r=1 (the terminal Gal is β 3- or β 4- linked to GlcNAc β or the terminal Gal is β 3-linked to GalNAc β),

when Hex is SA, z is either 3 or 6, preferably 3,

when p is 0 and z is 4, then Hex is Gal β and r is 1 (the terminal monosaccharide structure is GalNAc β 4), or p=0 and z=3 (the terminal is HexNAc/Hex α / β 3), or

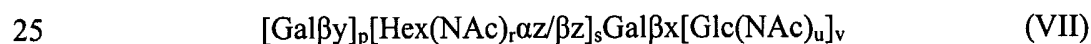
15 Hex is SA, z is 3 or 6 and the terminal structure is SA α 3Gal or SA α 6Gal.

In a preferred embodiment the Gal β -type receptor activity is a neutral oligosaccharide sequence not comprising sialic acid. In an embodiment the terminal p=0, Hex is sialic acid (SA), preferably, NeuNAc (N-acetylneuraminic acid) α 3- or α 6-linked.

20

Preferred neutral galactose based receptors according to the invention

According to the present invention the most common binding specificity profile of the *zHelicobacter* species Galactose β 3/4 -based receptor includes structures according to the formula:



wherein p, r, s, u and v are each independently 0 or 1, and y is either linkage position 3 or 4, x is either linkage position 3 or 4, and z is either linkage position 3 or 4, and Hex is either Gal, or Glc ,

so that

30 when v is 1 and u is 0 then x is 4,

when v is 0 then s is 1 and preferably also p is 1

when s is 0 the also p is 0 and v is 1

when p is 1, and y=3, Hex is Gal β or Glc β and r=1, or p is 1 and y=4 and Hex is Glc β and r=1 so that the terminal Gal is β 3- or β 4- linked to GlcNAc β or the terminal Gal is β 3-

35 linked to GalNAc β),

when p is 0 and z is 4, then Hex is Gal β and r is 1 so that the terminal monosaccharide structure is GalNAc β 4, or p=0 and z=3 so that the terminal is HexNAc/Hex α / β 3).

Major receptor types according to the invention

The formula above is further divided to major structure groups including

4. Lactose/lactosamine type carbohydrate receptor

This group further includes Lactose- receptors, and lactosamine receptors including

5 Lacto-receptors, and Neolacto receptors

5. Ganglio-receptors

6. Sialic acid receptor

Preferred lactose/lactosamine type receptors for *zHelicobacter*

10 $[Gal\beta y]_p[Hex(NAc)_r a 3]_s Gal\beta x[Glc(NAc)_u]_v$ (VIII)

wherein p, r, s, u and v are each independently 0 or 1, and y is either linkage position 3 or 4, x is either linkage position 3 or 4, and a is either alpha or beta, and Hex is either Gal or Glc.

so that

15 when p is 1, Hex is Glc β and r=1, and a is β (the terminal Gal is β 3- or β 4- linked to GlcNAc β 3)

when p is 0, then preferably

Hex is Gal, r is 0 and a is alpha (terminal structure is Gal α 3) or

Hex is Glc, r is 1 and a is beta (terminal structure is GlcNAc β 3)

20

In a preferred embodiment the lactose/lactosamine type receptors for *zHelicobacter* are according to the formula:

$[Gal\beta y]_p[GlcNAc\beta 3]_s Gal\beta x[Glc(NAc)_u]_v$ (IX)

wherein p, r, s, u and v are each independently 0 or 1, and y is either linkage position 3 or

25 4, x is either linkage position 3 or 4, so that

at least p is 1 or v is 1,

when p is 1, s is 1

When u is 0, x is 4 and the reducing end Glc is preferably linked to hydroxyl.

30 Most preferred lactose/lactosamine structures include

the human milk tetrasaccharides Gal β 4GlcNAc β 3Gal β 4Glc and Gal β 3GlcNAc β 3Gal β 4Glc and lactosylceramides.

The preferred lactosamine structures also include

oligosaccharide sequences and oligosaccharides from the group Gal β 4GlcNAc,

35 Gal β 3GlcNAc, Gal β 4Glc, Gal β 4GlcNAc β 3Gal, Gal β 3GlcNAc β 3Gal,

And GlcNAc β 3Gal β 4Glc, GlcNAc β 3Gal β 4GlcNAc, Gal β 4GlcNAc β 3Gal β 4GlcNAc, and Gal β 3GlcNAc β 3Gal β 4GlcNAc.

The five receptor subgroups according to the invention for prevention of zoonotic pathogen especially for *zHelicobacter*

- a) Lactose receptors
- b) Lacto-receptors
- 5 c) Neolacto-receptors
- d) Ganglio-receptors
- e) Sialic acid-receptors

10 The present invention is also directed to the use of the five receptor types in combination so that at least 2 receptors are used. It is also preferred to use any of the receptor subtypes together with another receptor type. It is preferred to use Lactose receptor together with lactosamine receptor and/or ganglio-receptor and/or sialic acid receptor. It is further preferred to use Lactose/lactosamine receptor together with a ganglioreceptor and/or sialic acid receptor.

15 The present invention relates to a therapeutical composition comprising a purified fraction(s) of at least one, and in another embodiments of at least two or at least three compounds being or containing a pathogen inhibiting oligosaccharide sequence. When several oligosaccharide sequences are used, these are preferably selected from at least two, and in another embodiment from at least two, of the groups of pathogen receptors described above.

Lactose receptors

25 In broadest sense lactose receptors are structures comprising oligosaccharide sequence Gal β 4Glc. In a preferred embodiment lactose receptors are lactosylceramide receptors wherein the lactose structure is linked to a ceramide. More preferably there is a hydroxyl fatty acid structure present on the ceramide. The present invention is especially directed to the use of lactose receptors especially lactosylceramides comprising hydroxy fatty acids against *zHelicobacter* infections.

30 The lactosylceramide receptors according to the present invention means a lactose residue comprising molecule in which lactosyl residue is linked to a ceramide structure comprising a natural type of hydroxylfatty acid or alternatively lactosylceramide receptor means a mimetic structure of lactosylceramide in which the lactosyl residue is linked to a hydroxyl group comprising a ceramide-mimicking structure. The hydroxyl group of the hydroxyl fatty acid or ceramide mimicking structure preferentially forms a hydrogen bond with Glc-residues linked to ceramide or ceramide-mimicking structure. The lactosylceramide or mimetic structure can be substituted at position 3 or 4 of the Gal residue by natural type

oligosaccharide sequences. The lactosylceramide receptor glycolipids also includes lacto- and/or neolactoseries glycolipids comprising a hydroxyl fatty acid. In other embodiments the present invention is also directed to the use of lacto- and/or neolacto- and/or ganglioseries glycolipids comprising a lactosyl residue and a hydroxylfatty acid. The present invention is also directed to the use of analogs of lacto- or neolactoseries oligosaccharide sequences linked to the hydroxyl group comprising ceramide-mimicking structure. The present invention is also directed to the use of analogs of ganglioseries oligosaccharide sequences linked to the hydroxyl group comprising ceramide-mimicking structure. In a preferred embodiment the invention is directed to the use of non-sialylated forms of lactosylceramide receptors according to the present invention. The preferred embodiments include molecules according to the following Formula



wherein x is linkage position 3 or 4,
R₂ is ceramide comprising a hydroxyl fatty acid or an analog of a ceramide comprising a hydroxyl fatty acid and
R₁ is Gal α , Gal β , GalNAc β , GlcNAc β or longer oligosaccharide comprising one of these residues at the reducing end or Neu5X α with the proviso that preferably when R₁ is GlcNAc β or Gal α or Neu5X α then x is 3 and Neu5X is sialic acid preferably Neu5Ac or Neu5Gc.

The present invention is also directed to substances and compositions comprising polyvalent conjugates of lactose receptor according to the invention and especially polyvalent conjugates of a mimetic structure of lactosylceramide according to the present invention. Especially polyvalent conjugates of mimetic structures of lactosylceramide are preferred when the lactosylceramide or mimetic structure of lactosylceramide is linked to a polysaccharide, optionally through a spacer group. In a specific embodiment the use of polyvalent conjugates are preferred over the use of lactosylceramide glycolipids. Use of glycolipids is more difficult as there is need to prevent the diffusion of the receptors to tissues. The prevention can be, however, achieved for example by incorporating the glycolipids in medical carbon matrix or in a stabile membrane or micellar structures.

It is realized that two or even three or more receptor binding specificities according to the invention can be presented by a single lactosylceramide receptor.

The present invention is also directed to the use of lactosylceramide comprising hydroxylfatty acids and analogs and derivatives thereof for therapy of gastrointestinal

diseases, especially diarrheas and hepatobiliary diseases and more specifically diseases caused by *zHelicobacter* bacteria. In a preferred embodiment the present invention is directed to the use of a milk fraction comprising lactosylceramide comprising a hydroxylfatty acid. The milk is preferentially from a dairy animal such as a cow or any
5 other dairy animal or milk producing animal which produces hydroxyl fatty acid-containing lactosylceramide. The prior art discussed above has been directed to the use of some milk glycolipids but the prior art does not realize the usefulness of the hydroxylfatty acid-containing glycolipids against diarrhea-causing *zHelicobacter* bacteria. The lactosylceramide receptors according to the present invention are especially useful for
10 functional food or feeds as nutritional additives.

Use of partial oligosaccharide sequences

In a separate embodiment one or several of the oligosaccharide sequences according to the present invention is/are replaced by a partial oligosaccharide sequences. The partial
15 oligosaccharide sequence is in general less effective but can be used in higher concentrations. The partial oligosaccharide sequences are preferentially monosaccharides and more preferentially non-reducing pyranose formed monosaccharide residues having the same anomeric structure as a terminal monosaccharide residue in a oligosaccharide sequence according to the present invention, more preferably the non-reducing pyranose
20 formed monosaccharide residue is linked to a polyhydroxyl substance partially mimicking next monosaccharide of the corresponding oligosaccharide sequence. In a preferred embodiment the polyhydroxyl substance is a non-carbohydrate substance and most preferably the polyhydroxyl substance is a flexible hydrophilic linker described by Formula 2 in this invention. Preferred partial oligosaccharide sequences include polyvalent
25 conjugates and soluble polyvalent conjugates of the partial oligosaccharide sequences as described for the other receptor oligosaccharide sequences.

The partial oligosaccharide sequence is preferentially $\text{Man}\alpha$, and more preferentially non-reducing pyranose formed $\text{Man}\alpha$ linked to a polyhydroxyl substance partially mimicking
30 next monosaccharide of the corresponding oligosaccharide sequence. In another embodiment the partial oligosaccharide sequences is chosen from the group $\text{NeuNAc}\alpha$, $\text{Gal}\beta$, $\text{Gal}\alpha$, $\text{Fuc}\alpha$, $\text{GlcNAc}\beta$ and terminal oligosaccharide sequence $\text{Fuc}\alpha 4\text{GlcNAc}$ optionally linked to a polyhydroxyl substance partially mimicking next monosaccharide of the corresponding oligosaccharide sequence. The partial oligosaccharide sequences are
35 preferably used together with low cost oligosaccharide sequences. Preferably one partial oligosaccharide sequence in pyranose form is used together with at least one, and preferably with two oligosaccharide sequences, and most preferably with three oligosaccharide sequences, according to the present invention. In another embodiment at

least two partial oligosaccharide sequences are used with at least one oligosaccharide sequence according to the present invention. The partial oligosaccharide sequences are preferred for therapeutic uses according to the present invention, especially for feed and food uses.

5

Defining most relevant carbohydrate binding specificities with regard to the natural infection cascade

As described below any carbohydrate specificity or specificities present on a pathogen cell surface can be used to inhibit the binding of a pathogen, for example by soluble polyvalent carbohydrates using the covering method as described by the present invention.

10 However, it is especially preferred to target such carbohydrate binding specificities which are directed to relevant receptors on the tissue which is infected. This is a preferred method when monovalent substances according to the invention are used. When soluble polyvalent conjugates are used for inhibition of a pathogen cell, and the most relevant carbohydrate specificities are used the polyvalent or even oligovalent conjugate need not be large like the conjugates which are used for achieving the sterical inhibition of other receptor interactions according to the invention. The present invention demonstrates several novel carbohydrate receptor structures on glycoproteins of human intestine and connects these to the binding specificities shown by assays. In some cases the binding specificity of a certain intestinally pathogenic *E. coli* has been described but only the present invention shows its relevance to the infection by characterizing the natural receptor saccharides in human intestine. In a few cases combination of receptor structures and possible binding have been separately indicated to a certain extent. However, in these cases the characterization of potential receptors and binding specificities allow design of more effective receptor oligosaccharide sequences.

25

Most relevant carbohydrate binding specificities of human intestine

Analysis of glycoproteins from human intestine revealed unexpectedly several interesting carbohydrate receptor structures. Combination of bacterial binding data and the presence of receptor allows defining of the biologically most useful therapeutic and diagnostic structures. The six binding specificities under this category also aim to use receptor specificities which are not so common in the normal useful bacterial flora.

30

Mannose comprising N-glycans

35 Extraordinary structures such as N-glycan type structures comprising several mannoses and phosphate were characterized from glycoprotein samples of human gastrointestinal tract. Multi-mannose comprising N-glycans have not been characterized from human intestine. Presence of a phosphate residue is also a surprising feature. Phospho-mannans

have been reported to bind certain biological carbohydrate receptors, but so far such structures have not been characterized to be present in human intestine nor as natural receptors in human intestinal tissues. The present data shows that a branched multi-mannose structure is a binding receptor for diarrhea causing *E.coli* bacteria. Previous data
5 also indicates that certain bacteria such as *Escherichia coli* or *Salmonella typhimurium* can bind multi-mannose containing N-glycans. The present data concerning the presence of the mannose N-glycans in the intestine reveal the relevance of mannose binding to the pathogenesis. Substances inhibiting this binding, such as mannose or mannose analogues comprising carbohydrate oligomers or polyvalent carbohydrate conjugates, are especially
10 effective because they can inhibit the relevant carbohydrate binding between the bacterium and human.

It is also realized that the novel multi-mannose receptors, especially phosphorylated multi-mannose receptors, can be used in analysis of pathogen binding to the receptor.
15

In a specific embodiment it is also realized that the multi-mannose receptors, especially phosphorylated multi-mannose receptors, can be used as receptors or substrates for probiotic bacteria, which adhere and bind or is able to degrade the receptor structure.

20 In a specific embodiment it is also realized that the multi-mannose receptors, especially phosphorylated multi-mannose receptors, can be used for diagnostic or analytical methods to analyze the bindings of intestinal pathogens to the receptor structure and smaller derivatives or analogues thereof.

25 Sialic acid comprising receptors and sialic acid binding specificities

Potential sialic acid comprising structures have not been characterized from human intestinal glycoproteins. The present invention shows several new sialylated structures and binding of diarrhea-causing *E. coli* to these structures. The sialic acid binding specificity of any diarrhea-causing *E. coli* has not been characterized in detail. The minor reports with
30 only a few strains do not reveal the major sialic acid binding specificities according to the present invention and these specificities have not been connected with the receptor structures.

The present invention surprisingly shows that even N-glycolyl-neuraminic acid, not
35 synthesized by human body, in various oligosaccharide chains can be effectively bound by *E.coli* bacteria infecting humans. It has been suggested that N-glycolyl neuraminic acid derived from foods can be present on human tissues. Even in case of vegans who do not eat animal based foods, the NeuGc binding is useful for the inhibition of the sialic acid

binding or can be used as a polyvalent conjugate for sterical inhibition of other bindings as described by the present invention.

5 Surprisingly it could be shown that the sialic acid dependent binding specificity could be effectively inhibited by monovalent sialyl-lactose oligosaccharide.

Present invention was able to demonstrate the presence of protein linked sialylated first contact receptors in human gastrointestinal tract. The data show that the sialic acid-receptors are present and available for pathogen binding, showing the relevance of the
10 receptors for pathogenesis, especially with regard to diarrhea causing *E. coli* infections.

Gal α 4Gal- receptors of diarrhea causing *E. coli*.

This binding specificity has not been characterized for diarrhea-causing *E. coli* bacteria. Use of this oligosaccharide sequence has been known alone or as polyvalent non-soluble
15 conjugates for prevention shiga-like toxins of EHEC. The failure of the approach depends probably on the failure to effectively inhibit the bindings of the EHEC. The non-soluble carrier does not allow the polyvalent inhibition as described by the present invention using the soluble polyvalent conjugates.

20 The difference in shiga-like toxin binding to adhesion is also shown by the ability of monovalent structures to inhibit and by the fine specificity of the binding. Preferred epitopes for shiga-like toxin inhibition are trisaccharides Gal α 4Gal β 4Glc and Gal α 4Gal β 4GlcNAc. According to the present invention the adhesin of diarrhea-causing *E. coli* also recognizes the disaccharide Gal α 4Gal, as this sequence can be produced more
25 economically from natural polysaccharides than the trisaccharides. The present invention also shows that 3'-substituted forms of Gal α 4Gal such as the globoside and Forssman antigen can be commonly recognized by the adhesin while the recognition properties towards substituted Gal α 4Gal vary with toxins. The adhesin can be switched-on and switched-off in a bacterium.

30 In contrast to prior art with toxins the present invention shows effective inhibition of the Gal α 4Gal- binding by monovalent oligosaccharides. Inhibition of shiga-like toxin binding has been specifically reported not to be inhibitable monovalent Gal α 4Gal. The prior art does not describe the inhibition of one or several binding activities of EHECs together with
35 the use of Gal α 4Gal. The present invention also shows that several binding specificities are also involved with EHEC infections. The prior art has not described the use of said sequence for treatment of other diarrheal diseases caused by other diarrhea causing *E. coli* bacteria. The roles of toxins, of which shiga-like toxins are only one class, vary in

carbohydrate recognition specificities and infections caused by different types of *E.coli* such as EPEC, ETEC, etc.

5 The relevance of the epitope to natural infection is somewhat controversial, but the receptor may be present in the intestine or on the intestinal epithelium. The present invention is directed to the search of the epitope from intestinal proteins to confirm the relevance to the natural infections. Even if only small amounts of natural receptors would be present, the Gal α 4Gal-structures can be used as soluble polyvalent conjugates according to the invention to cover the bacterial surface and sterically block other
10 adhesins of the bacterium.

The fucosyl-receptors

The present invention also described a novel binding to fucosylated sequences such as the Lewis a structure. Such a binding has not been previously described for a diarrhea-causing
15 *E.coli* bacterium. The Lewis a binding has not been previously described, but potential receptor structures are known from glycolipids of human intestine. Preferred inhibitors of the binding includes the human milk oligosaccharide Gal β 3(Fuc α 4)GlcNAc β 3Gal β 4Glc.

Present invention was able to demonstrate the presence of protein linked fucosylated first
20 contact receptors in human gastrointestinal tract. The data show that the fucosyl-receptors are present and available for pathogen binding, showing the relevance of the receptors for pathogenesis, especially with regard to diarrhea causing *E. coli* infections.

Lacto-receptors and Neolacto-receptors

25 Present invention was able to demonstrate the presence of protein linked lacto- and neolacto-type first contact receptors in human gastrointestinal tract. The data show that the lacto-receptors and neolacto-receptors are present and available for pathogen binding, showing the relevance of the receptors for pathogenesis, especially with regard to diarrhea causing *E. coli* infections.

30

General binding specificities also commonly present in normal flora

Lactosylceramide and ganglio-receptors are known to bind normal bacterial flora. The use of these receptors may also reduce normal flora or probiotic bacteria and are therefore more preferred to be used in combination with probiotic bacteria or probiotic substances.
35 These receptors belong to the second contact receptor category and are most useful in connection to the other receptors described to be in the first contact receptors when the most effective treatment is needed. Gal α 4Gal structures can be also considered partially as

normal flora binding structures. In a separate embodiment Gal α 4Gal structures are used together with probiotic bacteria.

The lactosylceramide binding

- 5 The glycolipid receptor lactosylceramide comprising hydroxyl fatty acids is a novel receptor activity for diarrhea causing *E. coli*. This specificity includes 3' modified lactosylceramides, structures having modification or the elongation of the oligosaccharide chain on carbon 3 of the Gal residue in lactosylceramide. Lactosylceramide comprising hydroxyl fatty acids is known from intestinal tissue and considered as a general receptor
10 for diarrhea causing *E. coli*.

Refinement of the lacto-binding specificity and novel indications

- Previously Gal β 3GlcNAc has been proposed for EPEC inhibition by using neoglycoprotein comprising this disaccharide as a chemical non-natural conjugate. The
15 present invention showed effective binding to the longer oligosaccharide sequence Gal β 3GlcNAc β 3Gal β 4Glc. This tetrasaccharide can be used for inhibition of the lacto-binding of the diarrhea causing *E. coli* also in the monovalent state. The present invention shows that inhibiting the lacto binding of EHEC can be used for treatment of diseases caused by EHEC such as HUS, haemolytic uremic syndrome. Inhibition of the lacto-
20 binding is also useful against ETEC, EIEC, and EAEC.

Refinement of the neolacto-binding of *E. coli* and novel indications.

- Previously Gal β 4GlcNAc has been proposed for EPEC inhibition by using neoglycoprotein comprising this disaccharide as chemical non-natural conjugate. Lacto-N-
25 neotetraose can inhibit binding of EPEC to a cultured epithelial cell line, but based on this finding the relevance of the binding cannot be shown. The glycosylations of the cultured cells vary and are not necessarily even close to natural glycosylation of the tissue from which it originates. According to the present invention it is possible to use lacto-N-neotetraose to inhibit EPEC binding. According to present invention the disaccharide
30 sequence Gal β 4GlcNAc and oligosaccharide sequences comprising this disaccharide sequence can be used to inhibit EHEC, ETEC and other diarrhea-causing *E. coli*. The present invention also shows a novel variation for neolacto binding comprising terminal GlcNAc structures such as GlcNAc β 3Gal β 4GlcNAc and
GlcNAc β 3Gal β 4GlcNAc β 3Gal β 4Glc. It is also found for the first time that linear β 3-
35 linked poly-N-acetyllactosamines, Gal β 4GlcNAc[β 3Gal β 4GlcNAc] $_n$ β 3Gal β 4Glc where in n is integer and $n \geq 1$, are receptors for diarrhea causing *E. coli* strains, the terminal Gal can be substituted by other monosaccharide residues. Preferred monovalent inhibitors comprises GlcNAc β 3Gal β 4GlcNAc β 3Gal β 4Glc, which has been reported from milk of

buffalo, and mixtures comprising GlcNAc β 3Gal β 4GlcNAc β 3Gal β 4Glc and Gal β 4GlcNAc β 3Gal β 4Glc.

Novel indications for ganglio-receptor inhibitors of pathogens

- 5 Gangliobinding has been shown for several strains of EPECs and ETECs. The present invention widens the binding spectrum of the ganglio-saccharides to the EHEC type and especially to the EIEC and EAEC types of *E. coli*.

Inhibition of pathogens by monovalent receptors

- 10 It is generally believed that the carbohydrate bindings to their receptors and especially the bindings of pathogenic bacteria are quite weak as monovalent interactions. It has been shown that for example binding of the Shiga-like toxin of *E. coli* to cultivated cells, can be only inhibited by very high density polyvalent carbohydrate conjugates of the Gal α 4Gal-sequence.
- 15 The present invention shows that especially the frequent binding specificities of diarrhea causing *E. coli* to Neolacto-receptors, Globo-receptors, Lacto-receptors and Sialic acid-receptors are specifically inhibitable. The inhibition can be achieved by relatively low concentrations of monovalent oligosaccharides. The oligosaccharides have inhibitory
- 20 activity even at 0.3 mM final concentration under the in vitro testing conditions with natural glycolipid receptors. General useful concentration ranges estimated from the experiments are as follows. Useful concentration range is under about 3 mM, more preferably under 2 mM, and even more preferably 1.5 mM or under. The invention is further directed to preferred concentrations under 1.0 mM and under 0.5 mM, a preferred
- 25 concentration is of about 0.3 mM. The preferred lower limit of the concentration is above 0.005 mM more preferably above 0.010 mM and more preferably above 0.1 mM and most preferably above 0.1 mM. The invention is specifically directed to use of monovalent oligosaccharides at useful concentration as described, especially at concentrations under 2 mm and 1 mM. The concentration or the amount of the oligosaccharide can be further
- 30 optimised for a specific oligosaccharide to avoid excessive use of the saccharides. The oligosaccharides may be used within preferred concentration ranges for monovalent inhibition so that the concentrations are adjusted closer to concentrations present in human milk or for example bovine milk. Some preferred concentrations and amount based on milk data are described elsewhere by the invention. The use of the oligosaccharides at milk
- 35 concentrations is especially useful as these concentrations may be regarded as safe.
1. The bacterial adhesion binding specificities are inhibitable with monovalent oligosaccharides.

2. The bacterial adhesion binding specificities are inhibitable by relatively low concentrations of free monovalent oligosaccharide sequences.

5 The specific inhibition of the receptor binding specificities, especially the frequent binding specificities described by the examples further indicates that:

1. The binding specificities are separate and
2. The frequent binding specificities are independent of the glycolipid carrier or any other carrier structure
3. For therapeutic application each binding specificity toward receptor family described by
10 the invention need to be inhibited separately.

The inventors further show by using combinations of the frequent binding specificities that the oligosaccharide inhibitors inhibit the bacterial binding simultaneously. The data indicates that

- 15 1. A single bacterial strain or batch can simultaneously express multiple inhibitable binding specificities. The prior art lacks experiments showing simultaneous binding and inhibition of the bacterial binding. As the invention also revealed that the binding specificities can be swithed on a single strain of and vary randomly between strains, any attempt to combine past data from different experiment performed at different times has no scientific
20 relevance.
2. The tested oligosaccharides do not have interactions with each other which could prevent the simultaneous inhibition.

An approach using monovalent oligosaccharide sequences could save costs of synthesis when the construct is prepared. Polyvalent conjugates may also comprise non-natural and
25 non-biodegradable linker structures which may cause side effects or regulatory problems. In general it is desired that the monovalent oligosaccharide should be active at low concentrations that would allow cost effective use of the oligosaccharide. The monovalent oligosaccharide means here also monovalent conjugates of the oligosaccharide, for example glycosylamines or glycosylamides or methyl glycosides or other glycosides
30 including other N-glycosides, C-glycosides or S-glycosides, or for example active derivatives in which the reducing end is modified by reduction or reductive amination. If the reducing –end monosaccharide residue is reduced, it may be used as a spacer outside of the binding active carbohydrate epitope. Such an approach would require the use of an oligosaccharide which is at least one monosaccharide residue longer than the desired
35 receptor epitope in the oligosaccharide sequence.

The present invention demonstrates that unexpectedly high affinity monovalent binding activities can be found and that monovalent carbohydrates can be used in relatively low

concentrations to inhibit the bindings. Preferred monovalent substances comprise one or several terminal non-reducing end sequences chosen from the group: Gal α 4Gal, Gal α 4Gal α 4Gal, Gal α 4Gal β 4Glc, Gal α 4Gal β 4Glc, alpha-linked sialic acid, Neu5Ac α , Neu5Ac α 3, Neu5Ac α 6, Neu5Ac α 3Gal, Neu5Ac α 6Gal, Neu5Ac α 9Neu5Ac, Neu5Ac α 8Neu5Ac, Gal β 3GalNAc, GalNAc β 4Gal, Gal β 3GlcNAc, Gal β 3(Fuc α 4)GlcNAc, Gal β 4GlcNAc, GlcNAc β 3Gal, and GlcNAc β 3Gal β 4GlcNAc. More preferentially the monovalent substance or substances comprise(s) one or several terminal non-reducing end sequences chosen from the group: Gal α 4Gal, Gal α 4Gal α 4Gal, Gal α 4Gal β 4Glc, Gal α 4Gal β 4GlcNAc, GalNAc β 3Gal α 4Gal, GalNAc β 3Gal α 4Gal β 4Glc, Neu5Ac α 3Gal, Neu5Ac α 6Gal, Neu5Ac α 3Gal β 4Glc, Neu5Ac α 6Gal β 4Glc, Neu5Ac α 8Neu5Ac α 8Neu5Ac, Neu5Ac α 8Neu5Ac, Neu5Ac α 8/9Neu5Ac α 8/9Neu5Ac, Gal β 3GalNAc β 4Gal β 4Glc, GalNAc β 4Gal β 4Glc, Gal β 3GlcNAc β 3Gal β 4Glc, Gal β 3(Fuc α 4)GlcNAc β 3Gal β 4Glc, Gal β 4GlcNAc β 3Gal β 4Glc, GlcNAc β 3Gal β 4GlcNAc, Neu5X α 3Gal β 3GlcNAc β 3Gal β 4Glc, Neu5X α 3Gal β 4GlcNAc β 3Gal β 4Glc, Neu5X α 3Gal β 3(Fuc α 4)GlcNAc β 3Gal β 4Glc, Neu5X α 3Gal β 4(Fuc α 3)GlcNAc β 3Gal β 4Glc, Neu5X α 3Gal β 4(Fuc α 3)Glc, Neu5X α 3Gal β 4Glc Neu5X α 6Gal β 4Glc.

Most preferentially the monovalent substance one or several terminal non-reducing end sequences chosen from the group: Gal α 4Gal, Gal α 4Gal β 4Glc, Gal α 4Gal β 4GlcNAc, GalNAc β 3Gal α 4Gal, GalNAc β 3Gal α 4Gal β 4Glc, Neu5Ac α 3Gal β 3GlcNAc β 3Gal β 4Glc, Neu5Ac α 3Gal β 4GlcNAc β 3Gal β 4Glc, Neu5Ac α 3Gal β 3(Fuc α 4)GlcNAc β 3Gal β 4Glc, Neu5Ac α 3Gal β 4(Fuc α 3)GlcNAc β 3Gal β 4Glc, Neu5Ac α 3Gal β 4(Fuc α 3)Glc, Neu5Ac α 3Gal β 4Glc, Neu5Ac α 6Gal β 4Glc, Gal β 3GalNAc β 4Gal β 4Glc, GalNAc β 4Gal β 4Glc, Gal β 3GlcNAc β 3Gal β 4Glc, Gal β 3(Fuc α 4)GlcNAc β 3Gal β 4Glc, Gal β 4GlcNAc β 3Gal β 4Glc, and GlcNAc β 3Gal β 4GlcNAc3Gal β 4Glc.

This group comprises natural Gal α 4Gal sequences, natural type asialo ganglioside sequences and oligosaccharides which are present in animal or human milk. The preferred monovalent substances also comprise Man α 3Man and Man α 3(Man α 6)Man oligosaccharide sequence structures.

30

In another embodiment the oligosaccharide sequences are chosen from cheap natural sources. Pectin oligosaccharides in which the carboxylic acid groups has been reduced is an example of low cost oligosaccharides, the reduced pectin oligosaccharides have the sequences Gal[α 4Gal] $_n$, wherein n is an integer from 1-about 10, it is noted that even larger oligosaccharides could be used but these are not so effective in general. Methods to reduce pectin in ester form, for example as a natural methanol ester, or by a carbodiimide have been reported. Large pectin polysaccharides can be degraded to oligosaccharides for example by chemical hydrolysis or enzymatically by pectinases. Gal α 4Gal oligosaccharide

35

sequences or analogs or partial oligosaccharide sequences from natural sources for example from okra plant are also preferred for uses according to the present invention. The cheap natural sources also include polysialic acid produced by bacteria. These have polymeric sequences Neu5Ac[α 8Neu5Ac]_n or Neu5Ac[α 9Neu5Ac]_n or Neu5Ac with alternating α 9- and α 8-bonds. Polysialic acid may comprise intrachain binding and a specific embodiment is targeted to the use of polysialic acid as polymeric inhibitor. Polysaccharides can be degraded to oligosaccharides or lower molecular weight polysaccharides by methods known in art. Yeast mannan and phosphomannan or oligosaccharides derived thereof are preferred from low-cost natural sources for uses according to the present invention. The low-cost natural oligosaccharide sequences are especially preferred for nutritional, food and feed applications.

Treatment of unknown pathogens

The carbohydrate compositions and substances are especially aimed for treatment of pathogen infections when the pathogen or pathogens causing the infection is or are not known. In many cases it is not possible to diagnose the pathogen and treatment has to be started before the results from diagnosis can be obtained. In under developed countries the diagnostics may not be available or may be too expensive. The availability of diagnostics may be also limited under war conditions or in distant regions with low populations. The compositions and substances according to the invention can be used to relieve symptoms of infections caused by numerous different pathogens. The present invention is especially directed to the treatment of diseases, preferentially gastrointestinal diseases such as diarrheas, when the pathogen is non-typable pathogen or pathogenic *E. coli*.

Synergistic effects of manipulating several carbohydrate receptor bindings

The first synergistic effect is the unexpectedly high efficiency in inhibition or binding to a single pathogen which represent several adhesins binding to cell surfaces of a patient. In traditional inhibition attempts with single oligosaccharide epitopes the pathogen usually has additional carbohydrate binding specificities which may allow it to survive in the tissue. The prevention or inhibition of the binding is more effective when as many binding components as possible are inhibited. When a polyvalent conjugate is used the highest affinity part of the conjugate targets possible receptor oligosaccharide sequences with lower affinity to the surface of the pathogen. When the inhibition cover most of the binding mechanisms of the pathogen, the inhibition exceeds a threshold value allowing the pathogen mass to be flushed away by liquids of the tissue, causing a dramatic preventive effect against the pathogen. When the invention is used to inhibit simultaneously a microbe and a toxin involved in the same disease, the disease is relieved by two means, i.e. removal of both the bacterium and the toxin.

The use of two or more oligosaccharide sequences has also a synergistic effect against the development of resistance against the inhibition therapy. The development of resistance is a common problem in current antibiotic therapies. When there are limited amount of
5 potential carbohydrate receptors for a pathogen in a target tissue, the therapies with two or more oligosaccharides can be used so that the bacteria have no choice left for the adhesion to the tissues.

When two or more oligosaccharides are used against several pathogens, synergistic
10 inhibition effects are produced. When several pathogens are infecting simultaneously, the pathogens/infections are often supporting each other.

Besides the effects between pathogen and host tissues or between pathogens or pathogens and normal flora, the synergistic effect for inhibition of pathogens may occur by interaction with the immune defence of the patient. The pathogens may weaken the cells of
15 the immune defence.

The coinfection situation may involve several carbohydrate interactions which can be manipulated. For example, cells infected by influenza virus are more effectively coinfecting by several pathogenic bacteria of lungs. It has been suggested that sialidase of the
20 influenza virus could reveal non-sialylated receptors for the bacteria on the infected lung cells. The virus may also use its hemagglutinin receptors for binding to granulocytes creating an interaction which can lead to dysfunction of the leukocyte.

Methods involving synergistic effects to inhibit binding of pathogens

25 1.Synergistic effects of at least two receptor carbohydrates against a single pathogen which has several binding activities.

- a) Simultaneous inhibition of at least two binding specificities present on the same pathogen effectively inhibits alternative binding specificities of the pathogen when at least two binding specificities are present at the same time.
- 30 b) Similarly, the inhibition of at least two binding specificities of a pathogen is desired when second binding specificity may arise in a situation when first binding specificity is inhibited. A cell pathogen like a bacterium may even be able to switch on the first binding specificity. While the first binding specificity may be switched off by inhibition using the covering method, which is described for polyvalent soluble carbohydrates in 3 below, it is
35 not possible by single polyvalent carbohydrate against the first specificity. Such switching may occur for example by a phase variation of a bacterium. Switching the binding would be useful for a pathogenic cell which can use several carbohydrate receptors since production of carbohydrate adhesins for receptors which are not present would consume

energy unnecessarily. The inventors noticed that the binding specificities according to the invention can be switched off in strains of *E. coli* causing diarrhea. Therefore it is useful to use several binding oligosaccharide sequences, especially oligosaccharide sequences according to the invention to inhibit the binding of the bacteria causing diarrheas and other
5 intestinal diseases. The invention reveals that any of the binding specificities of the numerous bacterial strains studied may be switched of by random fashion. During longer cultivation all the binding specificities may be switched off.

c) The invention reveals that the binding specificities are not stably expressed in different
10 strains of bacteria even among the same indication. This further emphasizes the need of multiple inhibitors, especially monovalent inhibitors for effective therapy.

d) Inhibition of the receptor on different levels of the infection. As a special case about the inhibition of pathogens, especially bacteria and viruses causing intestinal diseases such as
15 diarrheas, the invention shows that it is useful to inhibit the pathogen binding on two receptor levels. The first binding interactions occur on the outer part of the carbohydrate matrix covering cell surfaces. This outer part comprises oligosaccharide sequences of glycoproteins, and possibly some polyglycosylceramide type of structures. The first binding interactions are here called first contact and the receptors involved in the first
20 binding are here called first contact receptors. The second binding interactions, here called second contact, occur with medium sized and small glycolipids on the cell membrane surface. The small and medium sized glycolipid receptors are here called the second contact receptors. The prior art does not describe these structurally characterized oligosaccharide sequences as first contact bacterial receptors from human intestine or
25 gastrointestinal tract.

The invention shows that several novel first contact receptors among the receptor types according to the invention are present on human intestinal mucin glycoproteins. The novel receptors include mannose-comprising oligosaccharide sequences, Gal β 3GlcNAc,
30 Gal β 4GlcNAc, Lewis a, and sialylated glycoprotein oligosaccharide sequences. More preferred receptors are involved in the first binding interactions. The binding to the glycoprotein receptors is on a different level of the binding interactions than the binding to shorter chain oligosaccharide sequences of the cell surface glycolipids. It is noticed that Gal β 3GlcNAc, Gal β 4GlcNAc, Lewis a, and sialylated glycoprotein oligosaccharide
35 sequences may also be present on long chain poly lactosamine glycolipids and on shorter chain glycolipids. The carbohydrate structures which are totally or at least mostly expressed as second contact receptors include the lactosylceramide receptors, the ganglio-binding receptors and the globo-binding receptors.

According to a specific embodiment it is preferred to use the primary contact receptors, preferentially at least two of these to inhibit effectively primary contact and the infections. The present invention shows for the first time several first contact receptors from human intestine:
5 multi-mannose receptor, neolacto, lacto-, Lewis a and sialic acid binding receptors.

It is also realized that the novel first contact receptors are useful for search of other pathogen bindings towards these. When a binding structure has been found the receptor
10 saccharide can be used for inhibitor design as described here for *E. coli* bacteria.

Underfucosylated receptors

A preferred group among the preferred first contact receptors are underfucosylated receptors such as neolacto, lacto and Lewis a oligosaccharide sequences. These are more
15 common in persons who are negative for fucosyltransferases like secretor $\alpha 2$ -Fuc-T and Lewis-blood group fucosyltransferase. Persons with underglycosylated gastrointestinal tracts are more prone to infections. The present invention shows a reason for that and a potential therapy. Pathogenic *E. coli* can be inhibited by one or more of several of the following oligosaccharides or conjugates, preferentially polyvalent conjugates, thereof:
20 Lacto-N-tetraose, Lacto-N-neotetraose, $\text{Gal}\beta 3(\text{Fuc}\alpha 4)\text{GlcNAc}\beta 3\text{Gal}\beta 4\text{Glc}$.

The present invention describes for the first time therapies for a novel indication, increased infections due to under modified lactosamine sequences, especially underfucosylation of epithelial lactosamine sequences. The invention is especially directed
25 to treatment of persons who are Lewis fucosyltransferase (fucosyltransferase III) negative and or secretor fucosyltransferase negative. Similar underfucosylated sequences acting as pathogen receptors on epithelial cells can occur when a human patient is negative for other fucosyltransferases, especially fucosyltransferase V and/or fucosyltransferase VI. The present invention is directed to prevent intestinal pathogen adhesion by inhibiting pathogen
30 or pathogens by carbohydrates comprising one or more oligosaccharide sequences chosen from the group neolacto receptors, lacto receptors and fucose receptors when the structures in a patient has increased.

In a preferred embodiment one or several more active elongated oligosaccharide sequences according to the formula $\text{Gal}\beta x(\text{Fuc}\alpha 4)_n\text{GlcNAc}\beta R$, wherein independently x is linkage
35 position 3 or 4, n is = 0 or 1, with the provision that when x=4, then n=0; and R is a monosaccharide residue or oligosaccharide or conjugate thereof, preferentially R, linked to $\text{GlcNAc}\beta$, comprises $3\text{Gal}(\text{NAc})_m$ and m is independently 0 or 1, are used. Preferred sequences are $\text{Gal}\beta x(\text{Fuc}\alpha 4)_n\text{GlcNAc}\beta 3\text{Gal}$, $\text{Gal}\beta x(\text{Fuc}\alpha 4)_n\text{GlcNAc}\beta 3\text{Gal}\beta 4\text{Glc}$,

Gal β x(Fuc α 4)_nGlcNAc β 3Gal β 4GlcNAc, Gal β x(Fuc α 4)_nGlcNAc β 3Gal β 3GlcNAc,
Gal β x(Fuc α 4)_nGlcNAc β 3Gal β 4GlcNAc β 3Gal β 4Glc,
Gal β x(Fuc α 4)_nGlcNAc β 3Gal β 3GlcNAc β 3Gal β 4Glc and
Gal β x(Fuc α 4)_nGlcNAc β 3GalNAc.

5

Preferentially two oligosaccharide sequences are used. Preferred combinations of the two oligosaccharide sequences include non-reducing end terminal oligosaccharide sequences Gal β 4GlcNAc β 3Gal and Gal β 3GlcNAc β 3Gal, where these sequences represent both undermodified or underfucosylated type 1 and type 2 N-acetyllactosamines and serve as
10 receptors for intestinal pathogens. Another preferred combination is Gal β 3GlcNAc β 3Gal and Gal β 3(Fuc α 4)GlcNAc comprising type 1 lactosamines which are especially common in intestine. In a preferred embodiment all three oligosaccharide sequences are used.

In the present invention it is realised for the first time that

15

1. Single pathogens, especially pathogenic bacteria infecting human gastrointestinal tract such as intestinal diarrheagenic *E. coli* bind to the limited number of specific oligosaccharide receptors present on the target tissue. Several receptor binding specificities are simultaneously functional.

20

2. The oligosaccharide sequences as polyvalent conjugates or in immunologically active compositions may also activate the immune defense, for example in intestine, which may target several types of pathogens such as bacteria or fungi. Carbohydrates can especially be used to activate non-specific immune defence reactions.

25

3. Polyvalent soluble carbohydrates comprising common carbohydrate receptor or receptors for carbohydrate binding activity present on a pathogen, which has possibility for several types of binding interactions with patient, can be used to coat the bacterium. When the surface of the bacterium is covered by the polyvalent soluble carbohydrate, the other
30 binding interactions are sterically inhibited. The steric inhibition requires suitable molecular weight, in general the molecular weight should be high enough to be able to effectively inhibit, on the other hand the molecular weight in certain applications should be low enough to allow effective diffusion of the soluble carbohydrate. The covering soluble polyvalent carbohydrate can bind several pathogens together making an agglutinate which
35 is removed for example with mucin secretion on lung or intestinal epithelium. Several pathogens can comprise several different species or strains of pathogens or several cells or several protein pathogens of the same species, strain or type.

4. The use of an inhibiting carbohydrate against a single pathogen in a coinfection situation can enhance the infections of other coinfecting pathogens which are not inhibited but are getting more room to expand. Prevention of one pathogen has also a synergistic effect against a coinfecting pathogen when there is an adhesion, which may be inhibited or used
- 5 to flush several bacteria together. When using polyvalent soluble carbohydrates complexes may be formed between the coinfecting pathogens. When one or preferably at least two carbohydrates are used against all the coinfecting pathogens the infection is weakened much more effectively than when only one interaction is targeted. The synergistic effect of inhibiting coinfection by at least two carbohydrate sequences which can inhibit all the
- 10 coinfecting bacteria is useful for the situation with at least two co-infecting pathogens for prevention of for example severe pneumonias or diarrheas.

Preferred combinations of inhibitors of diarrhea causing *E.coli*

- 15 Because of the different contact levels in infections, combinations of first contact receptor oligosaccharides can be preferred. The first contact receptors are more easily available for bacterial binding and preferred targets for inhibition. The present invention is also directed to the treatment or prevention of infections, wherein the first contact receptors of the pathogen adhesion to human gastric epithelium is blocked, especially by using at least two
- 20 of oligosaccharide receptors chosen from the group: lacto receptors, neolacto receptors, fucose-receptors, sialic acid receptors, and mannose receptors, more preferably at least three oligosaccharide receptors from the group are chosen and most preferably at least four oligosaccharide from the group are chosen. In another embodiment, at least one of the first contact receptors and more preferably at least two of the first contact receptors is/are used
- 25 together with at least one of the second contact receptors in the group Gal α 4Gal-receptors, lactosylceramide-receptors and ganglio receptors. In a separate embodiment at least two second contact receptors chosen from the group Gal α 4Gal-receptors, lactosylceramide-receptors and ganglio receptors are used optionally with a probiotic bacterium or with a prebiotic substance.

- 30 The prevention or treatment of infections such as diarrhea caused by *E. coli* and diagnosis of diarrheagenic *E. coli* is also preferred by using at least two of oligosaccharide receptors chosen from the group: Gal α 4Gal-receptors, lacto receptors, neolacto receptors, fucose receptors, sialic acid receptors, and mannose receptors. These are preferred in certain
- 35 cases because lactosylceramide-receptors and ganglio receptors are also associated with normal flora interactions.

In a preferred embodiment the prevention or treatment of infections such as diarrhea caused by *E. coli* and diagnosis of diarrheagenic *E. coli* is performed by using at least two oligosaccharide receptors chosen from the groups

- 5 a. lacto receptors, neolacto receptors and mannose receptors;
 b. fucose receptors, Gal α 4Gal-receptors, and sialic acid receptors.

So that at least one oligosaccharide receptor is from group a and one is from group b. More preferentially at least two oligosaccharide receptors are used so that at least two
10 oligosaccharide sequences are chosen from the group b. These are some preferred combinations of the pathogenesis specific receptors, which are especially aimed for treatment against specific diarrhea strains or disease types after analysis of the pathogen(s) causing the disease.

15 In a preferred embodiment the prevention or treatment of infections such as diarrhea caused by *E. coli* and diagnosis of diarrheagenic *E. coli* is performed by using at least two substances comprising different oligosaccharide sequences chosen from the oligosaccharides present in human milk or in milk of a dairy animal. Preferred free oligosaccharides from milks include several lacto receptors, neolacto receptors, fucose
20 receptors, sialic acid receptors and the lactosylceramide receptor glycolipids. In a preferred embodiment the milk type oligosaccharide sequences are used together with one or several non-milk oligosaccharide sequences, more preferentially with one oligosaccharide sequences selected from the group consisting of: Neu5Ac α 8Neu5Ac, Gal α 4Gal, and mannose receptor oligosaccharide sequences.

25 In a preferred embodiment the prevention or treatment of infections such as diarrhea caused by *E. coli* and diagnosis of diarrheagenic *E. coli* is performed by using at least two low cost substances chosen from the group Gal α 4Gal-receptors, lacto receptors, neolacto receptors, and mannose receptors, more preferably the low cost substances are a
30 Gal α 4Gal-receptor, and a mannose receptor.

Use of at least two receptor oligosaccharide sequences according to the present invention when one of the oligosaccharide sequences is a fucose receptor according to the present invention is preferred because the sequence is a common natural first contact receptor.

35 Use of at least two receptor oligosaccharide sequences according to the present invention when one of the oligosaccharide sequences is a Gal α 4Gal receptor according to the present invention is preferred because the sequence is an especially effective receptor for *E. coli*.

Use of at least two receptor oligosaccharide sequences according to the present invention when one of the oligosaccharide sequences is a high affinity type neolacto-receptors according to the present invention is preferred because the sequences are an especially effective receptor for human diarrheagenic *E. coli*.

Use of at least two receptor oligosaccharide sequences according to the present invention when one of the oligosaccharide sequences is a high affinity type of lacto-receptors according to the present invention is preferred because the sequences are an especially effective receptor for human diarrheagenic *E. coli*.

Use of at least two receptor oligosaccharide sequences according to the present invention when one of the oligosaccharide sequences comprises a Neu5Gc receptor according to the present invention is preferred because the sequence is an especially effective receptor for human diarrheagenic *E. coli*.

The combinations of the lacto receptors, neolacto receptors and fucose receptors are preferred as under-modified sequences as described above.

Polyvalent carriers and conjugates

In a preferred embodiment the pathogen inhibiting/pathogen receptor oligosaccharide sequence or sequences are linked to a polyvalent carrier, more preferentially at least two pathogen inhibiting oligosaccharide sequences. In a specific embodiment at least two pathogen inhibiting oligosaccharide sequences are linked to the same polyvalent carrier. The polyvalent carrier is preferentially a carbohydrate carrier such as polysaccharide or an oligosaccharide, in a preferred embodiment the carbohydrate carrier is soluble carbohydrate carrier. The carbohydrate carrier is in a preferred embodiment a bacterial polysaccharide.

In another embodiment the pathogen inhibiting oligosaccharide sequence or pathogen inhibiting oligosaccharide sequences are expressed on a particle carrier. The particle carrier is preferably a carbohydrate particle, a synthetic polymer particle or a cell. The cell is preferably a bacterial cell or a yeast cell. The preferred diameter of the particle is between 10 nm and 10 micrometers.

The polyvalent conjugates are preferentially designed to be non-antigenic, and non-immunogenic, so that the only minor immune reactions or no immune reactions at all are

caused by the conjugates. Other preferred properties of the polysaccharides include low toxicity of the polysaccharide and/or its degradation products.

5 The polyvalent conjugates which are aimed to inhibit bacteria are designed to avoid carbohydrates binding specificity or specificities of the epithelium when the carbohydrate binding specificity can attach the conjugate to the epithelium and increase the pathologic binding of the pathogen to the tissue.

10 Bacterial exopolysaccharides or capsular polysaccharides from bacteria are preferred, especially when the bacterium is a non-pathogenic bacterium such as lactic acid bacterium. Several of the oligosaccharide receptors according to the invention are known from bacterial polysaccharides. The invention is also directed to the engineering of the receptor oligosaccharide epitopes on bacterial polysaccharides, especially polysaccharides of non-pathogens such as lactic acid bacteria. The engineering may be done genetically or by
15 chemical modification of the polysaccharides, for example by specific hydrolysis or glycosyltransferase reactions. According to present invention it is possible to use a bacterial polysaccharide or mixture of bacterial polysaccharides which comprises at least two receptor oligosaccharides according to the present invention. It is more preferred to use a bacterial polysaccharide or mixture of bacterial polysaccharides which comprises at
20 least three receptor oligosaccharide sequences and in another embodiment at least four receptor oligosaccharide sequences according to the present invention.

Preferred polysaccharide substances comprising NeuNAc α 6Gal- or NeuNAc α 3Gal comprise NeuNAc α 6Gal β 4/3GlcNAc, NeuNAc α 3Gal β 4/3GlcNAc, NeuNAc α 6Gal β 4/3Glc or NeuNAc α 3Gal β 4/3Glc linked to a polysaccharide. Such
25 polysaccharides with NeuNAc3Gal are already present on certain exopolysaccharides of type B *Streptococcus*- species. Similar polysaccharides can be expressed on non-pathogens such as lactic acid bacteria. NeuNAc α 6Gal- containing species are more preferred since these can be produced by desialylating totally or partially NeuNAc α 3Gal β 4GlcNAc- containing polysaccharides and resialylating with a transferase sialylating at 6-position of
30 Gal such as a α 6-sialyltransferase. Alternatively a non-sialylated polysaccharide comprising terminal Gal β 4/3GlcNAc or Gal β 4/3Glc can be sialylated. Non-sialylated bacterial polysaccharides or polysaccharide derivatives comprising oligosaccharide sequences according to present invention such as Gal β 4/3GlcNAc, Gal β 4Glc, and Gal β 3GalNAc or larger oligosaccharide sequences according to present invention are also
35 preferred for use according to the present invention. In preferred embodiment partially sialylated polysaccharide comprising Gal β 4/3GlcNAc or/and Gal β 4Glc-sequences are used.

In another embodiment an antigenic or immuno stimulating or modulating carbohydrate conjugate is included. The antigenic or immunogenic carbohydrate conjugate is in a specific embodiment covalently conjugated to one or several oligosaccharide sequences according to the invention.

5

Polyvalent conjugates for cross-linking pathogens to immune cells or to immune defence proteins

Alternatively the carbohydrate compositions can be used to cross-link the pathogens to immune cells such as various types of leukocytes, or immune defence proteins such as antibodies, immune lectins or other pathogen inhibiting agents and thus inhibit the pathogen.

10

Several receptors for pathogens have been reported from the surfaces of immune cells. Preferred receptors on immune cells are aimed for destruction of the pathogen, such as phagocytosis receptors. The polyvalent or oligovalent oligosaccharide sequences are preferably not so large that they could prevent the phagocytosis or destruction of infecting pathogen. Such receptor includes mannose receptor on macrophages, receptors of natural killer cells which bind N-acetylglucosamine. It is obvious that several natural and synthetic carbohydrates can be used as analogs of these sequences. The preferred carbohydrates binding to the mannose receptors comprise terminal monosaccharide or monosaccharide analogs containing at least two free axial hydroxyl groups. The polyvalent carbohydrate sequences to be used for binding to immune cells include polyvalent conjugates comprising mannose, fucose, N-acetylglucosamine, N-acetylmannosamine or glucose. More preferentially the monosaccharides are chosen so that these are natural components present in human biology, mannose is D-mannopyranose, fucose is L-fucopyranose, N-acetyl-D-glucosaminopyranose, N-acetyl-D-mannosaminopyranose and glucose is D-glucopyranose. In the most preferred embodiment the monosaccharide residues are linked by natural type glycosidic bonds to neighboring monosaccharides such as Man α 1-3, Man α 1-6, or Man α 1-2, GlcNAc β 1-3, GlcNAc β 1-2, GlcNAc β 1-6, Fuc α 1-2, Fuc α 1-3, Fuc α 1-4, Fuc α 1-6. Preferred oligosaccharide sequences comprise the terminal disaccharides Man α 1-3Man, Man α 1-6Man, Man α 1-2Man, GlcNAc β 1-3Gal, GlcNAc β 1-2Man, GlcNAc β 1-6Gal, Fuc α 1-2Gal, Fuc α 1-3GlcNAc, Fuc α 1-4GlcNAc, or Fuc α 1-6GlcNAc.

15

20

25

30

35

In a specific embodiment a polymeric carbohydrate which has binding specificity towards both the pathogen or several pathogens and a pathogenesis inhibiting immune cell or leukocyte is used to cross-link a pathogen and an immune cell. Specifically an alpha-

mannose containing carbohydrate is used for binding of bacteria such as *Salmonella* species or *E. coli* and leukocytes/complement system simultaneously.

In another embodiment the polyvalent substances comprising at least two different oligosaccharide sequences according to the invention is used for simultaneous binding of one or more types of pathogens and one or more types of immune cells capable of inhibiting the pathogen or the pathogens. More preferably one of the oligosaccharide sequences in the polyvalent substance comprising at least two different oligosaccharide sequences according to the invention is a Man α - comprising oligosaccharide sequence.

Soluble polyvalent conjugates covering and agglutinating the pathogens

Preferred polyvalent conjugates include soluble or gel forming polyvalent conjugates. More preferably the polyvalent conjugate is soluble and can cover the surface of the bacterium. Preferably the bacterium covering soluble polyvalent conjugate has at least a molecular weight of 5000 daltons, more preferably at least about 10 000 daltons and most preferably at least about 20 000 daltons. For several applications higher molecular weights should be limited because of the effective diffusion of the conjugates in the gastric mucosa. Preferred upper limits of the polyvalent conjugates are under about 300 000 daltons, more preferably under about 150 000 daltons and most preferably under 50 000 daltons. More preferred molecular weight ranges include from about 5 000 to about 50 000 daltons, from about 10 000 daltons to 50 000 daltons and most preferably from about 20 000 daltons to about 100 000 daltons. The molecular weight limits indicate that about at least 70 % of the molecules are within the desired range and more preferably at least 80 % in the desired range.

The polyvalent conjugates that can diffuse to the surface of the pathogen and cover it are especially effective in prevention pathogens when several types of bindings should be inhibited. The polyvalent conjugate or conjugates comprises carbohydrate corresponding to the most common binding activity on the pathogen or pathogens present. The covering of the surface by the polyvalent conjugate blocks sterically the other carbohydrate binding receptor or receptors on the surface of the pathogen or the pathogens. Preferably at least two pathogen covering polysaccharides are used. More preferably two different receptor oligosaccharide sequences are conjugated to the same polymer.

Most preferably the soluble polyvalent conjugate comprises a polysaccharide backbone.

The present invention is thus directed to polyvalent substances, especially soluble polyvalent substances comprising at least two receptor oligosaccharide sequences, more

preferably at least three receptor oligosaccharide sequences according to the present invention. The present invention is also directed to the polyvalent substances comprising at least four receptor oligosaccharide sequences according to the present invention.

5 Polyvalent conjugates which can induce carbohydrate binding towards itself

The present invention is also directed to carbohydrate binding specificities which can be induced in pathogen cells by polyvalent conjugates which mimic the polyvalent natural surfaces to which the pathogens aim to attach. The inducible binding specificities are not active all the time but can be activated when pathogen needs to bind the receptor.

10 According to the present invention pathogen cells, especially bacteria such as *Escherichia coli*, are able to activate such inducible receptor carbohydrate binding by contact with the receptor. A mechanism for the induction is presence of low amounts of the indicible receptors on the cell surface, which signals induction of the receptors in higher amounts.

15 For the induction of the receptor the polyvalent conjugates as described above can be used. High molecular weight conjugates are preferred when the target pathogen cell is accessible for higher molecular weight molecules in the mucin layer. For this application even non-soluble polymeric conjugates can be used when the target pathogen cell is accessible for these.

20

Therapeutic targets

The present invention is preferably targeted for treatment of intestinal infections or lung infections. The term treatment means also preventive or prophylaxis treatments. Similarly, the invention could be used for treatment of oral or other gastrointestinal infections or
25 treatment of infections of other epithelia or surfaces of the body of the patient, such as skin, or on genital surfaces such as the vagina. The invention can be even used in blood circulation of the patient, but then special care must be taken for the suitability of the substances and compositions for such use.

30 The invention is especially and preferentially directed to treatment of intestinal pathogens. The preferred intestinal pathogens cause diarrhea diseases. Preferred diarrhea causing pathogens includes all types *Escherichia coli* which cause intestinal diseases. The use of the compositions against *Escherichia coli* species including EPEC (enteropathogenic *Escherichia coli*), ETEC (enterotoxigenic *Escherichia coli*), EHEC (enterohemorrhagic *Escherichia coli*), EAEC (enteroaggregative *Escherichia coli*) and EIEC (enteroinvasive *Escherichia coli*).
35

Treatment and prevention of other non- *E.coli* infections and co-infections

It is realized that several other pathogens live in similar receptor environment, in human or even in animals, especially in gastrointestinal tract, especially in intestinal receptor environment, comprising carbohydrate receptors according to the present invention. Other, non-*E.coli*, pathogens infecting human especially human gastrointestinal tract, more specifically ones infecting the human intestine, are likely to use one or several of the receptor oligosaccharide sequences according to the present invention. Treatment of other pathogen or other pathogens according to the present invention is preferred when the pathogens bind to at least two, more preferably at least three, receptor oligosaccharide sequences according to the present invention and when there is specific benefits for using the oligosaccharide sequences as described by the present invention. Thus, the present invention is generally directed to the use of compositions comprising of compounds which comprise at least two receptor oligosaccharide sequences according to the present invention against pathogens in human gastrointestinal tract, especially in intestine.

When the pathogen is a not *E. coli* the pathogen may use or bind other receptors or analogous oligosaccharide sequences, the other oligosaccharide sequences, referred here as other receptor oligosaccharide sequences, including preferentially other oligosaccharides such as sequences $\text{Fu}\alpha 2\text{Gal}$, $\text{Fu}\alpha 3\text{GlcNAc}$, $\text{Fu}\alpha 3\text{Glc}$, ganglioseries gangliosides, and/or $\text{NeuNAc}\alpha 8\text{NeuNAc}$, more preferably the fucosylated sequences are $\text{Fu}\alpha 2\text{Gal}\beta 3/4\text{GlcNAc}$, $\text{Fu}\alpha 2\text{Gal}\beta 4\text{Glc}$, $\text{Fu}\alpha 2\text{Gal}\beta 4(\text{Fu}\alpha 3)\text{Glc}$, $\text{Gal}\beta 4(\text{Fu}\alpha 3)\text{GlcNAc}$, $\text{Fu}\alpha 2\text{Gal}\beta 3/4(\text{Fu}\alpha 4/3)\text{GlcNAc}$. The present invention is directed to the use of compositions comprising of compounds which comprise at least two receptor oligosaccharide according to the present invention together with at least one of the other receptor oligosaccharide sequences against pathogens, especially non-*E. coli* pathogens in human gastrointestinal tract, especially in intestine. The present invention is also directed to the simultaneous treatment of infections caused by at least one diarrheagenic *E. coli* and at least one non-*E.coli* pathogen.

$\text{Fu}\alpha 2\text{Gal}$ -structures bind also to other, non-*E. coli*, pathogens and they are useful for use in combinations with the substances according to the present invention. In a preferred embodiment $\text{Fu}\alpha 2\text{Gal}$ -structure or $\text{Fu}\alpha 2\text{Gal}$ -Xyl structure is derived from plant hemicellulose. The present invention is also directed to therapeutic substance comprising $\text{Fu}\alpha 2\text{Gal}$ -structure derived from plant hemicellulose. The therapeutic substance can be used in nutritional compositions including foods, feeds, beverages or in medicines or medicine like therapeutic compositions.

Other bacteria which can be targeted by the receptor carbohydrate combinations and polyvalent conjugates according to the invention include for example *Vibrio* species,

including *Vibrio cholerae*, *Campylobacter* species, including *Campylobacter jejuni*, *Salmonella* species, including *Salmonella typhimurium*, *Listeria* species, *Shigella* species, *Aeromonas* species, intestinal viruses, especially rota virus, and intestinal eukaryotic parasites including the *Entamoeba* species. The other intestinal pathogens have similar
5 binding profiles with diarrhea causing *E. coli* as shown for example by studies with hemagglutination patterns with various red cells. The other pathogens live in similar environment and use at least partially the same receptors as the diarrhea causing *E. coli*.

Many infections for example in intestine and lungs involve several pathogens. Such
10 infections are difficult to treat and may turn into chronic infections. Many diarrheas and lung diseases which may be mild infections in the beginning may develop into lethal forms of diseases. Complicated diseases are often caused by coinfection of several pathogens. It is especially preferred to use the carbohydrate compositions for treatment of two or more pathogenics, which infect or are considered to be infecting the patient. The compositions
15 according to invention can be used to inhibit two or more pathogens from the group pathogenic bacteria, toxins, viruses, fungi, or parasites, simultaneously. More preferably the compositions according to the invention inhibit at least two pathogens from the group pathogenic bacteria, toxins, and viruses, simultaneously. A preferred combination of toxins and pathogens includes toxins of *Escherichia coli* and the *Escherichia coli*- bacteria. Toxin
20 proteins comprises one or usually several lectin sites presented in ordered oligomeric manner. For example bacterial toxins such as cholera toxin or shigalike toxins contain five lectin domains in a ring-shaped protein pentamer. On bacterial surfaces the adhesion lectins or adhesins are presented in polyvalent manner. Also bacterial carbohydrates represent bioactive carbohydrate epitopes as large polyvalent conjugates like on
25 exopolysaccharides or capsular polysaccharides or lipopolysaccharides or peptidoglycans or like. No effective inhibitors are described for inhibition two or more different lectin representations. The preferred polyvalent or oligovalent conjugates are special carbohydrate conjugates.

30 According to the present invention it is also preferred to inhibit simultaneously two different pathogens. In a preferred embodiment the invention is targeted for treatment of coinfection by a virus and a bacterium. Preferably the bacterium or bacteria belong to species *Escherichia*, *Vibrio*, *Salmonella*, *Listeria*, *Shigella*, *Aeromonas*, or *Campylobacter* and it is most preferably a diarrhea causing *Escherichia coli* or several strains of
35 *Escherichia coli* and the virus is a diarrhea causing virus such as a rotavirus. Other preferred combinations include lung pathogenic bacteria, preferably *Haemophilus influenzae*, *Klebsiella pneumoniae*, *Streptococcus pneumoniae*, *Pseudomonas aeruginosa* and a lung infecting virus such as influenza virus.

The surfaces and adhesion mechanisms of the viruses and bacteria are different. The viral surface contains infective lectins in ordered surface structures on a relative small and curved surface of while the larger bacterial surface contains adhesive lectins usually in linear ordered structures like pili or flagella. Therefore the effective simultaneous prevention of viruses and bacteria is especially difficult. The present invention describes the use of special oligovalent or polyvalent compositions or substances which can be used for treatment of coinfections by viruses and bacteria. The oligovalent or polyvalent substances or compositions preferably comprise the active carbohydrates in special carbohydrate conjugates which can inhibit the bindings of two or more different lectin presentations on pathogen surface or pathogen surfaces.

Use of the receptor oligosaccharide sequences alone or in combinations for the novel indication for carbohydrate

It is realized that the receptor oligosaccharide sequences can be used as or in single substances for therapy or other applications with regard to diarrhea causing *E. coli*. The present invention describes novel general diarrhea indication in which diarrhea is caused by one of the five major types of diarrhea causing *E. coli*, namely EPEC (enteropathogenic *Escherichia coli*), ETEC (enterotoxigenic *Escherichia coli*), EHEC (enterohemorrhagic *Escherichia coli*), EAEC (enteroaggregative *Escherichia coli*) and EIEC (enteroinvasive *Escherichia coli*) and even by non-typed or non-typable wild-type strains of diarrhea causing *E. coli*.

According to present invention the receptor oligosaccharides according to the present invention can be used as single substances or as parts of single substances for treatment of infections caused by any type of diarrhea causing *E. coli* and in a preferred embodiment for treatment of infections caused by all of the five major types of diarrhea causing *E. coli*, and in a more preferred embodiment for treatment of infections caused by at least four, and in a separate embodiment by at least three, of the major types of diarrhea causing *E. coli*. The oligosaccharide sequences are also preferred for preparation of therapeutical compositions for treatment of diarrheas caused by several types of diarrhea causing *E. coli*, in case a first indication for an oligosaccharide sequence has been suggested. When the oligosaccharide sequences are used alone, the therapy is not as effective as according to present invention when combinations of the oligosaccharide sequences are used. As the general indication of using carbohydrate substances against infections caused by all or major types of diarrhea causing *E. coli* is new and inventive, the use of combinations of the receptor oligosaccharide sequences is even more new and inventive.

Use of the most novel receptor oligosaccharides alone for therapies

Several oligosaccharide sequences has been suggested as inhibitors of specific types diarrhea causing *E. coli* in prior art, the data includes contradictory results and does not
5 allow which of the substances could be used alone. The prior art does not show the relevance of the possible binding with regard to therapeutical use of even single binding specificity to make inhibitors of carbohydrate mediated pathogen binding. The prior work does not fulfil the simple primary criteria for theraphautically most relevant carbohydrate binding. The theraphautically useful carbohydrate mediated pathogen binding could be
10 considered,

- 1) if a certain strain of pathogenic bacterium (or pathogen cell) has reproducible binding specificity and
- 2) the binding specificity is present on the pathogen and
- 3) the corresponding receptor oligosaccharide sequence is present on the relevant
15 target tissue and
- 4) the relevant receptor oligosaccharide sequence on target tissue is available for the binding specificities of the pathogen.

When considering usefulness of the therapeutics, the effects of the possible inhibitor oligosaccharide sequence must be established. The present invention shows useful
20 substances and compositions for inhibition of pathogens. The prior art about potential bindings does not allow to determine effective inhibitors of pathogen binding according to the present invention. The present invention shows for the first time relevant first contact lacto-, neolacto-, fucosyl-, sialic acid-, and mannose receptors for diarrhea causing *E. coli* in human gastrointestinal tract. Lactosylceramide receptor and Gal α 4Gal-receptors for
25 tissue binding of diarrhea causing *E. coli* has not been previously described, nor specific Gal β 3GalNAc-binding. The approaches previously described for toxins does not cure the disease but can only possible relieve symptoms of the disease with specific strains of *E. coli*. The present invention is directed to use following groups of oligosaccharide sequences according to the invention also as single substances or as part of single
30 substances for treatment of general and specific indications of diarrhea causing *E. coli*.

- a) Lactosylceramide receptors
- b) Gal β 3GalNAc -receptors
- c) Gal α 4Gal-receptors
- 35 d) Lacto-receptors, preferably Gal β 3GlcNAc β 3Gal-receptors
- e) Neolacto-receptors, preferably (GlcNAc β 3)_{0 or 1}Gal β 4GlcNAc β 3Gal-receptors
- f) Fucosyl-receptors
- g) Sialic acid-receptors

h) Mannose receptors

The oligosaccharide sequences are also preferred for preparation of therapeutical compositions for treatment of diarrheas caused by several types of diarrhea causing *E. coli*,
5 in case a first indication for an oligosaccharide sequence has been suggested. When the oligosaccharide sequences are used alone, the therapy is not as effective as according to present invention when combinations of the oligosaccharide sequences are used. The invention of relevance of the specific oligosaccharide sequences also adds the inventiveness of approaches using specific combinations of the oligosaccharide sequences.
10 The relevant oligosaccharide sequences can be also used as monovalent and polyvalent inhibitors as described by the invention.

Preferred receptor oligosaccharide sequences for therapy, prevention or treatment in connection to separate diarrheagenic *E. coli* indications

15

Preferred and novel substances and compositions to be used against EHEC-infections

Present invention is also directed to the treatment of diseases caused by enterohemorrhagic *Escherichia coli*. Previously Gal α 4Gal-comprising substances have been described for blocking the shiga-like toxin of *E. coli*. Methods to use several oligosaccharide sequences especially to block the binding of the bacteria have not been previously described. In the
20 present invention several strains of EHEC were screened. Special binding profile of preferred binding specificities were found. According to the present invention these specificities among the group of eight specificities are preferred for treatment of EHEC. Substances comprising following oligosaccharide sequences are preferred for the treatment
25 of EHEC-infections: lactosylceramide receptors, ganglio receptors, lacto receptors, neolacto receptors, fucose receptors, and mannose receptors; more preferably lactosylceramide receptors, lacto-receptors, neolacto-receptors, and fucose receptors. The substances are also preferred in compositions comprising at least two receptor oligosaccharide sequences as described by the invention.

30

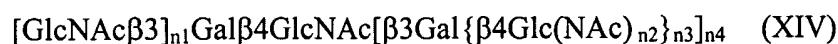
It is realized that the oligosaccharide sequences can be used together with toxin blocking oligosaccharide sequences such as Gal α 4Gal-type receptors of shiga like toxin. Several oligovalent and polyvalent oligosaccharides has been described to be effective inhibitors of the toxins especially when using Gal α 4Gal β 4Glc and Gal α 4Gal β 4GlcNAc-type
35 sequences. In the light of previous studies the toxin blocking alone is not enough for effective treatment. According to the present invention the Gal α 4Gal-type oligosaccharides are not major adhesion receptors for EHEC-adhesion and for effective treatment.

In a preferred embodiment for EHEC prevention, treatment or diagnostics at least one of the receptors in the group of lacto-receptors, neolacto- receptors and fucose-receptors are used. More preferably at least two of the receptors are used. It is also preferred to use at least three or at least four receptors. These are preferred due to higher specificity towards pathogenic organism. It is especially preferred to use the high affinity forms of the receptors selected from the group consisting of: lacto receptors, neolacto receptors and fucose receptors. The present invention is also directed to the treatment of EHEC infections by blocking the first contact receptors of the EHEC-adhesion to human gastric epithelium, especially at least one of the receptors selected from the group consisting of lacto receptors, neolacto receptors, fucose receptors and mannose receptors are used. More preferably at least two of the receptors are used. In another embodiment at least one of the first contact receptors and more preferably at least two of the first contact receptors is/are used together with at least one of the second contact receptors from the group of lactoreceptors or ganglioreceptors. In a preferred embodiment high affinity variant of the preferred receptor oligosaccharide sequences according to the present invention are used.

Preferred and novel substances and compositions to be used against EPEC-infections

Present invention is also directed to the treatment of diseases caused by enteropathogenic *Escherichia coli*. Multiple non-characterized binding specificities have been suggested for EPEC. Therapeutical usefulness of these has not been demonstrated. The relevance of the bindings to the infection has not been shown and previous data does not allow to define useful compositions or substances among the ones indicated. Reports are contradictory and some reports indicate that the substances would not be useful for treatment. Methods to use several oligosaccharide sequences especially to block the binding of the bacteria have not been previously described. In the present invention several strains of EPEC were screened. Substances comprising following oligosaccharide sequences are preferred for the treatment of EPEC-infections: lactosylceramide receptors, Gal α 4Gal-receptor, sialic acid receptors, high affinity neolacto receptors and novel ganglio receptors.

The high-affinity neolacto-receptors comprise the terminal oligosaccharide sequences according to the Formula



wherein n_1 , n_2 , n_3 , and n_4 are independently integers 0 or 1, when n_1 is 1,

the non-reducing terminal GlcNAc according to the formula can be further substituted by other monosaccharide residue or oligosaccharide residues, preferably by Gal β 4 or GlcNAc β 3Gal β 4, with the proviso that at least n4 is 1 or n1 is 1.

5

The novel ganglio receptors according to the present invention comprise the terminal disaccharide Gal β 3GalNAc with the proviso that the disaccharide is preferably not β 4-linked to lactose. The disaccharide epitope is in general cheaper to produce than the tetrasaccharide epitope. More preferably the oligosaccharide sequence is Gal β 3GalNAc β with the proviso that the disaccharide epitope is not β 4-linked to lactose or Gal β 3GalNAc β 4Gal, with the proviso that the reducing end Gal is not β 4-linked to glucose. The terminal disaccharide and trisaccharide sequences have not been previously described as receptors for diarrhea causing *E. coli* bacteria nor as receptors for EPEC-bacteria. The use of these is preferred to the known tetrasaccharide receptors because of the more cost-effective synthesis.

10
15

The substances are also preferred in compositions comprising at least two of the receptor oligosaccharide sequences as described by the present invention.

The present invention is specifically directed to the inhibition of the EPEC-binding and therapy against EPEC infections by using at least one preferred EPEC-inhibiting oligosaccharide sequence chosen from the group: lactosylceramide receptors, Gal α 4Gal-receptors, lacto receptors, neolacto receptors, sialic acid receptors, and fucose receptors and more preferably chosen from the group: Gal α 4Gal-receptors, lacto receptors, neolacto receptors and fucose receptor, when the receptors are as described by the present invention. Furthermore the present invention is directed to the inhibition of EPEC-binding and therapy against EPEC infections by using compositions comprising at least two or at least three of the preferred oligosaccharide sequences according to the present invention.

20
25

In a preferred embodiment high affinity variant of the preferred receptor oligosaccharide sequences according to the present invention are used. It is also preferred to use monovalent receptors and polyvalent receptor conjugates according to the present invention in connection with EPEC.

30

The present invention is also directed to combination of the receptor oligosaccharide sequences to be used in therapy against EPEC together with an oligosaccharide sequence or oligosaccharide sequences which can inhibit the intimin receptor involved in the later stage of the infection cascade. The receptors of intimin have been described to be

35

oligosaccharides with terminal structure $\text{Fu}\alpha 2\text{Gal}$, especially fucosyllactose $\text{Fu}\alpha 2\text{Gal}\beta 4\text{Glc}$ and $\text{Fu}\alpha 2\text{Gal}\beta 4\text{GlcNAc}\beta 3\text{Gal}\beta 4\text{Glc}$.

Preferred and novel substances and compositions to be used against ETEC-infections

- 5 Present invention is also directed to the treatment of diseases caused by enterotoxigenic *Escherichia coli*. Multiple non-characterized binding specificities have been suggested for ETEC. Therapeutical usefulness of these has not been demonstrated. The relevance of the bindings to the infection has not been shown and previous data does not allow to define useful compositions or substances among the ones indicated. Reports are contradictory and
- 10 some reports indicate that the substances would not be useful for treatment. Methods to use several oligosaccharide sequences especially to block the binding of the bacteria have not been previously described. In the present invention several strains of ETEC were screened. Substances comprising following oligosaccharide sequences are preferred for the treatment of ETEC-infections: lactosylceramide receptors, $\text{Gal}\alpha 4\text{Gal}$ -receptors, lacto receptors,
- 15 neolacto receptors, sialic acid receptors, fucose receptors and the novel ganglio receptors. More preferably for the treatment or diagnostics of ETEC at least one oligosaccharide sequence is chosen from the group $\text{Gal}\alpha 4\text{Gal}$ -receptors, lacto receptors, neolacto receptors, and fucose receptors, when the receptors are as described by the present invention. Furthermore the present invention is directed to the inhibition of ETEC-binding and
- 20 therapy against ETEC infections by using compositions comprising at least two or at least three of the oligosaccharide sequences according to the present invention.

In a preferred embodiment high affinity variant of the preferred receptor oligosaccharide sequences according to the present invention are used.

- 25 It is also preferred to use monovalent receptors and polyvalent receptor conjugates according to the present invention in connection with ETEC.

Preferred and novel substances and compositions to be used against EAEC-infections

- 30 The present invention describes novel binding specificities for enteroaggregative *Escherichia coli* (EAEC). It is realized that substances comprising the oligosaccharide sequences according to the each of the eight binding specificities of the present invention can be used for the treatment of infections caused by EAEC or diagnostics of the EAEC even as single substances. The present invention is also especially directed to the use one
- 35 of the of the receptors in group $\text{Gal}\alpha 4\text{Gal}$ -receptors, lacto receptors, neolacto receptors, sialic acid receptors, and mannose receptors for infections caused by EAEC or diagnostics of the EAEC. More preferably at least two of the receptors are used. These are preferred due to higher specificty towards pathogenic organism. It is especially preferred to use the

preferred or high affinity forms of the receptor or receptors chosen from the group group lacto-receptors, neolacto receptors and fucose receptors.

5 The present invention is also directed to the treatment of EAEC infections by blocking of the first contact receptors of the EAEC-adhesion to human gastric epithelium, especially by using at least one of the receptor oligosaccharide chosen from the group: lacto receptors, neolacto receptors, fucose-receptors, sialic acid receptors, and mannose receptors. More preferably at least two of the receptors are used. In another embodiment at least one of the first contact receptors and more preferably at least two of the first
10 contact receptors is/are used together with at least on of the second contact receptors in the group Gal α 4Gal-receptors, lactosylceramide-receptors and ganglio receptors.

In a preferred embodiment high affinity variant of the preferred receptor oligosaccharide sequences according to the present invention are used.

15 It is also preferred to use monovalent receptors and polyvalent receptor conjugates according to the present invention in connection with EAEC.

Preferred and novel substances and compositions to be used against EIEC-infections

20 The present invention describes novel binding specificities for enteroinvasive *Escherichia coli* (EIEC). It is realized that substances comprising the oligosaccharide sequences according to the each of the eight binding specificities of the present invention can be used for the treatment of infections caused by EIEC or diagnostics of the EIEC even as single substances. The present invention is also especially directed to the use of at least one of the
25 of the receptors chosen from the group: Gal α 4Gal-receptors, lacto receptors, neolacto receptors, sialic acid receptors, fucose-receptors, or mannose-receptors for infections caused by EIEC or diagnostics of the EIEC. More preferably at least two of the receptors are used. These are preferred due to higher specificty towards pathogenic organism. It is especially preferred to use the high affinity forms of the receptors in group lacto receptors, neolacto receptors and fucose receptors.
30

The present invention is also directed to the treatment of EIEC infections by blocking of the first contact receptors of the EIEC-adhesion to human gastric epithelium, especially by using at least one of the receptor oligosaccharide chosen from the group: lacto receptors, neolacto receptors, fucose-receptors, sialic acid receptors, and mannose receptors. More
35 preferably at least two of the receptors are used. In another embodiment at least one of the first contact receptors and more preferably at least two of the first contact receptors is/are

used together with at least one of the second contact receptors in the group Gal α 4Gal-receptors, lactosylceramide-receptors and ganglio receptors.

5 In a preferred embodiment high affinity variant of the preferred receptor oligosaccharide sequences according to the present invention are used.

It is also preferred to use monovalent receptors and polyvalent receptor conjugates according to the present invention in connection with EIEC.

10 Use of the methods and compositions according to the invention for animal therapies

In a specific embodiment the invention is used for treatment of infections of cattle or pet animals. The binding specificities of animal infecting bacteria are different from the human pathogens. However, the general mechanisms using several specificities at the same time, and use of polyvalent conjugates, especially soluble polyvalent conjugates according to the
15 invention, are also preferred for use with animals. The binding specificities are also partially cross-reactive and some of the receptor combinations described by the present invention are also useful for animal therapies, and some bacterial strains spread from animals like cows. According to the present invention several of the receptor
20 oligosaccharide sequences are present in gastrointestinal tract of animals such as cats and dogs and even in pigs. The cross-reactivity between a specific animal species or between a human and a specific animal for a specific strain cannot be known before the binding specificities are analysed. The most common *E. coli* bacteria causing infections in animals such as K99 or K88-strains do not infect humans.

25 The present invention is especially directed to prevention of the transfer of the infections from animals to human beings and vice versa. Such transfer is an important mechanism in pathogenesis of many diarrheas such as diseases caused by EHEC including the so called hamburger disease. When cattle or food products from cattle or pets or other animals are transferred between countries there are also risks for spreading infectious diseases such as
30 diarrhea.

Replacement of traditional antibiotics

The need of anti-infective therapies for animals is urgent as use of traditional antibiotics is not acceptable and even getting prohibited. The therapies aim to replace totally or partially
35 the traditional antibiotics in animal nutrition and treatments.

The present invention shows receptor sequences which are also described for animals living in proximity to humans and they probably have a role in the transfer of the infection from

cattle to human. The present invention also shows actual binding of human diarrhea-causing *E. coli* bacteria to animal glycolipids. Some of the glycolipid receptors are same between animals and human intestinal tissues. The present invention is also directed to the receptors which are specific for animals, several animal specific receptor or receptors more
5 common in animals. Preferred animals to which the invention is directed are major cattle or farm animals such as cows and other domestic ruminants, pigs, sheep, horses, poultry including for example hens, ducks and turkeys and rabbits or pet animals such as dogs, cats or rodents species including mice and rats or hamsters or guinea pigs and rabbits. Most of the common pet animal can be also used as laboratory animals, whose healthy is important
10 for the experiments. Animals may also be in need of therapy in nature or in sanctuaries or in zoos for example. Primates, especially chimpanzees and apes, are especially at risk of being infected by human pathogens as they are the most close human relatives. Most preferred animal species to be treated according to the invention are dogs, cats, pigs and cows.

15 The present invention is also directed to the search of animal specific receptors for diarrhea causing bacteria.

The N-glycolyl-neuraminic acid containing oligosaccharide sequences are mostly animal
20 specific as biosynthetic enzymes making this structure are not present in humans. The human receptors comprising this monosaccharide are probably synthesized from the monosaccharide arising from animal foods. NeuGc is a common monosaccharide in many animals. Glycopeptides comprising this monosaccharide has been used against diarrhea in calves against animal specific K99 *E. coli*. Present invention describes several NeuGc-
25 oligosaccharide sequences which can be used in animals when the animal is infected by cross-reactive *E. coli*.

Ex vivo uses of the present invention

It is realized that the present invention can be used for inhibition of pathogens especially
30 diarrhea causing *E. coli ex vivo* and such method has use in disinfection and preservation type applications. It is preferred to use the receptor oligosaccharide sequences according to the present invention as part of single substances or as single substances or more preferably as composition comprising at least two receptor oligosaccharide sequences from different groups according to the present invention for inhibition pathogens, preferably *E. coli ex vivo*. Polyvalent conjugates according to the present invention, especially soluble
35 polyvalent conjugates which can agglutinate pathogens, preferably diarrheagenic *E. coli*, are preferred for *ex vivo* uses. One special *ex vivo* embodiment of the invention is the cleansing or disinfection of surfaces, e.g., of tables, medical devices and packages, in

hospital or hospital-like environment with a cleanser or disinfectant containing the receptor oligosaccharide sequences described in the present invention. The receptor saccharides described by the invention can also be used as ingredients in a soap or detergent used for washing or bathing of patients in hospital or hospital-like environment.

5

Oral infections and oral health products

It is realized that infections targetted by the present invention spread through oral route, possibly also from nose to the oral cavity. The present invention is directed to the prevention of the infections already in human mouth. The present invention is directed to the treatment of oral infections by at least two different oligosaccharide sequences which can inhibit at least two different binding specificities of pathogen, preferably orally infecting bacterium and more preferably a diarrhea causing bacterium. It is preferred to use the receptor oligosaccharide sequences according to the present invention as part of single substances or as single substances or as composition comprising at least two receptor oligosaccharide sequences from different groups according to the present invention for inhibition of oral or nasal infections. According to the present invention the receptor oligosaccharide sequences according to the present invention are used as compositions or as separate substances in products inhibiting pathogens, called here mouth hygiene products, in human mouth.

20

It is realized that human mouth comprises similar receptors as human intestine especially on proteins at least neolacto-receptors, mannose receptors and oligosaccharide receptors resembling fucose receptors according to the present invention. As a separate embodiment it is realized that the substances and compositions according to the present invention are also useful in inhibiting pathogens causing caries. In a specific embodiment the present invention is also directed to the compositions according to the present invention for treatment of other orally spreading infections such as infection causing otitis media or lung infections including influenza, bronchitis or pneumonia. The mouth hygiene products according to the present invention can also be directed against caries, otitis media, bronchitis and pneumonia. In a specific embodiment the composition to used in mouth hygiene product or for inhibition of a pathogen infecting orally comprises at least oligosaccharide sequences Neu5Ac α 3Gal β 4GlcNAc and/or Neu5Ac α 3Gal β 4Glc or more preferably Neu5Ac α 6Gal β 4GlcNAc and/or Neu5Ac α 6Gal β 4Glc and it is directed at least against human influenza virus, preferably for prophylaxis of influenza virus.

35

The present invention is especially directed to mouth hygiene products comprising substances or compositions comprising pathogen inhibiting oligosaccharide sequences, especially oligosaccharide sequences according to the invention. The mouth hygiene

product is preferably selected from the group consisting of tooth pastes, mouth wash solutions, mouth tablets, chewing tablets, and chewing gums. It is preferred to use either monovalent receptor oligosaccharide sequences or polyvalent receptor oligosaccharide sequences. In another preferred embodiment the mouth hygiene product comprises
5 polyvalent oligosaccharide sequences according to the present invention. Due to size of human mouth and volume of liquid saliva on its surface relatively small amount of oligosaccharides is enough to obtain saturating rating concentrations of pathogen inhibiting receptors in mouth. The typical amounts of receptor active monovalent epitopes varies from about 100 nmol to 100 μ mol of the receptor active oligosaccharide, (at
10 molecular weight 1000 Da this would be 100 μ g to 100 mg). More generally useful amounts are estimated to be between about 1-10 μ mol. In a separate embodiment the present invention about therapeutical composition is also directed to pathogen inhibiting nasal sprays. The nasal sprays can be directed against otitis media or lung infections.

15 Topical, washing and cosmetic products

It is realized that the common pathogens can spread on human surfaces such as human skin, genital epithelia, hair, household surfaces, and other surfaces in human environment. The oligosacchride sequences according to the present invention are also useful for prevention of the pathogens also in these environments. It is therefore also preferred to use
20 the oligosaccharide sequences according to the present invention as single substances, as part of single substances, or as composition comprising at least two receptor oligosaccharide sequences from different groups according to the present invention in topical or cosmetic products, for example as creams, lotions, or gels. It is also preferred to use the substances or compositions according to the present invention products aimed for
25 washing human skin, hair or genital epithelia, (which can be also called as personal hygiene products), or for household surfaces, dishes or clothes. Traditional antibiotics have been aimed for use of household washing solutions, but are not useful because of resistance problems which are not likely with the substances according to the present invention. In preferred embodiment polyvalent oligosaccharide sequences are used for
30 washing solutions, in another preferred embodiment monovalent oligosaccharide sequences are used for washing solutions.

Food safety products to be applied to foods or feeds, beverages, drinks and water

Besides the therapeutic uses in humans or in animals the invention is also directed to the
35 use of receptors and compositions according to the invention for the prevention of the infections by using the invention to neutralize pathogens or bacteria inside or on surfaces of food products. Carbohydrates according to the present invention can for example be applied on the surfaces of meat products or animal bodies, body parts in meat production

to prevent the spreading of pathogens. Use of soluble and other polyvalent conjugates to cover and agglutinate the bacteria are preferred. A specific method to be used on a surface of a solid or semi-solid food product involves contacting the bacteria with the carbohydrates receptors described by the invention and optionally washing away the pathogen carbohydrate complexes. This kind of method is not acceptable with traditional antibiotics. The carbohydrates according to the invention can be also applied to liquid food products or concentrates or powder to make these including milk and liquid milk like products, various beverages including juices, soft drinks, sport drinks, alcoholic beverages and the like.

In a specific embodiment the carbohydrate according to the invention in polymeric form is applied to a liquid food product or a beverage product, potential pathogens are agglutinated by the polyvalent conjugate and the agglutinated complex is removed by a method based on size or solubility of the complex. Non-soluble agglutinates can be removed when these precipitate by standard methods like decanting the solution above the precipitate or more usually more effectively by filtration methods.

Filtration methods can be used to remove larger agglutinated complexes.

Preferred foods to be treated with carbohydrates according to the invention include various animal food products, especially meat products and middle products in processing. Many pathogens including diarrhea causing *E. coli* bacteria are transmitted effectively from vegetables, fruits, salads and other plant foods which are not properly washed. The food stuffs which need washing, but are not washed properly or washed with contaminated water are especially problematic in developing countries. The present invention is also directed to methods for increasing food safety of plant foods and other foods in need of washing to control the amount of pathogens, especially pathogenic *E. coli* bacteria in the food products. The invention is especially directed to home customer products and products aimed for the food industry to prevent infections from food. The product is preferentially in solid form as powder or pill or in a capsule containing solutions of the receptors according to the invention, which can be applied to food under processing. Such product can be used to prevent diarrheas in developing countries especially diarrheas in children. The food safety product is also directed to the prevention of travellers diarrheas. The food safety products and feed safety products below can be considered as novel safe preservatives.

Filter products to purify beverages and water

Contaminated drinks and water are major cause of gastrointestinal diseases, especially diarrheas.

The receptors according to the present invention can be also used to make filters to purify pathogens, especially bacteria from liquid food and beverages and water, especially water used for drinking and preparing foods. Preferentially at least two receptor structures are used. Methods are known to produce solid phase materials to which carbohydrate sequences are conjugated to be used as filters for example from cellulose or plastics or agarose and similar materials. The filters according to the invention also include affinity chromatography material known in the art. Methods to remove bound materials from such filters are known and in a specific embodiment the filter is regenerated by removing the contaminant and optionally sterilizing the filter by heat or other sterilizing means.

Feed safety products

The food safety products described above can be also applied to animal solid and liquid feeds and drinking water of animals. Preferred target animals to be protected includes pet animals, especially cats and dogs and cattle or farm animal such as cows and other domestic ruminants, pigs, sheep, horses, poultry including for example hens, ducks and turkeys, and rabbits.

Water, food and feed safety analytics.

Standard analytic and diagnostic methods in combination with the receptor carbohydrates according to the invention can be applied to water, beverages, foods and feeds to measure presence pathogens binding to the receptor carbohydrates. The knowledge of the binding specificities of contaminating pathogens can be applied to design of therapy when patients are infected or to methods for food safety remove or control pathogens as described above.

Other carbohydrate based interactions which can be inhibited according to the invention

Besides inhibiting different types of adhesin presentations the invention can be also used to inhibit carbohydrate-carbohydrate interactions and carbohydrate-lectin interactions.

The carbohydrate compositions and substances comprises of oligosaccharide sequences. The oligosaccharides inhibit one or several pathogens by binding one or several pathogens and/or by binding the receptors of one or several pathogens. Preferentially at least two pathogen inhibiting oligosaccharide sequences are used and more preferentially at least three pathogen inhibiting oligosaccharide sequences. In other embodiments at least four, five, six, or seven pathogenesis inhibiting oligosaccharide sequences are used.

In specific therapies one or several of the oligosaccharide sequences are given separately at different time points. This is especially useful when the administration of all the

oligosaccharide sequences would have negative effects on the normal flora. The separate administration of the therapeutic compositions can be useful also because of effect of nutritional situation in the gastrointestinal tract could change differently the stability of the on the oligosaccharide sequences according to the invention in the gastrointestinal tract.

5

Use of the invention together with probiotic bacteria

When the invention is used to inhibit bacterial binding, especially multiple bacterial bindings, also some beneficial bacterial bindings can be prevented. The normal bacterial flora has many important functions for example in the human gastrointestinal system. The destruction of the normal bacterial flora is however an even larger problem with use of traditional antibiotics.

In a separate embodiment at least two pathogen inhibiting oligosaccharides are administered together with a probiotic microbe and/or a prebiotic substance. The probiotic microbe according to the invention represent a non-harmful bacteria with beneficial functions, for example in digestion of food, providing nutrients and vitamins or covering tissue surfaces from pathogenic bacteria. The probiotic bacteria comprise preferentially one or several or multitude of normal bacterial flora. In a preferred embodiment the probiotic bacterium comprise one or several types, strains, or species of lactic acid bacteria.

The prebiotic substance is a substance supporting the normal flora or probiotic microbe. Preferred prebiotic substances include prebiotic carbohydrates, such as galactose oligosaccharides, xylose oligosaccharide, or fructose oligosaccharides used as prebiotic substances, the prebiotic substances also include polysaccharides and fibers with prebiotic activities such as inulin or modified starches. The present invention is also directed to the use of other polysaccharides which are used in food or for nutritional purposes such as chitosan or beta-glucans for example glucan from oats, which are used to reduce cholesterol and fats. In a preferred embodiment one or several pathogen inhibiting carbohydrates are chosen so that they are also prebiotic substances like carbohydrates with a non-reducing terminal beta linked galactose residue. In a preferred form of therapy

- a) pathogens and potentially part of the normal flora are first removed by one or more preferentially at least two carbohydrates according to the invention
- b) probiotic microbe and/or prebiotic substance are applied.

Steps 1 and 2 may also be applied in reversed order, preferably with a large amount of the probiotic microbe and/or prebiotic substance and then step one. According to the invention it is also possible to repeat steps 1 and/or 2 several times while varying the order of the steps. Steps 1 and 2 may be applied at the same time. The substances according to the

invention can be administered together with probiotic microbe and/or prebiotic substance or alternatively probiotic microbe and/or prebiotic substance can be included in the compositions according to the invention, and then steps 1 and 2 above can be performed simultaneously.

5

Some of the oligosaccharide sequences according to the invention are known to have prebiotic effects, these includes N-acetyl-lactosamine type oligosaccharide sequences, and fucosylated oligosaccharides, especially human milk oligosaccharides. Administration human milk oligosaccharides together with a probiotic microbe and/or prebiotic substance, especially N-acetyllactosamine containing for example one or several from the group Lacto-N-neotetraose, Lacto-N-tetraose, Lacto-N-hexaose, Lacto-N-neohexaose, para-Lacto-N-hexaose, para-Lacto-N-neohexaose, and/or fucosylated oligosaccharides derived from these such as mono-di- or trifucosylated Lacto-N-tetraose (LNT) or/or Lacto-N-neotetraose (LNnT) and/ or fucosyl-lactose oligosaccharides such as 2'fucosyl-lactose, and /or 3-fucosyllactose, and/or difucosyllactose is one embodiment of the invention.

10
15

Other useful substances to be used with the substances and/or compositions according to the invention

According to the present invention it is also useful to use the pathogenesis preventing carbohydrate together with a glycosidase inhibitor.

20

According to the present invention it is also useful to use the pathogenesis preventing carbohydrate together with a lectin or another carbohydrate binding protein. The lectin can be used to block carbohydrate receptors, for example on the bacterial exopolysaccharides.

25

Hydroxyl substance means ceramide comprising hydroxyl fatty acid or more preferably an analog thereof. The analog is preferably a spacer conjugating the oligosaccharide sequence to the carrier.

A preferred composition comprises mixtures human milk oligosaccharide backbones such as LNT and LNnT, and optimally with elongated or branched structures and/or natural sialic acid and fucose modifications.

30

E. coli means herein bacterium *Escherichia coli*. The *E.coli* or *Escherichia coli* which is targeted by the present invention means diarrhea causing *E. coli* or in other words diarrheagenic *E. coli*. The diarrheagenic *E. coli* means all types of *E. coli* including non-typed wild type strains of *E. coli* which cause diarrheas especially to humans. In more limited embodiments the diarrheagenic *E. coli* specifically includes the five major types of

35

the diarrhea causing *E. coli*, namely EPEC (enteropathogenic *Escherichia coli*), ETEC (enterotoxigenic *Escherichia coli*), EHEC (enterohemorrhagic *Escherichia coli*), EAEC (enteroaggregative *Escherichia coli*) and EIEC (enteroinvasive *Escherichia coli*). The abbreviations such as EHEC also mean multiple strains of the specific type of *E. coli*,
5 multiple strains can be also indicated by letter s after the abbreviation like in "EHECs".

In this invention the terms "analog" and "derivative" are defined as follows. According to the present invention it is possible to design structural analogs or derivatives of the *Escherichia coli* binding oligosaccharide sequences. Thus, the invention is also directed to
10 the structural analogs of the substances according to the invention. The structural analogs according to the invention comprise the structural elements important for the binding of *Escherichia coli* to the oligosaccharide sequences. For design of effective structural analogs it is important to know the structural element important for the binding between *Escherichia coli* and the saccharides. The important structural elements are preferably not
15 modified or these are modified by very close mimetics of the important structural element. These elements preferably include the 4-, and 6-hydroxyl groups of the Gal β 4 residue in the trisaccharide and oligosaccharide epitopes. Also the positioning of the linkages between the ring structures is an important structural element. For a high affinity binding the acetamido group or acetamido mimicking group is preferred in the position
20 corresponding to the acetamido group of the reducing end-GlcNAc of the di- or trisaccharide epitopes. Acetamido group mimicking group may be another amide, such as alkylamido, arylamido, secondary amine, preferentially N-ethyl or N-methyl, O-acetyl, or O-alkyl for example O-ethyl or O-methyl.

25 The structural derivatives according to the invention are oligosaccharide sequences according to the invention modified chemically so that the binding to the *Escherichia coli* is retained or increased. According to the invention it is preferred to derivatize one or several of the hydroxyl or acetamido groups of the oligosaccharide sequences. The invention used to describe several positions of the molecules which could be changed
30 when preparing the analogs or the derivatives. Preferred derivatives of the receptor oligosaccharide sequences according to the present invention include reducing-end derivatives of the oligosaccharide sequences. Multiple derivatization methods are known to link oligogosesaccharides to other carbohydrates, aglycon molecules or various carriers. The C1-carbon of the reducing end monosaccharide residue can be linked through a
35 sulphur, carbon or nitrogen atoms to other carbohydrates, aglycon molecules or various carriers, especially polyvalent carriers. Methods such as reductive amination can be used when the pathogen binding carbohydrate epitope is not destroyed by opening the reducing end monosaccharide residue. Derivatives of acetamido groups are also preferred.

Acetamido- groups can be deacetylated and derivatized for example by other carboxylic acids, the acetamido-derivatives can be screened for better pathogen binding. The derivatives can also be produced from precursors of the oligosaccharide to be derivatized for example from oligosaccharide sequences comprising hexosamine-residues. Methods to
5 produce oligosaccharide analogs for the binding of a lectin are well known. For example, numerous analogs of sialyl-Lewis x oligosaccharide have been produced, representing the active functional groups on different scaffolds, see page 12090 Sears and Wong 1996. Similarly, analogs of heparin oligosaccharides has been produced by Sanofi Corporation and sialic acid-mimicking inhibitors such as Zanamivir and Tamiflu (Relenza) for the
10 sialidase enzyme by numerous groups. Preferably the oligosaccharide analog is built on a molecule comprising at least one six- or five-membered ring structure, more preferably the analog contains at least two ring structures comprising 6 or 5 atoms.

In mimicking structures monosaccharide rings may be replaced rings such as cyclohexane or cyclopentane, aromatic rings including benzene ring, heterocyclic ring structures may
15 comprise besides oxygen for example nitrogen and sulphur atoms. To lock the active ring conformations the ring structures may be interconnected by tolerated linker groups. Typical mimetic structures may also comprise peptide analog-structures for the oligosaccharide sequence or part of it.

20 The effects of the active groups to binding activity are cumulative and lack of one group could be compensated by adding an active residue on the other side of the molecule. Molecular modelling, preferably by a computer can be used to produce analog structures for the *Escherichia coli* binding oligosaccharide sequences according to the invention. The
25 results from the molecular modelling of several oligosaccharide sequences are given in examples and the same or similar methods, besides NMR and X-ray crystallographic methods, can be used to obtain structures for other oligosaccharide sequences according to the invention. It is also noted that the monovalent, oligovalent or polyvalent oligosaccharides can be activated to have higher activity towards the lectins by making
30 derivatives of the oligosaccharide by combinatorial chemistry. When the library is created by substituting one or a few residues in the oligosaccharide sequence, it can be considered as derivative library, alternatively when the library is created from the analogs of the oligosaccharide sequences described by the invention. A combinatorial chemistry library can be built on the oligosaccharide or its precursor or on glycoconjugates according to the
35 invention. For example, oligosaccharides with variable reducing ends can be produced by so called carbohydrid technology. In a preferred embodiment a combinatorial chemistry library is conjugated to the *Escherichia coli* binding substances described by the invention. In a more preferred embodiment the library comprises at least 6 different molecules. Such

library is preferred for use of assaying microbial binding to the oligosaccharide sequences according to the invention. Amino acids or collections of organic amides are commercially available and can be used for the synthesis of combinatorial library of acetamido analogs. A high affinity binder could be identified from the combinatorial library for example by using an inhibition assay, in which the library compounds are used to inhibit the bacterial binding to the glycolipids or glycoconjugates described by the invention. Structural analogs and derivatives preferred according to the invention can inhibit the binding of the *Escherichia coli* binding oligosaccharide sequences according to the invention to *Escherichia coli*.

Neolacto-receptor analog trisaccharide epitopes comprising glucose at the reducing end

Steric hindrance by the lipid part or the proximity of the silica surface probably may limit the measurement of the neolacto-analogous epitope GlcNAc β 3Gal β 4Glc in current TLC-assay. Considering the contribution of the terminal monosaccharide to the binding indicates that Glc could be allowed at the reducing end of the epitope. The trisaccharide epitopes with Glc at reducing end are considered as effective analogs of the *Escherichia coli* binding substance when present in oligovalent or more preferably in polyvalent form. One embodiment of the present invention is the saccharides with Glc at reducing end, which are used as free reducing saccharides with high concentration, preferably in the range 1 – 100 g/l, more preferably 1 – 20 g/l. It is realized that these saccharides may have minor activity in the concentration range 0,1 – 1 g/l.

In the present invention the pathogen receptor or pathogen inhibitor by other words, especially receptors for diarrheagenic *Escherichia coli*, are described as oligosaccharide sequences. The oligosaccharide sequence defined here can be a part of a natural or synthetic glycoconjugate or a free oligosaccharide or a part of a free oligosaccharide. Such oligosaccharide sequences can be bonded to various monosaccharides or oligosaccharides or polysaccharides on polysaccharide chains, for example, if the saccharide sequence is expressed as part of a bacterial polysaccharide. Moreover, numerous natural modifications of monosaccharides are known as exemplified by O-acetyl or sulphated derivative of oligosaccharide sequences. The *Escherichia coli* receptor oligosaccharide sequence defined here can comprise the oligosaccharide sequence described as a part of a natural or synthetic glycoconjugate or a corresponding free oligosaccharide or a part of a free oligosaccharide. The *Escherichia coli* receptor oligosaccharide sequence can also comprise a mix of the *Escherichia coli* receptor oligosaccharide sequences. In a preferred embodiment the oligosaccharide sequences according to the present invention are non-reducing terminal oligosaccharide sequences, which means here that the oligosaccharide sequences are not linked to other monosaccharide or oligosaccharide structures except

optionally from the reducing end of the oligosaccharide sequence. The oligosaccharide sequence when present as conjugate is preferably conjugated from the reducing end of the oligosaccharide sequence, though other linkage positions which are tolerated by the pathogen binding can be also used. In a more specific embodiment the oligosaccharide sequence according to the present invention means the corresponding oligosaccharide residue which is not linked by natural glycosidic linkages to other monosaccharide or oligosaccharide structures. The oligosaccharide residue is preferably a free oligosaccharide or a conjugate or derivative from the reducing end of the oligosaccharide residue.

10 The pathogen receptor oligosaccharide sequences can be synthesized enzymatically by glycosyltransferases, or by transglycosylation catalyzed by glycosidase or transglycosidase enzymes (Ernst *et al.*, 2000). Specificities of these enzymes and the use of co-factors can be engineered. Specific modified enzymes can be used to obtain more effective synthesis, for example, glycosynthase is modified to do transglycosylation only. Organic synthesis of the
15 saccharides and the conjugates described herein or compounds similar to these are known (Ernst *et al.*, 2000). Saccharide materials can be isolated from natural sources and modified chemically or enzymatically into the pathogen receptor compounds. Natural oligosaccharides can be isolated from milks produced by various ruminants. Transgenic organisms, such as cows or microbes, expressing glycosylating enzymes can be used for
20 the production of saccharides.

In a separate embodiment the pathogen receptor substance, when the oligosaccharide is not an asialo-gangliosaccharide or lacto-receptor or neolacto-receptor, may be conjugated to an antibiotic substance, preferably a penicillin type antibiotic. The pathogen receptor substance targets the
25 antibiotic to pathogen. Such conjugate substance is beneficial in treatment because a lower amount of antibiotic is needed for treatment or therapy against *Escherichia coli*, which leads to lower side effect of the antibiotic. The antibiotic part of the conjugate is aimed at killing or weakening the bacteria, but the conjugate may also have an antiadhesive effect as described by the invention. Present invention is specifically directed to composition comprising at least two receptor
30 oligosaccharide sequences according to the present invention as conjugates with a traditional antibiotic or several traditional antibiotics. The receptor oligosaccharide sequences and the antibiotic may be linked to a polyvalent carrier. The compositions are preferably targeted against gastrointestinal infection, more preferably against diarrhea causing *E. coli*.

35 The pathogen receptor substances, preferably in oligovalent or clustered form, can be used to treat a disease or condition caused by the presence of the pathogen, preferably diarrhea causing *Escherichia coli*. This is done by using the *Escherichia coli* receptor substances for anti-adhesion, i.e. to inhibit the binding of *Escherichia coli* to the receptor epitopes of the target cells or tissues.

When the *Escherichia coli* binding substance or pharmaceutical composition is administered it will compete with receptor glycoconjugates on the target cells for the binding of the bacteria. Some or all of the bacteria will then be bound to the *Escherichia coli* receptor substance instead of the receptor on the target cells or tissues. The bacteria bound to the *Escherichia coli* receptor substances are then removed from the patient (for example by the fluid flow in the gastrointestinal tract), resulting in reduced effects of the bacteria on the health of the patient. Preferably the substance used is a soluble composition comprising the *Escherichia coli* receptor substances. The substance can be attached to a carrier substance which is preferably not a protein. When using a carrier molecule several molecules of the *Escherichia coli* receptor substance can be attached to one carrier and inhibitory efficiency is improved.

It is shown in the present invention that *Escherichia coli* can bind several kinds of oligosaccharide sequences. Some of the binding by specific strains may represent more symbiotic interactions which do not lead to severe conditions. Therefore total removal of the bacteria may not be necessary for the prevention of the diseases related to *Escherichia coli*. The less pathogenic bacteria may even have a probiotic effect in the prevention of more pathogenic strains of *Escherichia coli*.

According to the invention it is possible to incorporate the *Escherichia coli* receptor substance, optionally with a carrier, in a pharmaceutical composition, which is suitable for the treatment of a condition due to the presence of *Escherichia coli* in a patient or to use the *Escherichia coli* binding substance in a method for treatment of such conditions. Examples of conditions treatable according to the invention are and related gastrointestinal diseases, all, at least partially, caused by the *Escherichia coli* infection.

The pharmaceutical composition containing the pathogen receptor preferably diarrhegenic *Escherichia coli*-receptor substance may also comprise other substances, such as an inert vehicle, or pharmaceutically acceptable carriers, preservatives etc, which are well known to persons skilled in the art. The pathogen receptor, preferably diarrhegenic *Escherichia coli*-receptor-substance, can be administered together with other drugs such as antibiotics used against the pathogen or specifically *Escherichia coli*.

The pathogen receptor, preferably diarrhegenic *Escherichia coli*-receptor substance or pharmaceutical composition containing such substance, may be administered in any suitable way, although an oral administration is preferred.

The receptor oligosaccharide sequences according to the present invention are aimed for use in inhibition against pathogens, especially pathogenic bacteria, and the receptor

oligosaccharide sequences are also referred as pathogen inhibiting oligosaccharide sequences. In more specific embodiments the pathogen is diarrhea causing *E. coli* and the receptor oligosaccharides are also referred as pathogen inhibiting oligosaccharide sequences or as *E. coli* receptor substances. The naming of the specific receptor oligosaccharide sequences and other longer terms may vary with regard to use of dash or capital letter as first letter, for example "lacto-receptor" and "lacto receptor" and "Lacto-receptor" and "Lacto receptor" mean the same.

The term "purified fraction" used herein relates purified or isolated oligosaccharide fraction from natural or synthetic sources. In a preferred embodiment the amount of the active oligosaccharide sequence or oligosaccharide sequences is analysed and/or controlled from the fraction, optionally the amounts of other related carbohydrate structures are also analysed. The purified fraction has reduced amount of inactive substances originating from the source of the fraction, for example protein, monosaccharide precursors, lactose, or fat. Potentially harmful substances, such as harmful chemicals from synthesis, allergenic proteins, or substances considered ethically harmful, for example by religious or diet culture reasons, are removed to a level where these are not harmful in the final product. For medical use the purified fraction is preferably essentially pure (i.e. a purity of 98 % or better), or non-relevant substances are controlled and comprise preferably at least less than half of the mass of the purified fraction, more preferably less than 20% of the mass of the purified fraction and most preferably less than 5 % of the mass of the purified fraction. In a preferred embodiment of the invention, the production of the purified fraction from animal milk or milks involves at least partial removal of milk protein and/or fat. The purification may comprise filtration methods, such as gelfiltration or ultrafiltration, as well as drying and/or concentrating steps. For non-medical use the purified fraction is preferably essentially pure or the non-relevant substances comprise preferably at least less than 95 % of the mass of the purified fraction, more preferably less than 75% of the mass of the purified fraction and most preferably less than 25 % of the mass of the purified fraction. The purified fraction may be used as such or together with other ingredients of the desired product.

The term "treatment" used herein relates both to treatment in order to cure or alleviate a disease or a condition, and to treatment in order to prevent the development of a disease or a condition. The treatment may be either performed in an acute or in a chronic way.

The term "patient", as used herein, relates to any human or non-human mammal in need of treatment according to the invention. The present invention is especially directed for the treatment of intestinal infections, especially diarrheas, when the patient is a human patient.

5 It is also possible to use the pathogen receptor preferably diarrhegenic *Escherichia coli*-receptor substance in screening for substances that bind to the receptor substance, for example for screening of carbohydrates (by carbohydrate-carbohydrate interactions) that bind to the *Escherichia coli* receptor substance. The screening can be done for example by affinity chromatography.

10

Furthermore, it is possible to use substances specifically binding or inactivating the *Escherichia coli* receptor substances present on human tissues and thus prevent the binding of *Escherichia coli*. Examples of such substances include plant lectins such as *Erythrina cristagalli* and *Erythrina corallodendron* (Teneberg *et al.*, 1994). When used in humans,
15 the binding substance should be suitable for such use such as a humanized antibody or a recombinant glycosidase of human origin which is non-immunogenic and capable of cleaving the terminal monosaccharide residue/residues from the *Escherichia coli* receptor substances. However, in the gastrointestinal tract, many naturally occurring lectins and glycosidases originating for example from food are tolerated.

20

Nutritional, food and feed uses

Furthermore, it is possible to use the pathogen receptor oligosaccharide sequences or *Escherichia coli* receptor oligosaccharide as part of a nutritional composition including food- and feedstuff. It is preferred to use the receptor oligosaccharide sequences according
25 to the present invention in single substances or as single substances and more preferably in composition comprising at least two receptor oligosaccharide sequences from different groups according to the present invention for nutritional compositions, foods or feed stuffs. It is preferred to use the *Escherichia coli* receptor oligosaccharide sequences as substances or compositions as a part of so called functional or functionalized food. The said functional
30 food has a positive effect on the person's or animal's health by inhibiting or preventing the binding of *Escherichia coli* to target cells or tissues. The *Escherichia coli* receptor substance or composition can be a part of a defined food or functional food composition. The functional food can contain other acceptable food ingredients accepted by authorities such as Food and Drug Administration in the USA. The *Escherichia coli* receptor
35 substance or composition can also be used as a nutritional additive, preferably as a food or a beverage additive to produce a functional food or a functional beverage. The food or food additive can also be produced by having, e.g., a domestic animal such as a cow or other animal produce the *Escherichia coli* receptor substance or composition in larger

amounts naturally in its milk. This can be accomplished by having the animal overexpress suitable glycosyltransferases in its milk. A specific strain or species of a domestic animal can be chosen and bred for larger production of the *Escherichia coli* receptor substance or composition. The *Escherichia coli* receptor substance or composition for a nutritional
5 composition or nutritional additive can also be produced by a microorganisms such as a bacteria or a yeast.

It is especially useful to have the *Escherichia coli* receptor substance or composition as part of a food for an infant, preferably as a part of an infant formula. Many infants are fed
10 by special formulas in replacement of natural human milk. The formulas may lack the special lactose based oligosaccharides of human milk, especially the elongated ones such as lacto-N-neotetraose, Gal β 4GlcNAc β 3Gal β 4Glc, lacto-N-tetraose, Gal β 3GlcNAc β 3Gal β 4Glc, and derivatives thereof. The lacto-N-tetraose, lacto-N-neotetraose para-lacto-N-hexaose (Gal β 3GlcNAc β 3Gal β 4GlcNAc β 3Gal β 4Glc and para-
15 lacto-N-neohexaose (Gal β 4GlcNAc β 3Gal β 4GlcNAc β 3Gal β 4Glc) as well as Gal β 3Gal β 4Glc are known from human milk and can therefore be considered as safe additives or ingredients in an infant food. Sialylated and/or fucosylated human milk oligosaccharides and buffalo milk oligosaccharide GlcNAc β 3Gal β 4GlcNAc β 3Gal β 4Glc, described as pathogen receptors according to the present invention, are also preferred for
20 functional foods and infant formulas. It is preferred to use combinations comprising at least two of the milk oligosaccharides. Diarrhea causing *Escherichia coli* is especially infective with regard to infants or young children, and considering the diseases it may later cause it is reasonable to prevent the infection.

25 Preferred concentrations for human milk oligosaccharides in functional food to be consumed (for example, in reconstituted infant formula) are similar to those present in natural human milk. It is noted that natural human milk contains numerous free oligosaccharides and glycoconjugates (which may be polyvalent) comprising the oligosaccharide sequence(s) described by the invention, wherefore it is possible to use
30 even higher than natural concentrations of single molecules to get stronger inhibitory effect against *Escherichia coli* without harmful side effects. Natural human milk contains lacto-N-neotetraose at least in range about 10 – 210 mg/l with individual variations (Nakhla *et al.*, 1999). Consequently, lacto-N-neotetraose is preferably used in functional food in concentration range 0,01 – 10 g/l, more preferably 0,01 – 5 g/l, most preferably 0,1 – 1 g/l.
35 Approximately 2-5 times higher amounts of lacto-N-tetraose can be used. Alternatively, the total concentration of the saccharides used in functional food is the same or similar to the total concentration of natural human milk saccharides, which bind *Escherichia coli* like

the substances or composition described, or which contain the binding epitope/oligosaccharide sequence indicated in the invention.

5 Sialyl-lactoses and sialyllactosamines occur in bovine milk at concentrations from tens of microgram per ml to maximum of almost mg per ml of all three major oligosaccharides together NeuNA α 3Gal β 4Glc, NeuNA α 6Gal β 4GlcNAc and NeuNA α 6Gal β 4Glc in early colostrums (Nakamura et al 2003). The amounts of 0,01 – 10 g/l, more preferably 0,01 – 5 g/l, most preferably 0,1 – 1 g/l are preferred for products. NeuNA α 6Gal β 4Glc occurs in largest amount in bovine milk and it is also preferred as effective inhibitor
10 against diarrheagenic *E. coli*.

Infant formulas also comprise, beside substances or compositions according to the present invention, other substances used in infant formulas such as fractions from ruminant milks such as proteins from whey or soy protein preparations or protein hydrolysates. The infant
15 formula may also comprise other carbohydrates useful or accepted for infant formulas such as lactose or galactose oligosaccharides.

Preferably, the nutritional formulation of the present invention contains edible macronutrients, vitamins and minerals in amounts desired for a particular use. The
20 amounts of such ingredients will vary depending on whether the formulation is intended for use with normal, healthy infants, children, adults or subjects having specialized needs such as those accompany certain pathological conditions (e.g., metabolic disorders). It will be understood by persons skilled in the art that the components utilized in a nutritional formulation of the present invention are of semi-purified or purified origin. By semi-
25 purified or purified is meant a material which has been prepared by purification of a natural material or by synthesis. These techniques are well known in the art (See, e.g., Code of Federal Regulations for Food Ingredients and Food Processing; Recommended Dietary Allowances, 10th Ed., National Academy Press, Washington D.C., 1989).

30 In a preferred embodiment, the nutritional formulation of the present invention is an infant enteral nutritional product. Accordingly, in a further aspect of the invention, a nutritional formulation is provided that is suitable for feeding to infants. The formula comprises, in addition to the above described oligosaccharides, vitamins and minerals in amounts designed to provide the daily nutritional requirements of infants.

35

The macronutritional components include for example, edible fats, carbohydrates and proteins. Exemplary edible fats are coconut oil, soy oil, and mono- and diglycerides. Exemplary carbohydrates are glucose, food grade (edible) lactose and hydrolyzed

cornstarch. A typical protein source would be for example, soy protein, electrodialysed whey or electrodialysed skim milk or milk whey, or the hydrolysates of these proteins, although other protein sources are also available and may be used. These macronutrients would be added in the form of commonly accepted nutritional compounds in an amount
5 equivalent to those present in human milk on an energy basis, i.e., on a per calorie basis.

The infant formula would preferably include the following vitamins and minerals: calcium, phosphorous, potassium, sodium, chloride, magnesium, manganese, iron, copper, zinc, selenium, iodine, and Vitamins A, E, D, C, and the B complex.

10

The infant formula can be sterilized and subsequently utilized on a ready-to-feed (RTF) basis or stored in a concentrated liquid or a powder. The powder can be prepared for example, by spray drying the infant formula prepared as indicated above, and the formula can be reconstituted for example, by rehydrating the concentrate. Infant nutritional
15 formulas are well known in the art and commercially available (e.g., Similac.RTM. and Alimentum.RTM. from Ross Products Division, Abbott Laboratories).

Examples of nutritional compositions of the present invention include but are not limited to infant formulas, dietary supplements, dietary substitutes, and rehydration compositions, the latter of which may also be considered as pharmaceutical compositions. Nutritional
20 compositions of particular interest include but are not limited to those utilized for enteral and parenteral supplementation for infants, specialist infant formulas, supplements for the elderly, and supplements for those with gastrointestinal difficulties and/or malabsorption. Certainly the young, the elderly, and the immunocompromised are particularly susceptible
25 to suffering serious, and even fatal, effects from the toxins.

The nutritional compositions of the present invention may also be added to food even when supplementation of the diet is not required. For example, the composition may be added to food of any type including but not limited to margarines, modified butters,
30 cheeses, milk, yogurt, chocolate, candy, snacks, salad oils, cooking oils, cooking fats, meats, fish and beverages.

In a preferred embodiment of the present invention, the nutritional composition is an enteral nutritional product, more preferably, an adult or pediatric enteral nutritional
35 product. For example, this composition may be administered to adults or children experiencing gastrointestinal distress or having specialized needs due to chronic or acute disease states. The composition may comprise, produced in accordance with the present invention, macronutrients, vitamins and minerals as described above. The macronutrients

may be present in amounts equivalent to those present in human milk or on an energy basis, i.e., on a per calorie basis.

5 Methods for formulating liquid or solid enteral and parenteral nutritional formulas are well known in the art. The enteral formula, for example, may be sterilized and subsequently utilized on a ready-to-feed (RTF) basis or stored in a concentrated liquid or lyophilized powder form. The powder can be prepared by spray drying the formula prepared as indicated above, and reconstituting it by rehydrating the concentrate. Adult and pediatric nutritional formulas are well known in the art and are commercially available (e.g.,
10 Similac(R), Ensure(R), Jevity(R) and Alimentum(R) from Ross Products Division, Abbott Laboratories, Columbus, Ohio).

The energy density of the nutritional compositions of the present invention, when in liquid form, may range from about 0.6 Kcal to about 3 Kcal per ml. When in solid or powdered
15 form, the nutritional supplements may contain from about 1.2 to more than 9 Kcals per gram, preferably about 3 to 7 Kcals per gm. In general, the osmolality of a liquid product should be less than 700 mOsm and, more preferably, less than 660 mOsm.

The nutritional formula may include macronutrients, vitamins, and minerals, as noted
20 above, in addition to the monovalent oligosaccharides of the present invention. The presence of these additional components helps the individual ingest the minimum daily requirements of these elements. In addition, it may also be desirable to add zinc, copper, folic acid and antioxidants to the composition. It is believed that these substance boost a stressed immune system and will therefore provide further benefits to the individual
25 receiving the composition. A pharmaceutical composition, as described above, may also be supplemented with these elements.

In a more preferred embodiment, the nutritional composition comprises, in addition to antioxidants and at least one monovalent oligosaccharide, a source of carbohydrate
30 wherein at least 5 weight percent of the carbohydrate is indigestible oligosaccharide. In a more preferred embodiment, the nutritional composition additionally comprises protein, taurine, and carnitine.

Diagnostic and analytical uses related to therapeutical uses

35 Furthermore, it is possible to use the *Escherichia coli* binding oligosaccharide receptors according to the present invention in the diagnosis of a condition caused by an *Escherichia coli* infection. Diagnostic uses also include the use of the *Escherichia coli* binding substance for typing of *Escherichia coli*. The typing of *E. coli* with regard to binding of the

carbohydrate receptors according to the present invention can be used to determine effective combination of therapeutic carbohydrates for a specific diarrheagenic *E. coli* strain. This can be useful for making specific lower cost therapies for local infections, the profiles of carbohydrate bindings of major diarrhea causing *E. coli* may differ in different geographic locations and during epidemics.

Novel protein bound receptors in human gastrointestinal tract

Present invention shows novel receptors in human gastrointestinal tract. These receptors are present on glycoproteins and are therefore considered as first contact receptors for infecting pathogens. The present invention is directed to the use of the novel protein linked receptors for analysis for binding of pathogens to human gastrointestinal tract. The present invention is directed to the use of the novel protein linked receptors for diagnostics for pathogens of human gastrointestinal tract.

Samples of protein linked carbohydrates from different position on the gastrointestinal epithelia were analysed. The novel protein linked receptors include protein bound lacto-receptors, leolacto-receptor, fucosyl receptors, mannose receptors or sialic acid receptors according to the invention. The novel protein linked receptors can be used for binding assay as released oligosaccharides or oligosaccharide derivatives, alternatively the protein linked oligosaccharide sequences can be used as isolated glycoproteins. Corresponding oligosaccharide sequences can be also produced synthetically. In a preferred embodiment at least part of O-glycan or N-glycan core structure of the natural protein linked receptor is included in diagnostic or analysis substances. It is especially preferred to use the sequence to analyse pathogen binding towards the novel protein linked receptor when the pathogen is infecting the part of the gastrointestinal epithelium where the novel protein linked receptor is abundant or especially found.

The novel protein linked receptors can be used for a search or design of analogous oligosaccharide substances. The analogous substances can be therapeutically useful or can be used for diagnostics of diarrhea. It is especially preferred to search or design structures for which there is available effective and economical synthesis.

Structural analysis revealed some preferred protein linked receptor to be used for analysis or diagnostics with regard to human infections. The mannose receptors are N-glycan type oligosaccharides. The present invention is directed to diagnostic and analytic uses of high-mannose or multimannose type N-glycans. The present invention is especially directed to the uses of high-mannose N-glycans comprising phosphate esters. The mannose receptors are present in all major parts of human gastrointestinal tract. The neolacto-type protein

linked oligosaccharide sequences are in a preferred embodiment N-linked glycans, the neolacto-type receptors are present in all parts of gastrointestinal tract. The lacto-receptor was especially observed on glycoproteins of intestinal tissue. The lacto-receptor is more preferentially present on O-glycan type sequence.

5 Several fucosylated novel protein bound receptors were found. Lewis a-type sequences were especially found in intestine and larynx. Other novel fucosylated receptors useful for analysis of human pathogen binding includes O-glycans comprising $\text{Fuc}\alpha 2\text{Gal}$ -structures, which are present especially on human stomach.

Sialylated novel protein linked receptors includes $\text{NeuNAc}\alpha 3\text{Gal}$ - and $\text{NeuNAc}\alpha 6\text{Gal}$ –
10 structures. $\text{NeuNAc}\alpha 3\text{Gal}$ - is in a preferred embodiment present on a N-linked glycan and $\text{NeuNAc}\alpha 6\text{Gal}$ -structures are preferentially present on both N-linked and O-linked glycans.

The novel protein linked receptors can be also used for search of substances which can inhibit the binding of the pathogen to the novel protein bound receptor. The substance may
15 be an antibody, for example an antibody present in milk, which can bind to carbohydrate receptor binding substance on pathogen. The inhibiting substance may also be a lectin binding to the novel protein linked receptor, the lectin may be for example a food lectin. In a specific embodiment it is also realized that the novel protein linked receptors can be used as receptors or substrates for probiotic bacteria, which adhere and bind or is able to
20 degradate the structure.

In a specific embodiment it is also realized that the novel protein linked receptors can be used for diagnostic or analytical methods to analyze the bindings of intestinal pathogens to the receptor structures and smaller derivatives or analogues thereof.

25 When the substance is used for diagnosis or typing, it may be included in, e.g., a probe or a test stick, optionally constituting a part of a test kit. When this probe or test stick is brought into contact with a sample containing *Escherichia coli*, the bacteria will bind the probe or test stick and can be thus removed from the sample and further analyzed. In a preferred
30 embodiment the test kit comprises at least two oligosaccharide receptors according to the present invention, more preferably the test kit comprises at least three and most preferably at least four oligosaccharide receptors according to the present invention. In a preferred embodiment the test kit comprises seven or all of the oligosaccharide receptors according to the present invention.

35 The glycolipid structures are naturally presented in a polyvalent form on cellular membranes. This type of representation can be mimicked by the solid phase assay described below or by making liposomes of glycolipids or neoglycolipids.

The present novel neoglycolipids produced by reductive amination of hydrophobic hexadecylaniline were able to provide effective presentation of the oligosaccharides. Most previously known neoglycolipid conjugates used for binding of bacteria have contained
5 negatively charged groups such as phosphor ester of phosphadityl ethanolamine neoglycolipids. Problems of such compounds are negative charge of the substance and natural biological binding involving the phospholipid structure. Negatively charged molecules are known to be involved in numerous non-specific bindings with proteins and other biological substances. Moreover, many of these structures are labile and can be
10 enzymatically or chemically degraded. The present invention is directed to the non-acidic conjugates of oligosaccharide sequences meaning that the oligosaccharide sequences are linked to non-acidic chemical structures. Preferably, the non-acidic conjugates are neutral meaning that the oligosaccharide sequences are linked to neutral, non-charged, chemical structures. The preferred conjugates according to the invention are polyvalent substances.

15 In the previous art bioactive oligosaccharide sequences are often linked to carrier structures by reducing a part of the receptor active oligosaccharide structure. Hydrophobic spacers containing alkyl chains $(-\text{CH}_2-)_n$ and/or benzyl rings have been used. However, hydrophobic structures are in general known to be involved in non-specific interactions
20 with proteins and other bioactive molecules.

The neoglycolipid data of the examples below show that under the experimental conditions used in the assay the hexadecylaniline parts of the neoglycolipid compounds do not cause non-specific binding for the studied bacterium. In the neoglycolipids the hexadecylaniline
25 part of the conjugate forms probably a lipid layer like structure and is not available for the binding. The invention shows that reducing a monosaccharide residue belonging to the binding epitope may destroy the binding. It was further realized that a reduced monosaccharide can be used as a hydrophilic spacer to link a receptor epitope and a polyvalent presentation structure. According to the invention it is preferred to link the
30 bioactive oligosaccharide via a hydrophilic spacer to a polyvalent or multivalent carrier molecule to form a polyvalent or oligovalent/multivalent structure. All polyvalent (comprising more than 10 receptor active oligosaccharide residues) and oligovalent/multivalent structures (comprising 2-10 receptor active oligosaccharide residues) are referred here as polyvalent structures, though depending on the application
35 oligovalent/multivalent constructs can be more preferred than larger polyvalent structures. The hydrophilic spacer group comprises preferably at least one hydroxyl group. More preferably the spacer comprises at least two hydroxyl groups and most preferably the spacer comprises at least three hydroxyl groups.

According to the invention it is preferred to use polyvalent conjugates in which the hydrophilic spacer group linking the oligosaccharide sequences to polyvalent presentation structure is preferably a flexible chain comprising one or several –CHOH- groups and/or
 5 an amide side chain such as an acetamido –NHCOCH₃ or an alkylamido. The hydroxyl groups and/or the acetamido group also protects the spacer from enzymatic hydrolysis in vivo. The term flexible means that the spacer comprises flexible bonds and do not form a ring structure without flexibility. A reduced monosaccharide residues such as ones formed by reductive amination in the present invention are examples of flexible hydrophilic
 10 spacers. The flexible hydrophilic spacer is optimal for avoiding non-specific binding of neoglycolipid or polyvalent conjugates. This is essential optimal activity in bioassays and for bioactivity of pharmaceuticals or functional foods, for example.

A general formula for a conjugate with a flexible hydrophilic linker has the following
 15 Formula 2:



wherein L₁ and L₂ are linking groups comprising independently oxygen, nitrogen, sulphur or carbon linkage atom or two linking atoms of the group forming linkages such as –O-, -
 20 S-, -CH₂-, -NH-, -N(COCH₃)-, amide groups –CO-NH- or –NH-CO- or –N=N- (hydrazine derivative) or hydroxylamine –O-NH- and –NH-O-. L₁ is linkage from carbon 1 of the reducing end monosaccharide of X or when n = 0, L₁ replaces –O- and links directly from the reducing end C1 of OS.

25

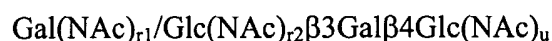
p₁, p₂, p₃, and p₄ are independently integers from 0-7, with the proviso that at least one of p₁, p₂, p₃, and p₄ is at least 1. CH₁₋₂OH in the branching term {CH₁₋₂OH}_{p1} means that the chain terminating group is CH₂OH and when the p₁ is more than 1 there is secondary
 30 alcohol groups –CHOH- linking the terminating group to the rest of the spacer. R is preferably acetyl group (–COCH₃) or R is an alternative linkage to Z and then L₂ is one or two atom chain terminating group, in another embodiment R is an analog forming group comprising C₁₋₄ acyl group (preferably hydrophilic such as hydroxy alkyl) comprising amido structure or H or C₁₋₄ alkyl forming an amine. And m > 1 and Z is polyvalent carrier.
 35 OS and X are defined in Formula 1.

Preferred polyvalent structures comprising a flexible hydrophilic spacer according to formula 2 include *Escherichia coli* binding oligosaccharide sequence (OS) β1-3 linked to

Gal β 4Glc(red)-Z, and OS β 6GlcNAc(red)-Z and OS β 6GalNAc(red)-Z., where “(red)” means the amine linkage structure formed by reductive amination from the reducing end monosaccharides and an amine group of the polyvalent carrier Z.

- 5 In the present invention the oligosaccharide group is preferably linked in a polyvalent or an oligovalent form to a carrier which is not a protein or peptide to avoid antigenicity and possible allergic reactions, preferably the backbone is a natural non-antigenic polysaccharide.

- 10 Therefore the some of optimal polyvalent non-acidic substances to be used according to the invention comprises a terminal oligosaccharide sequence



- 15 wherein r1, r2, and u are each independently 0 or 1,

More preferably u=0 and

most preferably the oligosaccharide sequence presented in polyvalent form is



or an analog or derivative thereof.

20

Soluble polyvalent conjugates comprising hydroxylamine linkage

Effective production of soluble polyvalent oligosaccharide conjugates, which are

biologically acceptable has been a problematic. The problem was solved by using a

chemoselective O-hydroxylamine structure to be reacted with the reducing end aldehyde of

- 25 the oligosaccharide to be coupled. The oxygen of the carrier is linked to the backbone or spacer and the nitrogen is linked to the C-of the reducing end of the oligosaccharide. The reaction can be produced under conditions where the polysaccharide backbone is soluble such as in aqueous buffer.

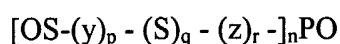
The present invention is specifically directed to oligosaccharides conjugated to polyvalent

- 30 oligosaccharide or polysaccharide structures by O-hydroxylamine structue.

The present invention is further directed to diarrheagenic *E. coli* inhibiting substance according to

the formula

35



(SP1)

wherein PO is an oligomeric or polymeric carrier structure, OS is an oligosaccharide sequence according to the invention, PO is preferably oligosaccharide or polysaccharide structure, n is an integer ≥ 1 indicating the number of oligosaccharide groups covalently attached to the carrier PO, S is a spacer group, p, q and r are each 0 or 1, whereby at least one of p and r is different from 0, y and z are linking groups, at least one of y and z being an O-hydroxylamine residue $-O-NH-$ or $-O-N=$, with the nitrogen atom being linked to the OS and/or PO structure, respectively, and the other y and z, if present, is a chemoselective ligation group, with the proviso that when n is 1, the carrier structure PO is an oligosaccharide or polysaccharide. The present invention is preferably directed to polyvalent constructs wherein the oligosaccharide is linked from the reducing end to the nitrogen atom of the O-hydroxylamine structure.

Chemoselective ligation groups

The chemoselective ligation group y and/or z is a chemical group allowing coupling of the OS- group to a spacer group or a $OS-(y)_p-(S)_q-(z)_r$ group to the PO carrier, specifically without using protecting groups or catalytic or activator reagents in the coupling reaction. According to the invention, at least one of these groups y and z is a O-hydroxylamine residue $-O-NH-$ or $-O-N=$. Examples of other chemoselective ligation groups which may be present include the hydrazino group $-N-NH-$ or $-N-NR_1-$, the ester group $-C(=O)-O-$, the keto group $-C(=O)-$, the amide group $-C(=O)-NH-$, $-O-$, $-S-$, $-NH-$, $-NR_1-$, etc., wherein R_1 is H or a lower alkyl group, preferably containing up to 6 carbon atoms, etc. A preferred chemoselective ligation group is the ester group $-C(=O)-O-$ formed with a hydroxy group, and the amide group $-C(=O)-NH-$ formed with an amine group on the PO or Bio group, respectively. In a preferred embodiment, y is an O-hydroxylamine residue and z is an ester linkage.

Preferably p, q, and r are 1. If q is 0, then preferably one of p and r is 0.

Preferred polysaccharide or oligosaccharide backbone (PO) structures include glycosaminoglycans such as chondroitin, chondroitin sulphate, dermatan sulphate, poly-N-acetylactosamine or keratan sulphate, hyaluronic acid, heparin, and heparin precursors including N-acetylheparosan and heparan sulphate; chitin, chitosan, starch and starch or glycogen fractions. A preferred backbone structure is a cyclodextrin. Useful starch fractions includes amylose and amylopectin fractions.

The invention is specifically directed to use of water soluble forms of the backbone structures such as very low molecular weight chitosan polysaccharide mixture or chitosan oligomer fraction containing hexamer and larger chitosan oligosaccharides, called here chitomer.

5

Preferred spacer structure includes ones described for hydrophilic linker above, aminooxyacetic acid. According to an embodiment of the invention the spacer group, when present, is preferably selected from a straight or branched alkylene group with 1 to 10, preferably 1 to 6 carbon atoms, or a straight or branched alkenylene or alkynylene group with 2 to 10, or 2 to 6 carbon atoms. Preferably such group is a methylene or ethylene group. In the spacer group one or more of the chain members can be replaced by -NH-, -O-, -S-, -S-S-, =N-O-, an amide group -C(O)-NH- or -NH-C(O)-, an ester group -C(O)O- or -O-C(O)-, or -CHR₂, where R₂ is an alkyl or alkoxy group of 1 to 6, preferably 1 to 3 carbon atoms, or -COOH. Preferably a group replacing a chain member is -NH-, -O-, an amide or an ester group.

15

The present invention is in a specific embodiment directed to the use of minimal disaccharide epitopes and partial epitopes described by the invention as soluble polyvalent conjugates according to the invention.

20

Zoonotic *Helicobacter* species

The present invention is also directed to *Helicobacter* species causing gastric infections to human and animal living in close contact with human. The zoonotic species also cause other diseases as described by the invention. The species of bacteria have varying zoonotic potential. The bacteria from animals living in close contact with human includes the large group of enterohepatic *Helicobacters* from *H. pullorum* to *H. westmaedii* and gastric species from *H. suis* to *H. salomonis*, preferably also including bovine species (*H. bovis*) and monkey species fig. 1 Dewhurst et al. 2000. The species of bacteria form homologous groups known to zoonotically infect human. This grouping does not include *H. mustelae* type "wild animal" species, less interesting as therapy targets. These *Helicobacters* form homologous groups known to containing zoonotic activities. Moreover the present invention describes the carbohydrate binding activities allowing the bacteria to spread. The species are different from *H. pylori* having Lewis b and/ more pronounced sialic acid based infection mechanisms. The invention is preferably directed to inhibition to the *Helicobacters* known to cause zoonotic infections. The preferred species includes group of "gastrospirilla" bacteria, zoonotic cat and dog pathogens *H. felis*- *H. bizzzeronii*- and *H. salomonis*, which are same or very similar to a group of human infecting bacteria named in human *H. heilmannii* and another type of *H. heilmannii* resembles closely *candidatus H.*

35

suis, a pig *Helicobacter*. Yet another zoonotic group includes species characterized as *Flexipira rappini* isolated from aborted lambs, dog and human faeces and pig intestine. Group of *Helicobacter* species called *H. rappini* has been also known to infect human, with similarity to *H. bilis* and *H. troglodytes*. Especially zoonotic species include also *H.*
5 *canis* and *H. pullorum* (from poultry to human) (On 2001) and *H. fenellilae*, *H. cinaedi*, *H. canadiens*, *H. winthamensis* and *H. westmaadi* (Fox 2002).

Zoonotic enteric infections causing diarrhea and other enteric diseases

The present invention is also directed to treatment and/or prevention of diarrheas
10 caused by zoonotic *Helicobacter* species. In a preferred embodiment one or several of the carbohydrates are used for acute or preventive treatment of infections in animals living in close contact with humans. The invention is specifically directed to treatments of pet animals infectable with zoonotically spreading *Helicobacter* species. Such infected pets have reported to infect human beings and cause diseases including diarrheas. In a specific
15 embodiment the treatment is given to the human or animal that is suffering of weakened immune protection or immunodeficiency.

Zoonotic *Helicobacter* infections causing hepatobiliary disease

The present invention is also directed to the treatment and/or prevention of hepatobiliary
20 infection caused by zoonotic *Helicobacter* species. In a preferred embodiment one or several of the carbohydrates are used for acute or preventive treatments of infections in animals living in close contact with humans. The invention is specifically directed to the treatment of pet animals infectable with zoonotically spreading *Helicobacter* species. Such infected pets have been reported to infect human beings and cause diseases including
25 hepatobiliary diseases. In a specific embodiment the treatment is given to the human or animal that is suffering of weakened immune protection or immunodeficiency.

Zoonotic *Helicobacter* infections causing gastric or hepatic disease

The present invention is also directed to the treatment and/or prevention of gastric
30 infections and diseases caused by zoonotic *Helicobacter* species. In a preferred embodiment one or several of the carbohydrates are used for acute or preventive treatments of infections in animals living in close contact with humans. The invention is specifically directed to the treatment of pet animals infectable with zoonotically spreading *Helicobacter* species. Such infected pets have been reported to infect human beings and
35 cause diseases including gastric infections. In a specific embodiment the treatment is given to the human or animal that is suffering of weakened immune protection or immunodeficiency.

Enterohepatic Helicobacteria

The invention is primarily targeted to common binding specificity shared with enterohepatic *non-H.pylori Helicobacter* species. These species includes *H. canis*, *H. bilis* and *H. hepaticus*. The similar galactose based binding specificity profile towards human and animal glycoconjugates is also observable with *H. fenelliae*, *H. rappini* and *H. pullorum*. In general the ecologic niches in enterohepatic system allows an effective use of limited amount of receptor carbohydrates. The present invention identifies the major receptor carbohydrates useful for binding enterohepatic system of human and animals. In a specific embodiment the galactose binding specificity is further applicable for inhibition and binding assays with other enterohepatic *Helicobacter* species having the same infectivity profile in enterohepatic system of human and animals.

Zoonotic Helicobacteria causing gastric infection

The present invention is further directed to treatment of *non-H. pylori Helicobacteria* which are primarily infecting animals including preferably pets, preferably cats and dogs, and which also zoonotically infect human. Examples of zoonotic gastric pathogens includes *H. felis* and *H. heilmannii*. The present invention is not directed to binding specificities of *H. mustellae* included only as control which is not known to infect human or common pet animals such as cats and dogs.

Glycolipid and carbohydrate nomenclature is essentially according to recommendations by the IUPAC-IUB Commission on Biochemical Nomenclature (Carbohydrate Res. 1998, 312, 167; Carbohydrate Res. 1997, 297, 1; Eur. J. Biochem. 1998, 257, 29).

It is assumed that Gal, Glc, GlcNAc, and Neu5Ac are of the D-configuration, Fuc of the L-configuration, and all the monosaccharide units in the pyranose form. Glucosamine is referred as GlcN or GlcNH₂ and galactosamine as GalN or GalNH₂. Glycosidic linkages are shown partly in shorter and partly in longer nomenclature, the linkages of the Neu5Ac-residues $\alpha 3$ and $\alpha 6$ mean the same as $\alpha 2-3$ and $\alpha 2-6$, respectively, and with other monosaccharide residues $\alpha 1-3$, $\beta 1-3$, $\beta 1-4$, and $\beta 1-6$ can be shortened as $\alpha 3$, $\beta 3$, $\beta 4$, and $\beta 6$, respectively. Lactosamine refers to N-acetyllactosamine, Gal $\beta 4$ GlcNAc, and sialic acid is N-acetylneuraminic acid (Neu5Ac) or N-glycolylneuraminic acid (Neu5Gc) or any other natural sialic acid. The sialic acid are referred together as NeuNX, wherein preferably X is Ac or Gc. Occasionally Neu5Ac/Gc/X may be referred as NeuNAc/NeuNGc/NeuNX. Term glycan means here broadly oligosaccharide or polysaccharide chains present in human or animal glycoconjugates, especially on glycolipids or glycoproteins. In the shorthand nomenclature for fatty acids and bases, the number before the colon refers to the carbon chain length and the number after the colon

gives the total number of double bonds in the hydrocarbon chain. Abbreviation GSL refers to glycosphingolipid. Abbreviations or short names or symbols of glycosphingolipids are given in the text and Table 2. *Escherichia coli* refers also to the bacteria similar to *Escherichia coli*.

5

The expression "terminal oligosaccharide sequence" indicates that the oligosaccharide is not substituted to the non-reducing end terminal residue by another monosaccharide residue.

- 10 The term " α 3/ β 3" indicates that the adjacent residues in an oligosaccharide sequence can be either α 3- or β 3- linked to each other.

The publications and other materials used herein to illuminate the background of the invention, and in particular, to provide additional details with respect to its practice, are
15 incorporated herein by reference.

The present invention is further illustrated by the following examples, which in no way are intended to limit the scope of the invention:

20 EXAMPLES

EXAMPLE I

Experimental procedures

- 25 *Culture Conditions and Labeling* — The *E. coli* strains were cultured on Luria-agar with the addition of 10 μ l 35 S-methionine (400 μ Ci; Amersham Pharmacia Biotech, U.K.) at 37 °C for 12 h. The bacteria were harvested by scraping, washed three times with phosphate-buffered saline (PBS), pH 7.3, and thereafter resuspended in PBS (with or without 1% mannose (w/v)) to 1×10^8 CFU/ml. The specific activities of the suspensions were
30 approximately 1 cpm per 100 bacteria.

- Reference Glycosphingolipids* — Total acid and non-acid glycosphingolipid fractions were obtained by standard procedures (1). The individual glycosphingolipids were isolated by repeated chromatography on silicic acid columns of the native glycosphingolipid fractions,
35 or acetylated derivatives thereof. The identity of the purified glycosphingolipids was confirmed by mass spectrometry (2), proton NMR spectroscopy (3), and degradation studies (4, 5).

- Preparation of neoglycolipids.* Oligosaccharides with terminal GlcNAc were synthetic oligosaccharides GlcNAc β 3Gal β 4GlcNAc, GlcNAc β 3Gal β 4GlcNAc β 3Gal β 4Glc and GlcNAc β 3Gal β 4GlcNAc β 6GlcNAc from Carbion Oy, Finland, and mannose oligosaccharide was from Dextralabs, UK were reductively aminated with 4-hexadecylaniline (abbreviation HDA, from Aldrich, Stockholm, Sweden) by cyanoborohydride (Halina Miller-Podraza, to be published later). The products were characterized by mass spectrometry and were confirmed to be reductively aminated conjugated of the oligosaccharides and HDA.
- 10 *Thin-Layer Chromatography* — Thin-layer chromatography of glycosphingolipids was performed on glass- or aluminum-backed silica gel 60 HPTLC plates (Merck, Darmstadt, Germany), using chloroform/methanol/water 60:35:8 (by volume) as solvent system. Chemical detection was done with anisaldehyde (6).
- 15 *Glycosphingolipid Binding Assays* — Binding of ^{35}S -labeled bacteria to glycosphingolipids on thin-layer chromatograms was done as reported (7). Dried chromatograms were dipped for 1 min in diethylether/*n*-hexane (1:5, by volume) containing 0.5% (w/v) polyisobutylmethacrylate (Aldrich Chem. Comp. Inc., Milwaukee, WI). After drying, the chromatograms were soaked in PBS containing 2% bovine serum albumin (w/v), 0.1% NaN_3 (w/v) and 0.1% Tween 20 (by volume) for 2 h at room temperature. The chromatograms were subsequently covered with radiolabeled bacteria diluted in PBS ($2\text{--}5 \times 10^6$ cpm/ml). Incubation was done for 2 h at room temperature, followed by repeated washings with PBS. The chromatograms were thereafter autoradiographed using XAR-5 X-ray films (Eastman Kodak, Rochester, NY) for 12 h.
- 20 Autoradiograms were replicated using a CCD camera (Dage-MTI, Inc., Michigan City, In), and analysis of the images was performed using the public domain NIH Image program (developed at the U.S. National Institutes of Health, and available at <http://rsb.info.nih.gov/nih-image/>).
- 30 *Inhibition with Soluble Oligosaccharides* — As a test for possible inhibition of binding by soluble sugars ^{35}S -labeled *E. coli* strains were incubated for 1 h at room temperature with approximately 1.5 mM of globotriaose, globotetraose, lacto-N-tetraose, lacto-N-neotetraose, 3'-sialyllactose and 6'-sialyllactose in PBS. The final concentrations of the inhibiting oligosaccharides on the TLC-plate were 0.3 mM. Lactose was tested at final concentrations from 1 mg/ml and 2 mg/ml. Thereafter the chromatogram binding assay was performed as described above.
- 35

Analysis of glycosylation from human gastrointestinal system — Human mucosa samples were obtained from surgical operations. They represented epithelial tissues of the larynx and the gastrointestinal tract, namely stomach and colon.

- 5 Reducing oligosaccharides were isolated by non-reductive β -elimination. After purification, they represented all kinds of cellular glycans mainly from proteins.

MALDI-TOF MS was performed with a Voyager-DE STR BioSpectrometry Workstation, essentially as in (Saarinen et al., 1999; Papac et al., 1996; Harvey, 1993). Neutral
10 oligosaccharides were analysed with 2,5-dihydrobenzoic acid matrix in positive ion reflector mode, and acidic oligosaccharides were analysed with 2',4',6'-trihydroxyacetophenone matrix in negative ion linear mode.

All exoglycosidase reactions were performed essentially as described previously (Nyman
15 et al., 1996; Saarinen et al., 1999) and analysed by MALDI-TOF MS. The enzymes and their specific control reactions with characterised oligosaccharides were: β -N-acetylglucosaminidase (*Streptococcus pneumoniae*, recombinant, *E. coli*; Calbiochem, USA) digested GlcNAc β 1-6Gal-R in β 1,4-galactosidase treated lacto-N-hexaose but not GalNAc β 1-4GlcNAc β 1-3/6Gal-R in a synthetic oligosaccharide; *Arthrobacter ureafaciens*
20 sialidase (recombinant, *E. coli*; Glyko, UK) digested both Neu5Ac α 2-3Gal β 1-4GlcNAc-R and Neu5Ac α 2-6Gal β 1-4GlcNAc-R in synthetic oligosaccharides; α 2,3-sialidase (*Streptococcus pneumoniae*, recombinant, *E. coli*; Glyko, UK) digested Neu5Ac α 2-3Gal β 1-4GlcNAc-R but not Neu5Ac α 2-6Gal β 1-4GlcNAc-R in synthetic oligosaccharides; α 1,2-fucosidase (*Xanthomonas manihotis*; Glyko, UK) digested Fuc α 1-2Gal β 1-3GlcNAc-
25 R in monofucosyllacto-N-hexaose I but not Gal β 1-4(Fuc α 1-3)GlcNAc in lacto-N-fucopentaose III; α 1,3/4-fucosidase (*Xanthomonas* sp.; Calbiochem, USA) digested Gal β 1-4(Fuc α 1-3)GlcNAc-R in lacto-N-fucopentaose III but not Fuc α 1-2Gal β 1-3GlcNAc-R in monofucosyllacto-N-hexaose I; β 1,4-galactosidase (*Streptococcus pneumoniae*, recombinant, *E. coli*; Calbiochem, USA) digested Gal β 1-4GlcNAc-R but not Gal β 1-
30 3GlcNAc-R in lacto-N-hexaose; β 1,3-galactosidase (recombinant, *E. coli*; Calbiochem, USA) digested Gal β 1-3GlcNAc-R but not Gal β 1-4GlcNAc-R in lacto-N-hexaose; α -mannosidase (Jack bean; Glyko, UK) transformed a mixture of high-mannose N-glycans to the Man₁GlcNAc₂ N-glycan core trisaccharide. Control digestions were performed in parallel and analysed similarly to the analytical exoglycosidase reactions.

35

Results

Screening for Carbohydrate Binding Activity of Diarrheagenic E. coli

Using Mixtures of Glycosphingolipids — During the initial studies the potential carbohydrate recognition of a number of diarrheagenic *E. coli* strains (summarized in Table 1) was evaluated using well characterized mixtures of glycosphingolipids in the chromatogram binding assay, in order to expose the bacteria to a large number of variant carbohydrate sequences. Thereby, a selective binding to some glycosphingolipids was detected, while other compounds were not recognized by the bacteria. The binding patterns obtained varied between the strains as exemplified in Fig. 1.

Binding of CCUG Type Strains to Pure Glycosphingolipids — To further define the binding characteristics, two type strains (CCUG 38068 and 38077) were selected for binding assays using pure glycosphingolipids on thin-layer chromatograms, as exemplified in Fig. 2. The results are summarized in Table 2. Thus, both strains bound to lactosylceramide. The binding to lactosylceramide was only obtained when this glycosphingolipid had a ceramide with sphingosine or phytosphingosine and hydroxy fatty acids (No.5 in Table 2), whereas lactosylceramide with sphingosine and non-hydroxy fatty acids (No. 4) was consistently non-binding.

Further glycosphingolipids recognized by both bacteria were galabiasylceramide (No. 6), isoglobotriaosylceramide (No. 7), globotriaosylceramide (No. 8), gangliotriaosylceramide (No. 10), gangliotetraosylceramide (No. 11), globotetraosylceramide (No. 12), Forssman glycosphingolipid (No. 14), neolactotetraosylceramide (No.15), lactotetraosylceramide (No. 23), neolactoheptaosylceramide (No. 22) and NeuGc α 3-neolactoheptaosylceramide (No. 36). The binding to these glycosphingolipids was not dependent on ceramide structure.

The strain CCUG 38077, but not strain CCUG 38068, also bound to a number of gangliosides (Nos. 28, 29, 31-36; exemplified in Fig. 2). Binding-active gangliosides had both *N*-acetyl- and *N*-glycolyl neuraminic acid, and the neuraminic acid could be both α 3-linked and α 6-linked. However, all gangliosides were not recognized, *e.g.* no binding to the GD1a ganglioside (No. 30) was obtained.

The strain CCUG 38068 on the other hand bound to the Le^a-5 glycosphingolipid (No. 24), which was not recognized by strain CCUG 38077.

The two strains of *E. coli* were also shown to bind to Man α 3(Man α 6)Man on thin-layer chromatograms. The saccharide was tested after coupling with a lipid tail through reductive amination. Further experiments with double branched mannose-containing neoglycolipids indicated that the binding was dependent on the presentation of the saccharide.

Neoglycolipids with terminal GlcNAc β 3LacNAc were also recognized by the two CCUG strains.

5 *Example of neoglycolipid binding experiment*

The isomeric pentasaccharides were produced by specific β 3-galactosidase (Calbiochem, La Jolla, CA) and β 4-galactosidase (from *D.pneumonia*, Sigma, ST Louis, MO) digestions digestion from commercial hexasaccharides para-lacto-N-hexaose (from Dextra laboratories, Reding, UK) and from Lacto-N-hexaose (Isosep, Tullinge, Sweden) to obtain
 10 GlcNAc β 3Gal β 4GlcNAc β 3Gal β 4Glc and Gal β 3GlcNAc β 3(GlcNAc β 6)Gal β 4Glc. GlcNAc β 3Gal β 4GlcNAc β 6Gal β 4Glc was produced from GlcNAc β 6Gal β 4Glc (Sigma St Louis, MO) by first β 4-galactosyltransferase (Calbiochem, La Jolla, CA) reaction using UDP-Gal (Kyowa Hakko, Japan) as donor and then by β 3-GlcNAc-transferase (human serum) and UDP-GlcNAc (Kyowa Hakko, Japan). The oligosaccharides were purified
 15 using gel filtration chromatography and characterized by NMR-spectroscopy and mass spectrometry. The pentasaccharides and Man α 3(Man α 6)Man were reductively aminated with 4-hexadecylaniline (abbreviation HDA, from Aldrich, Stockholm, Sweden) by cyanoborohydride (Halina Miller-Podraza, to be published later). The products were characterized by mass spectrometry were confirmed to be the corresponding
 20 GlcNAc β 3Gal β 4GlcNAc β 3Gal β 4Glc(red)-HDA, Gal β 3GlcNAc β 3(GlcNAc β 6)Gal β 4Glc(red)-HDA, GlcNAc β 3Gal β 4GlcNAc β 6Gal β 4Glc(red)-HDA, and Man α 3(Man α 6)Man(red)-HDA [where "(red)-" means the amine linkage structure formed by reductive amination from the reducing end glucoses of the saccharides and amine group of the hexadecylaniline (HDA)]. The compound
 25 GlcNAc β 3Gal β 4GlcNAc β 3Gal β 4Glc(red)-HDA and Man α 3(Man α 6)Man(red)-HDA had binding activity with regard to two strains of diarrheagenic *E.coli* (CCUG 38068 and 38077) in TLC overlay assay described above while the pentasaccharides Gal β 3GlcNAc β 3(GlcNAc β 6)Gal β 4Glc(red)-HDA, GlcNAc β 3Gal β 4GlcNAc β 6Gal β 4Glc(red)-HDA had much weaker or non-existent binding
 30 activities. The results indicated that GlcNAc β 3Gal β 4GlcNAc β 3Gal β 4Glc-type neolactostructures bind effectively to diarrheagenic *E. coli*. The binding is reduced much if the GlcNAc β 3 is changed to GlcNAc β 6- in the structure. The results also demonstrated similarly that blocking the middle galactose in lacto tetraose structure by a GlcNAc branch Gal β 3GlcNAc β 3(GlcNAc β 6)Gal β 4Glc diminished the binding on a TLC-overlay assay.

35

Binding specificities in different types of diarrheagenic E. coli

Screening for binding specificities in different types of diarrheagenic *E. coli* , i.e. enterotoxigenic (ETEC), enteropathogenic (EPEC), enteroaggregative (EAGG),

enteroinvasive (EIEC) and enterohemorrhagic (EHEC) showed that the majority of the described binding specificities were found in most strains (data about typical/type strains are summarized in Table 4. Thus binding to lactosylceramide, lacto- and neolacto was obtained with all strains tested, and globobinding was obtained by all strains with the exception of wild type EHEC strains. In this collection mainly the type strains, sialic acid binding was obtained with one enteroaggregative strain. However, several wild type diarrheagenic *E. coli* strains bind to sialic acid (see e.g. Fig 6 and Fig 3). The absence of binding of EHEC to globoseries glycosphingolipids and to gangliosides is illustrated in Fig. 7(lane 1, and lanes 3,5,6,8, and 9 respectively). The binding obtained in lane 7 is related to lactosylceramide binding.

Preferential recognition of NeuGc-neolactotetraosylceramide

To dissect the sialic acid binding preferences of diarrheagenic *E. coli*, the binding of bacteria to variants of sialyl-neolactotetraosylceramide was compared. The bacteria bound with highest affinity to NeuGc α 3-neolactotetraosylceramide (NeuGc α 3Gal β 4GlcNAc β 3Gal β 4GlcNAc β 3Gal β 4Glc β Cer), followed by NeuAc α 6-neolactotetraosylceramide (NeuAc α 6Gal β 4GlcNAc β 3Gal β 4GlcNAc β 3Gal β 4Glc β Cer), and finally NeuAc α 3-neolactotetraosylceramide (NeuAc α 3Gal β 4GlcNAc β 3Gal β 4GlcNAc β 3Gal β 4Glc β Cer). The comparison was performed by using dilution series of glycolipids and comparing the disappearance of the bindings when the amounts of glycolipids were reduced. Taken together the results indicate that even higher binding can be obtained with α 6-linked NeuGc.

Based on binding patterns and carbohydrate structures the binding-activities were classified into eight separate binding specificities:

- a) Lactosylceramide-binding: represented by lactosylceramide (No. 5) and isoglobotriaosylceramide (No. 7).
- b) Ganglio-binding: represented by gangliotriaosylceramide (No. 10) and gangliotetraosylceramide (No. 11).
- c) Gal α 4Gal-binding: represented by galabiosaosylceramide (No. 6), globotriaosylceramide (No. 8), globotetraosylceramide (No. 12) and the Forssman glycosphingolipid (No. 14).
- d) Lacto-binding; represented by lactotetraosylceramide (No. 23).
- e) Neolacto-binding: represented by neolactotetraosylceramide (No.15), neolactoheptaosylceramide (No. 22) and NeuGc α 3-neolactoheptaosylceramide (No. 36).

- f) Binding to fucosylated glycosphingolipids: represented by the Le^a-5 glycosphingolipid (No. 24).
- g) NeuAc/NeuGc-X: represented by the gangliosides Nos. 28, 29, 31-36.
- h) Mannose-X: represented by the Man α 3(Man α 6)Man-neoglycolipid.

5

Each wild type strain (Table 1) exhibited two or more of the binding specificities listed above, and the combination of binding specificities varied among the strains. Most strains had even three or more binding specificities. Four and more binding specificities were observed often and most strains may probably have capacity to express all or almost all of the specificities, though the specificities may necessarily not be active all the time. The need of use two or more oligosaccharide sequences at the same time is emphasized by the fact that the expression of the bindings varies between the strains.

15

Inhibition Experiments —

Inhibition by a mixture of globotetraose and 3'sialyllactose

The ability of soluble oligosaccharides to interfere with the binding of diarrheagenic *E. coli* to glycosphingolipids on thin-layer plates was examined by incubating the bacteria with a mixture of globotetraose and 3'sialyllactose before binding on chromatograms. The results are shown in Fig. 3. Thus, by incubation of the bacteria with a mixture of oligosaccharides an inhibition of the binding to both globotetraosylceramide and 3'sialyl-paragloboside was obtained. Inhibition of binding to globotriaosylceramide was also obtained by preincubating the bacteria with 1.5 mM globotriaose, with final concentration of 0.3 mM.

25

Inhibition by a mixture of globotriose, lacto-N-neotetraose and 6'sialyllactose

The ability of soluble oligosaccharides to interfere with the binding of diarrheagenic *E. coli* to glycosphingolipids on thin-layer plates was further examined by incubating the bacteria with a mixture of globotetraose and 3'sialyllactose before binding on chromatograms. The results are shown in Fig. 6. Thus, by incubation of the bacteria with a mixture of oligosaccharides a simultaneous inhibition of the binding to globotriasylceramide, NeuNGc α 3neolactohexaosylceramide (carrying a midchain neolactoepitope) and NeuGc α 3neolactotetraosylceramide was obtained. The data showed simultaneous inhibitions against two epitopes present on the same molecule. A further observation was that binding to NeuGc α 3neolactotetraosylceramide is inhibited by 6'sialyllactose, demonstrating that the α 3-linked and α 6-linked sialic acid is bound by the same bacterial adhesin.

35

Other results from the inhibition studies. In control experiments the monovalent free oligosaccharides described above specifically inhibited the binding to the glycolipids containing the same receptor structure but not to other glycolipids. The globoseries oligosaccharides inhibited binding to globo-receptor, Lacto-N-neotetraose inhibited binding to neolacto glycolipid and the sialylalctoses inhibited binding to the sialyl-receptor glycolipids as described above at 0.3 mM final concentration, but no cross-reactivity was observed. Lacto-N-tetraose was also able to inhibit the binding of diarrheagenic *E. coli* to lactotetraosylceramide when lowest densities of glycolipids were used in inhibition experiments as described above. As a control lactose was tested with final concentrations to 1-2 mg/ml (3-6 mM) with no inhibiting activity. Interestingly the disaccharide terminal ganglioside epitope Gal β 3GalNAc was also not active as monovalent inhibitor at 0.3 mM concentration against the Ganlio-receptor glycolipid, indicating the the disaccharide sequence may be more useful when conjugated to a polyvalent carrier than a monovalent inhibitor.

The inhibition experiments show that the frequent binding specificities according to the invention are

1. separate
2. inhibitable by relatively low concentrations of monovalent oligosaccharides and
3. inhibitable simultaneously with no harmful effects due to presence of several oligosaccharides,

Selective switch-off of binding specificities

During these studies we have observed that upon prolonged sub-culture of diarrheagenic *E. coli* one or several of the binding specificities may be selectively lost. This is exemplified in Fig. 8 demonstrating a loss of binding to isoglobotriaosylceramide (lane 4), while the binding to gangliotetraosylceramide (lane 5) and globotetraosylceramide (lane 6) remain suggesting a down-regulation of the isoglobotetraosylceramide/lactosylceramide binding adhesin. The isoglobosylceramide contains activating a hydroxylfatty acid, giving it activity of the lactosylceramide family. However, no specific pattern in this switch-off could be discerned, *i.e.* different binding specificities were lost at different times. The inventors noticed quite random loss of any of the binding specificities. As the any of the binding specificities may be lost the use of at least two binding monovalent or polyvalent inhibitors according to the inventio is preferred.

The frequent binding specificities

Numerous TCL-overalys were run with the large collection of different types of diarrhea causing *E. coli* strains. Four binding specificities were found out to be especially frequently occurring among the bacteria: binding to Globo-receptor, Sialic acid-receptors, Neolacto-receptors, and Lacto-receptors. The Globo-receptor binding was especially stable against the spontaneous "switch-off".

Analysis of protein glycosylation from human gastrointestinal system — The occurrence of some terminal glycan epitopes in the samples is exemplified below. In all these analyses, the detection level is of the order of 5 % of the relative abundances of the most abundant components.

Gal β 1-4GlcNAc β -R. Terminal type II N-acetylglucosaminyl groups, as evidenced by susceptibility to *Streptococcus pneumoniae* β 1,4-galactosidase digestion, were detected in all the analysed tissues, namely larynx, stomach, and colon. For example, a peak at m/z 1809.73 in the positive ion reflector mode mass spectrum of the colon sample, corresponding to the ion structure $[\text{Hex}_5\text{HexNAc}_4\text{Fuc}+\text{Na}]^+$, calc. $m/z = 1809.64$, was eliminated by β 1,4-galactosidase treatment and transformed into m/z 1485.68, corresponding to the ion structure $[\text{Hex}_3\text{HexNAc}_4\text{Fuc}+\text{Na}]^+$, calc. $m/z = 1485.53$.

Gal β 1,3-R. Terminal β 1,3-galactosidase susceptible galactose residues were detected only in colon epithelium, but not in larynx or stomach epithelium. A clear increase in the intensity of a peak at m/z 933.37 in the positive ion reflector mode mass spectrum, corresponding to the ion structure $[\text{Hex}_3\text{HexNAc}_2+\text{Na}]^+$, calc. $m/z = 933.32$, was generated in a β 1,4-galactosidase pretreated sample by the action of β 1,3-galactosidase. Also, the intensity of a peak at m/z 1996.84, corresponding to the ion structure $[\text{Hex}_4\text{HexNAc}_5\text{Fuc}_2+\text{Na}]^+$, calc. $m/z = 1996.72$, was clearly increased in a β 1,4-galactosidase pretreated sample by the action of β 1,3-galactosidase. This indicates that there are β 1,3-galactosylated derivatives of these structures.

Fuc α 1,2-R. Possible terminal α 1,2-fucosyl residues were detected in the stomach epithelium sample, but not in larynx or colon epithelium. Upon α 1,2-fucosidase digestion of the stomach sample, in the positive ion reflector mode mass spectrum there was increases in the intensities of peaks at m/z 755.24, corresponding to the ion structure $[\text{HexHexNAc}_2\text{Fuc}+\text{Na}]^+$ (calc. m/z 755.27), and m/z 917.29, corresponding to the ion structure $[\text{Hex}_2\text{HexNAc}_2\text{Fuc}+\text{Na}]^+$ (calc. m/z 917.32), suggesting the presence of fucosylated derivatives of these structures.

Fuc α 1,3-*R* and *Fuc* α 1,4-*R*. Possible terminal Lewis^a or Lewis^x blood group determinants were detected in the larynx and colon epithelium, but not in the stomach sample. For example, a clear increase in the intensity of a peak at *m/z* 2012.81 in the positive ion reflector mode mass spectrum of the colon sample, corresponding to the ion structure

5 [Hex₅HexNAc₅Fuc+Na]⁺, calc. *m/z* = 2012.72, was generated in a α 1,2-fucosidase pretreated sample by the action of α 1,3/4-fucosidase, showing the presence of fucosylated derivatives of this structure.

Man α -*R*. Terminal α -mannosyl residues were detected in all samples, as α -mannosidase

10 digestion affected a varying series of peaks in the positive ion reflector mode mass spectra, namely at calculated *m/z* 771.26 [Hex₂HexNAc₂+Na]⁺, *m/z* 933.32 [Hex₃HexNAc₂+Na]⁺, *m/z* 1095.37 [Hex₄HexNAc₂+Na]⁺, *m/z* 1257.42 [Hex₅HexNAc₂+Na]⁺, *m/z* 1419.48 [Hex₆HexNAc₂+Na]⁺, *m/z* 1581.53 [Hex₇HexNAc₂+Na]⁺, *m/z* 1743.58 [Hex₈HexNAc₂+Na]⁺, and *m/z* 1905.63 [Hex₉HexNAc₂+Na]⁺. After α -mannosidase

15 digestion, these signals were converted to a single peak at calculated *m/z* 609.21 [Hex₁HexNAc₂+Na]⁺, indicating that the digested structures were high-mannose N-glycans.

NeuAc α 2,3-*R*. Terminal sialic acids with α 2,3-linkages to Gal (Toivonen et al., 2002) were

20 detected in the samples. For example, upon α 2,3-sialidase digestion of stomach glycans, a decrease was observed in the relative intensity of a peak at *m/z* 2369.4, corresponding to the ion structure [NeuAc₂Hex₅HexNAc₄Fuc-H]⁻, calc. *m/z* = 2369.1.

NeuAc α 2,6/8/9-*R*. Terminal sialic acids with linkages other than α 2,3 to Gal, or sialic acids α 2,3-linked to GalNAc (Toivonen et al., 2002), were detected in the samples. For

25 example, *Arthrobacter ureafaciens* sialidase digestion of α 2,3-sialidase treated stomach glycans completely digested peaks at *m/z* 1931.6 [NeuAc₁Hex₅HexNAc₄-H]⁻ (calc. *m/z* = 1931.7), *m/z* 2077.9 [NeuAc₁Hex₅HexNAc₄Fuc-H]⁻ (calc. *m/z* = 2077.9), *m/z* 2223.3 [NeuAc₂Hex₅HexNAc₄-H]⁻ (calc. *m/z* = 2223.0), *m/z* 2369.4 [NeuAc₂Hex₅HexNAc₄Fuc-H]⁻

30 [H]⁻ (calc. *m/z* = 2369.1), *m/z* 2735.1 [NeuAc₂Hex₆HexNAc₅Fuc-H]⁻ (calc. *m/z* = 2734.5), and *m/z* 3026.5 [NeuAc₃Hex₆HexNAc₅Fuc-H]⁻ (calc. *m/z* = 3025.7). Due to their large size and typical monosaccharide composition, these glycans would most likely be N-glycans, but potentially also O-glycans. However, smaller glycans that were also affected by *A. ureafaciens* sialidase, namely at *m/z* 1038.7 [NeuAcHex₂HexNAc₂-H]⁻ (calc. *m/z* =

35 1038.9), and *m/z* 1185.4 [NeuAcHex₂HexNAc₂Fuc-H]⁻ (calc. *m/z* = 1185.1), would most likely be O-glycans. It must be noted that in all structures in this paragraph with a single sialic acid residue, the linkage must be α 2,6 (or α 2,3 to GalNAc).

EXAMPLE II

Gastric species examined in the present study included, *Helicobacter mustelae* ferret isolates from the National Collection of Type Cultures (NCTC) and the Culture Collection
5 of the University of Gothenberg (CCUG), NCTC 12198/CCUG 25175 (equivalent strains from different sources tested), CCUG 23950 and CCUG 23951, *Helicobacter felis* CCUG 28539 from a cat, in addition, *H. pylori* strains CCUG 17874, CCUG 17875 and a clinical isolate 119/95 were used. Enterohepatic helicobacters of animal origin were purchased
10 from the CCUG including, *Helicobacter canis* CCUG 33835, *Helicobacter bilis* CCUG 38995, *Helicobacter hepaticus* CCUG 33637, and *Helicobacter fennelliae* (CCUG 18820).

Glycolipid binding assays

Binding of Helicobacter spp. to glycosphingolipids, both acid and non-acid fractions.

Glycosphingolipids were isolated by standard procedures (Karlsson, 1987). The identity of
15 the purified glycosphingolipids was confirmed by mass spectrometry (Samuelsson *et al.*, 1990), proton NMR spectroscopy (Koerner *et al.*, 1983) and degradation studies (Stellner *et al.*, 1973; Yang and Hakomori, 1971).

Mixtures of glycosphingolipids (40 µg/lane) or pure compounds (2 µg/lane) were subsequently separated using thin-layer chromatography (TLC) on glass- or aluminum-backed
20 silica gel 60 HPTLC plates (Merck, Darmstadt, Germany), with chloroform/methanol/water (60:35:8, by volume) as solvent system. Chemical detection was accomplished by anisaldehyde (Waldi, 1962). *Helicobacter* spp. were subjected to ³⁵S-labeling (Ångström *et al.*, 1998) and suspended in PBS (10⁸ CFU/ml) with a specific activity of approximately 1 cpm per 100 organisms. Binding of the labeled-bacteria to glycosphingolipids separated by
25 TLC was achieved using a bacterial-overlay technique coupled with autoradiography detection using XAR-5 x-ray films (Eastman Kodak, Rochester, NY) as previously described (Hansson *et al.*, 1985).

The carbohydrate binding specificities of zHelicobacter species

30 It has been established previously that both *H. pylori* and *H. mustelae* bind gangliotetraosylceramide binding was demonstrated for *H. felis*, *H. canis* and *H. hepaticus* and *H. bilis* (Table 3). Furthermore, in common with *H. pylori* we found that both gastric and enterohepatic *Helicobacter* spp. tested were capable of binding to lactotetraosylceramide, lactosylceramide with phytosphingosine and/or hydroxy fatty acids
35 and isoglobotriaosylceramide. In contrast, binding to Le^b glycosphingolipid was only observed for *H. pylori* CCUG 17875 (Table 3).

The binding of certain *H. pylori* strains to slow-migrating gangliosides in the acid glycosphingolipid fraction of human granulocytes is sialic acid-dependent (Miller-Podraza *et al.*, 1999), and this fraction was therefore used as an indicator of sialic acid-recognition. Binding to this fraction was noted for *H. hepaticus* CCUG 33637 (exemplified in Fig. 4B. lane 1) and *H. pylori* CCUG 17874 and occasionally for *H. mustelae* CCUG 25715 (Table 3). Sialic acid binding capacity assayed by other substances is also present at least in species of *H. bilis*.

The ability of predominantly gastric and enterohepatic species of *Helicobacter* to glycosphingolipids is indicative of the use of host-carbohydrate binding by these species in their adhesion strategies.

The binding specificities of different helicobacteria may be indicative of the ability to colonize a specific niche with different receptors being expressed in the intestine and hepatobiliary tree. In addition, different strategies may be useful at different times during infection due to changes in antigen expression by inflamed tissue (Mahdavi *et al.* 2002). From the present study it is apparent that strains of hepatobiliary helicobacters namely *H. hepaticus* and *H. bilis* share common adhesion strategies with *H. pylori*. These types of hepatobiliary pathogens have ability to bind various glycoconjugates and even some sialylated structures.

EXAMPLE III

Production of soluble polyvalent conjugates of the oligosaccharide sequences according to the invention

Amidation of chitosan oligosaccharides

For the preparation of aminooxy functionalized chitosan, the 19-mer chitosan prepared as above was amidated with BOC-aminooxyacetic acid. A sample the chitosan was dissolved in 75% aqueous pyridine, and 5-fold molar excess (per chitosan amino groups) of BOC-aminooxyacetic acid, HBTU and diisopropylethylamine were added. The reaction was allowed to proceed for 42 h at room temperature in the dark, and then dried by rotary evaporation. Small molecular weight reagents were removed by dialysis, and the chitosan was subjected to proton NMR analysis. The analysis shows that on average 4.5 BOC-aminooxyacetyl groups were present on the chitosan chain.

Conjugation of biorecognition carbohydrates with the aminooxy-chitomer

Removal of the protecting groups by incubation with trifluoroacetic acid (TFA). The Boc-O-hydroxylamine modified chitomers were solubilized in TFA and incubated at room temperature for about 10 minutes. The TFA was removed by evaporation in vacuum.

- 5 Various aldehyde containing molecules were reacted with the O-hydroxylamine terminals in 0.2 M sodium acetate buffer, pH 4.0, for 42 h at 37 °C. The reaction products were purified by dialysing against water or by gel filtration chromatography.

- The reaction product between O-hydroxylamine chitomer and lactose was characterized by NMR-spectroscopy. The NMR spectrum showed presence of both β -anomeric glycosidic structure, Glc H1 signal at 4.136 ppm, and an oxime form with double bond with Glc H1 and H2 signals at 7.690 ppm and 4.626 ppm, respectively (Fig 3, A and B, respectively). The signals at 4.560 ppm and 4.512 ppm were assigned to H1, and signal at 3.054 ppm to H2 protons of backbone GlcN. The signal at 4.479 ppm corresponds to H1 signal of Gal of lactose residue. The signal at 4.163 ppm and signal at 4.449 ppm correspond to CH₂-
15 protons of the ring closed glycosidic form and the double bonded form, respectively, in the spacer formed from aminooxyacetic acid. Almost identical data is obtained when Lacto-N-neotetraose is coupled to the polymeric carrier, additionally signals for the terminal N-acetyllactosamine could be analysed.

Table 1. Bacterial Strains of Diarrheagenic *E. coli* tested for binding to glycolipids separated on TLC plates.

5 Two of the type strains, CCUG 38068 and CCUG 38077, were analysed in more detail against a long list of natural glycolipids, see separate Table. The various other strains tested carry similar binding specificities as for the two type strains of this Table but with a variation in binding patterns for individual strains, similar to the variation between the two type strains tested in detail.

10

CCUG 17649 ETEC

CCUG 17650 ETEC

CCUG 38068 EPEC

CCUG 38077 EAEC

15

CCUG 38083 EAEC

CCUG 38092 EIEC

CCUG 38094 EIEC

20 12 EAEC strains

9 EHEC strains

14 diarrheagenic *E. coli* clinical isolates

25

The abbreviations are from Nataro and Kaper, Clin. Microbiol. Rev. 11 (1998) 142, and mean: ETEC enterotoxigenic, EPEC enteropathogenic, EAEC enteroaggregative, EIEC enteroinvasive, EHEC enterohemorrhagic *E. coli*

30

TABLE 2. Binding of diarrheagenic *Escherichia coli* to glycosphingolipids on thin-layer chromatograms

No. Trivial name	Structure	CCUG 38068	CCUG 38077	Source
<i>Simple compounds</i>				
1. Cerebroside d18:1-16:0-24:0 ^a	Gal β 1Cer	- _b	-	Pig kidney
2. Cerebroside d18:1-16:0-24:0	Glc β 1Cer	-	-	Pig kidney
3. Sulfatide	SO ₃ -Gal β 1Cer	-	-	Human meconium
4. LacCer d18:1-16:0 and 24:1	Gal β 4Glc β 1Cer	-	-	Human granulocytes
5. LacCer t18:0-h16:0-h24:0	Gal β 4Glc β 1Cer	+	+	Rabbit small intestine
6. Galabiosyl	Gal α 4GalCer	+	+	c
7. Isoglobotri	Gal α 3Gal β 4Glc β 1Cer	+	+	Dog intestine
8. Globotri	Gal α 4Gal β 4Glc β 1Cer	+	+	Human erythrocytes
9. Lactotri	GlcNAc β 3Gal β 4Glc β 1Cer	-	-	Human granulocytes ^d
<i>Ganglioseries</i>				
10. Gangliotri	GalNAc β 4Gal β 4Glc β 1Cer	+	+	Guinea pig erythrocytes
11. Gangliotetra	Gal β 3GalNAc β 4Gal β 4Glc β 1Cer	+	+	Mouse feces
<i>Globoseries</i>				
12. Globotetra	GalNAc β 3Gal α 4Gal β 4Glc β 1Cer	+	+	Human erythrocytes
13. Isoglobotetra	GalNAc β 3Gal α 3Gal β 4Glc β 1Cer	-	-	Rat colon carcinoma
14. Forssman	GalNAc α 3GalNAc β 3Gal α 4Gal β 4Glc β 1Cer	+	+	Dog intestine

<i>Neolactoseries</i>					
15. Neolactotetra	Galβ4GlcNAcβ3Galβ4Glcβ1Cer	+	+		Human granulocytes
16. H5-2	Fuca2Galβ4GlcNAcβ3Galβ4Glcβ1Cer	-	-		Human erythrocytes
17. B5	Galα3Galβ4GlcNAcβ3Galβ4Glcβ1Cer	-	-		Rabbit erythrocytes
18. B6-2	Galα3(Fuca2)Galβ4GlcNAcβ3Galβ4Glcβ1Cer	-	-		Human erythrocytes
19. A6-2	GalNAcα3(Fuca2)Galβ4GlcNAcβ3Galβ4Glcβ1Cer	-	-		Human erythrocytes
20. A7-2	GalNAcα3(Fuca2)Galβ4(Fuca3)GlcNAcβ3Galβ4Glcβ1Cer	-	-		Human erythrocytes
21.	Galβ4GlcNAcβ6(Galβ4GlcNAcβ3)Galβ4Glcβ1Cer	-	-		Bovine buttermilk
22.	Galβ4GlcNAcβ3Galβ4GlcNAcβ3Galβ4Glcβ1Cer	+	+		Rabbit thymus ^e
<i>Lactoseries</i>					
23. Lactotetra	Galβ3GlcNAcβ3Galβ4Glcβ1Cer	+	+		Human meconium
24. Le ^a -5	Galβ3(Fuca4)GlcNAcβ3Galβ4Glcβ1Cer	+	-		Human meconium
25. Le ^b -6	Fuca2Galβ3(Fuca4)GlcNAcβ3Galβ4Glcβ1Cer	-	-		Human meconium
26. B7-1	Galα3(Fuca2)Galβ3(Fuca4)GlcNAcβ3Galβ4Glcβ1Cer	-	-		Monkey intestine
<i>Gangliosides</i>					
27. NeuAc-GM3	NeuAcα3Galβ4Glcβ1Cer	-	-		Human brain
28. NeuGc-GM3	NeuGcα3Galβ4Glcβ1Cer	-	+		Horse erythrocytes
29. GM1	Galβ3GalNAcβ4(NeuAcα3)Galβ4Glcβ1Cer	-	+		Human brain
30. GD1a	NeuAcα3Galβ3GalNAcβ4(NeuAcα3)Galβ4Glcβ1Cer	-	-		Human brain
31. NeuAcα3SPG	NeuAcα3Galβ4GlcNAcβ3Galβ4Glcβ1Cer	-	+		Human erythrocytes
32. NeuAcα6SPG	NeuAcα6Galβ4GlcNAcβ3Galβ4Glcβ1Cer	-	+		Human meconium
33. NeuGcα3SPG	NeuGcα3Galβ4GlcNAcβ3Galβ4Glcβ1Cer	-	+		Rabbit thymus
34. NeuAcα3Le ^a	NeuAcα3Galβ3(Fuca4)GlcNAcβ3Galβ4Glcβ1Cer	-	+		Human bilebladder tumor

35. NeuA α 3Le ^x	NeuA α 3Gal β 4(Fuc α 3)GlcNAc β 3Gal β 4Glc β 1Cer	-	+	Synthetic
36.	NeuG α 3Gal β 4GlcNAc β 3Gal β 4GlcNAc β 3Gal β 4Glc β 1Cer	+	+	Rabbit thymus
37.	Gal β 4GlcNAc β 6(NeuA α 6Gal β 4GlcNAc β 3)Gal β 4Glc β 1Cer	-	-	Bovine buttermilk
38. Gc-GD2	GalNAc β 4(NeuG α 8NeuG α 3)Gal β 4Glc β 1Cer	-	-	Bovine intestine
39. Ac-GD3	NeuA α 8NeuA α 3Gal β 4Glc β 1Cer	-	-	Bovine buttermilk

- a) In the shorthand nomenclature for fatty acids and bases, the number before the colon refers to the carbon chain length and the number after the colon gives the total number of double bonds in the molecule. Fatty acids with a 2-hydroxy group are denoted by the prefix h before the abbreviation e.g. h16:0. For long chain bases, d denotes dihydroxy and t trihydroxy. Thus d18:1 designates sphingosine (1,3-dihydroxy-2-aminooctadecene) and t18:0 phytosphingosine (1,3,4-trihydroxy-2-aminooctadecene).
- b) Binding is defined as follows: An significant darkening on the autoradiogram when 2 μ g of the glycosphingolipid was applied on the thin-layer plate is denoted by +, while - denotes no binding
- c) Glycosphingolipid No. 6 was a kind gift from Dr. K. Stenvall, Symbicom AB, Lund, Sweden.
- d) Glycosphingolipids No. 9 was prepared from No. 15 by treatment with β -galactosidase.
- e) Glycosphingolipids No. 22 was prepared from No. 36 by mild acid hydrolysis.

TABLE 3. Binding of ^{35}S -labeled *Helicobacter* species to glycosphingolipids on thin-layer chromatograms

Trivial name	Structure	Binding ^a of glycosphingolipids to:					
		<i>H. pylori</i> 17874	<i>H. pylori</i> 17875	<i>H. felis</i> 28539	<i>H. canis</i> 33835	<i>H. hepaticus</i> 33637	<i>H. mustelae</i> 25715 & <i>bilis</i> 23950 23951 38995
LacCer	Galβ 4Glcβ1Cer ^b	+	+	+	+	+	+
Isoglobotri	Galc3Galβ4Glcβ1Cer	+	+	+	+	+	+
GgO4	Galβ3GalNAcβ4Galβ4Glcβ1Cer	+	+	+	+	+	+
Le ^{a-5}	Galβ3(Fuco4)GlcNAcβ3Galβ4Glcβ1Cer	-	-	-	-	-	-
Le ^{b-6}	Fuco2Galβ3(Fuco4)GlcNAcβ3Galβ4Glcβ1Cer	-	+	-	-	-	-
Globotetra	GalNAcβ3Galc4Galβ4Glcβ1Cer	-	-	-	-	-	-
Lactotetra	Galβ3GlcNAcβ3Galβ4Glcβ1Cer	+	+	+	+	+	+
Acid glycosphingolipids of human granulocytes		+	-	-	-	+	-
NeuGc-nLc ₆ NeuGco3(Galβ4GlcNAcβ3) ₂ Galβ4Glcβ1Cer		+	+	+	+	+	+

^a Binding is defined as follows: + denotes a significant darkening on the autoradiogram when 2 μg (or 40 μg in the case of the last sample) was applied to TLC plates whereas - denotes no binding.

^b Ceramide composition (t18:0-h16:0-h24:0)

TABLE 4. Binding specificities detected in different *E. coli* type strains

	STRAIN					
	ETEC	ETEC	EPEC	EAGG	EIEC	EIEC
	17649	17650	38068	38077	38092	38094
	CCUG					wt
SPECIFICITY						
LacCer-OH	+	+	+	+	+	+
Ganglio	+	+	+	+	+	+
Lacto	+	+	+	+	+	+
NeoLacto	+	+	+	+	+	+
Globo	+	+	+	+	+	-
Lea	ND	ND	+	ND	+	ND
Sialic acid	-	-	-	+	-	-

REFERENCES

- Ångström, J., S. Teneberg, M. A. Milh, T. Larsson, I. Leonardsson, B. M. Olsson, M. O. Halvarsson, D. Danielsson, N. a. I, A. Ljungh, T. Wadström, and K. A. Karlsson. 1998. *Glycobiology* 8:297-309.
- 5 Bartus, H., Actor, P., Snipes, E., Sedlock, D., and Zajac, I. J. Clin Invest (1985) 21, 951-954
- Borén, T., Falk, P., Roth, K. A., Larson, G. and Normark, S. (1993) *Science*, 262, 1892-1895.
- Cravioto, A, Tello, A., Villafan, H., Ruiz, J., del Vedovo, S., and Neeser, J-C.
- 10 (1991) *J. Infect. Dis.* 1247-1255
- De Ree, J.M., Schwillens, P., and van den Bosch, JF *FEMS Microbiol. Lett.*, (1985) 29, 91-97
- Dewhurst, F.E., Fox, F.G., and On, S.L.W. (2000) *Int. J. Syst. Evol Microbiol.* 50, 2231-37
- 15 Ernst, B., Hart, G.W., and Sinay, P. (eds) (2000) *Carbohydrates in Chemistry and Biology*, ISBN 3-527-29511-9, Wiley-VCH, Weinheim
- Evans, D.G., Evans, D.J.jr., Glegg, S., Pauley, J.A. *Infect. Immun* (1979) 25, 738-748
- Evans, D. G., Evans Jr, D.J., Molds, J. J., and Graham, D. Y. (1988) *Infect. Immun.*, 56,
- 20 2896-06
- Firon, N., Ofek, I., and Sharon, N. *BBRC* (1982) 105, 1426-1432
- Fox, J.G. (2002) *Gut* 50, 273-283.
- Fox, J. G., N. S. Taylor, M. Ihrig, M. I. Esteves, R. T. Chung, and M. M. Kaplan. 2000. *Gut* 47:A67-A67
- 25 Gerhard, M., S. Hirno, T. Wadstrom, H. Miller-Pedroza, S. Teneberg, K. A. Karlsson, B. J. Appelmelk, S. Odenbreit, R. Haas, A. Arnqvist, and T. Boren. 2001. p. 185-206. In M. Achtman and S. Suerbaum (ed.), *Helicobacter pylori: Molecular and Cellular Biology*. Horizon Scientific Press, Wymondham
- Hansson, G. C., Karlsson, K.-A., Larson, G., Strömberg, N., and Thurin, J. (1985)
- 30 *Anal. Biochem.* **146**, 158-163
- Harvey, D.J., et al. (1993) *Rapid Commun. Mass Spectrom.* 7(7):614-9
- Hunt, R. H. 1996. *Scand J Gastroenterol Suppl* 220:3-9
- Idota, T., and Kawakami, H. (1995) *Biosci. Biotech. Biochem.* 59 (1) 69-72.
- Jagannatha, H.M., Sharma, U.K., Ramaseshan, T., Surolia, A., and Balganes, T.S.
- 35 (1991) *Microbial pathogenesis* (11) 259-268.
- Karlsson, K.-A. (1987) *Methods Enzymol.* **138**, 212-220
- Koerner Jr, T. A. W., Prestegard, J. H., Demou, P. C., and Yu, R. K. (1983) *Biochemistry* **22**, 2676-2687

Lingwood, C. A., Huesca, M. and Kuksis, A. (1992) *Infect. Immun.*, 60, 2470-2474.

Mahdavi, J., B. Sonden, M. Hurtig, F. O. Olfat, L. Forsberg, N. Roche, J. Angstrom, T. Larsson, S. Teneberg, K. Karlsson, S. Altraja, T. Wadstrom, D. Kersulyte, D. E. Berg, A. Dubois, C. Petersson, K.-E. Magnusson, T. Norberg, F. Lindh, B. B. Lundskog, A. Arnqvist, L. Hammarström, T. Boren, and T. Boren. 2002. Proceedings from the 5th International Workshop on Pathogenesis and Host Response in *Helicobacter* Infections: P3 Miller-Podraza, H., J. Bergström, S. Teneberg, M. Abul Milh, M. Longard, B.-M.

Olsson, L. Ugglä, and K.-A. Karlsson. 1999. *Infect Immun* 67:6309-13.

10 Miller-Podraza, H., Abul Milh, M., Bergström, J. and Karlsson, K.-A. (1996) *Glycoconj. J.*, 13, 453-460.

Miller-Podraza, H., Bergström, J., Abul Milh, M. and Karlsson, K.-A. (1997a) *Glycoconj. J.*, 14, 467-471.

Mysore, J.V., Wiggington, T., Simon, P.M., Zopf, D., Heman-Ackah, L.M. and Dubois, A. 15 (1999) *Gastroenterology*, 117, 1316-1325.

Nakamura, T., Kawase, H., Kimura, K., Watanabe, Y., Ohtani, M., Arai, I., and Urashima, T (2003) *J. Dairy Sci.* 86: 1315-1320.

Nakhla, T., Fu, D., Zopf, D., Brodsky, N., and Hurt, H. (1999) *British J. Nutr.* 82, 361-367.

20 Nascimento de Araújo, A., and Giugliano, L.G. (2001) *BMC Microbiol.* 1, 25.
Nascimento de Araújo, A., and Giugliano, L.G. (2000) *FEMS Microbiol Lett* 184, 91-94

Neeser, J.-R., Koellreutter, B., and Wuersch, P. (1986) *Infect. Immun* 52, 428-436.

Neeser, J.-R., Chambaz, A., Golliard, M., Link-Amster, H., Fryder, V., and 25 Kolodziejczyk (1989) *Infect. Immun* 57, 3727-3734

Nilsson, H. O., M. Castedal, R. Olsson, and T. Wadstrom. 1999. *J Physiol Pharmacol* 50:875-82

Nyman, T.A., et al. (1998) *Eur. J. Biochem.* 253(2):485-93

On, S. L. 2001. *J Appl Microbiol* 90 Suppl:1S-15S.

30 Oroe, H.S., Kolstoe, A-B., Wennerås, C., and Svennerholm, A.-M. *FEMS Microbiol Lett* (1990), 289-292.

Papac, D.I., et al. (1996) *Anal. Chem.* 68(18):3215-23

Pironi, P., Worobec, E.A., Paranchych, W., and Armstrong, G.D. (1988) *Infect. Immun.* 56, 1334-1340.

35 Saarinen, J., et al. (1999) *Eur. J. Biochem.* 259(3):829-40

Saitoh, T., Natomi, H., Zhao, W., Okuzumi, K., Sugano, K., Iwamori, M. and Nagai, Y. (1991) *FEBS Lett.*, 282, 385-387.

- Samuelsson, B. E., Pimlott, W., and Karlsson, K.-A. (1990) *Methods Enzymol.* **193**, 623-646
- Scatelsky, I.C.A., Milani, S.R., Trabulsi, L.R., and Travassos, L.R. *Infect Immun* (1988) **56**, 2979-298
- 5 Sears, P. and Wong, C-H. (1996) *Proc. Natl. Acad. Sci.*, **93**, 12086-12093.
- Simon, P. M., Goode, P. L., Mobasser, A., and Zopf, D. (1997) *Infect. Immun.* **65**, 750-757.
- Stellner, K., Saito, H., and Hakomori, S.-i. (1973) *Arch. Biochem. Biophys.* **155**, 464-472
- 10 Teneberg, S., I. Leonardsson, H. Karlsson, P.Å., Jovall, J., Ångström, D. Danielsson, I. Näslund, A. Ljungh, T. Wadström, and K. A. Karlsson. 2002. *J Biol Chem* **277**:19709-19
- Toivonen, S., et al. (2002) *J. Biol. Chem.* **276**(40):37141-8
- Vanmaele, R.P., Finlayson, M.C., and Armstrong, G.D. (1995) *Infection and Immunity* **63** (1) 191-198
- 15 Vanmaele, R.P., Heerze, L.D., and Armstrong, G.D. (1999) *Infection and Immunity* **67**, 3302-7
- Waldi, D. (1962) *Dünnschicht-Chromatographie*. (Stahl, E., ed.) pp. 496-515. Springer-Verlag, Berlin
- Wennerås, C., Neeser, J-R., and Svennerholm A.-M. *Infection and Immunity*
- 20 (1995) **640-646**.
- Wennerås, C., Holmgren, J., and Svennerholm A.-M. *FEMS Microbiol Lett* (1990) **66**, 107-112
- Yang, H. J., and S. I. Hakomori. 1971. *J Biol Chem* **246**:1192-200.

What is claimed:

1. A therapeutical composition containing purified fraction(s) of at least two compounds
being or containing a pathogen inhibiting oligosaccharide sequence selected from the
5 pathogen receptors

as defined in the formula

10
$$[\text{Sacch1}]_{m1}\text{Gal}\beta x(\text{Fuc}\alpha 4)_{m2}\text{Glc}[\text{NAc}]_{m3}[\beta 3\text{Gal}\{\beta 4\text{Glc}(\text{NAc})_{n1}\}_{n2}]_{n3}[\beta R_2]_{n4} \text{ (I)}$$

wherein x is linkage position 3 or 4, Sacch1 is GlcNAc β 3, Gal α 3, GalNAc β 4,
Gal α 4, or Neu5X α 3/6, wherein X is independently either Ac or Gc;
n1, n2, n3, n4, m1, m2, and m3 are independently integers 0 or 1
with the provisions that m2 may be 1 only when x is 3 and m1 is 0 and m3 is 1;
15 m3 may be 0 only when Sacch1 is Neu5X α 3, Gal α 3, GalNAc β 4 or Gal α 4;
when n4 is 1, then m3 is 0 and n3 is 0, and
when n4 is 0, then m1 is 1 or m2 is 1 or n3 is 1;
R₂ is a ceramide comprising a hydroxyl fatty acid or an analog of a ceramide
comprising a hydroxyl fatty acid and
20 Sacch1 is Gal α 3 or GalNAc β 4 with the provision that when at least two receptors
are used these have at least one different variable selected from the group
consisting of Sacch1, x, m2, and n4 with the provision that two sialic acid receptors
or two neolacto receptors cannot be selected;
25 and with the provision that when the composition contains only one receptor
according to formula (I) then it is together with at least one alpha-hexose receptor
as defined in the formula

30
$$\text{Hex}\alpha p[(\text{Hex}\alpha r)]_n\text{Hex} \quad \text{(II)}$$

wherein Hex is Gal or Man, n is independently 0 or 1, p and r are linkage position 3
or 6 between Man residues, with the provision that when Hex is Man, then p is 3
and then r is 6, and when p is 6, then r is 3, and when Hex is Gal, then p is 4 and n
is 0, with the provision that when Hex is Gal it is not with Gal α 4Gal-receptor
35 according to the formula I;

for use as a medicament.

2. A therapeutical composition according to claim 1 wherein when the terminal activating sequence is Gal α 4, the composition may comprise the partial epitope Gal α 4Gal and optionally a Mannose receptor comprising the oligosaccharide sequence

5 Man α 3[(Man α 6)]_nMan,

wherein n is 0 or 1.

3. A therapeutical composition according to claim 1 containing purified fraction(s) of at
10 least two compounds being or containing a pathogen inhibiting oligosaccharide sequence selected from the pathogen receptors as defined by the formula



15 wherein m3 and n4 are independently integers 0 or 1

wherein the natural type non-reducing end activator sequence A1 is selected from the group consisting of GalNAc β 4, Gal α 4, Neu5X α 3, Neu5X α 6, GalNAc β 3Gal α 4, Gal β 3GalNAc β 4, Gal β 4GlcNAc β 3, GlcNAc β 3Gal β 4GlcNAc, Gal β 3GlcNAc β 3, Neu5X α 3Gal β 4GlcNAc β 3, Neu5X α 6Gal β 4GlcNAc β 3, and Gal β 3(Fuc α 3)GlcNAc β 3,

20 wherein X is independently either Ac or Gc, and A2 is a ceramide comprising a hydroxyl fatty acid or an analog of a ceramide comprising a hydroxyl fatty acid.

4. A therapeutical composition according to claim 3, wherein A1 is selected from the group consisting of Gal α 4, Neu5X α 3, Neu5X α 6, Gal β 4GlcNAc β 3 or Gal β 3GlcNAc β 3.

25

5. A therapeutical composition according to claim 1, containing purified fraction(s) of at least two compounds being or containing a pathogen inhibiting oligosaccharide sequence selected from the pathogen receptors as defined by the formula

30 [Sacch1]_{m1}[Gal β x(Fuc α 4)_{m2}GlcNAc β 3]_{m3}Gal β 4Glc[β A2]_{n4} (1c)

wherein x is linkage position 3 or 4, Sacch1 is GlcNAc β 3, Gal α 3, GalNAc β 4, Gal α 4, or Neu5X α 3/6, wherein X is independently either Ac or Gc;

n4, m1, m2, and m3 are independently integers 0 or 1,

35 with the provisions that m2 may be 1 only when x is 3,

when Sacch1 is GlcNAc β 3 then m3 is 1 and x is 4, and

m3 may be 0 only when m1 is 1 or when n4 is 1,

when n4 is 0, then m1 is 1 or m3 is 1;

A2 is a ceramide comprising a hydroxyl fatty acid or an analog of a ceramide comprising a hydroxyl fatty acid, and

with the provision that at least two receptors are selected so that these have at least one different variable selected from the group Sacch1, x, m2, n4, preferably with the proviso that not two sialic acid receptors are selected.

6. A therapeutical composition according to claim 1, containing purified fraction(s) of at least two compounds being or containing a pathogen inhibiting oligosaccharide sequence selected from the pathogen receptors as defined by the formula



wherein x is linkage position 3 or 4, Sacch1 is Gal α 4, Neu5X α 3 or Neu5X α 6, wherein X is independently either Ac or Gc;

m1, and m3 are independently integers 0 or 1,

with the provision that either m1 is 1 or m3 is 1,

with the provision that at least two receptors are selected so that these have at least one different variable Sacch1 or x, preferably with the proviso that not two sialic acid receptors are selected.

7. A therapeutical composition according to claim 6, wherein the oligosaccharide sequences are selected from the group consisting of Gal α 4Gal β 4Glc, NeuNAc α 3Gal β 4Glc, NeuNAc α 6Gal β 4Glc, NeuNAc α 3Gal β 4GlcNAc, NeuNAc α 6Gal β 4GlcNAc, Gal β 4GlcNAc β 3Gal β 4Glc and Gal β 3GlcNAc β 3Gal β 4Glc.

8. A therapeutical composition according to claim 1, wherein at least one sialylated oligosaccharide, preferably a bovine milk fraction comprising sialylated oligosaccharides, such as NeuNAc α 3Gal β 4Glc, NeuNAc α 6Gal β 4Glc or NeuNAc α 6Gal β 4GlcNAc, is used together with at least one neutral oligosaccharide, preferably Gal α 4Gal β 4Glc, Gal β 4GlcNAc β 3Gal β 4Glc (LNnT) or Gal β 3GlcNAc β 3Gal β 4Glc (LNT).

9. A therapeutical composition according to claim 6, wherein said pathogen inhibiting oligosaccharides comprise a mixture of two different types of oligosaccharides selected from the group consisting of globo-oligosaccharides, Neolacto-oligosaccharides, and sialyl-oligosaccharides, preferably Gal β 4GlcNAc β 3Gal β 4Glc, Gal α 4Gal β 4Glc, and/or sialyllactoses.

10. Use of a single monovalent oligosaccharide according to formula



wherein x is linkage position 3 or 4, Sacch1 is Gal α 4, Neu5X α 3 or Neu5X α 6, wherein X is independently either Ac or Gc;
 5 m1, and m3 are independently integers 0 or 1,
 with the provision that either m1 is 1 or m3 is 1,
 for the manufacture of a therapeutic composition for treatment of diseases caused in humans by non-toxin secreting diarrheagenic *E. coli*.

10

11. A therapeutical composition comprising a purified fraction(s) of at least two compounds being or containing a pathogen inhibiting oligosaccharide sequence selected from at least two of the following groups of pathogen receptors:

15

a) lactosylceramide receptors as defined in the formula

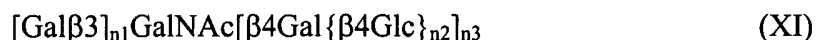


20

wherein x is linkage position 3 or 4, R₂ is a ceramide comprising a hydroxyl fatty acid or an analog of a ceramide comprising a hydroxyl fatty acid, and R₁ is Gal α , Gal β , GalNAc β , GlcNAc β or a longer oligosaccharide comprising Gal α , Gal β , GalNAc β or GlcNAc β at the reducing end or Neu5X α , wherein X is Ac or Gc, with the proviso that when R₁ is GlcNAc β or Neu5X α then x is 3;

25

b) ganglio-receptors as defined in the formula

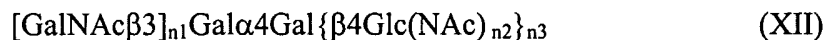


30

wherein n1, n2 and n3 are independently integers 0 or 1, with the proviso that either n1 or n3 is 1, and with the proviso that no sialic acids are linked to the oligosaccharide sequence;

c) Gal α 4Gal-receptors as defined in the formula

35



wherein n1, n2, and n3 are independently integers 0 or 1, and the GalNAc-residue is optionally further substituted by other monosaccharide residues;

d) lacto-receptors as defined in the formula



5

wherein $n1$, $n2$, and $n3$ are independently integers 0 or 1;

e) neolacto-receptors as defined in the formula

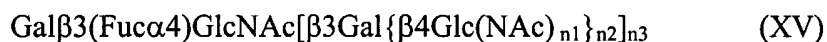


10

wherein $n1$, $n2$, $n3$ and $n4$ are independently integers 0 or 1, when $n1$ is 1, the non-reducing terminal GlcNAc can be further substituted by a monosaccharide residue or an oligosaccharide;

15

f) fucosyl-receptors as defined in the formula



20

wherein $n1$, $n2$, and $n3$ are independently integers 0 or 1;

g) sialic acid-receptors as defined in the formula



25

wherein independently X is either Ac or Gc meaning that the sialic acid is either Neu5Ac or Neu5Gc, $n1$ and $n2$ are either 0 or 1, p is linkage position 3 or 6, r and s are linkage positions 3 or 4 with the proviso that when r is 3 then s is 4 and when r is 4 then s is 3;

30

h) mannose receptors as defined in the formula



35

wherein n is independently 0 or 1, p and r are linkage position 3 or 6 between the Man residues, with the proviso that when p is 3 then r is 6, and when p is 6 then r is 3;

for use as a medicament.

12. The composition according to claim 11, wherein the pathogen receptor of group a) is selected from the group of receptor oligosaccharide sequences consisting of:

5

lactosylceramide, lactosylceramide comprising hydroxyl fatty acids,
lactosylceramide with modified carbon 3 of a galactose residue and
isoglobotriaocylceramide

10 13. The composition according to claim 11, wherein the pathogen receptor of group b) is selected from the group of receptor oligosaccharide sequences consisting of:

Gal β 3GalNAc β 4Gal β 4Glc, Gal β 3GalNAc β 4Gal, Gal β 3GalNAc, GalNAc β 4Gal
and GalNAc β 4Gal β 4Glc

15

14. The composition according to claim 11, wherein the pathogen receptor of group c) is selected from the group of receptor oligosaccharide sequences consisting of:

Gal α 4Gal β 4Glc, Gal α 4Gal β 4GlcNAc and Gal α 4Gal

20

15. The composition according to claim 11, wherein the variable n3 of group d) is 1.

16. The composition according to claim 11, wherein the pathogen receptor of group d) is selected from the group of receptor oligosaccharide sequences consisting of:

25

Gal β 3GlcNAc β 3Gal, Gal β 3GlcNAc β 3Gal β 4Glc, Gal β 3GlcNAc β 3Gal β 4GlcNAc
and Gal β 3GlcNAc β 3Gal β 3GlcNAc

17. The composition according to claim 11, wherein said monosaccharide residue of group
30 e) is Gal β 4, or said oligosaccharide of group d) is GlcNAc β 3Gal β 4, or the variable n1 or
n4 of group e) is 1.

18. The composition according to claim 11, wherein the pathogen receptor of group e) is
35 selected from the group of receptor oligosaccharide sequences consisting of:

GlcNAc β 3Gal β 4GlcNAc, Gal β 4GlcNAc β 3Gal, Gal β 4GlcNAc β 3Gal β 4Glc, Gal β 4GlcNAc β 3Gal β 4GlcNAc, GlcNAc β 3Gal β 4GlcNAc β 3Gal β 4Glc, and GlcNAc β 3Gal β 4GlcNAc β 3Gal β 4GlcNAc

5 19. The composition according to claim 11, wherein the variable n3 of group f) is 1.

20. The composition according to claim 11, wherein the pathogen receptor of group f) is selected from the group consisting of:

10 receptor oligosaccharide sequences with Lewis a structure

21. The composition according to claim 20, wherein said oligosaccharides with Lewis a structure are selected from the group of receptor oligosaccharide sequences consisting of:

15 Gal β 3(Fuc α 4)GlcNAc β 3Gal, Gal β 3(Fuc α 4)GlcNAc β 3Gal β 4GlcNAc or Gal β 3(Fuc α 4)GlcNAc β 3Gal β 4Glc

22. The composition according to claim 11, wherein the pathogen receptor of group g) is selected from the group of receptor oligosaccharide sequences consisting of:

20

oligosaccharides with Neu5X α 3Gal β 3(Fuc α 4)GlcNAc, Neu5X α 3Gal β 4(Fuc α 3)GlcNAc, Neu5X α 3Gal β 4(Fuc α 3)Glc, Neu5X α 3Gal β 3GlcNAc, Neu5X α 3Gal β 4GlcNAc, Neu5X α 3Gal β 4Glc, Neu5X α 6Gal β 4GlcNAc or Neu5X α 6Gal β 4Glc structures

25

23. The composition according to claim 11, wherein the pathogen receptor of group h) is selected from the group consisting of Man α 3(Man α 6)Man-conjugates.

24. The composition according to claim 11, wherein at least one of said compounds is in
30 monovalent form.

25. The composition according to claim 11, wherein at least one of said compounds is linked to a polyvalent carrier.

35 26. The composition according to claim 24, wherein said monovalent form is a glycosylamine or a glycosylamide or a methyl glycoside or a glycoside including other N-glycosides, C-glycosides or S-glycosides

27. The composition according to claim 25, wherein said polyvalent carrier is a carbohydrate carrier or a particle carrier.
28. The composition according to claim 27, wherein said carbohydrate carrier is soluble.
- 5 29. The composition according to claim 27 or claim 28, wherein said carbohydrate carrier is a bacterial polysaccharide or part of bacterial polysaccharide also comprising the receptor oligosaccharide sequence.
- 10 30. The composition according to claim 27, wherein said particle carrier is a carbohydrate particle, a synthetic polymer particle or a cell.
31. The composition according to claim 27, wherein said carbohydrate carrier is an antigenic or immunostimulating carbohydrate conjugate.
- 15 32. The composition according to any of the claims 1-31, wherein pathogen inhibiting oligosaccharide sequence can cross-link the pathogens to immune cells or immune defence proteins such as antibodies or lectins.
- 20 33. The composition according to any of the claims 1-31, wherein said medicament is for prophylaxis or treatment of gastrointestinal infection.
34. The composition according to claim 33, wherein said gastrointestinal infection causes diarrhea.
- 25 35. The composition according to claim 33 or 34, wherein said infection causes traveller's diarrhea, children's diarrheas, persistent diarrhea, watery diarrhea, hemorrhagic colitis or haemolytic uremic syndrome.
- 30 36. The composition according to claim 35, wherein said infection is caused by EPEC (enteropathogenic *Escherichia coli*), ETEC (enterotoxigenic *Escherichia coli*), EHEC (enterohemorrhagic *Escherichia coli*), EIEC (enteroinvasive *Escherichia coli*) or EAEC (enteroaggregative *Escherichia coli*).
- 35 37. The composition according to any of the claims 33-35, wherein infection is caused by *Vibrio* species including *Vibrio cholerae*, *Campylobacter* species including *Campylobacter jejuni*, intestinal eukariotic parasites including the *Entamoeba* species, *Salmonella*

including *Salmonella typhimurium*, *Shigella* species, *Aeromonas* species, zoonotic *Helicobacter* species, *Listeria* species or rotavirus.

38. The composition according to any of the claims 33-37, wherein the cause of infection
5 is not diagnosed.

39. Use of a composition comprising a purified fraction(s) of at least two compounds as
defined in any of the claims 1-38 for the manufacture of a medicament for prophylaxis or
treatment of a gastrointestinal infection.
10

40. The composition according to any of the claims 1-38, wherein said medicament is for
prophylaxis or treatment of a lung disease.

41. The composition according to any of the claims 1-38, wherein said medicament is used
15 for the treatment of a human patient.

42. The composition according to any of the claims 1-38, wherein said medicament is used
for the treatment of an animal patient.

20 43. The composition according to any one of claims 1-38 or 40-42 further comprising one
or several oligosaccharide sequences selected from the group of:

oligosaccharides comprising sequences Fuca_2Gal , $\text{Fuca}_3\text{GlcNAc}$, Fuca_3Glc ,
 $\text{NeuNAc}_8\text{NeuNAc}$, $\text{Fuca}_2\text{Gal}\beta 3/4\text{GlcNAc}$, $\text{Fuca}_2\text{Gal}\beta 4\text{Glc}$,
25 $\text{Fuca}_2\text{Gal}\beta 4(\text{Fuca}_3)\text{Glc}$, $\text{Gal}\beta 4(\text{Fuca}_3)\text{GlcNAc}$, $\text{Fuca}_2\text{Gal}\beta 3/4(\text{Fuca}_4/3)\text{GlcNAc}$
and ganglioseries ganglioside oligosaccharide sequences.

44. A nutritional composition or a nutritional additive comprising a purified fraction(s) of
at least of two compounds as defined in any of the claims 1-32 for prophylaxis or treatment
30 of gastrointestinal infection.

45. A nutritional composition or a nutritional additive according to claim 44 further
comprising a probiotic microorganism or a prebiotic substance.

35 46. Use of a composition comprising a pathogen receptor as defined in any of the claims 1-
30 as a part of filter material to purify pathogens from liquid food, beverages and water by
filtering.

47. Use of composition comprising pathogen receptors as defined in claim any of the claims 1-30 in diagnostics of a pathogen binding to at least three oligosaccharide sequences as defined in any of the claims 1-23.
- 5 48. Use of composition comprising pathogen receptors as defined in any of the claims 1-30 in diagnostics of a pathogen binding to at least four oligosaccharide sequences as defined in any of the claims 1-23.
- 10 49. Use according to claim 47 or 48, wherein said pathogen is EPEC (enteropathogenic *Escherichia coli*), ETEC (enterotoxigenic *Escherichia coli*), EHEC (enterohemorrhagic *Escherichia coli*) EIEC (enteroinvasive *Escherichia coli*) or EAEC (enteroaggregative *Escherichia coli*).
- 15 50. Use according to claim 47 or 48, wherein said pathogen is *Vibrio* species including *Vibrio cholerae*, *Campylobacter* species including *Campylobacter jejuni*, intestinal eukariotic parasites including the *Entamoeba* species, *Salmonella* including *Salmonella typhimurium*, *Shigella* species, *Aeromonas* species, zoonotic *Helicobacter* species, *Listeria* species or rotavirus together with any of the pathogens according to claim 39.
- 20 51. Use of composition comprising pathogen receptors as defined in claim any of the claims 1-30 in coating surfaces of food products for improved food safety.
- 25 52. A method of treatment for a gastrointestinal infection, wherein a pharmaceutically effective amount of a composition comprising purified fractions of at least two compounds being or containing a pathogen inhibiting oligosaccharide sequence, wherein said compounds separately inhibit pathogen binding to relevant carbohydrate receptors on an infected tissue, is administered to a subject in need of such treatment.
- 30 53. A method of treatment according to claim 52, wherein said composition is the composition defined in any one of claims 1-43.
- 35 54. A therapeutical composition comprising a compound being or containing a pathogen inhibiting oligosaccharide sequence selected from any one of the groups a), b), d), e), or f) defined in any of the claims 1-23 for use in prophylaxis or treatment of diarrhea due to the presence of EHEC (enterohemorrhagic *Escherichia coli*) in gastrointestinal tract of a patient.

55. A therapeutical composition comprising a compound being or containing a pathogen inhibiting oligosaccharide sequence selected from any one of the groups a), b), c), e) or g) defined in any of the claims 1-23 for use in prophylaxis or treatment of diarrhea due to the presence of EPEC (enteropathogenic *Escherichia coli*) in gastrointestinal tract of a patient.

5

56. A therapeutical composition comprising a compound being or containing a pathogen inhibiting oligosaccharide sequence selected from any one of the groups a), b), c), d), e), f) and g) defined in claim 11 for use in prophylaxis or treatment of diarrhea due to the presence of ETEC (enterotoxigenic *Escherichia coli*) in gastrointestinal tract of a patient.

10

57. A therapeutical composition comprising a compound being or containing a pathogen inhibiting oligosaccharide sequence selected from any one of the groups c), d), e), g) and h) defined in any of the claims 11-23 for use in prophylaxis or treatment of diarrhea due to the presence of EAEC (enteroaggregative *Escherichia coli*) in gastrointestinal tract of a patient.

15

58. A therapeutical composition comprising a compound being or containing a pathogen inhibiting oligosaccharide sequence selected from any one of the groups c), d), e), g), f) or h) defined in any of the claims 11-23 for use in prophylaxis or treatment of diarrhea due to the presence of EIEC (enteroinvasive *Escherichia coli*) in gastrointestinal tract of a patient.

20

59. Use of a protein linked receptor selected from the group consisting of:

lacto-receptors, neolacto-receptors, fucosyl-receptors, mannose receptors or sialic acid receptors

25

for analysis or diagnosis of pathogen binding.

60. Use of a protein linked receptors defined in claim 59 for analysis or diagnosis of binding of probiotic bacteria or microbes.

30

61. Use of a protein linked receptors defined in claim 59 for a search or design of analogous oligosaccharide substances.

62. Use according to any one of the claims 59-61, wherein said protein linked receptor comprises at least part of a O-glycan or N-glycan core structure of the receptor defined in claim 59.

35

63. Use according to any one of the claims 59-61, wherein said protein linked receptor comprises a terminal non-reducing end oligosaccharide sequence present in epithelium of human intestine, human stomach or human larynx.

5 64. A soluble polyvalent substance comprising at least two oligosaccharide sequences sequences from different groups defined in any of the claims 1-23.

65. Infant formula comprising at least two oligosaccharide sequences from different groups defined in any of the claims 1-23.

10

66. A food preservative comprising at least two oligosaccharide sequences from different groups defined in any of the claims 1-23.

15 67. A mouth hygiene product comprising at least one of the oligosaccharide sequences defined in any of the claims 1-23.

68. A mouth hygiene product comprising at least two of the oligosaccharide sequences from two different groups defined in any of the claims 1-23.

20

69. A mouth hygiene product according to the claim 67 or 68 when the product is selected from group consisting of: tooth pastes, mouth wash solutions, tablets, and chewing gums.

25 70. A topical, washing or cosmetic product comprising at least one of the oligosaccharide sequences defined in any of the claims 1-23.

71. A topical, washing or cosmetic product comprising at least two of the oligosaccharide sequences from two different groups defined in any of the claims 1-23.

30 72. A topical, washing or cosmetic product according to the claim 67 or 68 when the product is selected from the group consisting of: tooth pastes, mouth wash solutions, tablets, cleanser, disinfectant and chewing gums.

35 73. Use of a composition defined in any of the claims 1-23 for non-diagnostic inhibition or agglutination of pathogen *ex vivo*.

74. Use according to claim 73 when the pathogen is *E. coli*.

75. Composition according to any of the claims 1-38 or 40-46 when one of the oligosaccharide sequences is replaced corresponding partial oligosaccharide sequence comprising non-reducing pyranose formed monosaccharide residue selected from the group consisting of:

5

Man α NeuNAc α , Gal β , Gal α , Fuca, and GlcNAc β

for use as medicament.

10 76. The polysialic acid composition comprising at least 95 % of sialic acid oligosaccharides are less than ten sialic acid residues long for use as medicament.

77. Use of a composition according to claim 76 for the manufacture of a medicament for prophylaxis or treatment of a gastrointestinal infection.

15

78. The composition according to claim 35, wherein said infection is caused by a pathogenic *E. coli* and/or zoonotic *Helicobacter* species.

79. A diarrheagenic *E. coli* inhibiting substance according to the formula

20



wherein PO is an oligomeric or polymeric carrier structure, OS is an oligosaccharide sequence according to the invention, n is an integer ≥ 1 indicating the number of oligosaccharide groups covalently attached to the carrier PO, S is a spacer group, p, q and r are each 0 or 1, whereby at least one of p and r is different from 0, y and z are linking groups, at least one of y and z being an O-hydroxylamine residue $-\text{O}-\text{NH}-$ or $-\text{O}-\text{N}=\text{}$, with the nitrogen atom being linked to the OS and/or PO structure, respectively, and the other y and z, if present, is a chemoselective ligation group.

25

30

Fig. 1

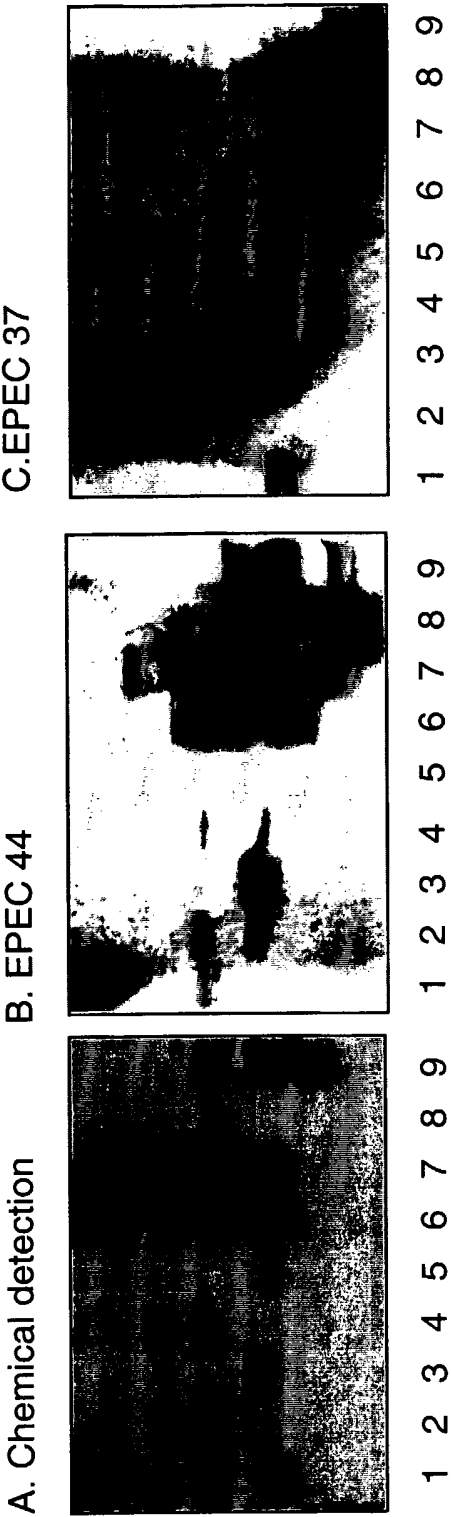


Fig. 2

A. Chemical detection



B. CCUG 38077



Fig. 3

A. EPEC 44

B. EPEC 44 + globotetraose
(1.5 mM) + 3' sialyllactose
(1.5 mM)

Fig. 3C

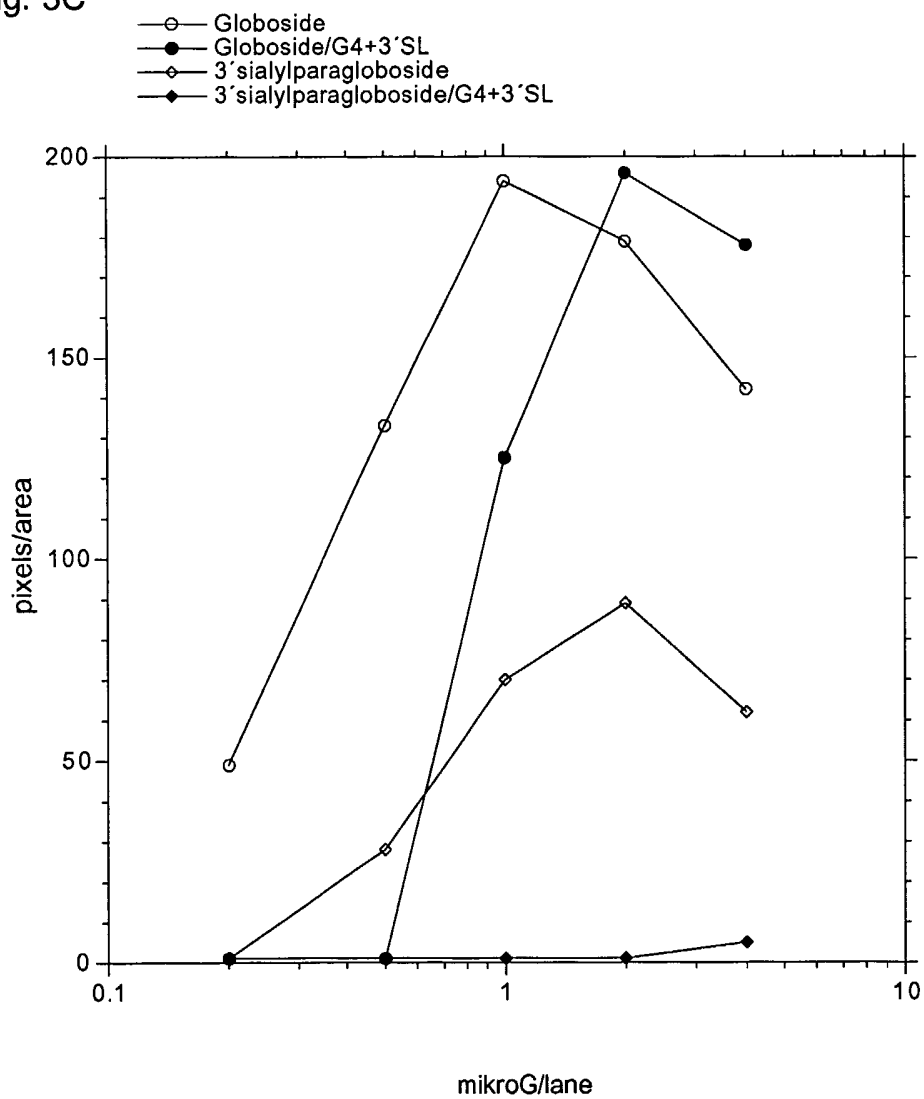



Fig. 4

A. Chemical detection




B. *H. pylori* 17875



C. *H. pylori* 17874



D. *H. felis* 28539



E. *H. bilis* 38995B



F. *H. hepaticus* 33637



G. *H. canis*



H. *H. mustelae* 23951



I. *H. mustelae* 25715



1 2 3 4 5 6 7 8

1 2 3 4 5 6 7 8

1 2 3 4 5 6 7 8

1 2 3 4 5 6 7 8

1 2 3 4 5 6 7 8

1 2 3 4 5 6 7 8

Fig. 5

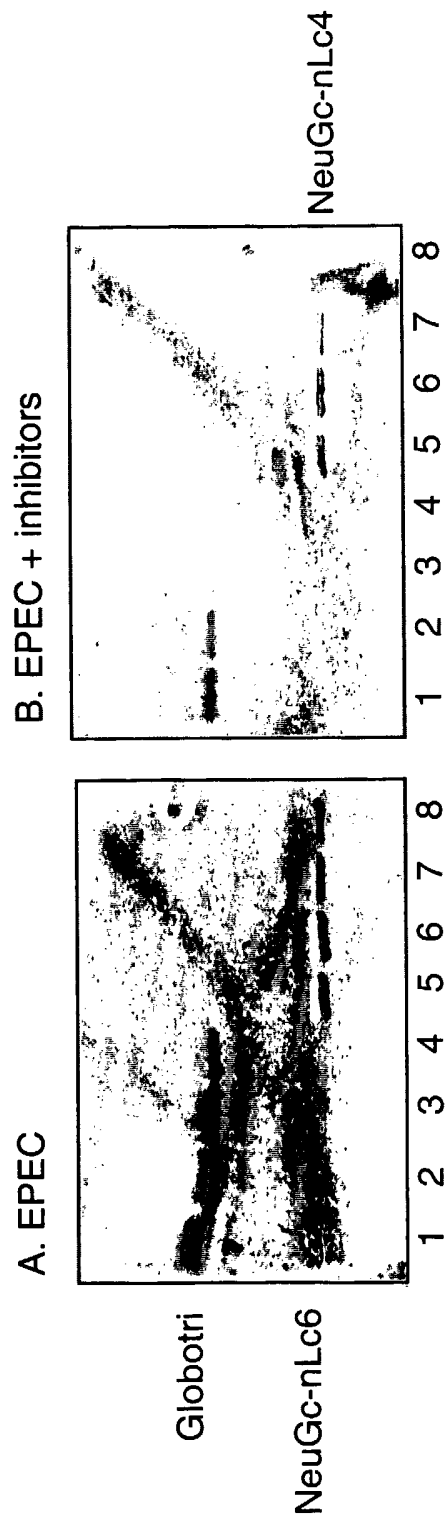
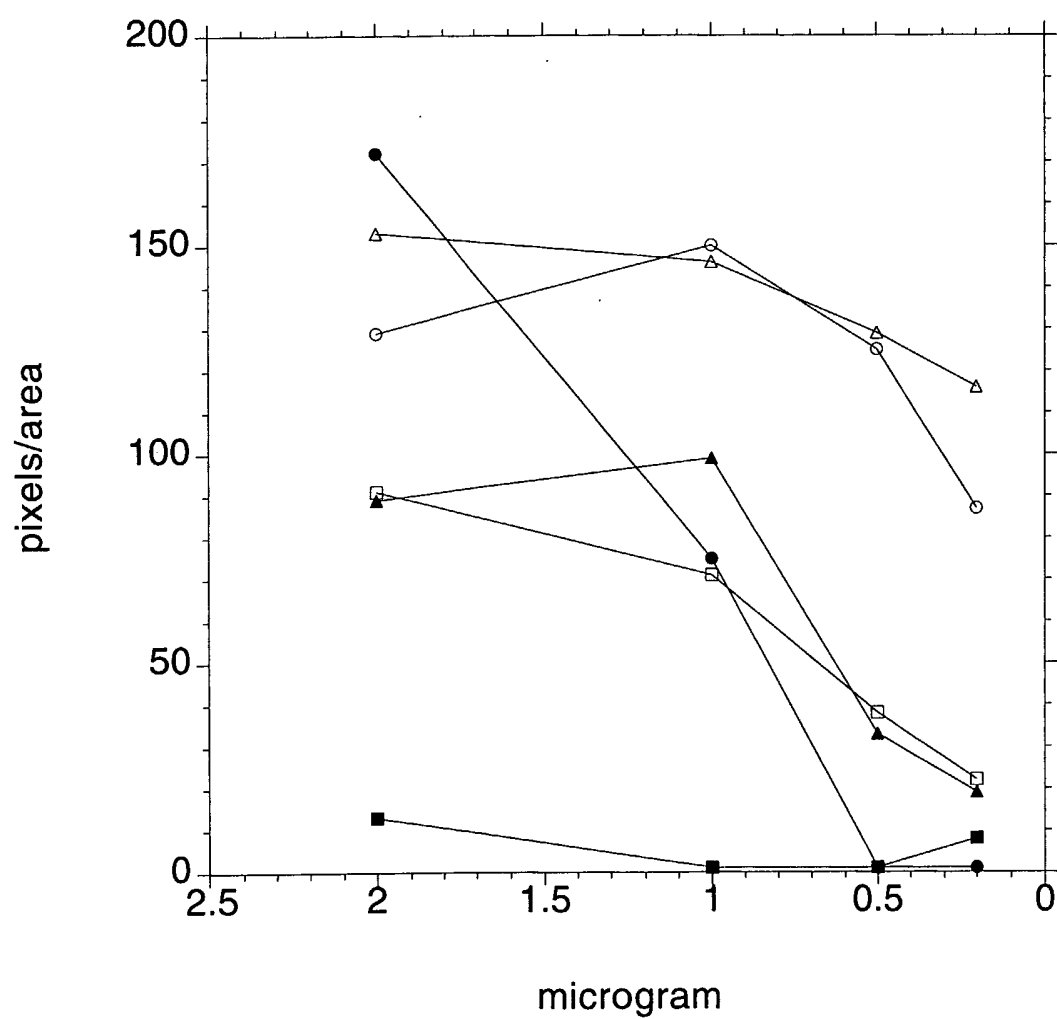


Fig. 5C



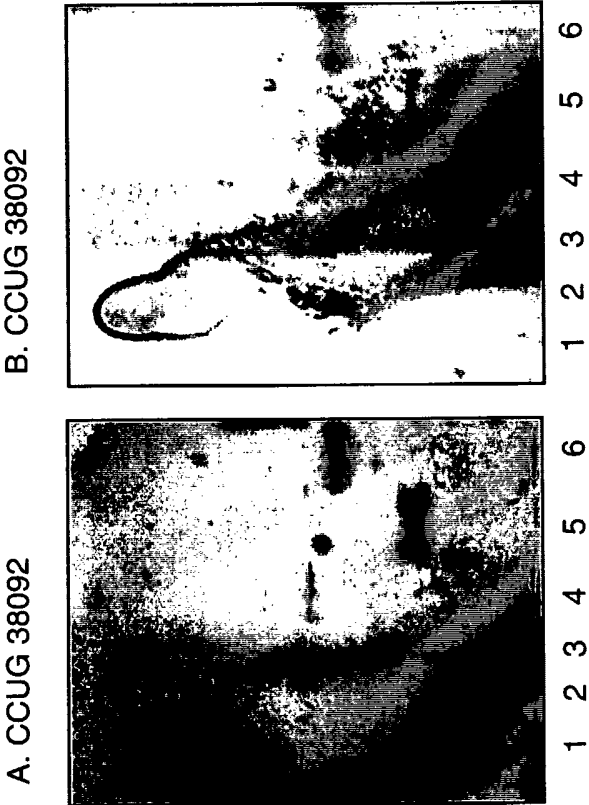
EHEC W135A



1 2 3 4 5 6 7 8 9

Fig. 6

Fig. 7



INTERNATIONAL SEARCH REPORT

International application No.

PCT/FI 03/00528

A. CLASSIFICATION OF SUBJECT MATTER

IPC7: A61K 31/702, A61P 1/04, A61P 1/12
According to International Patent Classification (IPC) or to both national classification and IPC

B. FIELDS SEARCHED

Minimum documentation searched (classification system followed by classification symbols)

IPC7: A61K, A61P

Documentation searched other than minimum documentation to the extent that such documents are included in the fields searched

SE,DK,FI,NO classes as above

Electronic data base consulted during the international search (name of data base and, where practicable, search terms used)

WPI DATA, CHEM. ABS DATA, EMBASE, MEDLINE

C. DOCUMENTS CONSIDERED TO BE RELEVANT

Category*	Citation of document, with indication, where appropriate, of the relevant passages	Relevant to claim No.
P,X	WO 02056893 A1 (CARBION OY), 25 July 2002 (25.07.02) --	1-79
X	WO 0143751 A1 (A+SCIENCE INVEST AB), 21 June 2001 (21.06.01)	10,32-79
Y	--	1-9,11-31
X	WO 0051644 A1 (THE GOVERNORS OF THE UNIVERSITY OF ALBERTA), 8 Sept 2000 (08.09.00)	10,32-79
Y	--	1-9,11-31

☒ Further documents are listed in the continuation of Box C.☒ See patent family annex.

* Special categories of cited documents:

"A" document defining the general state of the art which is not considered to be of particular relevance

"E" earlier application or patent but published on or after the international filing date

"L" document which may throw doubts on priority claim(s) or which is cited to establish the publication date of another citation or other special reason (as specified)

"O" document referring to an oral disclosure, use, exhibition or other means

"P" document published prior to the international filing date but later than the priority date claimed

"T" later document published after the international filing date or priority date and not in conflict with the application but cited to understand the principle or theory underlying the invention

"X" document of particular relevance: the claimed invention cannot be considered novel or cannot be considered to involve an inventive step when the document is taken alone

"Y" document of particular relevance: the claimed invention cannot be considered to involve an inventive step when the document is combined with one or more other such documents, such combination being obvious to a person skilled in the art

"&" document member of the same patent family

Date of the actual completion of the international search

7 October 2003

Date of mailing of the international search report

08-10-2003

Name and mailing address of the ISA/
Swedish Patent Office
Box 5055, S-102 42 STOCKHOLM
Facsimile No. +46 8 666 02 86

Authorized officer

Carolina Gómez Lagerlöf/EÖ
Telephone No. +46 8 782 25 00

INTERNATIONAL SEARCH REPORT

International application No.

PCT/FI 03/00528

C (Continuation). DOCUMENTS CONSIDERED TO BE RELEVANT

Category*	Citation of document, with indication, where appropriate, of the relevant passages	Relevant to claim No.
Y	WO 0033854 A1 (N.V. NUTRICIA), 15 June 2000 (15.06.00) --	1-9,11-31
A	WO 9639190 A1 (SYNSORB BIOTECH, INC.), 12 December 1996 (12.12.96) --	1-79
A	US 5217715 A (HOWARD C. KRIVAN ET AL), 8 June 1993 (08.06.93) -- -----	1-79

INTERNATIONAL SEARCH REPORT

International application No.
PCT/FI03/00528**Box I** Observations where certain claims were found unsearchable (Continuation of item 1 of first sheet)

This international search report has not been established in respect of certain claims under Article 17(2)(a) for the following reasons:

1. ☒ Claims Nos.: **52-53**
because they relate to subject matter not required to be searched by this Authority, namely:
see next sheet
2. ☐ Claims Nos.:
because they relate to parts of the international application that do not comply with the prescribed requirements to such an extent that no meaningful international search can be carried out, specifically:
3. ☐ Claims Nos.:
because they are dependent claims and are not drafted in accordance with the second and third sentences of Rule 6.4(a).

Box II Observations where unity of invention is lacking (Continuation of item 2 of first sheet)

This International Searching Authority found multiple inventions in this international application, as follows:

1. ☐ As all required additional search fees were timely paid by the applicant, this international search report covers all searchable claims.
2. ☐ As all searchable claims could be searched without effort justifying an additional fee, this Authority did not invite payment of any additional fee.
3. ☐ As only some of the required additional search fees were timely paid by the applicant, this international search report covers only those claims for which fees were paid, specifically claims Nos.:
4. ☐ No required additional search fees were timely paid by the applicant. Consequently, this international search report is restricted to the invention first mentioned in the claims; it is covered by claims Nos.:

Remark on Protest

- ☐ The additional search fees were accompanied by the applicant's protest.
☐ No protest accompanied the payment of additional search fees.

INTERNATIONAL SEARCH REPORT

International application No.

PCT/FI03/00528

Claims 52-53 relate to methods of treatment of the human or animal body by surgery or by therapy or diagnostic methods practised on the human or animal body (PCT Rule 39.1(iv)). Nevertheless, a search has been executed for these claims. The search has been based on the alleged effects of the compounds or compositions.

INTERNATIONAL SEARCH REPORT

Information on patent family members

06/09/03

International application No.

PCT/FI 03/00528

Patent document cited in search report			Publication date	Patent family member(s)		Publication date
WO	02056893	A1	25/07/02	FI	4998 U	19/07/01
				FI	20010118 A,V	20/07/02
<hr/>						
WO	0143751	A1	21/06/01	AU	2418801 A	25/06/01
				CA	2392766 A	21/06/01
				CN	1411376 T	16/04/03
				CZ	20021989 A	16/10/02
				EE	200200312 A	16/06/03
				EP	1237558 A	11/09/02
				HU	0204243 A	28/03/03
				JP	2003517015 T	20/05/03
				NO	20022890 A	15/08/02
				SE	9904581 D	00/00/00
				SK	8152002 A	06/11/02
<hr/>						
WO	0051644	A1	08/09/00	AU	2899500 A	21/09/00
				CA	2359754 A	08/09/00
				EP	1159010 A	05/12/01
				US	6291435 B	18/09/01
<hr/>						
WO	0033854	A1	15/06/00	AU	1896600 A	26/06/00
				CA	2353544 A	15/06/00
				EP	1137424 A	04/10/01
				JP	2002531510 T	24/09/02
				NL	1010770 C	00/00/00
<hr/>						
WO	9639190	A1	12/12/96	AU	713668 B	09/12/99
				AU	4873296 A	24/12/96
				CA	2210193 A	12/12/96
				EP	0831914 A	01/04/98
				IL	117655 A	31/08/00
				JP	11506458 T	08/06/99
				NZ	302632 A	29/11/99
				NZ	337148 A	23/02/01
				TW	474814 B	00/00/00
				US	5627163 A	06/05/97
				ZA	9602847 A	24/02/97
<hr/>						
US	5217715	A	08/06/93	US	5225330 A	06/07/93
				US	5386027 A	31/01/95
				US	5389521 A	14/02/95
				US	5529904 A	25/06/96
<hr/>						