



US00D730879S

(12) **United States Design Patent**  
**Kato**

(10) **Patent No.:** **US D730,879 S**

(45) **Date of Patent:** **\*\* Jun. 2, 2015**

(54) **ANTENNA FOR AN AUTOMOBILE**

(71) Applicant: **Masafumi Kato**, Toyota (JP)

(72) Inventor: **Masafumi Kato**, Toyota (JP)

(73) Assignee: **Toyota Jidosha Kabushiki Kaisha** (JP)

(\*\*) Term: **14 Years**

(21) Appl. No.: **29/476,652**

(22) Filed: **Dec. 16, 2013**

(30) **Foreign Application Priority Data**

Jul. 22, 2013 (JP) ..... 2013-016601

(51) **LOC (10) Cl.** ..... **14-03**

(52) **U.S. Cl.**  
USPC ..... **D14/230**

(58) **Field of Classification Search**  
USPC ..... D14/230–238, 299, 358, 138;  
343/700 R–705, 711–713, 819,  
343/871–908, 795, 840, 841, 846;  
455/90.2, 90.3, 91, 128, 269, 345,  
455/562.1, 575.9; D12/42, 43  
See application file for complete search history.

(56) **References Cited**

**U.S. PATENT DOCUMENTS**

D465,480	S	*	11/2002	Boyer	.....	D14/230
D544,470	S	*	6/2007	Markelka	.....	D14/230
D551,220	S	*	9/2007	Noro et al.	.....	D14/230
D581,909	S	*	12/2008	Jeong	.....	D14/230
D603,375	S	*	11/2009	Jeong	.....	D14/218
D675,601	S	*	2/2013	Huet	.....	D14/230
D681,018	S	*	4/2013	Hakamata	.....	D14/230
D686,598	S	*	7/2013	Yanagisawa et al.	.....	D14/230
D703,638	S	*	4/2014	Ueno et al.	.....	D14/230
D704,172	S	*	5/2014	Kato	.....	D14/230
2006/0227057	A1	*	10/2006	Lu	.....	343/713
2006/0273968	A1	*	12/2006	Noro	.....	343/713

**OTHER PUBLICATIONS**

1a) Toyota Jidosha Kabushiki Kaisha, Crown Athlete 2010, <<http://www.favcars.com/toyota-crown-athlete-s200-2010-12-photos-190510.htm>>, showing the same antenna as in Toyota Jidosha Kabushiki Kaisha, "Crown Athlete", Catalogue of Crown Athlete, dated Dec. 1, 2010, p. 17. 1b) enlargement of 1a.

2a) Honda Giken Kabushiki Kaisha, CR-Z 2010, <<http://www.favcars.com/honda-cr-z-us-spec-zfl-2010-photos-254296.htm>>, showing the same antenna as in Honda Giken Kabushiki Kaisha, "CR-Z", Catalogue of CR-Z, dated Feb. 1, 2012. 2b) enlargement of 2a.

3a) Mazda Motor of America Inc, CX-5 2013, <[http://www.netcarshow.com/mazda/2013-cx-5/1024x768/wallpaper\\_69.htm](http://www.netcarshow.com/mazda/2013-cx-5/1024x768/wallpaper_69.htm)>, <[http://www.netcarshow.com/mazda/2013-cx-5/1024x768/wallpaper\\_c9.htm](http://www.netcarshow.com/mazda/2013-cx-5/1024x768/wallpaper_c9.htm)>, showing the same antenna as in Mazda Motor of America Inc, "CX-5", Catalogue of CX-5, dated Jan. 1, 2012. 3b) enlargement of 3a.

\* cited by examiner

*Primary Examiner* — John Windmuller

(74) *Attorney, Agent, or Firm* — Saidman DesignLaw Group, LLC


(57) **CLAIM**

The ornamental design for an antenna for an automobile, as shown and described.

**DESCRIPTION**

FIG. 1 is a perspective view of an antenna for an automobile showing my new design;  
 FIG. 2 is a front view thereof;  
 FIG. 3 is a rear view thereof;  
 FIG. 4 is a top view thereof;  
 FIG. 5 is a bottom view thereof;  
 FIG. 6 is a left side view thereof; and,  
 FIG. 7 is a right side view thereof.  
 The various shades of grey as well as the shadows and reflections represent surface contour and not any particular color.

**1 Claim, 4 Drawing Sheets**



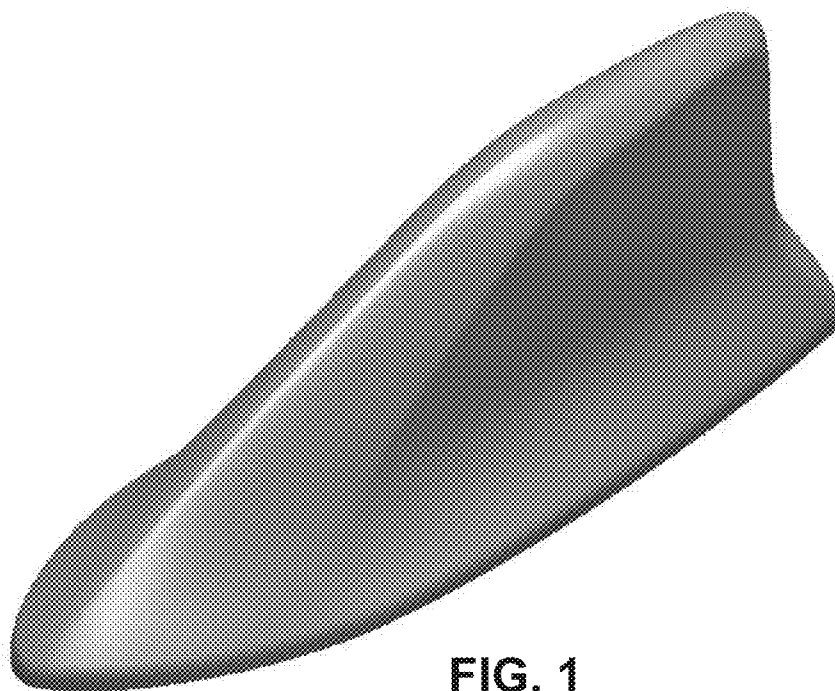


FIG. 1




FIG. 2




FIG. 3




FIG. 4




FIG. 5




FIG. 6




FIG. 7