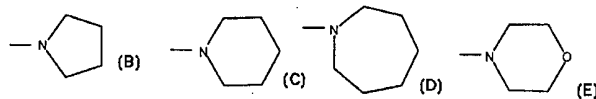
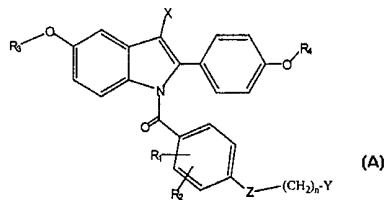




## INTERNATIONAL APPLICATION PUBLISHED UNDER THE PATENT COOPERATION TREATY (PCT)

<p>(51) International Patent Classification <sup>7</sup> : C07D 209/12, A61K 31/40, A61P 19/10</p>	<p>A1</p>	<p>(11) International Publication Number: <b>WO 00/51983</b> (43) International Publication Date: 8 September 2000 (08.09.00)</p>
<p>(21) International Application Number: PCT/US00/04386 (22) International Filing Date: 22 February 2000 (22.02.00) (30) Priority Data: 09/262,413 4 March 1999 (04.03.99) US (71) Applicant (for all designated States except US): AMERICAN HOME PRODUCTS CORPORATION [US/US]; Five Giralda Farms, Madison, NJ 07940-0874 (US). (72) Inventors; and (75) Inventors/Applicants (for US only): KOKO, Marci, Catherine [-/US]; 424 Alderbrook Drive, Wayne, PA 19087 (US). ULLRICH, John, William [-/US]; 62 Aspen Way, Schwenksville, PA 19473 (US). SANTILLI, Arthur, Attilio [-/US]; 1737 Sue Ellen Drive, Havertown, PA 19083 (US). (74) Agents: ECK, Steven, R.; American Home Products Corporation, Patent Law Dept. - 2B, One Campus Drive, Parsippany, NJ 07054 (US) et al.</p>	<p>(81) Designated States: AE, AL, AM, AT, AU, AZ, BA, BB, BG, BR, BY, CA, CH, CN, CR, CU, CZ, DE, DK, DM, EE, ES, FI, GB, GD, GE, GH, GM, HR, HU, ID, IL, IN, IS, JP, KE, KG, KP, KR, KZ, LC, LK, LR, LS, LT, LU, LV, MA, MD, MG, MK, MN, MW, MX, NO, NZ, PL, PT, RO, RU, SD, SE, SG, SI, SK, SL, TJ, TM, TR, TT, TZ, UA, UG, US, UZ, VN, YU, ZA, ZW, ARIPO patent (GH, GM, KE, LS, MW, SD, SL, SZ, TZ, UG, ZW), Eurasian patent (AM, AZ, BY, KG, KZ, MD, RU, TJ, TM), European patent (AT, BE, CH, CY, DE, DK, ES, FI, FR, GB, GR, IE, IT, LU, MC, NL, PT, SE), OAPI patent (BF, BJ, CF, CG, CI, CM, GA, GN, GW, ML, MR, NE, SN, TD, TG).</p> <p><b>Published</b> With international search report. Before the expiration of the time limit for amending the claims and to be republished in the event of the receipt of amendments.</p>	

(54) Title: N-SUBSTITUTED BENZOYL INDOLES AS ESTROGENIC AGENTS



## (57) Abstract

The present invention provides compounds of formula (A) wherein R<sub>1</sub>, R<sub>2</sub> and R<sub>3</sub> are independently selected from hydrogen, halogen, C<sub>1</sub>-C<sub>6</sub> alkoxy, -CF<sub>3</sub>, -NO<sub>2</sub>, cyano, C<sub>1</sub>-C<sub>6</sub> alkyl, trifluoromethyl, -OH or the C<sub>1</sub>-C<sub>12</sub> esters (straight chain or branched) or C<sub>1</sub>-C<sub>12</sub> alkyl ethers thereof, or C<sub>1</sub>-C<sub>6</sub> halogenated ethers, preferably C<sub>1</sub>-C<sub>3</sub> halogenated ethers, including trifluoromethyl ether and trichloromethyl ether; R<sub>4</sub> and R<sub>5</sub> are independently selected from H or benzyl, the benzyl group being optionally substituted by C<sub>1</sub>-C<sub>6</sub> alkyl, C<sub>1</sub>-C<sub>6</sub> alkoxy, -CF<sub>3</sub>, or halogen; X is H, C<sub>1</sub>-C<sub>6</sub> alkyl, or CF<sub>3</sub>; Z is O or S; n is 2 or 3; Y is selected from: a) a moiety of the formula -NR'R' wherein R' is C<sub>1</sub>-C<sub>6</sub> lower alkyl; or b) a moiety selected from the group of (B), (C), (D) or (E); or a pharmaceutically acceptable salt thereof, as well as pharmaceutical formulations and methods of treating or preventing disease states or syndromes which are caused or associated with an estrogen deficiency or an excess of estrogen utilizing these compounds.

**FOR THE PURPOSES OF INFORMATION ONLY**

Codes used to identify States party to the PCT on the front pages of pamphlets publishing international applications under the PCT.

AL	Albania	ES	Spain	LS	Lesotho	SI	Slovenia
AM	Armenia	FI	Finland	LT	Lithuania	SK	Slovakia
AT	Austria	FR	France	LU	Luxembourg	SN	Senegal
AU	Australia	GA	Gabon	LV	Latvia	SZ	Swaziland
AZ	Azerbaijan	GB	United Kingdom	MC	Monaco	TD	Chad
BA	Bosnia and Herzegovina	GE	Georgia	MD	Republic of Moldova	TG	Togo
BB	Barbados	GH	Ghana	MG	Madagascar	TJ	Tajikistan
BE	Belgium	GN	Guinea	MK	The former Yugoslav Republic of Macedonia	TM	Turkmenistan
BF	Burkina Faso	GR	Greece			TR	Turkey
BG	Bulgaria	HU	Hungary	ML	Mali	TT	Trinidad and Tobago
BJ	Benin	IE	Ireland	MN	Mongolia	UA	Ukraine
BR	Brazil	IL	Israel	MR	Mauritania	UG	Uganda
BY	Belarus	IS	Iceland	MW	Malawi	US	United States of America
CA	Canada	IT	Italy	MX	Mexico	UZ	Uzbekistan
CF	Central African Republic	JP	Japan	NE	Niger	VN	Viet Nam
CG	Congo	KE	Kenya	NL	Netherlands	YU	Yugoslavia
CH	Switzerland	KG	Kyrgyzstan	NO	Norway	ZW	Zimbabwe
CI	Côte d'Ivoire	KP	Democratic People's Republic of Korea	NZ	New Zealand		
CM	Cameroon			PL	Poland		
CN	China	KR	Republic of Korea	PT	Portugal		
CU	Cuba	KZ	Kazakstan	RO	Romania		
CZ	Czech Republic	LC	Saint Lucia	RU	Russian Federation		
DE	Germany	LI	Liechtenstein	SD	Sudan		
DK	Denmark	LK	Sri Lanka	SE	Sweden		
EE	Estonia	LR	Liberia	SG	Singapore		

## N-SUBSTITUTED BENZOYL INDOLES AS ESTROGENIC AGENTS

The present invention relates to new N-substituted benzoyl indole compounds which are useful as estrogenic agents, as well as pharmaceutical compositions and methods of treatment utilizing these compounds and processes for preparing them.

### Background of the Invention

Estrogen replacement therapy has been well established as the treatment of choice in women for the prevention of osteoporosis. [C. Christiansen, R. Lindsay, *Estrogen , Bone Loss and Preservation*, **Osteoporosis International**, 1, 15-21 (1990)] The downside to this therapy is that when estrogen is given alone i.e. without the opposing effects of progestins, proliferative effects on the uterus may result and thereby can put the patient at risk for endometrial cancer. Although less clear, hormone replacement therapy has been implicated in increasing the incidence of breast tumor formation. Non-steroidal antiestrogen drugs such as tamoxifen have been used in the treatment of breast cancer. The drug also is known to maintain bone mass, acting as a bone-sparing estrogen agonist, however it is also an agonist in uterine tissue. A more recent antiestrogen drug, Lilly's raloxifene, is a non-steroidal antiestrogen which appears to be more tissue selective. While having the desirable property of sparing bone, it has been demonstrated to stimulate uterine growth in animal models to a lesser degree than tamoxifen. Additionally, recent clinical data reveal no endometrial hyperplasia. A review on the tissue selective action of estrogen analogs has recently appeared. [G.L. Evans and R.T. Turner, *Tissue Selective Actions of Estrogen Analogs*, **Bone**, 17, no. 4, 1815-1905 (1995)].

The use of indoles as estrogen antagonists has been reported by Von Angerer, *Chemical Abstracts*, Vol. 99, No. 7 (1983), Abstract No. 53886u. Also, see, *J. Med. Chem.* 1990, 33, 2635-2640; *J. Med. Chem.* 1987, 30, 131-136. Also see Ger. Offen., DE 3821148 A1 891228 and WO 96/03375. These prior art compounds share some

structural similarities with the present compounds, but are functionally different. For compounds containing a basic amine, there is no phenyl group to rigidify the side chain. The reported data for these compounds indicates that they may have a weaker binding to estrogen receptor than the compounds of the present invention and the  
5 basic side chain containing compounds show some uterotrophic effect in the rat uterus.

WO A 95 17383 (Kar Bio AB) describes indole antiestrogens with long straight chains. Another related patent WO A 93 10741 describes 5-hydroxyindole  
10 with a generic descriptor incorporating other side chains.

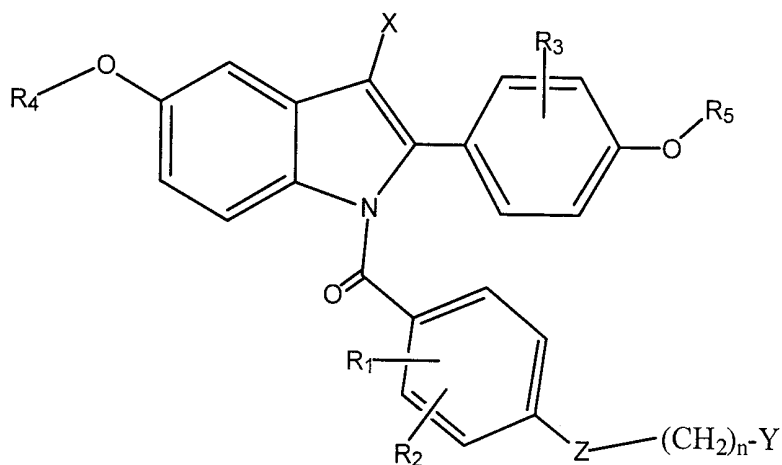
U.S. Patent No. 5,496,844 (Inai, et al.) teaches substituted N-indole compounds having potent antiestrogenic activity which are useful in the treatment of estrogen-dependent diseases, such as anovulatory infertility, prostatic hypertrophy, osteoporosis, breast cancer, endometrial cancer and melanoma.  
15

Jones et al., in their article *Antiestrogens. 2.<sup>1</sup> Structure-Activity Studies in a Series of 3-Aroyl-2-arylbenzo[b]thiophene Derivatives Leading to [6-Hydroxy-2-(4-hydroxyphenyl)benzo[b] thien-3-yl][4-[2-(1-piperidinyl)ethoxy]phenyl]methanone Hydrochloride (LY156758), a Remarkably Effective Estrogen Antagonist with Only Minimal Intrinsic Estrogenicity*, J. Med. Chem. 1984, 27, 1057-1066, disclose a series  
20 of 3-aroyl-2-arylbenzo[b]thiophene derivatives which act as non-steroidal antiestrogens.

The compounds described in the present invention are mixed estrogen  
25 agonists/antagonists and have potential use in treating osteoporosis, endometriosis, prostatic hypertrophy, breast cancer and endometrial cancer.

**Description of the Invention**

The present invention provides N-substituted indoles of Formula (I):



5

Formula (I)

wherein:

10 R<sub>1</sub>, R<sub>2</sub> and R<sub>3</sub> are independently selected from hydrogen, halogen, C<sub>1</sub>-C<sub>12</sub> alkoxy (straight chain or branched or cyclic), -CF<sub>3</sub>, -NO<sub>2</sub>, cyano, C<sub>1</sub>-C<sub>6</sub> alkyl (straight chain or branched), trifluoromethyl, -OH or the C<sub>1</sub>-C<sub>12</sub> esters (straight chain or branched) thereof, or C<sub>1</sub>-C<sub>6</sub> halogenated ethers, preferably C<sub>1</sub>-C<sub>3</sub> halogenated ethers, including trifluoromethyl ether and trichloromethyl ether;

15 R<sub>4</sub> and R<sub>5</sub> are independently selected from H or benzyl, the benzyl group being optionally substituted by C<sub>1</sub>-C<sub>6</sub> alkyl, C<sub>1</sub>-C<sub>6</sub> alkoxy, -CF<sub>3</sub>, or halogen;

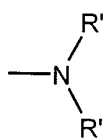
X is H, C<sub>1</sub>-C<sub>6</sub> alkyl, or CF<sub>3</sub>;

Z is O or S;

n is 2 or 3;

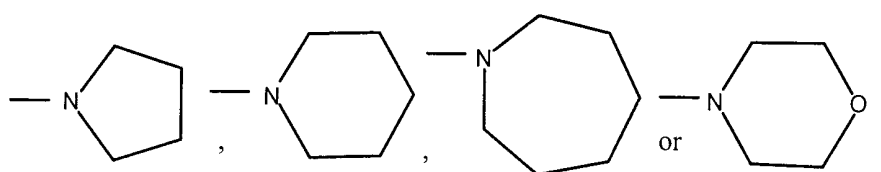
20 Y is selected from:

a) a moiety of the formula:



wherein R' is C<sub>1</sub>-C<sub>6</sub> lower alkyl the same or different; or

b) a moiety selected from the group of:



5

or a pharmaceutically acceptable salt thereof.

Examples of R<sub>1</sub>, R<sub>2</sub> and R<sub>3</sub> when esters are C<sub>2</sub>-C<sub>12</sub> alkyl esters such as -O(C=O)(C<sub>1</sub>-C<sub>6</sub>alkyl).

10

Examples of alkyl groups are methyl, ethyl, n-propyl, isopropyl and n-butyl.

Examples of alkoxy groups are methoxy, ethoxy, n-propoxy, isopropoxy and n-butoxy.

15

Examples of R<sub>1</sub> and R<sub>2</sub> are H, C<sub>1</sub>-C<sub>6</sub> alkyl, C<sub>1</sub>-C<sub>6</sub> alkoxy -CF<sub>3</sub> and NO<sub>2</sub>. Examples of R<sub>3</sub> and R<sub>4</sub> are H. An example of X is methyl.

A preferred group of this invention are those compounds of Formula I wherein R<sub>1</sub>, R<sub>2</sub> and R<sub>3</sub> are independently selected from hydrogen, C<sub>1</sub>-C<sub>6</sub> alkyl, C<sub>1</sub>-C<sub>6</sub> alkoxy, -CF<sub>3</sub>, or -NO<sub>2</sub>; and R<sub>4</sub>, R<sub>5</sub>, X, Z, n, and Y are as defined above, or a pharmaceutically acceptable salt thereof.

20

Another preferred group of compounds of this invention are those in which Z is oxygen and R<sub>1</sub>, R<sub>2</sub>, R<sub>3</sub>, and R<sub>4</sub> are H, or a pharmaceutically acceptable salt thereof.

25

Preferably R<sub>5</sub> is H. Among the most preferred compounds of these generic and subgeneric groups are those in which Y is a piperidine ring.

This invention includes acceptable salt forms formed from the addition  
5 reaction with either inorganic or organic acids. Inorganic acids such as hydrochloric acid, hydrobromic acid, hydroiodic acid, sulfuric acid, phosphoric acid, nitric acid as well as organic acids such as acetic acid, propionic acid, citric acid, maleic acid, malic acid, tartaric acid, phthalic acid, succinic acid, methanesulfonic acid, toluenesulfonic acid, naphthalenesulfonic acid, camphorsulfonic acid, benzenesulfonic acid are useful.  
10 Among the preferred salts of the compounds herein are the HCl, HBr, and acetate salts.

The compounds of the invention are partial estrogen agonists and display high affinity for the estrogen receptor. Unlike many estrogens, however, many of these  
15 compounds do not cause the increases in uterine wet weight normally associated with natural or synthetic estrogens. These compounds are antiestrogenic in the uterus and antagonize the trophic effects of estrogen agonists in uterine tissue. In addition, the compounds may be used as estrogen agonists in bone tissue. Due to the tissue selective nature of these compounds, they are useful in treating or preventing in a  
20 mammal disease states or syndromes which are caused or associated with an estrogen deficiency or an excess of estrogen.

The present compounds have the ability to behave like estrogen agonists by lowering cholesterol and preventing bone loss. These compounds are useful for  
25 treating many maladies which result from estrogen excess or deficiency including osteoporosis, prostatic hypertrophy, male pattern baldness, ovarian cancer, infertility, breast cancer, endometrial cancer, cardiovascular disease, contraception, Alzheimer's disease, cognitive decline and other CNS disorders, as well as certain cancers, including melanoma, prostate cancer, cancers of the colon, CNS cancers, among  
30 others. Additionally, these compounds can be used for hormone replacement therapy in post-menopausal women or in other estrogen deficiency states where estrogen supplementation would be beneficial.

The compounds of this invention may also be used in methods of treatment for bone loss, which may result from an imbalance in an individual's formation of new bone tissues and the resorption of older tissues, leading to a net loss of bone. Such bone depletion results in a range of individuals, particularly in post-menopausal women, women who have undergone hysterectomy, those receiving or who have received extended corticosteroid therapies, those experiencing gonadal dysgenesis, and those suffering from Cushing's syndrome. Special needs for bone replacement can also be addressed using these compounds in individuals with bone fractures, defective bone structures, and those receiving bone-related surgeries and/or the implantation of prosthesis. In addition to those problems described above, these compounds can be used in treatments for osteoarthritis, hypocalcemia, hypercalcemia, Paget's disease, osteomalacia, osteomalacia, osteomalacia, osteomalacia, multiple myeloma and other forms of cancer having deleterious effects on bone tissues. Methods of treating the maladies listed herein are understood to comprise administering to an individual in need of such treatment a pharmaceutically effective amount of one or more of the compounds of this invention or a pharmaceutically acceptable salt thereof. This invention also includes pharmaceutical compositions utilizing one or more of the present compounds, and/or the pharmaceutically acceptable salts thereof, along with one or more pharmaceutically acceptable carriers, excipients, etc.

It is understood that the dosage, regimen and mode of administration of these compounds will vary according to the malady and the individual being treated and will be subject to the judgement of the medical practitioner involved. It is preferred that the administration of one or more of the compounds herein begin at a low dose and be increased until the desired effects are achieved.

Effective administration of these compounds may be given at an effective dose of from about 0.1 mg/day to about 1,000 mg/day. Preferably, administration will be from about 10 mg/day to about 600 mg/day in a single dose or in two or more divided doses. Such doses may be administered in any manner useful in directing the active compounds herein to the recipient's bloodstream, including orally, parenterally (including intravenous, intraperitoneal and subcutaneous injections), and transdermally. For the purposes of this disclosure, transdermal administrations are understood to include all administrations across the surface of the body and the inner linings of bodily passages including epithelial and mucosal tissues. Such



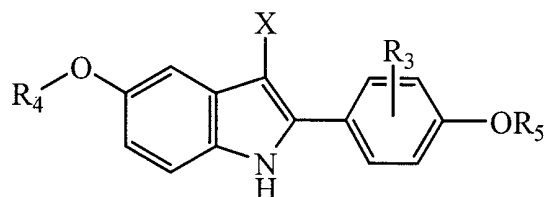
administrations may be carried out using the present compounds, or pharmaceutically acceptable salts thereof, in lotions, creams, foams, patches, suspensions, solutions, and suppositories (rectal and vaginal).

5 Oral formulations containing the active compounds of this invention may comprise any conventionally used oral forms, including tablets, capsules, buccal forms, troches, lozenges and oral liquids, suspensions or solutions. Capsules may contain mixtures of the active compound(s) with inert fillers and/or diluents such as the pharmaceutically acceptable starches (e.g. corn, potato or tapioca starch), sugars,  
10 artificial sweetening agents, powdered celluloses, such as crystalline and microcrystalline celluloses, flours, gelatins, gums, etc. Useful tablet formulations may be made by conventional compression, wet granulation or dry granulation methods and utilize pharmaceutically acceptable diluents, binding agents, lubricants, disintegrants, suspending or stabilizing agents, including, but not limited to,  
15 magnesium stearate, stearic acid, talc, sodium lauryl sulfate, microcrystalline cellulose, carboxymethylcellulose calcium, polyvinylpyrrolidone, gelatin, alginic acid, acacia gum, xanthan gum, sodium citrate, complex silicates, calcium carbonate, glycine, dextrin, sucrose, sorbitol, dicalcium phosphate, calcium sulfate, lactose, kaolin, mannitol, sodium chloride, talc, dry starches and powdered sugar. Oral  
20 formulations herein may utilize standard delay or time release formulations to alter the absorption of the active compound(s). Suppository formulations may be made from traditional materials, including cocoa butter, with or without the addition of waxes to alter the suppository's melting point, and glycerin. Water soluble suppository bases, such as polyethylene glycols of various molecular weights, may also be used.

25

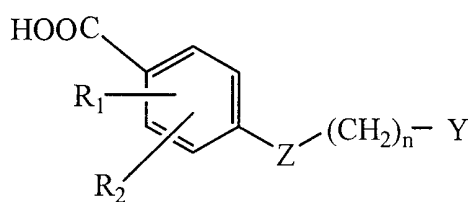
This invention also provides processes for preparing the compounds of formula I which processes comprises one of the following:

- a) acylating a compound of formula:  
30



II

wherein R<sub>3</sub>, R<sub>4</sub>, R<sub>5</sub> and X are as defined above, with a compound of formula:

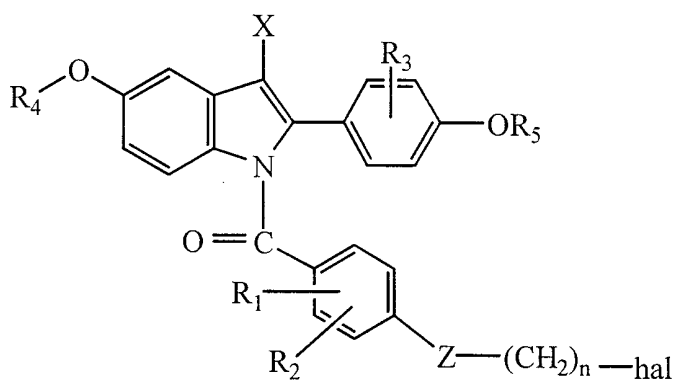


(III)

or a reactive derivative thereof, e.g. acid halide wherein n, R<sub>1</sub>, R<sub>2</sub>, Z and Y are as defined above, to give a compound of formula I;

or

b) reacting a compound of formula



(IV)

10

wherein X, Z, R<sub>1</sub>, R<sub>2</sub>, R<sub>3</sub>, R<sub>4</sub> and R<sub>5</sub> are as defined above and hal represents a halogen e.g. chlorine or bromine, with an amine of formula:



wherein Y is as defined above, to give a compound of formula I,

or

c) debenzylating a compound of formula I wherein  $R_4$  and/or  $R_5$  is optionally substituted benzyl to give a compound of formula I wherein  $R_4$  and/or  $R_5$  is hydrogen,

5 or

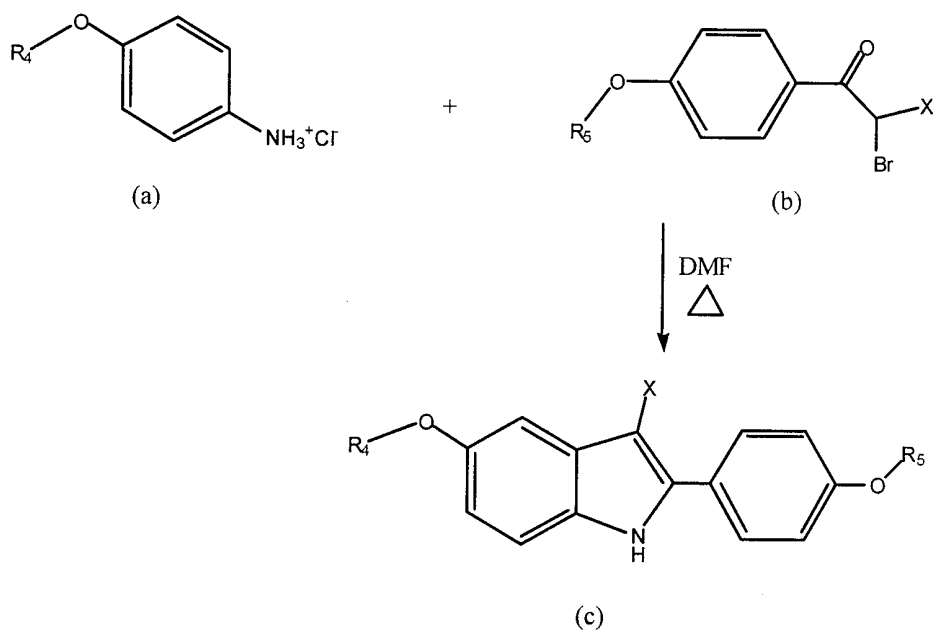
e) esterifying a compound of formula I wherein at least one of  $R_1$ ,  $R_2$  or  $R_3$  is hydroxy to an ester derivative thereof.

10 Methods for carrying out process a)  $\rightarrow$  e) above are known in the art and/or are illustrated in the schemes below.

Compounds of this invention may be prepared by methods known in the art. For instance, the starting or core indole can be prepared by the general method of Scheme 1, below.

15

### Scheme No. 1

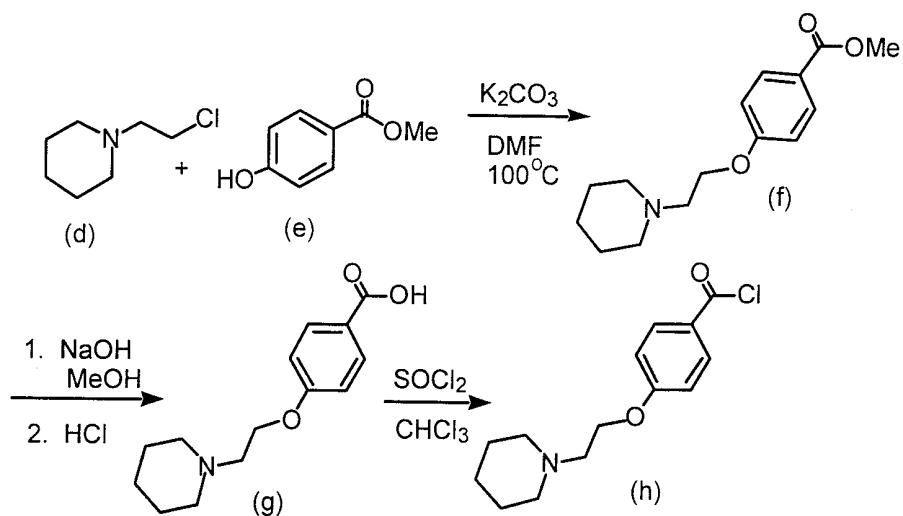


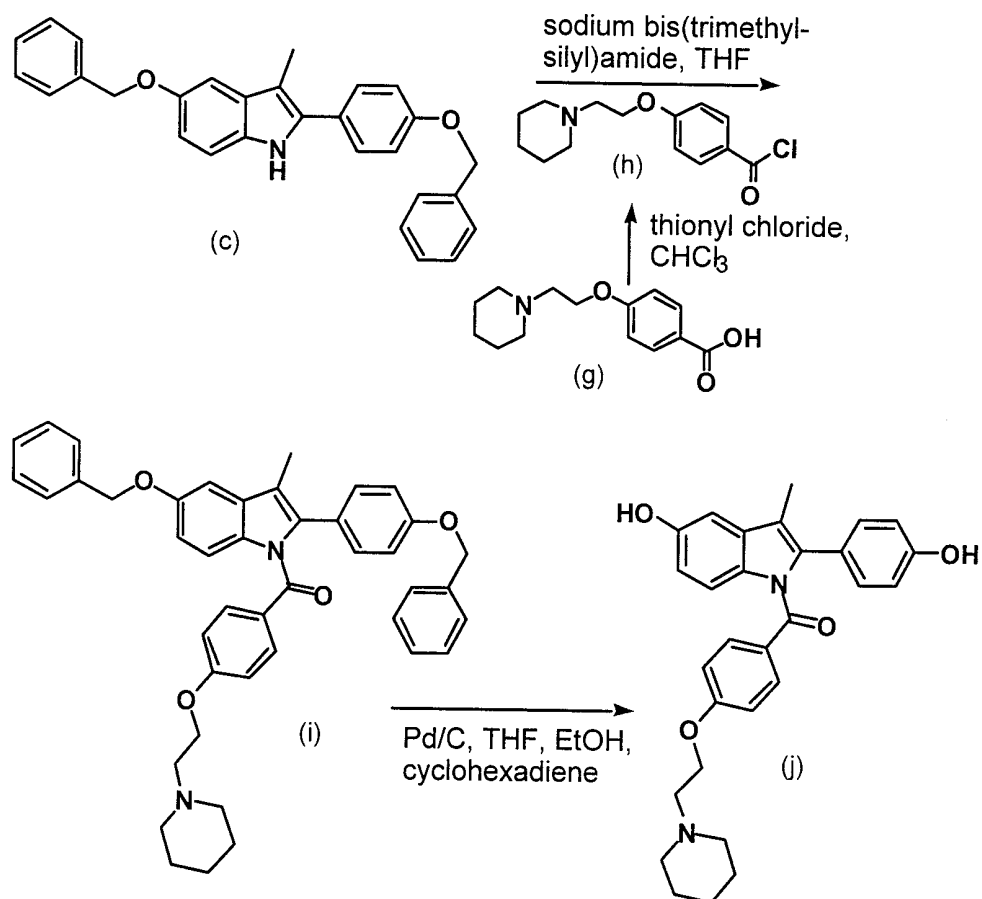
The initial indole synthesis for 5-Benzyloxy-2-(4-benzyloxy-phenyl)-3-methyl-1H-indole is accomplished by heating an appropriately substituted alpha-bromo

ketone (b) with the desired aniline (a) in DMF to form the indole (c). The (aminoethoxy)benzoic acid side chains of the present compounds may be prepared by the general methods taught by Jones et al., J. Med. Chem., 1984, Vol. 27, No. 8, pp. 1057-1066 or as shown in Scheme 2 and coupled to the core indoles via the method of

5 Scheme 3.

### Scheme No. 2



**Scheme No. 3**

5

**Example No. 1**

**[5-Benzyloxy-2-(4-benzyloxy-phenyl)-3-methyl-indol-1-yl]-[4-(2-piperidin-1-yl-ethoxy)-phenyl]-methanone**

To a chilled ( $-78\text{ }^\circ\text{C}$ ) solution of 2.42 g (0.00577 mol) of the starting indole (c), (5-benzyloxy-2-(4-benzyloxy-phenyl)-3-methyl-1H-indole), in 60 mL of dry THF, under  $\text{N}_2$ , was added 2.6 g (0.00866 mol) of the acid chloride (h), (4-(2-piperidin-1-yl-ethoxy)benzoyl chloride, HCl salt), and stirred at  $-78\text{ }^\circ\text{C}$  for 20 minutes. 22 mL (0.0216 mol) of sodium bis(trimethylsilyl)amide (1.0 M solution in THF) was added

dropwise to the reaction mixture and stirred at -78 °C for 30 minutes. The reaction mixture was then brought to 0 °C for 4 hours, and then to room temperature for 1 hour. 100 mL of ethyl acetate was added to the crude reaction mixture and washed with aq. NaHCO<sub>3</sub> (2 X 50 mL). The organic phase was collected, washed with water (2 X 50 mL), saturated brine, removed, dried over magnesium sulfate, filtered and evaporated to dryness in a rotary evaporator. The crude product when subjected to HPLC gave 1.25 g of yellow solid.

Mp = 48 - 51°C; <sup>1</sup>H NMR (DMSO) 7.55 - 7.30 (m, 11 H), 7.24 - 7.16 (m, 5 H), 6.94 - 6.88 (m, 5 H), 5.18 (s, 2 H), 5.05 (s, 2 H), 4.09 (t, 2 H, J = 5.8 Hz), 2.19 (t, 2 H, J = 5.8 Hz), 2.41 - 2.38 (m, 4 H), 2.21 (s, 3 H), 1.51 - 1.35 (m, 6 H); IR 3440, 2900, 1610 cm<sup>-1</sup>; MS EI m/z 651 (M<sup>+</sup>); CHN calcd for C<sub>43</sub>H<sub>42</sub>N<sub>2</sub>O<sub>4</sub> · 0.25 H<sub>2</sub>O.

### Example No. 2

#### [5-Hydroxy-2-(4-hydroxy-phenyl)-3-methyl-indol-1-yl]-[4-(2-piperidin-1-yl-ethoxy)-phenyl]-methanone

To a solution of 0.78 g (0.00120 mol) of [5-benzyloxy-2-(4-benzyloxy-phenyl)-3-methyl-indol-1-yl]-[4-(2-piperidin-1-yl-ethoxy)-phenyl]-methanone (described above) in 5 mL of dry THF, and 5 mL of punctilious ethanol, under N<sub>2</sub>, was added 1.4 mL (0.0120 mol) of cyclohexadiene and 0.39 g (one-half the mass of the benzyloxy starting material) of 10% Pd/C, and stirred at room temperature overnight. The reaction mixture was filtered and evaporated to dryness in a rotary evaporator. 100 mL of ethyl acetate was added to the crude product. This organic phase was washed with water (2 X 50 mL), saturated brine, removed, dried over magnesium sulfate, filtered and evaporated to dryness in a rotary evaporator. The crude product when subjected to HPLC gave 0.30 g of pale-yellow solid.

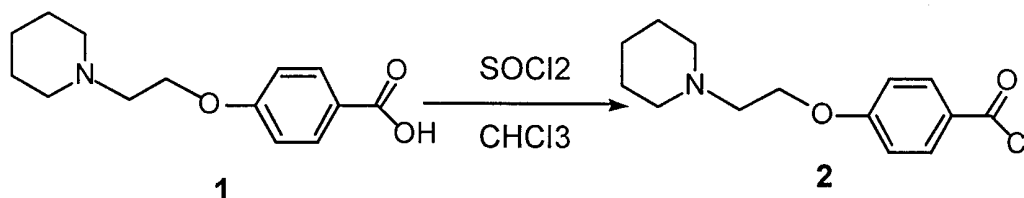
Mp = 127 - 130°C; <sup>1</sup>H NMR (DMSO) 9.47 (s, 1 H), 9.17 (s, 1 H), 7.48 (d, 2 H, J = 8.6 Hz), 7.21 (d, 1 H, J = 8.8 Hz), 7.03 (d, 2 H, J = 8.4 Hz), 6.90 - 6.85 (m, 3 H), 6.69 - 6.62 (m, 3 H), 4.07 (q, 2 H, J = 5.8 Hz), 2.62 (t, 2 H, J = 5.8 Hz), 2.40 - 2.39 (m, 4

H), 2.15 (s, 3 H), 1.52 - 1.47 (m, 6 H); IR 3440, 2900, 1610  $\text{cm}^{-1}$ ; MS eI m/z 471 (M<sup>+</sup>); CHN calcd for  $\text{C}_{29}\text{H}_{30}\text{N}_2\text{O}_4 \cdot 0.5 \text{H}_2\text{O}$ .

5

**Example No. 3****4-(2-Piperidin-1-yl-ethoxy)-benzoyl chloride Hydrochloride**

The title compound was prepared as described by Jones, Charles D., Journal of  
10 Medicinal Chemistry, 1984, Vol. 27, No. 8, pp. 1057-1066.



To a solution of the acid HCl salt 1 (1.0 g, 3.7 mmol) in 50 ml chloroform at  
room temperature, a solution of thionyl chloride (0.3 ml, 4.4 mmol) in 10 ml  
15 chloroform is added. The resulting solution is brought to 60 °C for 6 hours. The  
reaction mixture is then allowed to cool to room temperature and diluted with hexane.  
The reaction mixture is then cooled to 0 °C and the resulting acid chloride HCl salt, 2,  
is isolated by filtration, dried and used without purification in the acylation step.

20

**Estrogen Receptor Binding/Competition Assay**

Objective: To identify compounds that compete with 17 $\beta$ -estradiol for estrogen  
receptor (ER) binding. The widely accepted mode for estrogenic action is via  
its high affinity receptor protein. Compounds which demonstrate an ability to bind to  
25 the ER may then regulate physiological processes associated with estrogen action.

Procedure: Receptor Preparation: CHO cells overexpressing the estrogen receptor are grown in 150 mm<sup>2</sup> dishes in DMEM+ 10% dextran coated charcoal, stripped fetal bovine serum. The plates are washed twice with PBS and once with 10 mM Tris-HCl, pH 7.4, 1 mM EDTA. Cells are harvested by scraping the surface and then  
5 the cell suspension is placed on ice. Cells are disrupted with a hand-held motorized tissue grinder using two, 10-second bursts. The crude preparation is centrifuged at 12,000 x g for 20 min. followed by a 60 min spin at 100,000 x g to produce a ribosome-free cytosol. The cytosol is frozen and stored at -80 deg C. Protein concentration of the cytosol is estimated using the BCA assay with BSA as the  
10 reference standard protein.

Binding Assay Conditions:

The competition assay is performed in a 96-well plate (polystyrene\*) which  
15 binds <2.0% of the total input [3H]-17  $\beta$ -estradiol. Each data point is gathered in triplicate. 100  $\mu$ g/100  $\mu$ l of the receptor preparation is aliquoted per well. A saturating dose of 2.5 nM [3H]17  $\beta$ -estradiol + competitor (or buffer) in a 50  $\mu$ l volume is added in the preliminary competition when 100x and 500x competitor concentrations are evaluated. For an IC<sub>50</sub> determination, where 12 concentrations of  
20 competitor are evaluated, only 0.8 nM [3H]17  $\beta$ -estradiol is used. The plate is incubated at room temperature for 2.5 h. At the end of this incubation period 150  $\mu$ l of ice-cold dextran coated charcoal (5% activated charcoal coated with 0.05% 69K dextran) is added/well and the plate is immediately centrifuged at 900 x g for 5  
25 minutes at 4 deg C. 200  $\mu$ l of the supernatant solution is removed for scintillation counting. Samples are counted to 2% or 10 min, whichever occurs first.

Because polystyrene absorbs a small amount of [3H]17  $\beta$ -estradiol, wells containing radioactivity and cytosol, but not processed with charcoal are included to quantitate amount of available isotope. Also, wells containing radioactivity but no  
30 cytosol are processed with charcoal to estimate unremovable DPM of [3H]17  $\beta$ -



estradiol. Corning #25880-96 96-well plates were used because they demonstrated the least binding of estradiol of those tested.

Analysis of Results:

5

Counts per minute (CPM) of radioactivity are automatically converted to disintegrations per minute (DPM) by the Beckman LS7500 Scintillation Counter using a set of quenched standards to generate a H# for each sample. To calculate the % of estradiol binding in the presence of 100 or 500 fold competitor the following  
10 formula is applied:

$$\left( \frac{\text{DPM sample} - \text{DPM not removed by charcoal}}{\text{DPM estradiol} - \text{DPM not removed by charcoal}} \right) \times 100\% = \% \text{ of estradiol binding}$$

15

For the generation of IC<sub>50</sub> curves, % binding is plotted vs [compound]. IC<sub>50</sub>'s are generated for compounds that show >10% competition at up to a 500x competitor concentration.

Reference Compounds:

20

Various reference compounds have been evaluated and their IC<sub>50</sub> concentration determined. The concentration of these compounds required to displace 50% of [3H]17β-estradiol is:

25

estradiol: 0.08 μM

tamoxifen: 4.50 μM

raloxifene 0.04 μM

17α-dihydroequilin 0.15 μM

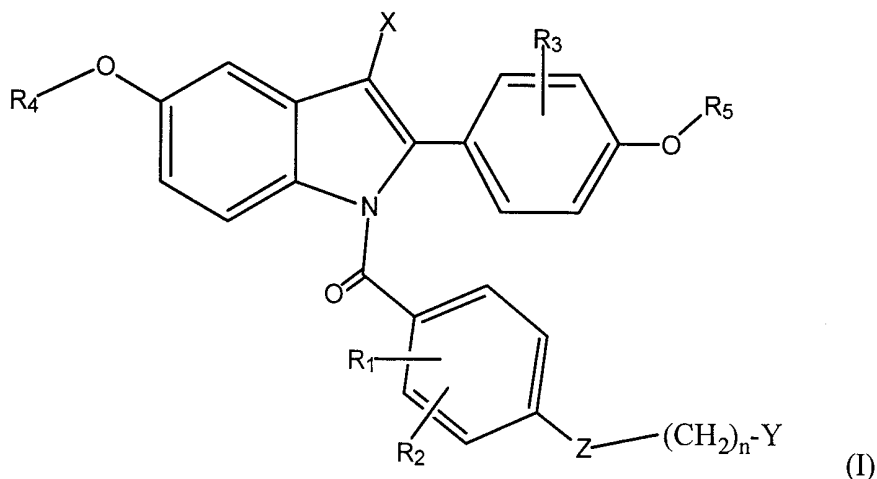
30 Assay Results

To demonstrate the utility of the compounds of this invention, the compound of Example No. 2 was tested against the standards tamoxifen, also named (Z)-2-[4-(1,2-Diphenyl-1-butenyl)-phenoxy]-N,N-dimethylethanamine, and raloxifene, also named [6-Hydroxy-2-(4-hydroxy-phenyl)-benzo[b]thiophene-3-yl]-[4-(2-piperidin-1-yl-ethoxy)-phenyl]-methanone. It is understood that 17 $\beta$ -estradiol as a standard has 100% binding in the Receptor Binding Assay.

Compound	Receptor Binding Assay -IC <sub>50</sub>		Transfection Assay	
			Concentration	% Control
Example No. 2	2.0 x 10 <sup>-7</sup> M		1 x 10 <sup>-6</sup> M	0
			1 x 10 <sup>-6</sup> M +	
			1 nM estradiol	13
tamoxifen	4.5 x 10 <sup>-6</sup> M		1 x 10 <sup>-6</sup> M	0
			1 x 10 <sup>-6</sup> M +	
			1 nM estradiol	10
raloxifene	4 x 10 <sup>-8</sup> M		1 x 10 <sup>-6</sup> M	0
			1 x 10 <sup>-6</sup> M +	
			1 nM estradiol	0

**CLAIMS:**

1. A compound of the formula:



5

wherein:

10  $R_1$ ,  $R_2$  and  $R_3$  are independently selected from hydrogen, halogen,  $C_1$ - $C_6$  alkoxy,  $-CF_3$ ,  $-NO_2$ , cyano,  $C_1$ - $C_6$  alkyl (straight chain or branched), trifluoromethyl,  $-OH$  or the  $C_1$ - $C_{12}$  esters (straight chain or branched) or  $C_1$ - $C_{12}$  alkyl ethers (straight chain or branched or cyclic) thereof, or  $C_1$ - $C_6$  halogenated ethers;

$R_4$  and  $R_5$  are independently selected from H or benzyl, the benzyl group being optionally substituted by  $C_1$ - $C_6$  alkyl,  $C_1$ - $C_6$  alkoxy,  $-CF_3$  or halogen;

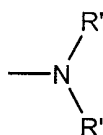
15 X is H,  $C_1$ - $C_6$  alkyl, or  $CF_3$ ;

Z is O or S;

n is 2 or 3;

Y is selected from:

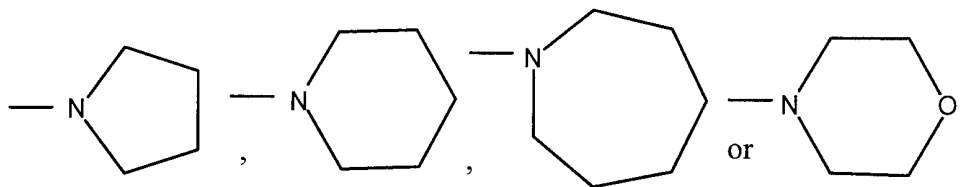
a) a moiety of the formula:



20

wherein  $R'$  is  $C_1$ - $C_6$  lower alkyl the same or different; or

b) a moiety selected from the group of:



or a pharmaceutically acceptable salt thereof.

5

2. A compound of Claim 1 wherein:

$R_1$  and  $R_2$  are independently selected from hydrogen,  $C_1$ - $C_6$  alkyl,  $C_1$ - $C_6$  alkoxy,  $-CF_3$ , and  $-NO_2$ .

or a pharmaceutically acceptable salt thereof.

10

3. A compound as claimed in Claim 1 or Claim 2 wherein Z is oxygen,

4. A compound as claimed in any one of Claims 1 to 3 wherein  $R_3$  and  $R_4$  are H.

15

5. A compound as claimed in any one of Claims 1 to 4 where  $R_1$  and  $R_2$  are H.

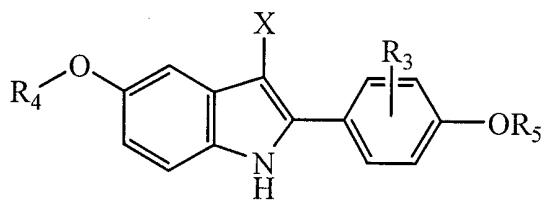
6. A compound as claimed in any one of Claims 1 to 5 wherein n is 2.

20 7. A compound as claimed in any one of Claims 1 to 6 in which Y is a piperidine ring, or a pharmaceutically acceptable salt thereof.

8. A compound as claimed in claim 1 which is [5-benzyloxy-2-(4-benzyloxyphenyl)-3-methylindol-1-yl]-[4-(2-piperidin-1-yl-ethoxy)phenyl]-

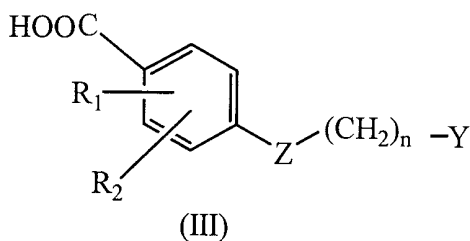
25 methanone.

9. A compound as claimed in claim 1 which is [5-hydroxy-2-(4-hydroxy-phenyl)-3-methylindol-1-yl]-[4-(2-piperidin-1-yl-ethoxy)phenyl]-methanone, or a pharmaceutically acceptable salt thereof.
- 5 10. A method of treating or preventing bone loss in a mammal, the method comprising administering to a mammal in need thereof an effective amount of a compound of Claim 1, or a pharmaceutically acceptable salt thereof.
- 10 11. A method of treating or preventing disease states or syndromes which are caused or associated with an estrogen deficiency in a mammal, the method comprising administering to a mammal in need thereof an effective amount of a compound of Claim 1, or a pharmaceutically acceptable salt thereof.
- 15 12. A method of treating or preventing cardiovascular disease in a mammal, the method comprising administering to a mammal in need thereof an effective amount of a compound of Claim 1, or a pharmaceutically acceptable salt thereof.
13. A process for preparing a compound of formula I or a pharmaceutically acceptable salt thereof as claimed in Claim 1 which comprises one of the following:
- 20 a) acylating a compound of formula:



II

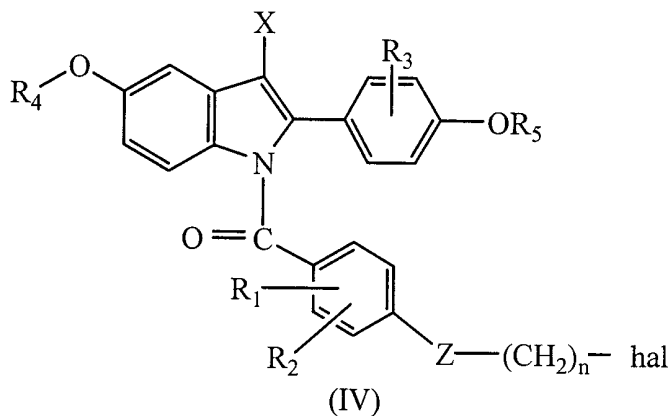
wherein R<sub>3</sub>, R<sub>4</sub>, R<sub>5</sub> and X are as defined above, with a compound of formula:



or a reactive derivative thereof, e.g. acid halide, wherein n, R<sub>1</sub>, R<sub>2</sub>, Z and Y are as defined in claim 1 to give a compound of formula I;

or

- 5 b) reacting a compound of formula



- 10 wherein X, Z, R<sub>1</sub>, R<sub>2</sub>, R<sub>3</sub>, R<sub>4</sub> and R<sub>5</sub> are as defined in claim 1, and hal represents a halogen, e.g. chlorine or bromine with an amine of formula



(V)

wherein Y is as defined in claim 1, to give a compound of formula I,

or

- 15 c) debenzylating a compound of formula I as defined in claim 1 wherein R<sub>4</sub> and/or R<sub>5</sub> is optionally substituted to give a compound of formula I wherein R<sub>4</sub> and/or R<sub>5</sub> is hydrogen,

or

- e) esterifying a compound of formula I as defined in claim 1 wherein at least one of R<sub>1</sub>, R<sub>2</sub>, or R<sub>3</sub> is hydroxy to an ester derivative thereof.
- 5 14. A pharmaceutical composition comprising a compound as claimed in any one of claims 1 to 9 or a pharmaceutically acceptable salt thereof and a pharmaceutically acceptable carrier.

# INTERNATIONAL SEARCH REPORT

International Application No

PCT/US 00/04386

**A. CLASSIFICATION OF SUBJECT MATTER**

IPC 7 C07D209/12 A61K31/40 A61P19/10

According to International Patent Classification (IPC) or to both national classification and IPC

**B. FIELDS SEARCHED**

Minimum documentation searched (classification system followed by classification symbols)

IPC 7 C07D A61K A61P

Documentation searched other than minimum documentation to the extent that such documents are included in the fields searched

Electronic data base consulted during the international search (name of data base and, where practical, search terms used)

CHEM ABS Data

**C. DOCUMENTS CONSIDERED TO BE RELEVANT**

Category °	Citation of document, with indication, where appropriate, of the relevant passages	Relevant to claim No.
Y	EP 0 639 567 A (OTSUKA PHARMACEUTICAL FACTORY, INC.) 22 February 1995 (1995-02-22) cited in the application claims; tables 15,16	1, 14
Y	EP 0 802 183 A (AMERICAN HOME PRODUCTS CORPORATION) 22 October 1997 (1997-10-22) claims	1, 14

Further documents are listed in the continuation of box C.

Patent family members are listed in annex.

° Special categories of cited documents :

"A" document defining the general state of the art which is not considered to be of particular relevance

"E" earlier document but published on or after the international filing date

"L" document which may throw doubts on priority claim(s) or which is cited to establish the publication date of another citation or other special reason (as specified)

"O" document referring to an oral disclosure, use, exhibition or other means

"P" document published prior to the international filing date but later than the priority date claimed

"T" later document published after the international filing date or priority date and not in conflict with the application but cited to understand the principle or theory underlying the invention

"X" document of particular relevance; the claimed invention cannot be considered novel or cannot be considered to involve an inventive step when the document is taken alone

"Y" document of particular relevance; the claimed invention cannot be considered to involve an inventive step when the document is combined with one or more other such documents, such combination being obvious to a person skilled in the art.

"&" document member of the same patent family

Date of the actual completion of the international search

10 August 2000

Date of mailing of the international search report

18/08/2000

Name and mailing address of the ISA

European Patent Office, P.B. 5818 Patentlaan 2  
NL - 2280 HV Rijswijk  
Tel. (+31-70) 340-2040, Tx. 31 651 epo nl,  
Fax: (+31-70) 340-3016

Authorized officer

Van Bijlen, H



# INTERNATIONAL SEARCH REPORT

Information on patent family members

International Application No

PCT/US 00/04386

Patent document cited in search report	A	Publication date	Patent family member(s)	Publication date
EP 639567	A	22-02-1995	AU 665690	B 11-01-1996
			US 5496844	A 05-03-1996
			AU 4271193	A 13-12-1993
			CA 2135160	A 25-11-1993
			WO 9323374	A 25-11-1993
EP 802183	A	22-10-1997	US 5998402	A 07-12-1999
			AU 710149	B 16-09-1999
			AU 1892097	A 23-10-1997
			BR 9701895	A 10-11-1998
			CA 2203079	A 19-10-1997
			CN 1170719	A 21-01-1998
			CZ 9701175	A 12-11-1997
			HU 9700777	A 28-06-1999
			JP 10036346	A 10-02-1998
			NO 971815	A 20-10-1997
			NZ 314601	A 29-09-1999
			SK 47297	A 05-11-1997
			ZA 9703302	A 19-10-1998
			CA 2203078	A 04-10-1998