



US00D543793S

(12) **United States Design Patent**
Lion et al.

(10) **Patent No.:** **US D543,793 S**

(45) **Date of Patent:** **** Jun. 5, 2007**

(54) **UTENSIL REST**

(75) Inventors: **Mathieu Lion**, Paris (FR); **Lucas Bignon**, Cachan (FR)

(73) Assignee: **Mastrad SA**, Paris (FR)

(**) Term: **14 Years**

(21) Appl. No.: **29/248,507**

(22) Filed: **Aug. 18, 2006**

(51) **LOC (8) Cl.** **07-06**

(52) **U.S. Cl.** **D7/637; D7/601**

(58) **Field of Classification Search** D7/637-641,
D7/601; 211/60.1, 70.6, 70.7, 74, 13.1; 248/37.3,
248/37.6, 311.2, 126, 309.1

See application file for complete search history.

(56) **References Cited**

U.S. PATENT DOCUMENTS

- 2,286,012 A * 6/1942 Rochow 248/37.6
- 2,662,717 A * 12/1953 Johnson 211/41.11
- D408,229 S * 4/1999 Hong D7/638

- D465,974 S * 11/2002 Dorion et al. D7/637
- 6,505,746 B1 * 1/2003 Johnson 211/70.7
- D475,898 S * 6/2003 Kaposi D7/638

* cited by examiner

Primary Examiner—Terry A. Wallace

(74) *Attorney, Agent, or Firm*—Mark Montague; Cowan, Liebowitz & Latman, P.C

(57) **CLAIM**

The ornamental design for a utensil rest, as shown and described.

DESCRIPTION

FIG. 1 is a perspective view of the utensil rest of the present invention;

FIG. 2 is a front elevational view thereof;

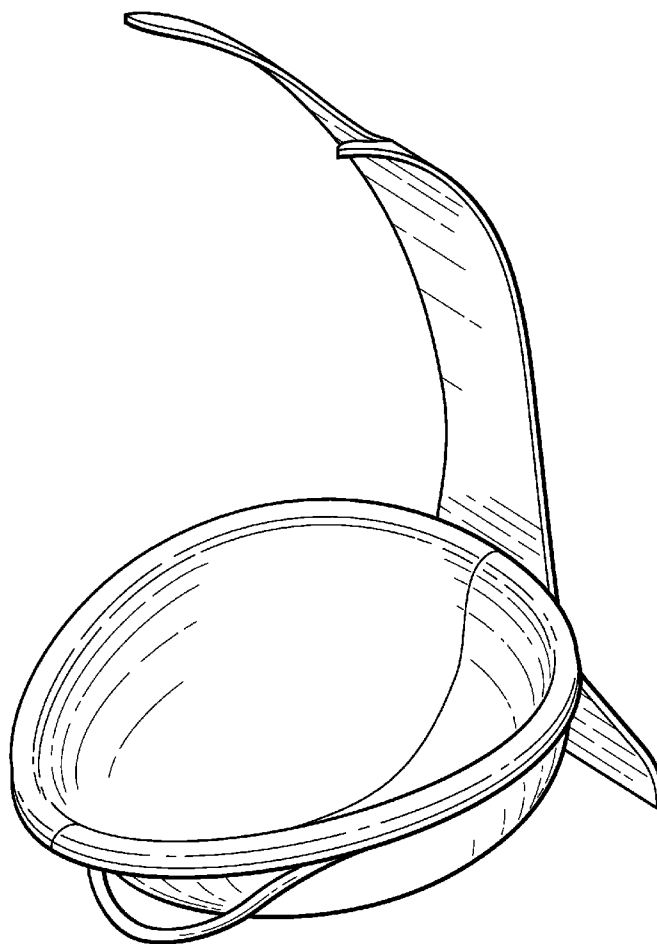
FIG. 3 is a rear elevational view thereof;

FIG. 4 is a side elevational view thereof;

FIG. 5 is a top plan view thereof; and,

FIG. 6 is a bottom plan view thereof.

1 Claim, 3 Drawing Sheets



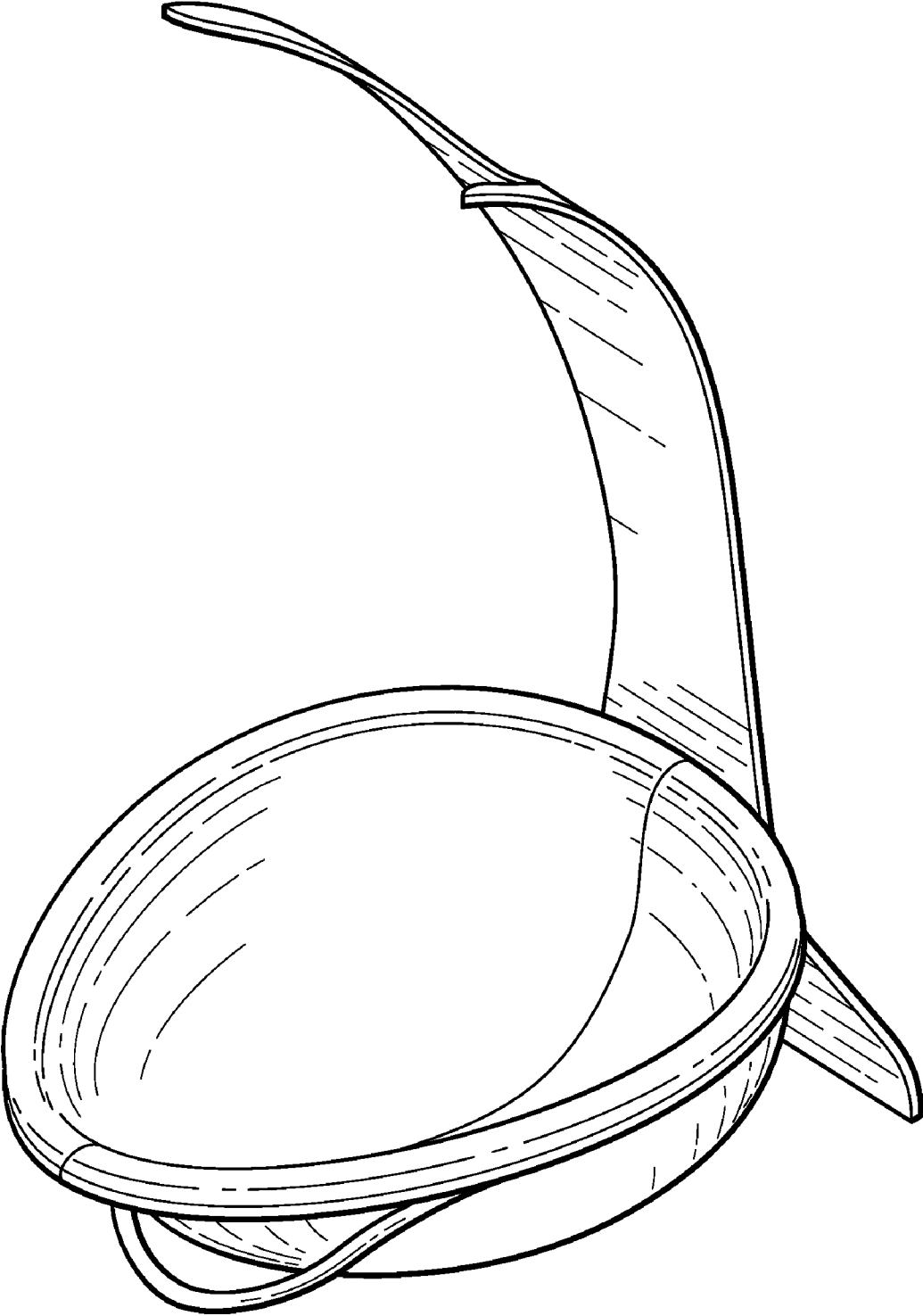


FIG. 1

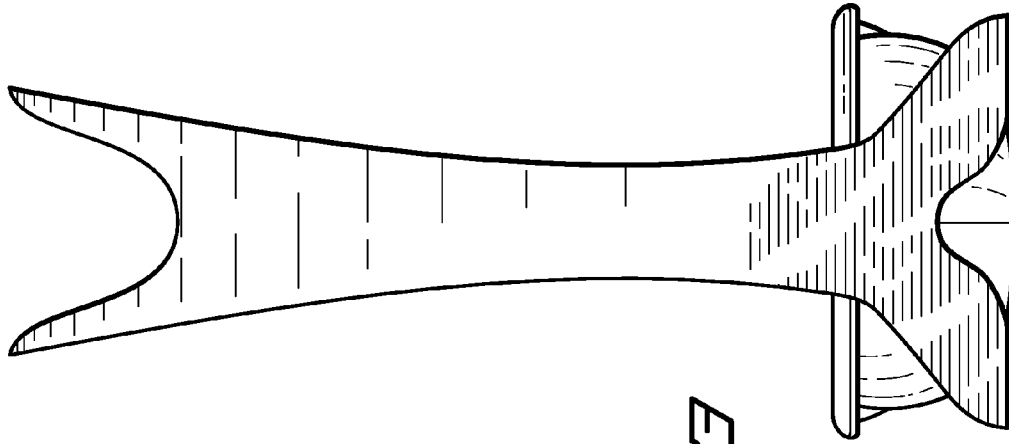


FIG. 3

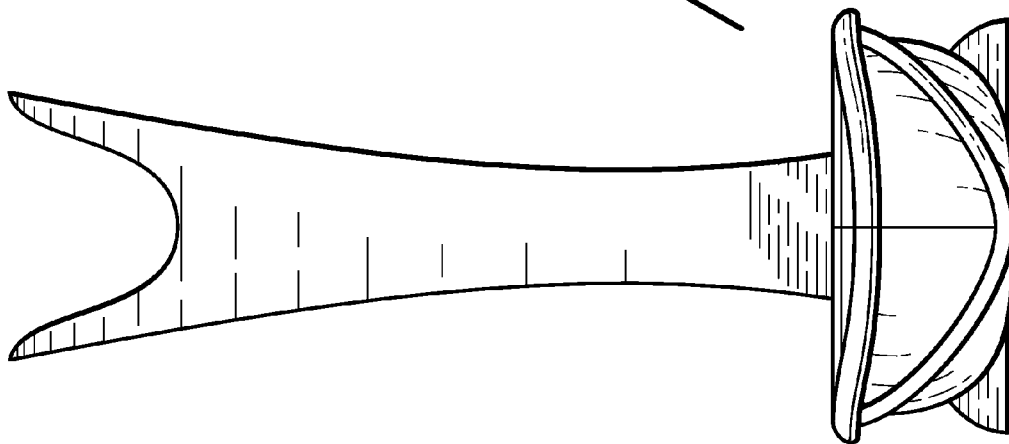


FIG. 2

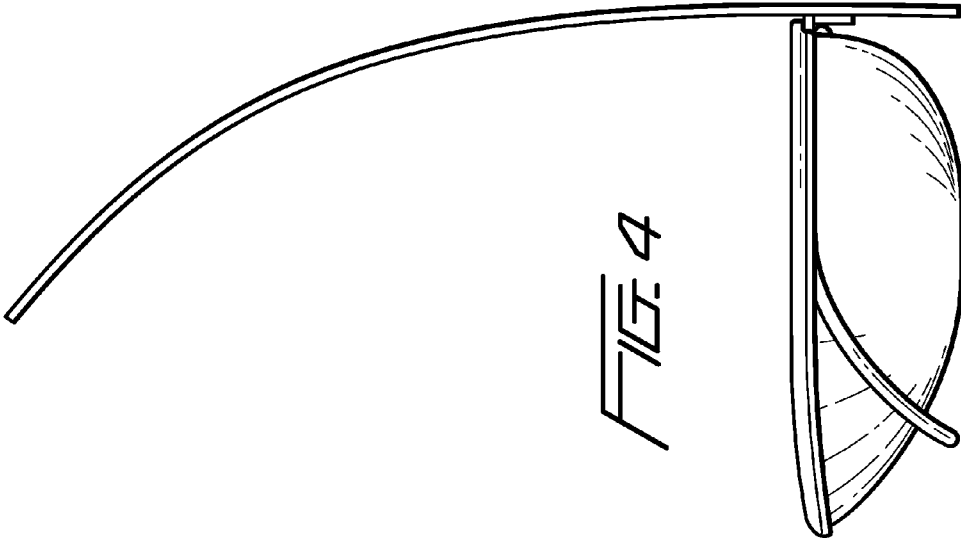


FIG. 4

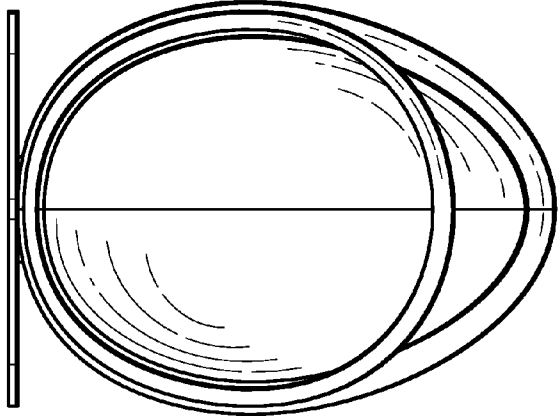


FIG. 6

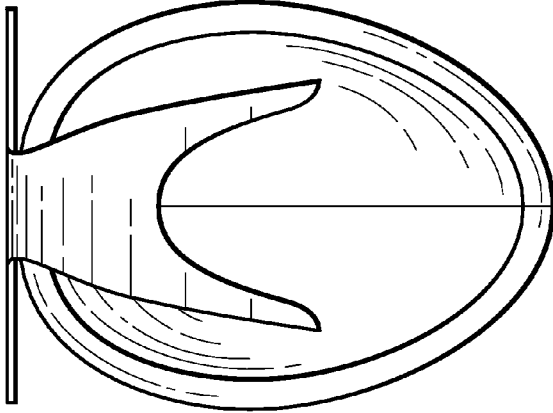


FIG. 5