

(12) INTERNATIONAL APPLICATION PUBLISHED UNDER THE PATENT COOPERATION TREATY (PCT)

(19) World Intellectual Property Organization
International Bureau



(43) International Publication Date
4 August 2011 (04.08.2011)

(10) International Publication Number
WO 2011/092264 A1

PCT

(51) International Patent Classification:
C08L 23/04 (2006.01)

gruberstrasse 3 / Top 21, A-4020 Linz (AT). **FILIFE, Susana** [PT/AT]; Hafner Strasse 33, A-4020 Linz (AT).

(21) International Application Number:
PCT/EP2011/051173

(74) Agent: **CAMPBELL, Neil**; Dehns, St Bride's House, 10 Salisbury Square, London EC4Y 8JD (GB).

(22) International Filing Date:
27 January 2011 (27.01.2011)

(81) Designated States (unless otherwise indicated, for every kind of national protection available): AE, AG, AL, AM, AO, AT, AU, AZ, BA, BB, BG, BH, BR, BW, BY, BZ, CA, CH, CL, CN, CO, CR, CU, CZ, DE, DK, DM, DO, DZ, EC, EE, EG, ES, FI, GB, GD, GE, GH, GM, GT, HN, HR, HU, ID, IL, IN, IS, JP, KE, KG, KM, KN, KP, KR, KZ, LA, LC, LK, LR, LS, LT, LU, LY, MA, MD, ME, MG, MK, MN, MW, MX, MY, MZ, NA, NG, NI, NO, NZ, OM, PE, PG, PH, PL, PT, RO, RS, RU, SC, SD, SE, SG, SK, SL, SM, ST, SV, SY, TH, TJ, TM, TN, TR, TT, TZ, UA, UG, US, UZ, VC, VN, ZA, ZM, ZW.

(25) Filing Language: English

(26) Publication Language: English

(30) Priority Data:
10250150.9 29 January 2010 (29.01.2010) EP

(71) Applicant (for all designated States except US): **BOREALIS AG** [AT/AT]; IZD Tower, Wagramerstrasse 17-19, A-1220 Vienna (AT).

(72) Inventors; and

(84) Designated States (unless otherwise indicated, for every kind of regional protection available): ARIPO (BW, GH, GM, KE, LR, LS, MW, MZ, NA, SD, SL, SZ, TZ, UG, ZM, ZW), Eurasian (AM, AZ, BY, KG, KZ, MD, RU, TJ, TM), European (AL, AT, BE, BG, CH, CY, CZ, DE, DK, EE, ES, FI, FR, GB, GR, HR, HU, IE, IS, IT, LT, LU, LV, MC, MK, MT, NL, NO, PL, PT, RO, RS, SE, SI, SK, SM, TR), OAPI (BF, BJ, CF, CG, CI, CM, GA, GN, GQ, GW, ML, MR, NE, SN, TD, TG).

(75) Inventors/Applicants (for US only): **BURYAK, Andrey** [RU/AT]; Goethestrasse 22, A-4020 Linz (AT). **DIX, Albrecht** [DE/AT]; Rosenauerstrasse 13, A-4040 Linz (AT). **PALMLÖF, Magnus** [SE/SE]; Märdgatan 23, S-426 71 Västra Frölunda (SE). **PAKKANEN, Anneli** [FI/FI]; Uusi Porvoontie 844-17, FI-01120 Västterskog (FI). **PIEL, Christian** [DE/AT]; Herzog-Wilhelm Weg 11, A-4040 Linz (AT). **FIOLA, Ayodele Olutayo** [NG/AT]; Museumstrasse 34, A-4020 Linz (AT). **DRENG, Tore** [NO/NO]; Kongsbakkåsen 30, N-3261 Larvik (NO). **MAARANEN, Janne** [FI/FI]; Tammitie 4A, FI-04310 Tuusula (FI). **KRAJETE, Alexander** [AT/AT]; Anzen-

Published:

— with international search report (Art. 21(3))

(54) Title: MOULDING COMPOSITION

(57) Abstract: A polyethylene moulding composition having a multimodal molecular weight distribution, having a density according to ISO 1183 at 23°C in the range of 920 to 960 kg/m³ and an MFR_{190/2} according to ISO 1133 in the range of 0.05 to 10 g/10 min, said polyethylene moulding composition comprising at least three ethylene polymer fractions having distinct molecular weights : A) 15 to 50 wt% of a low molecular weight ethylene homopolymer or copolymer fraction with a weight average molecular weight Mw in the range of 15 to 40 kg/mol; B) 15 to 50 wt% of a medium molecular weight ethylene homopolymer or copolymer fraction with a weight average molecular weight Mw in the range of 70 to 200 kg/mol; and C) 15 to 50 wt% of a high molecular weight ethylene homopolymer or copolymer fraction with a weight average molecular weight Mw in the range of 220 to 400 kg/mol, provided that one of A, B and C is an ethylene homopolymer and at least one other component is an ethylene copolymer with at least one C₃-C₁₀ comonomer; and wherein the composition has - a Shore D hardness measured according to ASTM D2240-05 (15 sec) of at least 56.0.



WO 2011/092264 A1

Moulding Composition

The present invention relates to a polyethylene composition having excellent mechanical properties, hardness and abrasion resistance and also having improved
5 impact resistance and slow crack growth. Furthermore, the present invention relates to a process for the production of such a composition as well as to the use of such a composition for the production of pipes, for moulding applications, and wire and cable applications.

Excellent slow crack growth performance of a polymer resin is important in
10 many applications, including pipes and blow moulded articles. Good impact strength is also required for the finished article to withstand an impact without breaking. In addition, excellent mechanical properties combined with good abrasion resistance and high hardness are essential properties for wire and cable applications.

The polyethylene composition of the present invention has a trimodal
15 molecular weight distribution, i.e. it is a composition comprising three ethylene polymer fractions having distinct molecular weights.

Injection moulding may be used to make a wide variety of articles including articles having relatively complex shapes and a range of sizes. Injection moulding is, for instance, suited for the manufacture of caps and closures, and articles used in
20 transportation packaging which often have a particular form suited to the objects which they carry.

Examples of such articles include boxes, bins, pallets, pails, trays and crates. Furthermore, injection moulding is widely used to produce articles for houseware applications, such as sink bowls and drainers, mixing bowls, food containers and
25 buckets, as well as to produce thin wall packaging articles such as open top plastic containers for frozen or fresh food or non-food applications like paint, adhesives, cosmetics and pharmaceuticals.

As raw materials become more expensive and consumers and manufacturers more demanding, polymer retailers are looking to provide lower costs, high
30 performance articles to their customers.

Important properties of the polymer to be injection moulded are its mechanical properties which, in turn, determine the properties of the final moulded

article. In particular, the polymer must have good impact resistance, and, simultaneously, a good balance between environmental stress crack resistance ESCR (which e.g. is measured in terms of the bell test or FNCT) and stiffness (which e.g. is measured in terms of the E-modulus). Of course, the polyethylene composition at the same time must have good processability, such as good flowability.

To down gauge and produce lighter articles there is an increasing need for stiffer polymeric materials.

Higher stiffness allows articles to be manufactured with thinner walls and hence allows less raw materials to be used per article than for less stiff articles. Thinner walls mean lighter articles and hence lower transport costs. Lighter articles also mean a reduction in cycle time which is also of great importance. Lighter articles will cool more rapidly allowing the moulding process to be run more frequently and more articles can be produced in a given period of time.

Unfortunately it is known in the state of the art that other important properties, such as impact resistance and ESCR, decrease as stiffness of the polymer increases, since these properties are contradictory at least in part because, for example, ESCR improves with decreasing density whereas stiffness improves with increasing density.

In general, stiffness and ESCR can be improved by the art skilled person in known ways, e.g. by increasing the molecular weight of the polymer. Higher molecular weight polymers are known to possess improved mechanical properties over polymers of lower molecular weight. However, increasing the molecular weight of the polyethylene usually decreases the processability and particularly flowability of the same. Polymers with poor flow are not readily extruded or moulded and are thus of limited value.

There is also a relation between stiffness and impact strength. Stiffer materials tend to have poorer impact strength as they show more brittle behaviour. High impact strength materials tend to be soft to be able to absorb impacts. For moulded articles the ability to withstand impact is an important property. However, the manufacture of articles with high stiffness and good impact properties is a problem known in the state of the art.

Thus, to create superior articles from polyethylene moulding compositions, it is important that the used composition has good or even excellent impact resistance and simultaneously a good or even excellent balance of mechanical properties, in particular in ESCR and stiffness as measured in terms of the E-modulus. At the same time the polyethylene moulding compositions should exhibit good processability, such as good flowability.

Although much development work has been done in the field of polyethylene moulding compositions, there remains a need for a polyethylene composition suitable for use in injection, blow and compression moulding, in particular for wire and cable applications, caps and closure, transport packaging and houseware applications, which provides a combination of, on the one hand, excellent mechanical properties including excellent impact strength, stress crack resistance and stiffness as well as a good balance between these mechanical properties, and improved hardness and abrasion resistance.

Surprisingly, these goals can be achieved by a polyethylene moulding composition comprising at least one homopolymer fraction and at least one copolymer fraction in an at least three component system wherein the three fractions comprise one low molecular weight fraction, one medium molecular weight fraction and one high molecular weight fraction.

Summary of Invention

The present invention thus provides a polyethylene moulding composition having a multimodal molecular weight distribution, having a density according to ISO 1183 at 23°C in the range of 920 to 960 kg/m³ and an MFR_{190/2} according to ISO 1133 in the range of 0.05 to 10 g/10 min, said polyethylene moulding composition comprising at least three ethylene polymer fractions having distinct molecular weights :

- A) 15 to 50 wt% of a low molecular weight ethylene homopolymer or copolymer fraction with a weight average molecular weight M_w in the range of 15 to 40 kg/mol;

B) 15 to 50 wt% of a medium molecular weight ethylene homopolymer or copolymer fraction with a weight average molecular weight M_w in the range of 70 to 200 kg/mol; and

5 C) 15 to 50 wt% of a high molecular weight ethylene homopolymer or copolymer fraction with a weight average molecular weight M_w in the range of 220 to 400 kg/mol,

provided that one of A, B and C is an ethylene homopolymer and at least one other component is an ethylene copolymer with at least one C_3 - C_{10} comonomer; and wherein the composition has

10 - a Shore D hardness measured according to ASTM D2240-05 (15 sec) of at least 56.0.

Viewed from another aspect the invention provides a moulded article comprising a composition as hereinbefore defined.

15 Viewed from another aspect the invention provides use of the composition as hereinbefore defined in the manufacture of a molded article, in particular a compression moulded or injection moulded article.

It should be noted that the at least trimodal polymer composition of the present invention is characterized, not by any single one of the above defined features, but by the combination of all the features defined above. By this unique
20 combination of features it is possible to obtain a polyethylene moulding composition of superior performance, particularly with regard to hardness but also in terms of stiffness/ESCR balance and impact properties.

Viewed from another aspect the invention provides a process for the preparation of a composition as hereinbefore defined comprising blending

25 A) 15 to 50 wt% of a low molecular weight ethylene homopolymer or copolymer fraction with a weight average molecular weight M_w in the range of 15 to 40 kg/mol;

B) 15 to 50 wt% of a medium molecular weight ethylene homopolymer or copolymer fraction with a weight average molecular weight M_w in the range
30 of 70 to 200 kg/mol; and

C) 15 to 50 wt% of a high molecular weight ethylene homopolymer or copolymer fraction with a weight average molecular weight M_w in the range of 220 to 400 kg/mol,
provided that one of A, B and C is an ethylene homopolymer and at least one
5 other component is an ethylene copolymer with at least one C_3 - C_{10} comonomer;
and wherein the composition has
a multimodal molecular weight distribution,
a density according to ISO 1183 at 23°C in the range of 920 to 960 kg/m³;
an MFR_{190/2} according to ISO 1133 in the range of 0.05 to 10 g/10 min, and
10 a Shore D hardness measured according to ASTM D2240-05 (15 sec) of at least 56.0.

Viewed from another aspect the invention provides a polyethylene moulding composition having a multimodal molecular weight distribution, having a density according to ISO 1183 at 23°C in the range of 920 to 960 kg/m³ and an MFR_{190/2}
15 according to ISO 1133 in the range of 0.05 to 10 g/10 min, said polyethylene moulding composition comprising at least three ethylene polymer fractions having distinct molecular weights :

- A) 15 to 50 wt% of a lower molecular weight ethylene homopolymer or copolymer fraction with an MFR_{190/2} according to ISO 1133 of at least 50
20 g/10min;
B) 15 to 50 wt% of a medium molecular weight ethylene homopolymer or copolymer fraction with an MFR_{190/2} of less than 10 g/10 min; and
C) 15 to 50 wt% of a higher molecular weight ethylene homopolymer or copolymer fraction with an MFR_{190/21} less than that of fraction B and in the
25 range of 0.05 to 5 g/10min.,
provided that one of A, B and C is an ethylene homopolymer and at least one other component is an ethylene copolymer with at least one C_3 - C_{10} comonomer;
and wherein the composition has
- a Shore D hardness measured according to ASTM D2240-05 (15 sec) of at
30 least 56.0.

Detailed Description of Invention

Wherever the term "molecular weight" is used herein, the weight average molecular weight is meant.

5 Usually, a polyethylene composition comprising at least two polyethylene fractions, which have been produced under different polymerization conditions resulting in different (weight average) molecular weights and molecular weight distributions for the fractions, is referred to as "multimodal". Accordingly, in this sense the compositions of the invention are multimodal polyethylenes. The prefix
10 "multi" relates to the number of different polymer fractions the composition is consisting of. Thus, in this case the compositions consisting of three fractions are called "trimodal".

The polyethylene moulding composition of the invention is preferably a trimodal polymer and comprises a low molecular weight ethylene homopolymer
15 (LMW_h) or copolymer (LMW_c) fraction A, a medium molecular weight ethylene homopolymer (MMW_h) or copolymer (MMW_c) fraction B and a high molecular weight ethylene homopolymer (HMW_h) or copolymer (HMW_c) fraction C as defined in detail below, where one of A, B and C is a homopolymer with the other two components being copolymers.

20 The polyethylene moulding composition of the invention has been found to allow the formation of articles having an ideal balance of properties. They have excellent mechanical properties and are readily processed. In particular, articles exhibit an excellent stiffness/ESCR balance and excellent impact strength. In particular, the composition exhibits ideal hardness.

25 As noted above, the composition has a density according to ISO 1183 at 23°C in the range of 920 to 960 kg/m³, more preferably 925 to 940 kg/m³.

The MFR_{190/2} according to ISO 1133 of the composition is in the range of 0.05 to 10 g/10 min. Preferably the polyethylene composition has an MFR_{190/2} of 0.1 to 5 g/10min, more preferably 0.3 to 2 g/10 min.

30 The tensile modulus (E-modulus) measured on compression moulded samples of the multimodal polyethylene moulding composition is preferably at least

300 MPa, preferably at least 400 MPa, more preferably at least 500 MPa and most preferably at least 550 MPa or more.

The composition of the invention preferably has a Charpy impact strength CIS (0°C) measured on V-notched samples produced by compression moulding of at least 90 kJ/m², preferably of at least 110 kJ/m². Preferably the composition of the invention has a Charpy impact strength CIS (-20°C) measured on V-notched samples produced by compression moulding of at least 30 kJ/m², preferably of at least 50 kJ/m², more preferably of at least 80 kJ/m².

In addition, the composition of the invention preferably has an environmental stress crack resistance ESCR measured as FNCT full notch creep test according to ISO/DIS 16770.3 at 50°C and 9 MPa of at least 20 h, preferably at least 40 h, especially at least 60 h.

Furthermore, the composition of the invention has a Shore D hardness measured according to ASTM D2240-05 (15 sec) of at least 56.0, preferably at least 56.5 and more preferably at least 57.0. The composition of the invention preferably has a Shore D hardness measured according to ASTM D2240-05 (3 sec) of at least 58.0, preferably at least 59.0 and more preferably at least 57.0.

The composition of the invention may have a Taber abrasion resistance according to ASTM D4060-07 (CS-10 wheel) of less than 8 mg/1000 cycles, preferably less than 7 mg/1000 cycles.

In addition, the composition of the invention preferably has a stress at yield of at least 12 MPa, preferably at least 13 MPa.

In addition, the composition of the invention preferably has a stress at break of at least 20 MPa, preferably at least 25 MPa.

In addition, the composition of the invention preferably has a strain at break of at least 450 %, preferably at least 500 %.

The composition of the invention can, of course, contain any combination of these parameters.

As already stated above, the polyethylene moulding composition of the invention comprises three different ethylene polymer fractions having distinct molecular weights.

Fraction A

- 5 Fraction A is a low molecular weight (LMW) ethylene homopolymer or copolymer fraction (LMW_h or LMW_c respectively). The molecular weight of fraction A is in the range of 15 to 40 kg/mol, preferably 20 to 30 kg/mol.

The $MFR_{190/2}$ according to ISO 1133 of fraction A is preferably at least 50 g/10min, more preferably at least 100 g/10min. The upper limit for the $MFR_{190/2}$ of
10 the LMW fraction is preferably 1000 g/10min.

The density according to ISO 1183 at 23°C of a homopolymer LMW_h -fraction is preferably in the range of 960 to 980 kg/m³, preferably 965 to 975 kg/m³. The density according to ISO 1183 at 23°C of a copolymer LMW_c -fraction is preferably in the range of 915 to 935 kg/m³, preferably 920 to 930 kg/m³.

15

Fraction B

Fraction B is a medium molecular weight (MMW) ethylene homopolymer or copolymer fraction (MMW_h or MMW_c respectively). The MMW-fraction has a
20 molecular weight higher than the LMW-fraction and a lower $MFR_{190/2}$ than the LMW-fraction.

Preferably, the $MFR_{190/2}$ of the MMW fraction is less than 10 g/10 min, preferably of less than 5 g/10 min and more preferably less than 1 g/10 min.

The MMW_h -fraction furthermore preferably has an $MFR_{190/21}$ in the range of 5 to 50
25 g/10min, preferably 10 to 20 g/10min.

Thus, the MMW-fraction has a molecular weight preferably in the range of 100 to 200 kg/mol, more preferably 110 to 180 kg/mol. The density according to ISO 1183 at 23°C of a homopolymer MMW_h -fraction is preferably in the range of 950 to 965 kg/m³, preferably 952 to 957 kg/m³. The density according to ISO 1183
30 at 23°C of a copolymer MMW_c -fraction is preferably in the range of 905 to 925 kg/m³, preferably 910 to 920 kg/m³.

Fraction C

5 Fraction C is a high molecular weight (HMW) ethylene homopolymer or copolymer fraction (HMW_h or HMW_c respectively). The HMW-fraction has a molecular weight higher than the LMW-fraction and the MMW-fraction and a lower MFR_{190/21} than the MMW-fraction.

 Thus, the HMW-fraction has a molecular weight in the range of 220 to 400
10 kg/mol, preferably 250 to 350 kg/mol, more preferably 270 to 295 kg/mol. In one embodiment, the HMW fraction has an MW of less than 300 kg/mol. The density according to ISO 1183 at 23°C of a homopolymer HMW_h-fraction is preferably in the range of 930 to 950 kg/m³, preferably 940 to 950 kg/m³. The density according to ISO 1183 at 23°C of a copolymer HMW_c-fraction is preferably less than 910
15 kg/m³.

 The HMW_c-fraction furthermore preferably has an MFR_{190/21} in the range of 0.05 to 5 g/10min.

 It is preferred if two fractions are copolymers and one fraction is a
20 homopolymer.

 In a preferred embodiment Fraction A (low molecular weight fraction) is an ethylene homopolymer while Fractions B and C are ethylene copolymers. It is also preferred if fraction B is a homopolymer and fractions A and C copolymers. It is also preferred if fraction C is a homopolymer and fractions A and B copolymers.

25 The term ethylene homopolymer as used herein is intended to encompass polymers which consist essentially of repeated units deriving from ethylene. Homopolymers may, for example, comprise at least 99.8 wt%, preferably at least 99.9 wt%, of repeat units deriving from ethylene. In a preferred embodiment only ethylene units are detectable in the homopolymer fraction.

30 The term ethylene copolymer as used herein is intended to encompass polymers comprising repeat units deriving from ethylene and at least one C₃-C₁₀

copolymer. Preferred copolymers are binary and therefore comprise ethylene and a single comonomer.

The comonomers which can be employed include C₃₋₁₀ alpha olefins, preferably selected from but-1-ene, hex-1-ene, 4-methyl-pent-1-ene, hept-1-ene, oct-
5 1-ene, and dec-1-ene, more preferably but-1-ene and hex-1-ene. Preferably hexene or butene, or a mixture of hexene and butene is used. In one embodiment of the invention only one comonomer is used. The comonomer is e.g. hexene or butene, preferably hexene.

Preferably the ethylene copolymers contain 1 to 15 wt%, based on the weight
10 of the high molecular weight ethylene fraction, of comonomer, preferably 2 to 12 wt% and more preferably 5 to 10 wt%.

Any fraction can be present in a weight ratio of 15 to 50 wt%, preferably 20 to 40 wt%. The polyethylene moulding composition of the invention comprises fractions A, B and C preferably in an amount of 18 to 45 wt% for each fraction,
15 especially 20 to 40 wt% for each fraction. Preferably fractions A, B and C are present in equal amounts, i.e. around 33.3 wt% for each fraction.

In one embodiment, the invention provides a blend consisting of fractions A, B and C, i.e. the sum of fraction A, B and C is 100%. A highly preferred composition of the invention therefore comprises such a blend. Moreover, it is
20 preferred if fractions A, B and C make up the only polyolefinic components in the composition, i.e. the composition consists essentially of those components and standard polymer additives.

Where herein features of fractions (A), (B) and (C) of the composition of the present invention are given, these values are generally valid for the cases in which
25 they can be directly measured on the respective fraction, e.g. when the fraction is separately produced or produced in the first stage of a multistage process.

However, the base resin may also be and preferably is produced in a multistage process wherein e.g. fractions (A), (B) and (C) are produced in subsequent stages. In such a case, the properties of the fractions produced in the
30 second and third step (or further steps) of the multistage process can either be inferred from polymers, which are separately produced in a single stage by applying identical polymerisation conditions (e.g. identical temperature, partial pressures of

the reactants/diluents, suspension medium, reaction time) with regard to the stage of the multistage process in which the fraction is produced, and by using a catalyst on which no previously produced polymer is present. Alternatively, the properties of the fractions produced in a higher stage of the multistage process may also be
5 calculated, e.g. in accordance with B. Hagström, Conference on Polymer Processing (The Polymer Processing Society), Extended Abstracts and Final Programme, Gothenburg, August 19 to 21, 1997, 4:13.

Thus, although not directly measurable on the multistage process products, the properties of the fractions produced in higher stages of such a multistage process
10 can be determined by applying either or both of the above methods. The skilled person will be able to select the appropriate method.

The manner in which the polyethylene moulding composition of the invention is produced is not critical to the present invention. The composition can be produced by mechanical blending of the individual fractions, by reactor or in-situ blending, by
15 combinations of these two processes or other means which achieve proper homogenization. For example, the composition can be prepared by mechanical blending of the three fractions in the desired amount, e.g. using a conventional compounding or blending apparatus, like a Banbury mixer, a 2-roll rubber mill, Buss-co-kneader or a twin screw extruder.

20 Fractions A, B and C used for mechanical blending are prepared separately with any conventional ethylene homo- or respectively co-polymerization method, e.g. in gas phase, slurry phase, liquid (bulk) phase using conventional reactors, such as loop reactor, gas phase reactor, semi-batch or batch reactor, in the presence of a polymerization catalyst.

25 Preferably, the fractions are produced in a slurry reaction, preferably in a loop reactor, or in a gas phase reactor.

The composition can also be produced by in-situ blending at least two of the three fractions or all three fractions.

By in-situ blending, production of a multimodal polymer is meant wherein the
30 fractions are produced either simultaneously in one reaction stage (e.g. by using different catalysts) and/or are produced in a multistage process.

A multistage process is defined to be a polymerization process in which a polymer comprising two or more fractions is produced by producing each or at least two polymer fraction(s) in a separate reaction stage, usually with different reaction conditions in each stage, in the presence of the reaction product of the previous stage which comprises a polymerization catalyst. The polymerization reactions used in each stage may involve conventional ethylene homopolymerization or copolymerization reactions, e.g. gas-phase, slurry phase, liquid phase polymerizations, using conventional reactors, e.g. loop reactors, gas phase reactors, stirred tank reactors, batch reactors etc. (see for example WO97/44371 and WO96/18662).

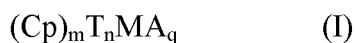
Thus, the multimodal polyethylene moulding composition of the invention can be prepared via a multistage reaction sequence comprising successive polymerization steps carried out under predetermined different reaction conditions in respective reactors arranged in series so as to obtain respective polyethylene fractions having different molecular weights. A process of this type can be performed in a suspension medium: in this case, monomers and a molar mass regulator, preferably hydrogen, are firstly polymerized in a first reactor under first reaction conditions in the presence of a suspension medium and a suitable catalyst, then transferred to a second reactor and further polymerized under second reaction conditions, and further transferred to a third reactor and further polymerized under third reaction conditions, with the first reaction conditions differing from the second and third reaction conditions so as to obtain three polyethylene fractions having different molecular weights.

In each production method a polymerization catalyst is used. The polymerization catalysts include coordination catalysts of a transition metal, such as Ziegler-Natta (ZN), metallocenes, non-metallocenes, Cr-catalysts etc. The catalyst may be supported, e.g. with conventional supports including silica, Al-containing supports and magnesium dichloride based supports.

Preferably the catalyst is a metallocene catalyst. The preparation of the metallocene catalyst can be carried out according to or analogously to the methods known from the literature and is within the skills of an art skilled person.

Said metallocenes bear at least one organic ligand, generally 1, 2 or 3, e.g. 1 or 2, which is η -bonded to the metal, e.g. a η^{2-6} -ligand, such as a η^5 -ligand. Preferably, a metallocene is a Group 4 to 6 transition metal, suitably titanocene, zirconocene or hafnocene, which contains at least one η^5 -ligand, which is e.g. an optionally substituted cyclopentadienyl, an optionally substituted indenyl, an optionally substituted tetrahydroindenyl or an optionally substituted fluorenyl.

The metallocene compound may have a formula I:



10

wherein:

each Cp independently is an unsubstituted or substituted and/or fused homo- or heterocyclopentadienyl ligand, e.g. substituted or unsubstituted cyclopentadienyl, substituted or unsubstituted indenyl or substituted or unsubstituted fluorenyl ligand; the optional one or more substituent(s) being selected preferably from halogen, hydrocarbyl (e.g. C_1 - C_{20} -alkyl, C_2 - C_{20} -alkenyl, C_2 - C_{20} -alkynyl, C_3 - C_{12} -cycloalkyl, C_6 - C_{20} -aryl or C_7 - C_{20} -arylalkyl), C_3 - C_{12} -cycloalkyl which contains 1, 2, 3 or 4 heteroatom(s) in the ring moiety, C_6 - C_{20} -heteroaryl, C_1 - C_{20} -haloalkyl, $-\text{SiR}^3$, $-\text{OSiR}^1$, $-\text{SR}^1$, $-\text{PR}^2$ or $-\text{NR}^2$, each R^1 is independently a hydrogen or hydrocarbyl, e.g. C_1 - C_{20} -alkyl, C_2 - C_{20} -alkenyl, C_2 - C_{20} -alkynyl, C_3 - C_{12} -cycloalkyl or C_6 - C_{20} -aryl; or e.g. in case of $-\text{NR}^2$, the two substituents R^1 can form a ring, e.g. five- or six-membered ring, together with the nitrogen atom wherein they are attached to.

T is a bridge of 1-7 atoms, e.g. a bridge of 1-4 C-atoms and 0-4 heteroatoms, wherein the heteroatom(s) can be e.g. Si, Ge and/or O atom(s), whereby each of the bridge atoms may bear independently substituents, such as C_1 - C_{20} -alkyl, tri(C_1 - C_{20} -alkyl)silyl, tri(C_1 - C_{20} -alkyl)siloxy or C_6 - C_{20} -aryl substituents; or a bridge of 1-3, e.g. one or two, hetero atoms, such as silicon, germanium and/or oxygen atom(s), e.g. $-\text{SiR}^1_2$, wherein each R^1 is independently C_1 - C_{20} -alkyl, C_6 - C_{20} -aryl or tri(C_1 - C_{20} -alkyl)silyl-residue, such as a trimethylsilyl-residue.

M is a transition metal of Group 4 to 6, such as Group 4, e.g. Ti, Zr or Hf.

Each A is independently a sigma-ligand, such as H, halogen, C₁-C₂₀-alkyl, C₁-C₂₀-alkoxy, C₂-C₂₀-alkenyl, C₂-C₂₀-alkynyl, C₃-C₁₂-cycloalkyl, C₆-C₂₀-aryl, C₆-C₂₀-aryloxy, C₇-C₂₀-arylalkyl, C₇-C₂₀-arylalkenyl, -CH₂-Y, wherein Y is C₆₋₂₀-aryl, C₆₋₂₀-heteroaryl, C₁₋₂₀-alkoxy, C₆₋₂₀-aryloxy, -NR''₂, -SiR''₃ or OSiR''₃, -SR'', -PR''₃, -SiR''₃, -OSiR''₃ or -NR''₂; each R'' is independently hydrogen or hydrocarbyl, e.g. C₁-C₂₀-alkyl, C₂-C₂₀-alkenyl, C₂-C₂₀-alkynyl, C₃-C₁₂-cycloalkyl or C₆-C₂₀-aryl; or e.g. in case of -NR''₂, the two substituents R'' can form a ring, e.g. five- or six-membered ring, together with the nitrogen atom wherein they are attached to.

10

Each of the above mentioned ring moieties alone or as a part of a moiety as the substituent for Cp, A, R'' or R¹ can further be substituted e.g. with C₁-C₂₀-alkyl which may contain Si and/or O atoms;

n is 0, 1 or 2, e.g. 0 or 1,

15

m is 1, 2 or 3, e.g. 1 or 2,

q is 1, 2 or 3, e.g. 2 or 3, wherein m+q is equal to the valency of M.

More preferably a metallocene compound of formula II

20 (Cp)₂MX₂ (II)

wherein both Cp are an optionally substituted or an optionally fused homo- or heterocyclopentadienyl ligand;

M is Zr or Hf;

25

and both X are -CH₂-Y, wherein Y is C₆₋₂₀-aryl, C₆₋₂₀-heteroaryl, C₁₋₂₀-alkoxy, C₆₋₂₀-aryloxy, -NR''₂, -SiR''₃ or OSiR''₃,

R'' being a C₁₋₂₀ hydrocarbyl or in case of -NR₂, the two substituents R can form a ring together with the nitrogen atom wherein they are attached to.

30

In the formula (II) both Cp are an optionally substituted or an optionally fused homo- or heterocyclopentadienyl ligand, e.g. a substituted or unsubstituted

cyclopentadienyl, a substituted or unsubstituted indenyl or a substituted or unsubstituted fluorenyl ligand.

Said optional substituent(s) present on the Cp group are selected from halogen, hydrocarbyl (e.g. C₁₋₂₀-alkyl, C₂₋₂₀-alkenyl, C₂₋₂₀-alkynyl, C₃₋₁₂-cycloalkyl, C₆₋₆₀-aryl or C₇₋₂₀-arylalkyl), C₃₋₁₂-heterocycloalkyl, C₅₋₂₀-heteroaryl, C₁₋₂₀-haloalkyl, -NR'₂, -SiR'₃ or OSiR'₃, R' being a C₁₋₂₀ hydrocarbyl (e.g. C₁₋₂₀-alkyl, C₂₋₂₀-alkenyl, C₂₋₂₀-alkynyl, C₃₋₁₂-cycloalkyl or C₆₋₂₀-aryl) or in case of -NR'₂, the two substituents R' can form a ring together with the nitrogen atom wherein they are attached to.

Cp preferably denotes cyclopentadienyl, indenyl, tetrahydroindenyl or fluorenyl, optionally substituted as defined above. More preferably Cp denotes cyclopentadienyl or tetrahydroindenyl.

In a preferred embodiment both Cp groups remain unsubstituted or are both substituted with the same number and kind of substituent.

Preferred substituents include C₁₋₂₀-alkyl, C₆₋₂₀-aryl or C₇₋₂₀-arylalkyl.

Especially preferably the Cp groups are unsubstituted or carry both a C₁₋₆-alkyl substituent such as methyl, ethyl, isopropyl or n-butyl.

M is Zr or Hf, especially preferably Hf.

Preferably both Y are selected from C₆₋₂₀-aryl, -NR''₂, -SiR''₃ or OSiR''₃, where R'' is defined as above.

More preferably -CH₂-Y is benzyl or -CH₂-SiR''₃, with R'' being C₁₋₆-alkyl or C₆₋₁₀-aryl.

Particularly preferred are the following compounds:

Bis(n-butylcyclopentadienyl)Hf dibenzyl,
 Bis(methylcyclopentadienyl)Hf dibenzyl,
 Bis(1,2-dimethylcyclopentadienyl)Hf dibenzyl,
 Bis(n-propylcyclopentadienyl)Hf dibenzyl,
 Bis(i-propylcyclopentadienyl)Hf dibenzyl,
 Bis(1,2,4-trimethylcyclopentadienyl)Zr dibenzyl,
 Bis(tetrahydroindenyl)Zr dibenzyl,
 Bis(n-butylcyclopentadienyl)Hf (CH₂SiMe₃)₂,

Bis(n-propylcyclopentadienyl)Hf (CH₂SiMe₃)₂,

Bis(i-propylcyclopentadienyl)Hf (CH₂SiMe₃)₂

Bis(1,2,4-trimethylcyclopentadienyl)Zr(CH₂SiMe₃)₂,

- 5 Most preferred compound is Bis(n-butylcyclopentadienyl)Hf dibenzyl.

The preparation of the metallocenes used according to the invention can be carried out accordingly or analogously to methods known from the literature and is within skills of a person skilled in the field.

- 10 The metallocene compounds of formula I can be produced for example as described in EP 1 462 464.

The catalyst composition preferably used in the invention further comprises an alumoxane-impregnated support prepared by contacting an alumoxane or a modified alumoxane with silica as an inert carrier material.

- 15 There are a variety of methods for preparing alumoxane and modified alumoxanes, non-limiting examples of which are described in U.S. Patent No. 4,665,208, 4,952,540, 5,091,352, 5,206,199, 5,204,419, 4,874,734, 4,924,018, 4,908,463, 4,968,827, 5,308,815, 5,329,032, 5,248,801, 5,235,081, 5,157,137, 5,103,031, 5,391,793, 5,391,529, 5,693,838, 5,731,253, 5,731,451 5,744,656 and
20 European publications EP-A-0 561 476, EP-B1-0 279 586 and EP-A-0 594-218, and WO 94/10180, all of which are herein fully incorporated by reference.

- Preferably, alumoxanes, particularly methylalumoxane or modified methylalumoxane, isobutylalumoxane, e.g. TIBAO (tetraisobutylalumoxane) or HIBAO (hexaisobutylalumoxane) are used to impregnate the support. More
25 preferably methylalumoxane (MAO) is used.

The mole ratio of the Al of the alumoxane component to the metal of the single site catalyst is in the range of between 0.3:1 to 2000:1, preferably 20:1 to 800:1, and most preferably 50:1 to 500:1.

- Preferably silica is used as inert carrier. The surface area, pore volume and
30 particle size of the silica can be chosen according to the requirements of the specific polymerization process, in which the catalysts will be used. Typically, silica particles having a surface area in the range of from about 10 to about 700 m²/g (BET

method), pore volume in the range of from about 0.1 to about 6.0 cm³/g and average particle size in the range of from about 10 to about 500 µm can be used.

The silica may be in granular, agglomerated, fumed or other form.

It is further preferred that the carrier material is calcinated, i.e. heat treated
5 under air and then with a non-reactive gas such as nitrogen. This treatment is preferably done at a temperature in excess of 100 °C, more preferably 200 °C or higher, e.g. 200-800 °C, particularly about 600 °C. The calcination treatment is preferably effected for several hours, e.g. 2 to 30 hours, more preferably about 10 hours.

10 The alumoxane-impregnated support is obtained by contacting an alumoxane with silica and heating to a temperature from 50°C to 100°C. This alumoxane-containing silica is used as support for the metallocene of the formula (I) or (II). Preferably the alumoxane-impregnated support contains less than 15.0 wt% of aluminium, more preferably 9.0 to 14.5 wt% and most preferably 10.0 to 14.0 wt%
15 of aluminium, based on the total weight of the support material and alumoxane.

The catalyst is preferably loaded onto the support material at from 0.05 to 4%, preferably 0.1 to 3.0%, especially 0.2 to 2.0%, by weight of active metal relative to the dry weight of the support material.

The polyethylene composition of the invention may also contain minor
20 quantities of additives such as pigments, nucleating agents, antistatic agents, fillers, antioxidants, processing aids, etc., generally in amounts of up to 10 % by weight, preferably up to 5 % by weight.

Where additives are present in the composition, the properties of the invention are measured on the composition with additives present.

25 The present invention further concerns an injection or compression moulded article comprising the polyethylene composition as described hereinbefore, a process for preparing the injection or compression moulded article which comprises injection or compression moulding of the composition into an article, and to the use of the polyethylene composition for injection or compression moulding.

30

Description of the Figures

Figure 1 shows the relationship between tensile modulus vs. density for compositions of the invention.

Figure 2 shows the relationship between stress at yield vs. density for compositions of the invention..

- 5 Figure 3 shows Shore D hardness (ASTM D2240-05) at 15 seconds vs. density for compositions of the invention.

Figure 4 shows the relationship between Shore D hardness (ASTM D2240-05) at 3 seconds vs. density for compositions of the invention.

Figure 5 shows the relationship between Charpy notched impact at -20 °C vs.

- 10 Charpy notched impact at 0 °C for compositions of the invention.

Figure 6 shows the relationship between FNCT at 9.0 MPa and 50°C vs. density for compositions of the invention.

Analytical Information

15

GPC: Molecular weight averages, molecular weight distribution, and polydispersity index (M_n , M_w , MWD, PDI)

- Molecular weight averages (M_w , M_n), Molecular weight distribution (MWD) and its broadness, described by polydispersity index, $PDI = M_w/M_n$ (wherein M_n is the number average molecular weight and M_w is the weight average molecular weight) were determined by Gel Permeation Chromatography (GPC) according to ISO 16014-4:2003 and ASTM D 6474-99. A Waters GPCV2000 instrument, equipped with differential refractive index detector and online viscosimeter was used with 2 x GMHXL-HT and 1x G7000HXL-HT TSK-gel columns from Tosoh Bioscience and 1,2,4-trichlorobenzene (TCB, stabilized with 250 mg/L 2,6-Di tert butyl-4-methyl-phenol) as solvent at 140 °C and at a constant flow rate of 1 mL/min. 209.5 µL of sample solution were injected per analysis. The column set was calibrated using universal calibration (according to ISO 16014-2:2003) with at least 15 narrow MWD polystyrene (PS) standards in the range of 1 kg/mol to 12 000 kg/mol. Mark Houwink constants for PS, PE and PP used are as per ASTM D 6474-99. All samples were prepared by dissolving 0.5 – 4.0 mg of polymer in 4 mL (at 140 °C) of
- 20
- 25
- 30

stabilized TCB (same as mobile phase) and keeping for max. 3 hours at max. 160°C with continuous gentle shaking prior sampling into the GPC instrument.

Density

- 5 Density of the polymer was determined according to ISO 1183-1987 method D on compression-moulded specimens.

Melt Flow Rate

- The melt flow rate (MFR) is determined according to ISO 1133 and is indicated in
10 g/10 min. The MFR is an indication of the flowability, and hence the processability, of the polymer. The higher the melt flow rate, the lower the viscosity of the polymer. The MFR is determined at 190°C and may be determined at different loadings such as 2.16 kg (MFR_{190/2}), 5 kg (MFR_{190/5}) or 21.6 kg (MFR_{190/21}).

15 **Charpy impact strength**

- Charpy impact strength was determined according to ISO 179:2000 on V-notched samples of 80x10x4 mm³ at 0 °C (Charpy impact strength (0°C)) and -20 °C (Charpy impact strength (-20°C)). Samples were cut from plaques of 4 mm thickness prepared by compression molding according to ISO 293:2004 using the
20 conditions defined in chapter 3.3 of ISO 1872-2:2007.

Tensile Properties:

Tensile modulus

- As a measure for stiffness, the tensile modulus (E-modulus) of the compositions was
25 measured at 23°C on compression moulded specimens according to ISO 527-2:1993. Compression moulded samples were cut from plaques of 4 mm thickness prepared by compression molding according to ISO 293:2004 using the conditions defined in chapter 3.3 of ISO 1872-2:2007. The modulus was measured at a speed of 1 mm/min.

30

Stress at Yield:

Stress at yield (in MPa) was determined on the same samples according to ISO 527-2. The measurement was conducted at 23 °C temperature with an elongation rate of 50 mm/min.

5 Stress and Strain at Break:

Stress at break (in MPa) and Strain at break (in%) were determined on the same samples according to ISO 527-2. The measurement was conducted at 23 °C temperature with an elongation rate of 50 mm/min.

10

FNCT Test

ESCR was measured according to the full notch creep test method (FNCT) according to ISO/DIS 16770.3 at 50°C and 9 MPa stress with a notch depth of 1 mm and specimen dimensions 123 mm x 6 mm x 20 mm. The solvent used was 10vol%
15 Igepal CO-630 in deionized water. Compression moulded samples were employed. Samples were cut from plaques of 6 mm thickness prepared by compression molding according to ISO 293:2004 using the conditions defined in chapter 3.3 of ISO 1872-2:2007.

20 Shore Hardness

The Shore D was measured according to ASTM D2240-05 at 3 or 15s (hardened steel rod 1.1 – 1.4 mm diameter with 30° conical point and 0.1 mm radius tip, 44.64 N indentation force). Samples were cut from plaques of 4 mm thickness prepared by compression molding according to ISO 293:2004 using the conditions defined in
25 chapter 3.3 of ISO 1872-2:2007.

Taber Abrasion Resistance

The wear index was calculated as weight loss (in mg) per 1000 cycles according to ASTM D4060-07 (CS-10 wheel). Samples were cut from plaques of 2 mm thickness
30 prepared by compression molding according to ISO 293:2004 using the conditions defined in chapter 3.3 of ISO 1872-2:2007.

Comonomer content

Comonomer content of the obtained products was measured in a known manner based on Fourier transform infrared spectroscopy (FTIR) calibrated with ^{13}C -NMR, using Nicolet Magna 550 IR spectrometer together with Nicolet Omnic FTIR software.

Films having a thickness of about 220 to 250 μm were compression moulded from the samples. Similar films were made from calibration samples having a known content of the comonomer. The thicknesses were measured from at least five points of the film. The films were then rubbed with sandpaper to eliminate reflections. The films were not touched by plain hand to avoid contamination. For each sample and calibration sample at least two films were prepared. The films were pressed from pellets by using a Graceby Specac film press at 150 $^{\circ}\text{C}$ using 3 + 2 minutes preheating time, 1 minute compression time and 4 to 5 minutes cooling time. For very high molecular weight samples the preheating time may be prolonged or the temperature increased.

The comonomer content was determined from the absorbance at the wave number of approximately 1378 cm^{-1} . The comonomer used in the calibration samples was the same as the comonomer present in the samples. The analysis was performed by using the resolution of 2 cm^{-1} , wave number span of from 4000 to 400 cm^{-1} and the number of sweeps of 128. At least two spectra were run from each film.

The comonomer content was determined from the spectrum from the wave number range of from 1430 to 1100 cm^{-1} . The absorbance is measured as the height of the peak by selecting the so-called short or long base line or both. The short base line is drawn in about 1410 – 1320 cm^{-1} through the minimum points and the long base line about between 1410 and 1220 cm^{-1} . Calibrations need to be done specifically for each base line type. Also, the comonomer content of the unknown sample needs to be within the range of the comonomer contents of the calibration samples.

Examples**Catalyst preparation****Metallocene complex preparation:**

The catalyst complex used in the polymerisation examples was bis(n-butyl cyclopentadienyl)hafnium dibenzyl, $(n\text{-BuCp})_2\text{Hf}(\text{CH}_2\text{Ph})_2$, and it was prepared according to "Catalyst Preparation Example 2" of WO2005/002744, starting from bis(n-butyl cyclopentadienyl)hafnium dichloride (supplied by Witco).

- 5 The catalyst preparation was made in a 160 L batch reactor into which a metallocene complex solution was added. Mixing speed was 40 rpm during reaction and 20 rpm during drying. Reactor was carefully flushed with toluene prior to reaction and inertized with nitrogen after silica addition

10 **Preparation of catalyst composition**

10.0 kg activated silica (commercial silica carrier, XPO2485A, having an average particle size 20 μm , supplier: Grace) were first slurried into 21.7 kg dry toluene at room temperature. Then the silica slurry was added to 14.8 kg of 30 wt% methylalumoxane in toluene (MAO, supplied by Albemarle) during 3 hours.

- 15 Afterwards the MAO/silica mixture is heated to 79°C for 6 hours and then cooled down to room temperature again.

The resulting solution was reacted with 0.33 kg of $(n\text{-BuCp})_2\text{Hf}(\text{CH}_2\text{Ph})_2$ in toluene (67,9 wt%) for 8 hours at room temperature. The catalyst was dried under nitrogen purge for 5.5 hours at 50°C. The obtained catalyst had an Al/Hf mol-ratio of 200, an

- 20 Hf-concentration of 0.44 wt% and an Al-concentration of 13.2 wt%.

Polyethylene moulding composition

Preparation of Fractions A, B and C

- The low molecular weight ethylene homopolymer or copolymer fraction A (LMW_h- or LMW_c fraction), a medium molecular weight ethylene homopolymer or copolymer fraction B (MMW_h or MMW_c fraction) and a high molecular weight ethylene homopolymer or copolymer fraction C (HMW_h or HMW_c-fraction) were produced separately in a plant having a prepolymerization reactor (loop type prepolymerizer 50 dm³) and a loop reactor 500 dm³). The above prepared catalyst
- 30 was fed into the prepolymerization reactor as 15 wt% oil slurry (primol 352).

Further reaction parameters are disclosed in Table 1.

Table 1

Prepolymerization			
	A18 (LMW _h)	A17 (MMW _h)	A28 (HMW _c)
T [°C]	60	60	60
Pressure [bar]	60	60	60
Catalyst feed [g/h]	35	29.7	15.2
Antistatic feed [ppm] Octastat 3000	5	5	0
Ethylene-feed [kg/h]	0	2	0
H ₂ -feed [g/h]	0	1	0
Propane-feed [kg/h]	47	47	34
Loop			
T [°C]	85	85	80
Pressure [bar]	57	57	57
Ethylene feed [kg/h]	37	37	30
H ₂ -feed [g/h]	8	1.8	0
Hexene-feed [kg/h]	0	0	5
Propane-feed [kg/h]	82	82	82
C ₂ -conc [mol%]	7.6	6.2	6.2
H ₂ /C ₂ -ratio [mol/kmol]	0.48	0.07	0.06
C ₆ /C ₂ -ratio [mol/kmol]	-	-	207
Production rate [kg/h]	32.3	34.0	29.1
Properties			
Irganox B225 [ppm]	2000	2000	2000

MFR _{190/2} [g/10 min]	340	0.93	-
MFR _{190/21} [g/10 min]	-	17	0.89
Density [kg/m ³]	972.4	954.5	907.4
M _w [kg/mol]	24	129	272
C ₆ -content [wt%]	-	-	8.6

Table 1 cont.

Prepolymerization			
	A22 (LMW _c)	A25 (MMW _c)	A15 (HMW _h)
T [°C]	60	60	60
Pressure [bar]	58	59	60
Catalyst feed [g/h]	19.9	28.2	30.9
Antistatic feed [ppm] Octastat 3000	0	0	5.0
Ethylene-feed [kg/]	0	0	2.0
H ₂ -feed [g/h]	0	0	0.7
Propane-feed [kg/h]	34.3	34.2	47.4
Loop			
T [°C]	74	85	85
Pressure [bar]	57	57	56
Ethylene (C ₂)-feed [kg/]	35	38	34
H ₂ -feed [g/h]	12	1.2	0
Hexene(C ₆)-feed [kg/h]	5.2	4.2	0
Propane-feed [kg/h]	67	67	82
C ₂ -concentration [mol%]	6.2	5.3	5.9
H ₂ /C ₂ -ratio [mol/kmol]	0.5	0.12	0.02
C ₆ /C ₂ -ratio [mol/kmol]	219	111	-

Production rate [kg/h]	33.4	36.9	31.0
Properties			
Irganox B225 added [ppm]	2000	2000	2000
MFR _{190/2} [g/10 min]	370	0.5	-
MFR _{190/21} [g/10 min]	-	-	0.88
Density [kg/m ³]	922	915.4	944
M _w [kg/mol]	24	138	294
C ₆ -content [wt%]	8.3	6.9	-

The basic properties of the formed grades are given in Table 2. Lots A15, A17 and A18 are homopolymers; lots A22, A25 and A28 are hexene copolymers.

5 Table 2. Basic properties of each of the unimodal fractions.

	A15 (HMW _h)	A17 (MMW _h)	A18 (LMW _h)	A22 (LMW _c)	A25 (MMW _c)	A28 (HMW _c)
d, kg/m ³	944.0	954.5	972.4	922.7	915.4	907.4
MFR _{190/2}	NA	0.93	340	370	0.5	NA
MFR _{190/21}	0.88	17	NA	NA	NA	0.89
MW, kg/mol	294	129	24	24	138	272
hexene, wt%	0	0	0	8.3	6.9	8.3

12 different polyethylene compositions were prepared by melt-extrusion blending.

Preparation of the polyethylene blend

- 10 The three fractions were blended and melt-homogenized in an extruder. Compounding was done by the kneading on an intermeshing co-rotating twin screw extruder Prism TSE 16 having a screw diameter D of 16 mm and an L/D ratio of 25,

using high intensity mixing screws equipped with kneading blocks. The temperature profile along the screw length was set to

210°C / 215°C / 220°C / 215°C / 210°C, using an output rate: of 1-1.5 kg/hr and a screw speed of 200 RPM. Each composition was extruded twice to ensure proper

- 5 homogenization. Each blend consists of three fractions, one of them being homopolymer. The exact composition of each blend is given in the Table 3.

Table 3. The composition of the inventive examples (weight fraction) .

	A15 (HMW _h)	A17 (MMW _h)	A18 (LMW _h)	A22 (LMW _c)	A25 (MMW _c)	A28 (HMW _c)
Example-1			33.3		33.3	33.3
Example-2	33.3			33.3	33.3	
Example-3		33.3		33.3		33.3
Example-4			40.0		20.0	40.0
Example-5	40.0			40.0	20.0	
Example-6		20.0		40.0		40.0
Example-7			20.0		40.0	40.0
Example-8	40.0			20.0	40.0	
Example-9		40.0		20.0		40.0
Example-10			40.0		40.0	20.0
Example-11	20.0			40.0	40.0	
Example-12		40.0		40.0		20.0

10 Mechanical Properties

Mechanical properties of the blends are presented in the Table 4.

Commercial Borstar grade ME6053 was tested as a reference material.

The comparison of mechanical properties in a graphical form is shown in Figures 1-2. As can be seen from these graphs, at similar density, described blends

- 15 show superior mechanical properties compare to Borstar reference ME6053.

Table 4. Density, MFR and mechanical properties of the blends (ME6053 tested for comparison).

	d, kg/m ³	MFR _{190/2} , g/10min	Tensile modulus, MPa	Stress at yield, MPa	Stress at break, MPa	Strain at break, %
Example-1	931.1	0.60	507	15.5	33.5	595.5
Example-2	931.9	0.47	495	15.7	23.9	685
Example-3	931.6	0.76	482	15.2	24	645
Example-4	934.0	0.4	558	16.4	31.9	547
Example-5	935.4	0.39	572	17.1	24	800
Example-6	927.4	0.35	392	13.6	21.9	565
Example-7	923.5	0.16	348	12.5	25.8	478
Example-8	931.7	0.14	492	15.8	26.6	700
Example-9	930.6	0.21	482	15.3	26.6	618
Example-10	935.9	0.69	597	17.5	32.6	597
Example-11	929.5	0.66	427	14.4	20.4	602
Example-12	936.2	0.96	588	17.2	22.9	697
ME6053	936.3	0.67	548	16.1	13.8	356

Hardness and Abrasion

- 5 Shore D hardness (ASTM D2240-05, measured at 3 and 15 seconds) and Taber abrasion resistance (as wear coefficient, ASTM D4060-07, CS-10 wheel) results are given in the Table 5. The same data in graphical form are shown in Figures 3 and 4.

10 Table 5. Shore D hardness (ASTM D2240-05) and Taber abrasion resistance (ASTM D4060-07, CS-10 wheel) for the inventive examples and the reference polymer (ME6053).

	Shore D (15 sec)	Shore D (3 sec)	Wear index
Example-1	56.5	58.1	3.7
Example-2	56.5	58.4	5.1

	Shore D (15 sec)	Shore D (3 sec)	Wear index
Example-3	56.0	58.0	6.6
Example-4	57.9	59.7	5.3
Example-5	57.7	59.7	6.8
Example-10	58.6	60.1	5.9
Example-12	57.7	59.3	9
ME6053	55.8	57.9	8.9

As is clear from the Figures 3 and 4, the inventive examples show consistently better hardness and abrasion resistance compared to Borstar reference ME6053 (at similar density). This means that either similar hardness and abrasion resistance can be achieved with the composition of the invention with lower density (up to 5 units lower with the benefits in terms of lower flexural modulus that entails).
Alternatively, at the same density, hardness and abrasion resistance can be increased.

The data presented in Table 5 clearly shows that the disclosed polymer compositions possess better abrasion resistance as compare to the reference ME6053.

Impact and ESCR properties

Samples Examples-1, -4, -7 and -10 were tested for impact strength and ESCR in comparison with ME6053.

Impact strength (charpy impact-notched, according to ISO179) at 0°C and -20°C as well as FNCT at 9.0 MPa and 50°C (according to ISO 16770:2004E) were performed on compression moulded specimens. The rest results are given in Table 6, the same information in graphical form in presented in Figures 5 and 6.

As it is clear from Figure 5, consistently higher impact values are observed for the inventive examples compare to the reference resin. The difference is particularly remarkable for the impact strength at low temperature.

Not surprisingly, FNCT drops down with increasing density (Figure 6). However, one can see that the trend line for the inventive examples lies well above the value for the reference material (ME6053).

Table 6. Charpy (at 0°C and -20°C) and FNCT (at 9.0 MPa and 50°C) for the blends and the reference polymer ME6053.

	Charpy impact 0°C, kJ/m ²	Charpy impact -20°C, kJ/m ²	FNCT (9.0 MPa, 50°C), hours
Example-1	124	90	135
Example-4	124	56	93
Example-7	115	118	NA
Example-10	93	36	60
ME6053	79	17	25

Hence, one can conclude that the disclosed polymer compositions show an increased
5 slow crack growth and impact strength compared to the reference ME6053.

Claims

1. A polyethylene moulding composition having a multimodal molecular weight distribution, having a density according to ISO 1183 at 23°C in the range of 920 to 960 kg/m³ and an MFR_{190/2} according to ISO 1133 in the range of 0.05 to 10 g/10 min, said polyethylene moulding composition comprising at least three ethylene polymer fractions having distinct molecular weights :
 - A) 15 to 50 wt% of a low molecular weight ethylene homopolymer or copolymer fraction with a weight average molecular weight M_w in the range of 15 to 40 kg/mol;
 - B) 15 to 50 wt% of a medium molecular weight ethylene homopolymer or copolymer fraction with a weight average molecular weight M_w in the range of 70 to 200 kg/mol; and
 - C) 15 to 50 wt% of a high molecular weight ethylene homopolymer or copolymer fraction with a weight average molecular weight M_w in the range of 220 to 400 kg/mol,provided that one of A, B and C is an ethylene homopolymer and at least one other component is an ethylene copolymer with at least one C₃-C₁₀ comonomer; and wherein the composition has
 - a Shore D hardness measured according to ASTM D2240-05 (15 sec) of at least 56.0.
2. The composition according to any preceding claim having a Taber abrasion resistance measured according to ASTM D4060-07 with CS-10 wheel of less than 8 mg/1000 cycles, preferably less than 7 mg/1000 cycles.
3. The composition according to any preceding claim wherein fractions A, B and C are present in amounts of 20 to 40 wt%, e.g. 33.3 wt% for each fraction.
4. The composition according to any preceding claim having a tensile modulus measured on compression moulded samples of at least 300 MPa;

- a Charpy impact strength CIS (0°C) measured on V-notched samples produced by compression moulding of at least 90 kJ/m²;
 - a Charpy impact strength CIS (- 20°C) measured on V-notched samples produced by compression moulding of at least 30 kJ/m²;
 - 5 and an environmental stress crack resistance ESCR measured as FNCT full notch creep test according to ISO/DIS 16770.3 at 50°C and 9 MPa of at least 20 h.
5. The composition according to any preceding claim wherein Fraction A is either a homopolymer fraction having a density in the range of 965 to 980
10 kg/m³, preferably 970 to 975 kg/m³ or Fraction A is a copolymer fraction having a density in the range of 920 to 930 kg/m³, preferably 920 to 925 kg/m³.
6. The composition according to any preceding claim wherein Fraction B is a homopolymer fraction having a density in the range of 950 to 965 kg/m³,
15 preferably 952 to 957 kg/m³ or Fraction B is a copolymer fraction having a density in the range of 910 to 920 kg/m³, preferably 912 to 917 kg/m³.
7. The composition according to any preceding claim wherein Fraction C is either a homopolymer fraction having a density in the range of 935 to 950
20 kg/m³, preferably 942 to 947 kg/m³ or Fraction C is a copolymer fraction having a density less than 910 kg/m³.
8. The composition according to any preceding claim wherein Fraction A is an ethylene homopolymer and fractions B and C are ethylene copolymers.
25
9. The composition according to any preceding claim wherein each copolymer fraction has a C₃-C₁₀ comonomer content in the range of 1 to 15 wt%.
10. The composition according to any preceding claim wherein each copolymer
30 comprises ethylene and hexene.

11. The composition according to any preceding claim having a density according to ISO 1183 at 23°C in the range of 920 to 940 kg/m³, preferably 925 to 935 kg/m³.
- 5 12. A polyethylene moulding composition having a multimodal molecular weight distribution, having a density according to ISO 1183 at 23°C in the range of 920 to 960 kg/m³ and an MFR_{190/2} according to ISO 1133 in the range of 0.05 to 10 g/10 min, said polyethylene moulding composition comprising at least three ethylene polymer fractions having distinct molecular weights :
- 10 A) 15 to 50 wt% of a lower molecular weight ethylene homopolymer or copolymer fraction with an MFR_{190/2} according to ISO 1133 of at least 50 g/10min;
- B) 15 to 50 wt% of a medium molecular weight ethylene homopolymer or copolymer fraction with an MFR_{190/2} of less than 10 g/10 min; and
- 15 C) 15 to 50 wt% of a higher molecular weight ethylene homopolymer or copolymer fraction with an MFR_{190/21} less than that of fraction B and in the range of 0.05 to 5 g/10min.,
- provided that one of A, B and C is an ethylene homopolymer and at least one other component is an ethylene copolymer with at least one C₃-C₁₀ comonomer;
- 20 and wherein the composition has
- a Shore D hardness measured according to ASTM D2240-05 (15 sec) of at least 56.0.
13. The composition according to any preceding claim wherein each fraction is
- 25 manufactured using a single site catalyst.
14. An article comprising a polyethylene composition according to any preceding claim.
- 30 15. A process for the preparation of a composition as claimed in any one of claims 1 to 13 comprising blending

- A) 15 to 50 wt% of a low molecular weight ethylene homopolymer or copolymer fraction with a weight average molecular weight M_w in the range of 15 to 40 kg/mol;
- 5 B) 15 to 50 wt% of a medium molecular weight ethylene homopolymer or copolymer fraction with a weight average molecular weight M_w in the range of 70 to 200 kg/mol; and
- C) 15 to 50 wt% of a high molecular weight ethylene homopolymer or copolymer fraction with a weight average molecular weight M_w in the range of 220 to 400 kg/mol,
- 10 provided that one of A, B and C is an ethylene homopolymer and at least one other component is an ethylene copolymer with at least one C_3 - C_{10} comonomer; and wherein the composition has
- a multimodal molecular weight distribution,
- a density according to ISO 1183 at 23°C in the range of 920 to 960 kg/m³;
- 15 an MFR_{190/2} according to ISO 1133 in the range of 0.05 to 10 g/10 min, and
- a Shore D hardness measured according to ASTM D2240-05 (15 sec) of at least 56.0.

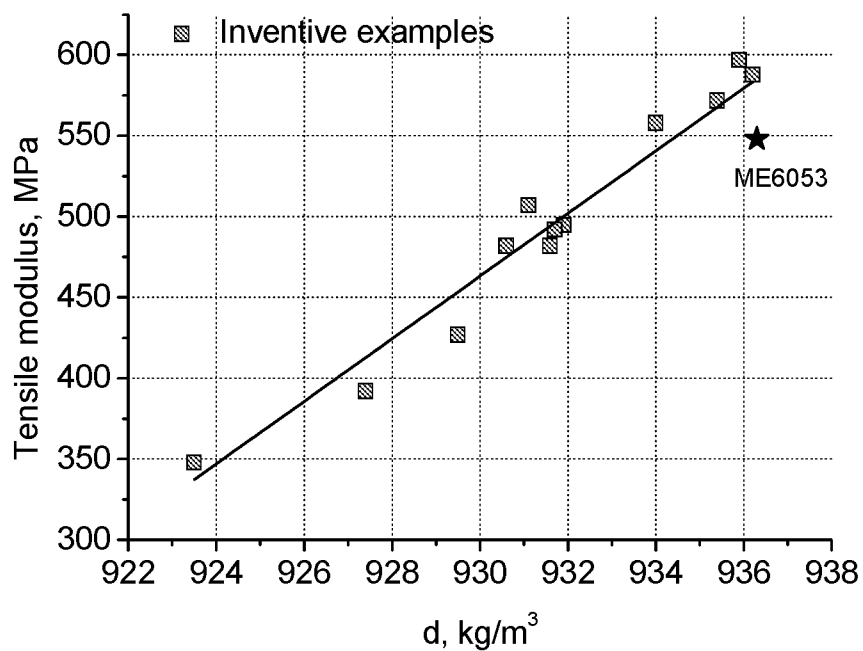


Figure 1. Tensile modulus vs. density.

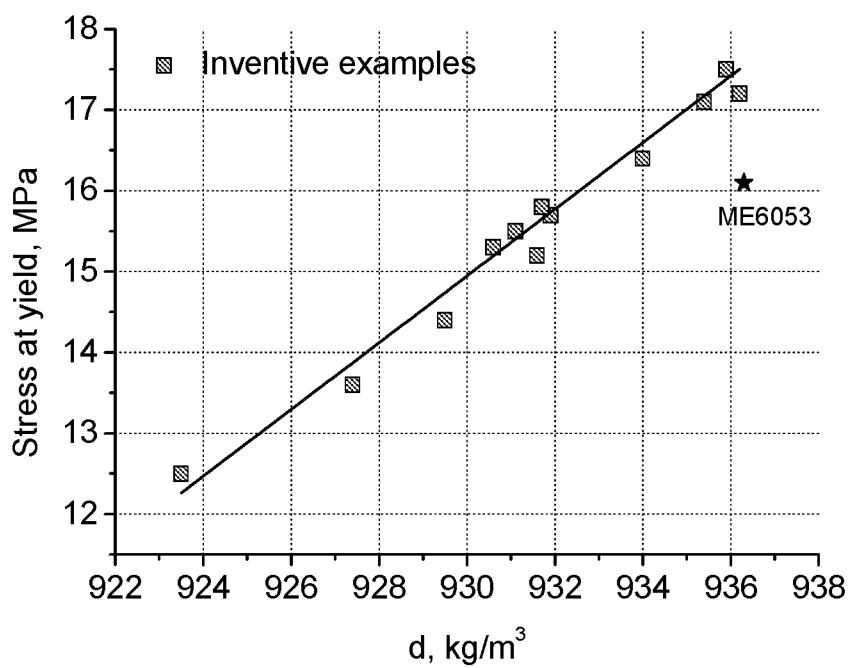


Figure 2. Stress at yield vs. density.

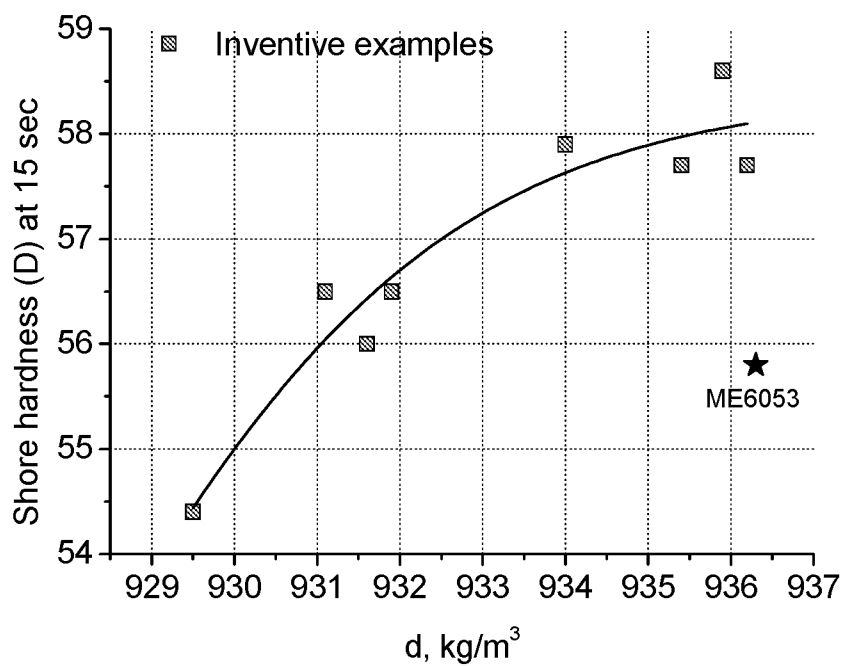


Figure 3. Shore D hardness (ASTM D2240-05) at 15 seconds vs. density for the inventive examples and ME6053

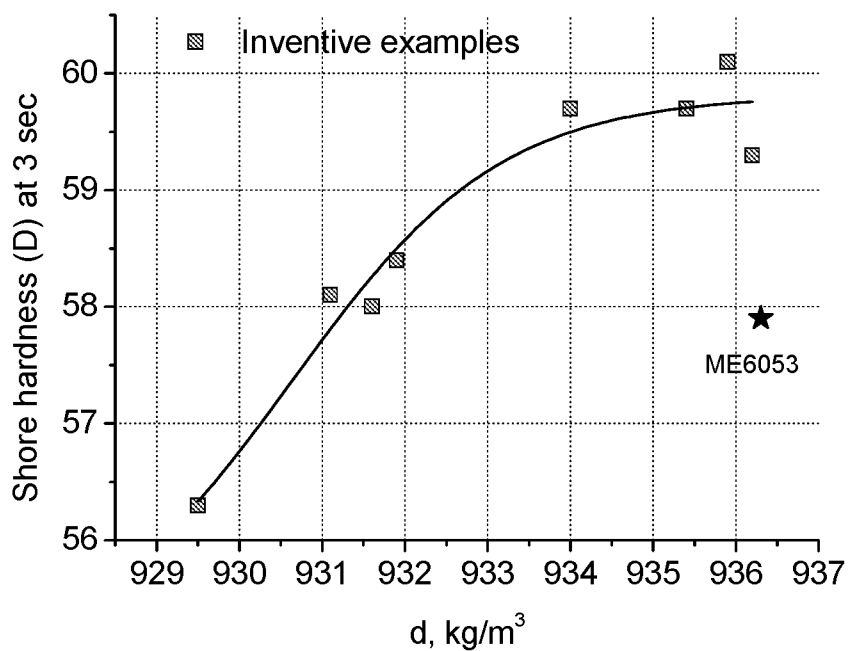


Figure 4. Shore D hardness (ASTM D2240-05) at 3 seconds vs. density for the inventive examples and ME6053.

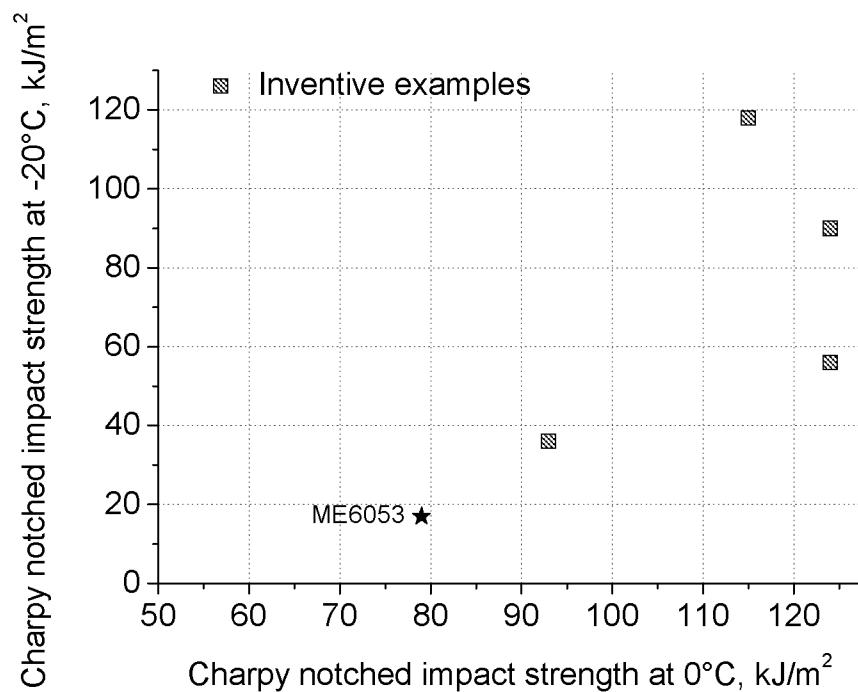


Figure 5. Charpy notched impact strength at -20 °C vs. charpy notched impact strength at 0 °C.

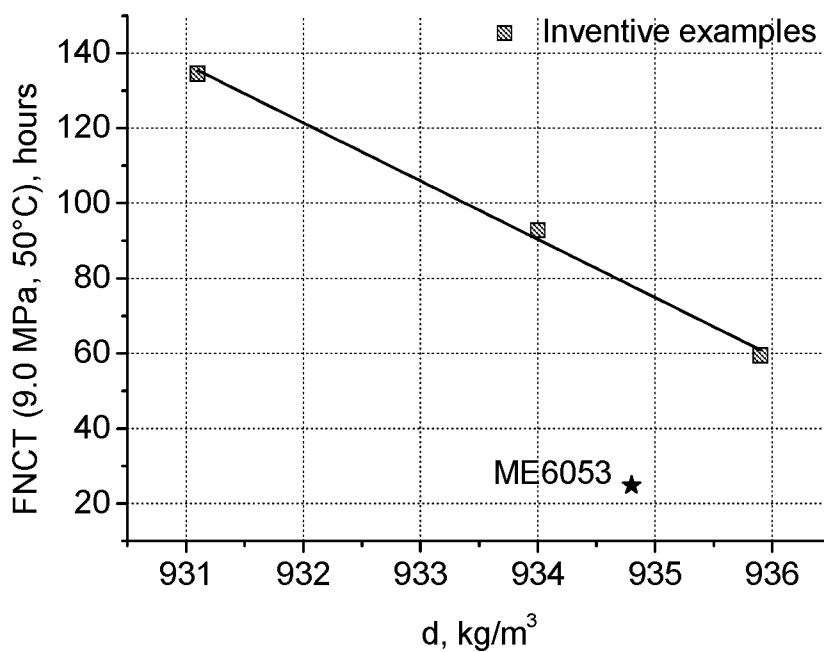


Figure 6. FNCT at 9.0 MPa and 50°C vs. density.

INTERNATIONAL SEARCH REPORT

International application No
PCT/EP2011/051173

A. CLASSIFICATION OF SUBJECT MATTER
INV. C08L23/04
ADD.

According to International Patent Classification (IPC) or to both national classification and IPC

B. FIELDS SEARCHED

Minimum documentation searched (classification system followed by classification symbols)
C08L

Documentation searched other than minimum documentation to the extent that such documents are included in the fields searched

Electronic data base consulted during the international search (name of data base and, where practical, search terms used)

EPO-Internal, WPI Data

C. DOCUMENTS CONSIDERED TO BE RELEVANT

Category*	Citation of document, with indication, where appropriate, of the relevant passages	Relevant to claim No.
A	EP 1 655 334 A1 (BOREALIS TECH OY [FI]) 10 May 2006 (2006-05-10) paragraph [0046] - paragraph [0050]; claims 1-19	1-15
A	WO 2005/009714 A1 (NOVA CHEM INT SA [CH]; WEBER MARK [CA]; HOCKING PHILIPPA [CA]; BROWN S) 3 February 2005 (2005-02-03) example 3	1-15



Further documents are listed in the continuation of Box C.



See patent family annex.

* Special categories of cited documents :

"A" document defining the general state of the art which is not considered to be of particular relevance

"E" earlier document but published on or after the international filing date

"L" document which may throw doubts on priority claim(s) or which is cited to establish the publication date of another citation or other special reason (as specified)

"O" document referring to an oral disclosure, use, exhibition or other means

"P" document published prior to the international filing date but later than the priority date claimed

"T" later document published after the international filing date or priority date and not in conflict with the application but cited to understand the principle or theory underlying the invention

"X" document of particular relevance; the claimed invention cannot be considered novel or cannot be considered to involve an inventive step when the document is taken alone

"Y" document of particular relevance; the claimed invention cannot be considered to involve an inventive step when the document is combined with one or more other such documents, such combination being obvious to a person skilled in the art.

"&" document member of the same patent family

Date of the actual completion of the international search

11 March 2011

Date of mailing of the international search report

17/03/2011

Name and mailing address of the ISA/

European Patent Office, P.B. 5818 Patentlaan 2
NL - 2280 HV Rijswijk
Tel. (+31-70) 340-2040,
Fax: (+31-70) 340-3016

Authorized officer

Knutzen-Mies, Karen

INTERNATIONAL SEARCH REPORT

Information on patent family members

International application No

PCT/EP2011/051173

Patent document cited in search report	Publication date	Patent family member(s)	Publication date
EP 1655334	A1	10-05-2006	AR 051615 A1 24-01-2007
			AT 349489 T 15-01-2007
			AU 2005300654 A1 11-05-2006
			CN 101035851 A 12-09-2007
			DE 602004003960 T2 08-11-2007
			EA 200700732 A1 26-10-2007
			WO 2006048257 A1 11-05-2006
			ES 2278263 T3 01-08-2007
			KR 20070065389 A 22-06-2007
			PT 1655334 E 30-03-2007
			US 2009252910 A1 08-10-2009

WO 2005009714	A1	03-02-2005	AT 343464 T 15-11-2006
			CA 2435986 A1 24-01-2005
			DE 602004002957 T2 05-07-2007
			EP 1633546 A1 15-03-2006
			ES 2275222 T3 01-06-2007
			MX PA06000673 A 19-04-2006
			US 2005017409 A1 27-01-2005
