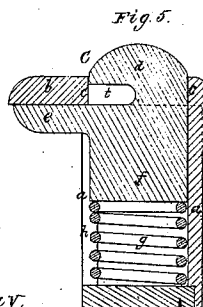
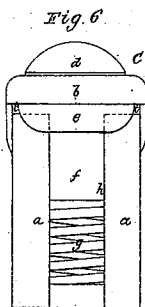
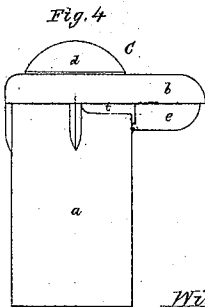

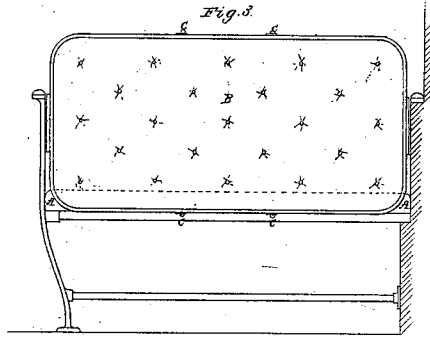
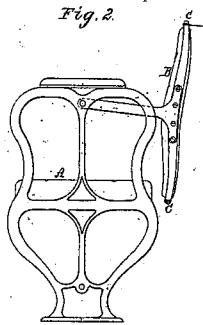


O. E. Pray, Ticket Holder.

No. 101,037.

Patented Mar. 22, 1870.



Witnesses
S. N. Piper
J. Adams

O. E. Pray
by his attorney
H. H. H. H.

United States Patent Office.

ONSVILLE EVANS PRAY, OF PORTSMOUTH, NEW HAMPSHIRE.

Letters Patent No. 101,037, dated March 22, 1870.

IMPROVEMENT IN TICKET-HOLDERS.

The Schedule referred to in these Letters Patent and making part of the same

To all persons to whom these presents may come:

Be it known that I, ONSVILLE EVANS PRAY, of Portsmouth, of the county of Rockingham, of the State of New Hampshire, have made a new and useful invention having reference to Railway-Carriage Seats and Ticket-Holders therefor; and do hereby declare the same to be fully described in the following specification, and represented in the accompanying drawings, of which—

Figure 1 is a top view;

Figure 2, an end elevation; and

Figure 3, a rear elevation of a turn-over or reversible-back railway-car seat having my improved ticket-holder applied to it.

Figure 4 is a side view;

Figure 5, a vertical section; and

Figure 6, a front elevation of the ticket-holder.

Figure 7 is a longitudinal section of the seat-back, taken through the two ticket-holders thereof.

The object of the invention is to provide an apparatus for holding a fare-ticket in a position where it may be readily seen and punched by a conductor, thus avoiding the usual delays resulting from searches in pockets, bags, or elsewhere for tickets every time a car-conductor may deem it necessary to inspect them.

My invention consists in an improved ticket-holder, and the peculiar arrangement of such, and of two of them with the back of a car-seat, each being arranged therein so as to project from its edge. There may be two to each back, one being at one and the other at the opposite edge of such.

In the drawings—

A denotes a car-seat, and

B, its reversible back.

The two ticket-holders applied to such back are represented at C C'.

In figs. 4, 5, and 6 is represented the ticket-holder C. It consists of a cylindrical case, *a*, having a jawed cap, *b*, which projects beyond one side of the case, in manner as shown.

A round hole, *c*, is made through the cap to receive the head *d* of a movable jaw, *e*, which extends from a cylindrical slide, *f*, arranged within the box or case *a* and rests upon a helical spring, *g*, disposed within such box, in manner as represented.

The front of the box is slotted, as shown at *h*, in order for the lower jaw to play downward, and both

the box and the slide are recessed, as shown at *t*, to enable a card, when introduced between the jaws, to extend somewhat into the box.

The lower jaw is forced toward the upper or stationary jaw by the action of the spring against the slider, the latter being projected through the opening *c* and beyond the upper jaw, in manner as shown at *d*.

The ticket-holder so constructed is to be inserted in a socket or round hole made to receive it at one edge of the car-seat back B and within such back, the whole being so that the upper jaw of the holder may so project beyond the edge of the seat-back as to enable the lower jaw to close against a ticket when placed between the two.

Another mode in which I have contemplated the application of a ticket-holder to the back of the chair is also represented at C', where it will be seen that the cap-bar *k* of the back of the seat is recessed, as shown at *l*, and also has a hole made through it, as shown at *c'*, the cap-bar thus being made to take the place of the jawed cap *b* hereinbefore mentioned.

The slider *f'*, with its jaw *e'*, (made as hereinbefore explained,) and the spring *g'*, are arranged in a socket, S, made directly in the back B.

The slider and movable jaw of the holder in either case are operated by the pressure of the finger of a person on the head *d* of such slider; a ticket being inserted between the jaws will be held in place thereby.

I am aware of the ticket-holder shown in Letters Patent, 58,771, granted October 16, 1866, to F. H. Carney, and, therefore, make no claim thereto, nor to the arrangement of such a ticket-holder as described in the said patent, viz: at the middle of the back of a seat.

My holder is designed for use only at or close to the edge of the seat, and, therefore, the arrangement of it, as hereinbefore described, differs materially from that of the ticket-holder of Carney.

I claim the above-described arrangement of the jaws *b c*, the socket or socket-piece *a*, the slider *f*, the head *d* thereof, and the spring *g*, constituting my improved ticket-holder.

ONSVILLE EVANS PRAY.

Witnesses:

R. H. EDDY,

J. R. SNOW.