



US00D788015S

(12) **United States Design Patent**
Lovo et al.

(10) **Patent No.:** **US D788,015 S**
(45) **Date of Patent:** **** May 30, 2017**

- (54) **YACHT**
- (71) Applicant: **PININFARINA EXTRA S.R.L.**,
Cambiano (TO) (IT)
- (72) Inventors: **Francesco Lovo**, Giaveno (IT);
Roberto Cini, Santena (IT); **Edgar**
Alvarez, Turin (IT)
- (73) Assignee: **PININFARINA EXTRA S.R.L.**,
Cambiano (Turin) (IT)

4,919,063	A	*	4/1990	Hall	B63B 1/107
						114/274
D315,137	S	*	3/1991	Runte	D12/303
D315,892	S	*	4/1991	Tollefson	D12/315
D319,619	S	*	9/1991	Kotzebue	D12/315
D326,638	S	*	6/1992	Farrell	D12/315
D488,841	S	*	4/2004	Yuen	D21/542
D548,666	S	*	8/2007	Laupman	D12/300
D553,071	S	*	10/2007	de Rover	D12/315
D574,313	S	*	8/2008	de Rover	D12/300
D587,641	S	*	3/2009	Bouckaert	D12/300
D739,332	S	*	9/2015	Can	D12/315

(**) Term: **15 Years**

(21) Appl. No.: **35/500,582**

(22) Filed: **Aug. 10, 2015**

(80) **Hague Agreement Data**

Int. Filing Date: **Aug. 10, 2015**
 Int. Reg. No.: **DM/088387**
 Int. Reg. Date: **Aug. 10, 2015**
 Int. Reg. Pub. Date: **Feb. 12, 2016**

(51) **LOC (10) Cl.** **12-06**

(52) **U.S. Cl.**
USPC **D12/315**

(58) **Field of Classification Search**
 USPC D12/300, 301, 304, 315, 317, 318;
 D21/542, 543; 114/61.1, 61.31, 61.14,
 114/72, 73, 258-262
 CPC B63B 1/00; B63B 1/04; B63B 1/06; B63B
 1/08; B63B 1/10; B63B 1/38
 See application file for complete search history.

(56) **References Cited**

U.S. PATENT DOCUMENTS

4,383,828	A	*	5/1983	Wynne	B63B 1/08
						114/343
D290,949	S	*	7/1987	Scarboro	D12/315

* cited by examiner

Primary Examiner — Darlington Ly

(74) *Attorney, Agent, or Firm* — Heslin Rothenberg
Farley & Mesiti P.C.; Victor A. Cardona, Esq.


(57) **CLAIM**

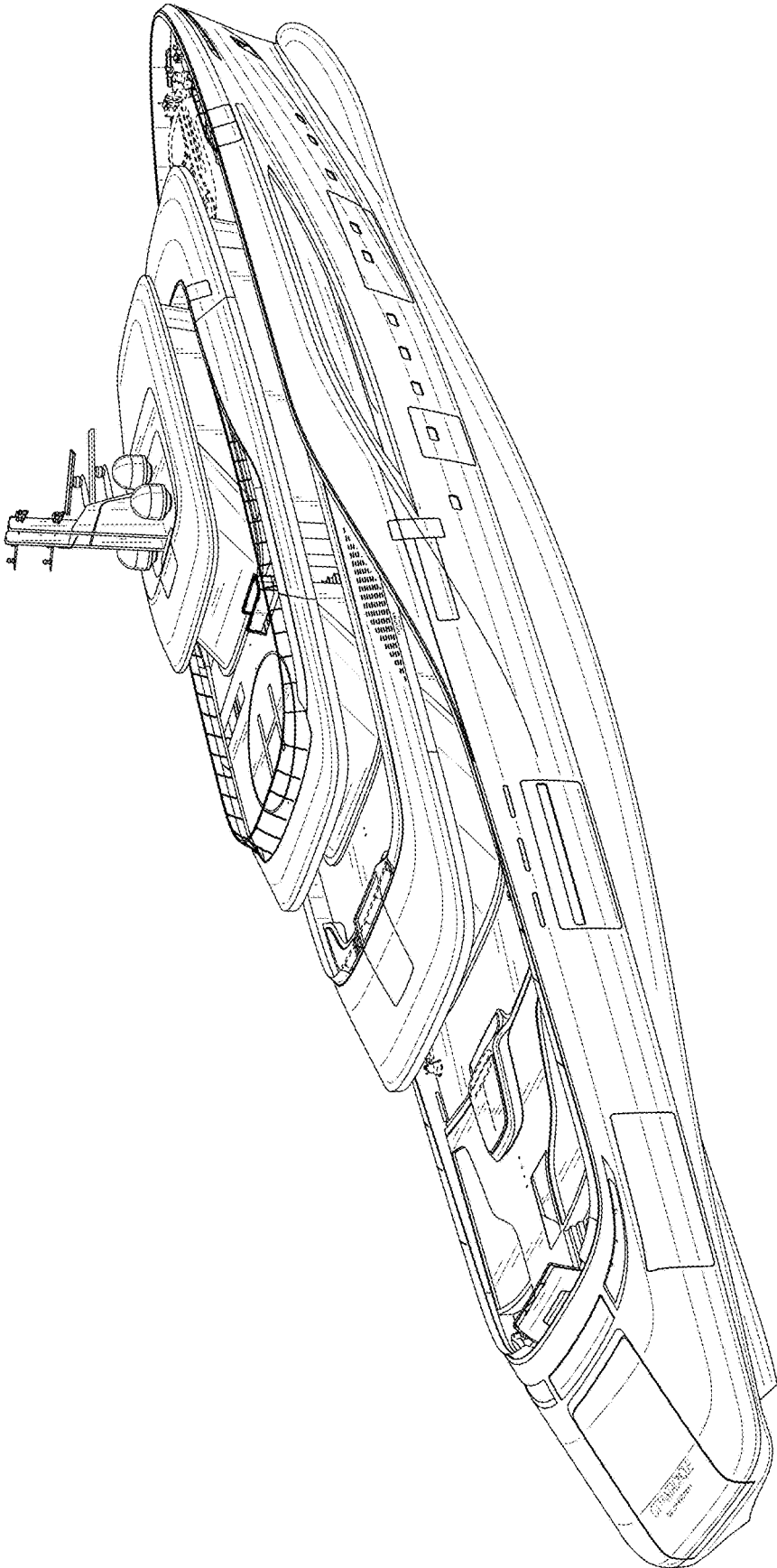
The ornamental design for a yacht, as shown and described.

DESCRIPTION

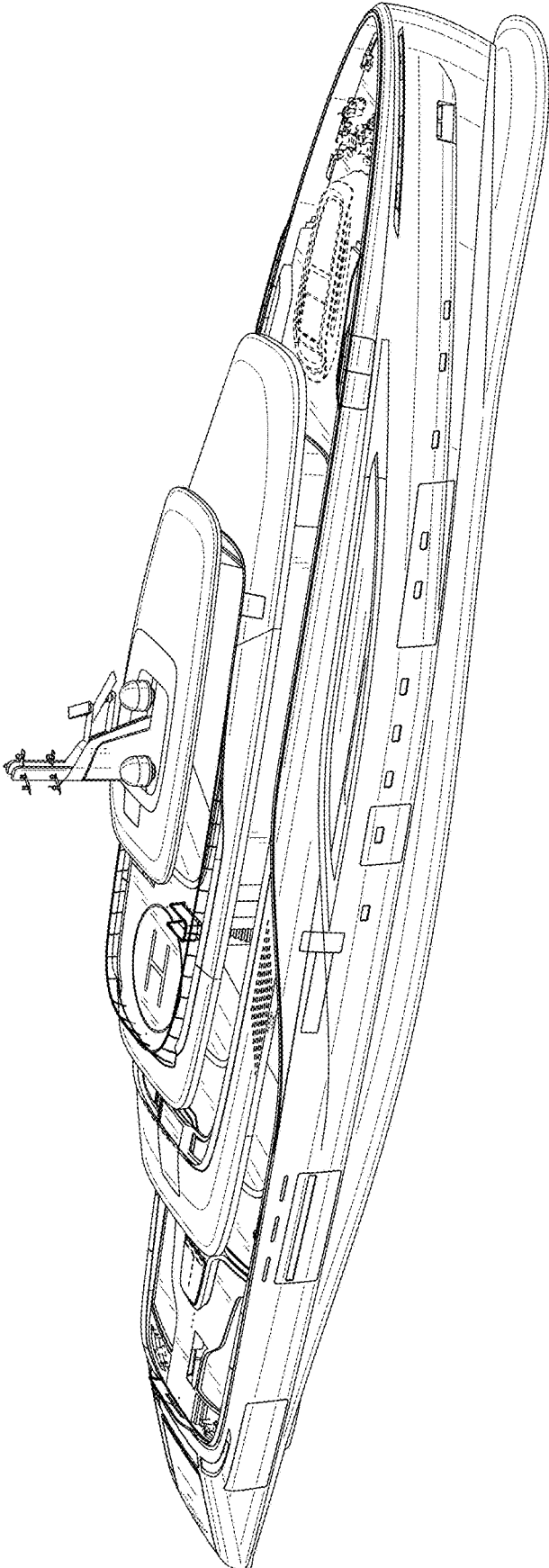
1.1 is a top, rear, and left-side perspective view of a yacht showing our new design;
 1.2 is a top, front, and left-side perspective view thereof;
 1.3 is a rear elevation view thereof;
 1.4 is a bottom plan view thereof;
 1.5 is a front elevation view thereof;
 1.6 is a right-side elevation view thereof;
 1.7 is a left-side elevation view thereof; and
 1.8 is a top plan view thereof.
 The broken lines in the reproductions/drawings illustrate portions of the yacht that form no part of the claimed design.

1 Claim, 8 Drawing Sheets

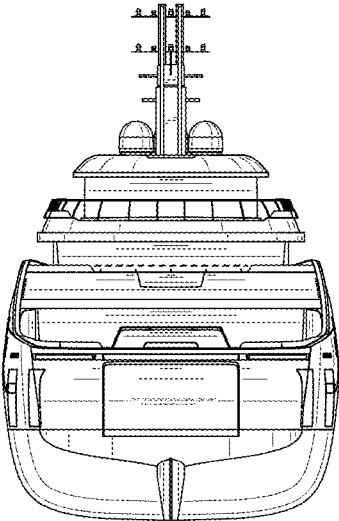




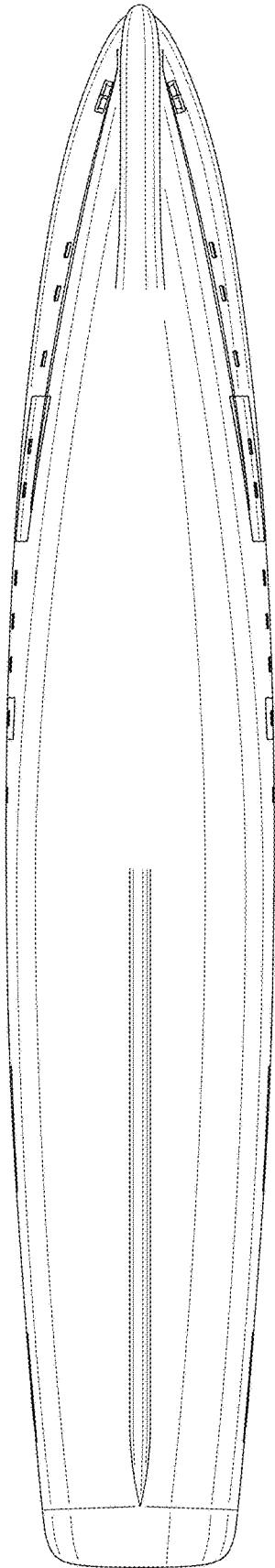
1.1



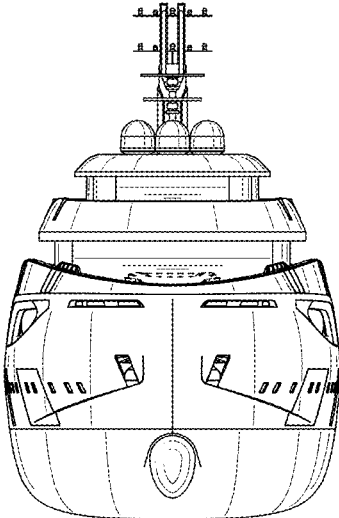
1.2



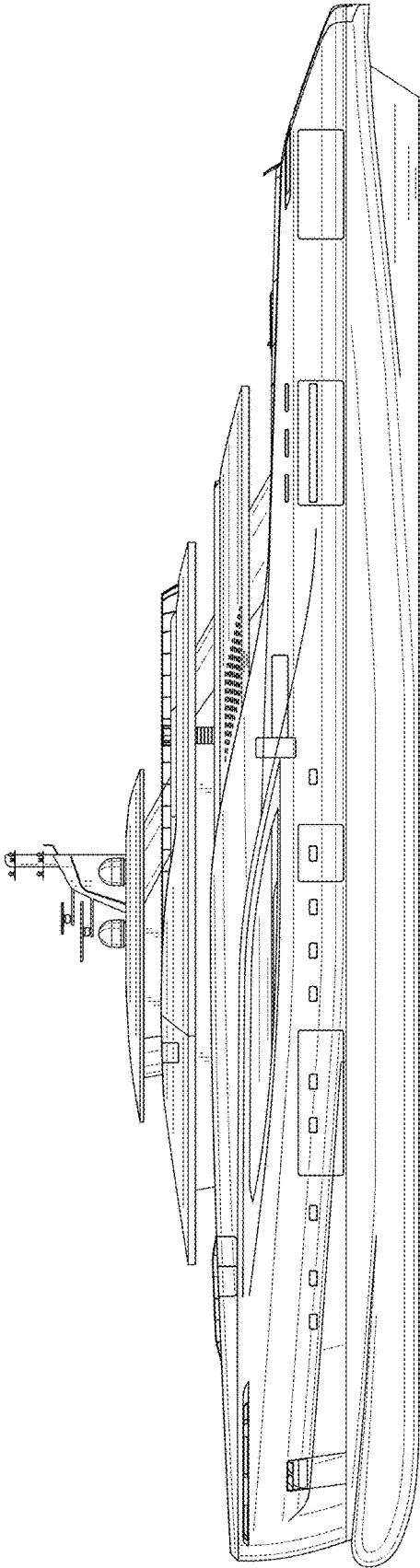
1.3



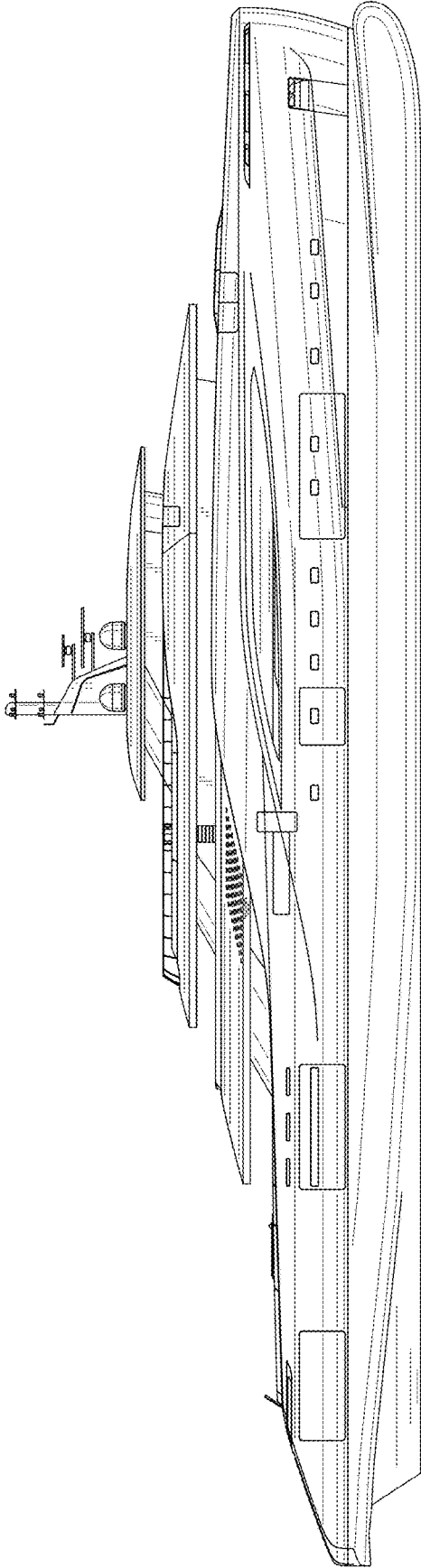
1.4



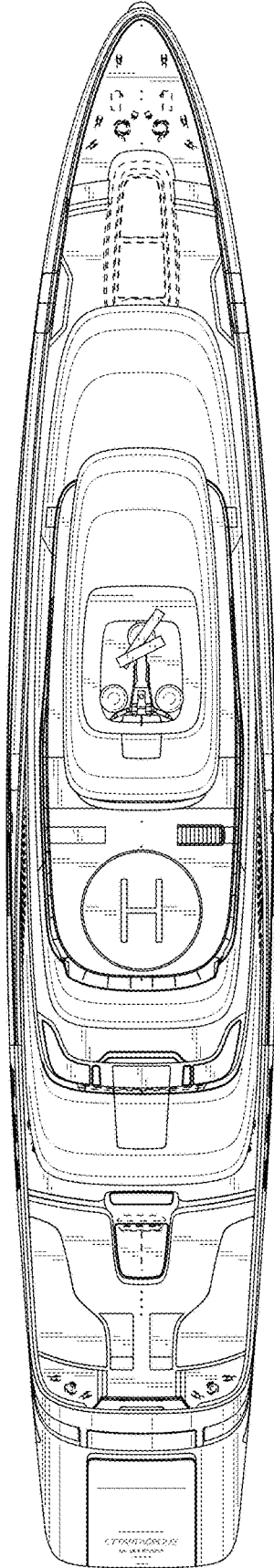
1.5



1.6



1.7



1.8