



US00D763596S

(12) **United States Design Patent**
Goodman et al.

(10) **Patent No.:** **US D763,596 S**

(45) **Date of Patent:** **** Aug. 16, 2016**

(54) **PAPER TOWEL HOLDER**

(71) Applicant: **Spectrum Diversified Designs, Inc.**,
Streetsboro, OH (US)

(72) Inventors: **Sheldon H. Goodman**, Solon, OH (US);
Phaysouk Xayoiphonh, Akron, OH
(US); **Jennifer Case**, Middleburg Hts.,
OH (US)

(73) Assignee: **Spectrum Diversified Designs, LLC**,
Streetsboro, OH (US)

(**) Term: **14 Years**

(21) Appl. No.: **29/507,597**

(22) Filed: **Oct. 29, 2014**

(51) **LOC (10) Cl.** **06-04**

(52) **U.S. Cl.**
USPC **D6/522**

(58) **Field of Classification Search**

USPC D6/522, 518-521; 206/389, 391;
211/13.1, 45, 59.1, 89.01; 242/570,
242/590, 597.7; 248/309.1, 309.2
CPC A47K 10/04; A47K 10/02; A47K 10/10;
A47K 10/3836; A47K 2010/324; B08B 1/006
See application file for complete search history.

(56) **References Cited**

U.S. PATENT DOCUMENTS

D327,598 S * 7/1992 Emery D6/522
D383,343 S * 9/1997 Goodman D6/522
D448,592 S * 10/2001 McBride D6/522
D450,502 S * 11/2001 Goodman D6/522
6,430,759 B1 * 8/2002 Beltran A47K 5/04
211/105.1
D575,973 S * 9/2008 Goodman D6/566

D576,435 S * 9/2008 Snell D6/513
D699,967 S * 2/2014 Goodman D6/522
D723,298 S * 3/2015 Goodman D6/513

* cited by examiner

Primary Examiner — Wan Laymon

Assistant Examiner — Mark Booker

(74) *Attorney, Agent, or Firm* — Benesch, Friedlander,
Coplan & Aronoff LLP

(57) **CLAIM**

What is claimed is the ornamental design for a paper towel holder, as shown and described.

DESCRIPTION

FIG. 1 is a perspective view of a paper towel holder showing a new design;

FIG. 2 is a front view of the paper towel holder of FIG. 1;

FIG. 3 is a rear view of the paper towel holder of FIG. 1;

FIG. 4 is a right side view of the paper towel holder of FIG. 1;

FIG. 5 is a left side view of the paper towel holder of FIG. 1;

FIG. 6 is a top view of the paper towel holder of FIG. 1;

FIG. 7 is a bottom view of the paper towel holder of FIG. 1;

FIG. 8 is a perspective view of another embodiment of the paper towel holder showing a new design;

FIG. 9 is a front view of the paper towel holder of FIG. 8;

FIG. 10 is a rear view of the paper towel holder of FIG. 8;

FIG. 11 is a right side view of the paper towel holder of FIG. 8;

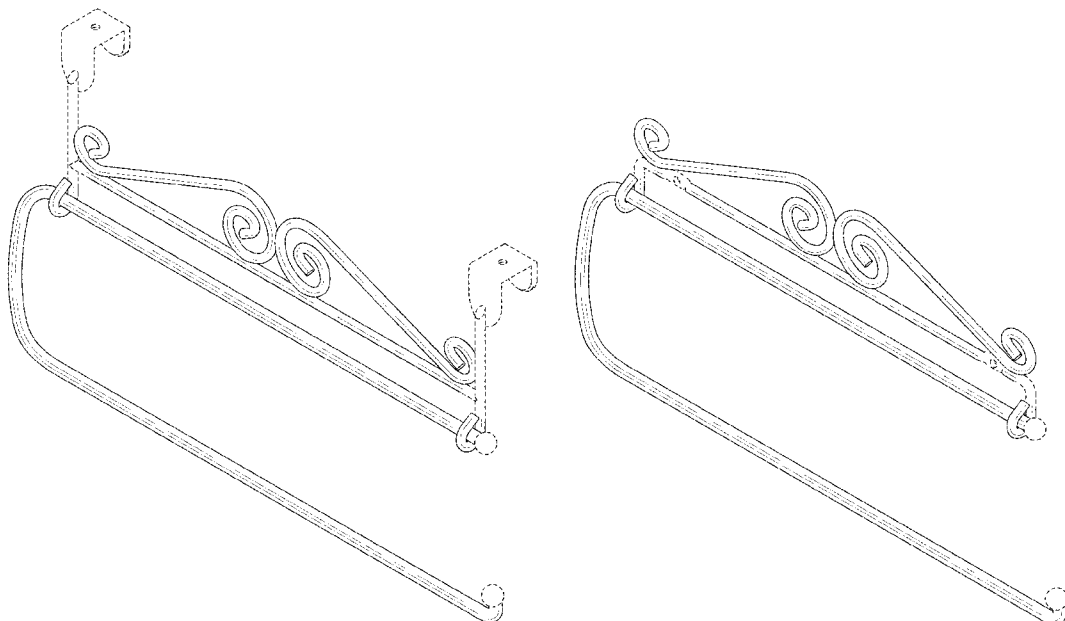
FIG. 12 is a left side view of the paper towel holder of FIG. 8;

FIG. 13 is a top view of the paper towel holder of FIG. 8; and,

FIG. 14 is a bottom view of the paper towel holder of FIG. 8.

The broken lines shown in the figures are included for the purpose of illustrating portions of the paper towel holder and forms no part of the claimed design.

1 Claim, 6 Drawing Sheets



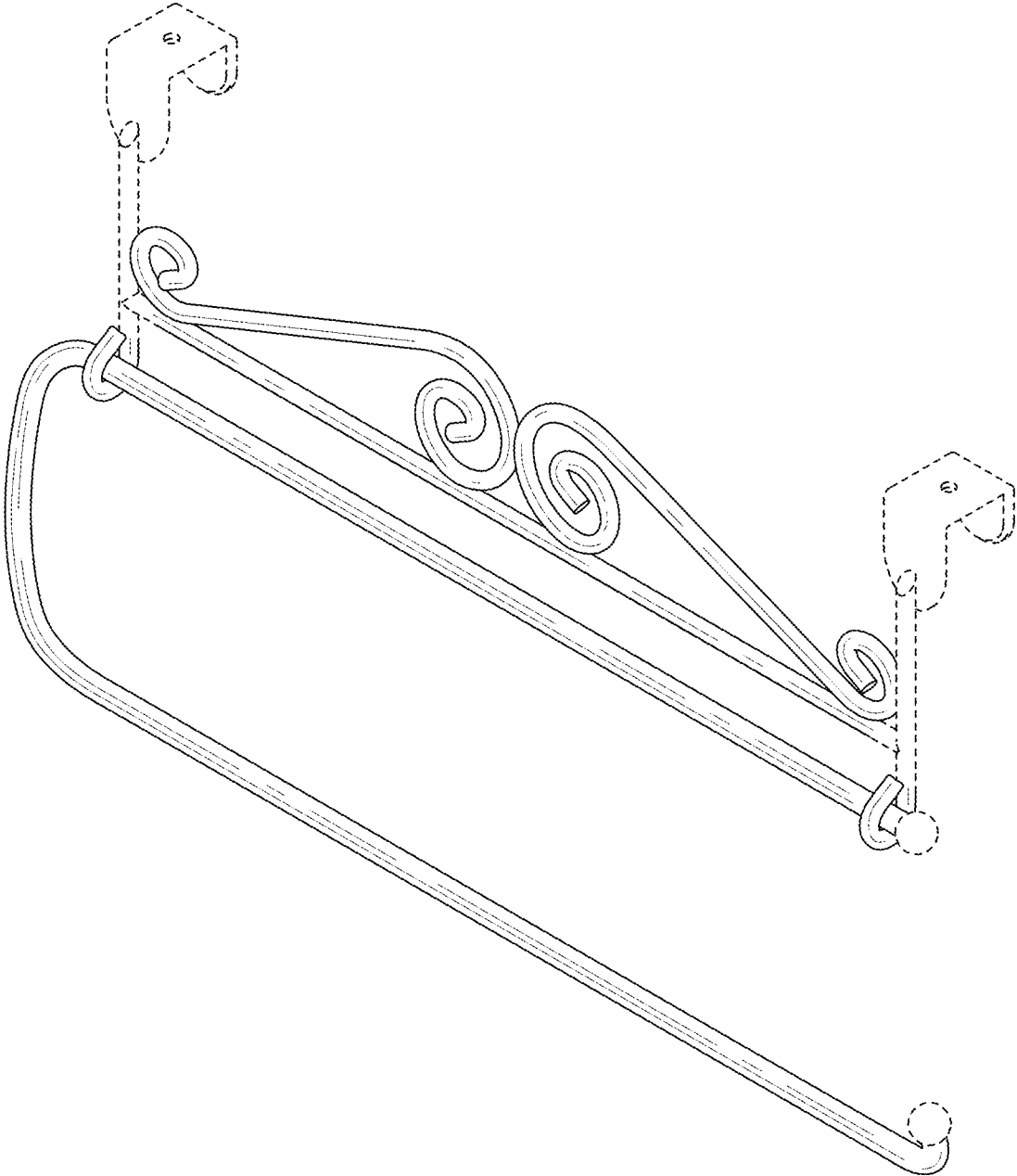


FIG 1




FIG 2




FIG 3

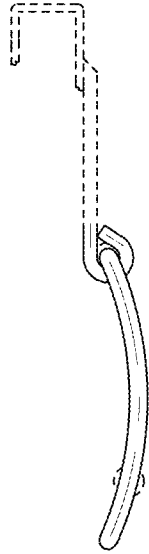


FIG 4

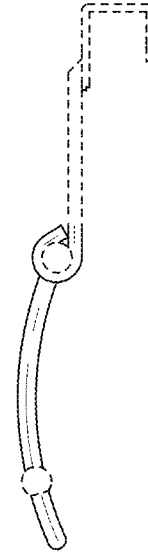


FIG 5

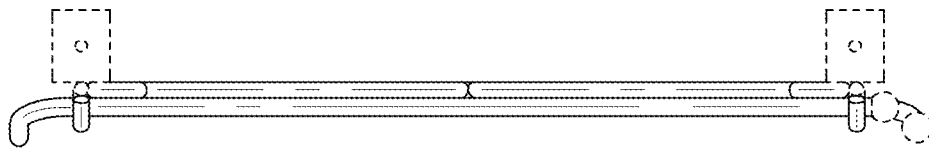


FIG 6

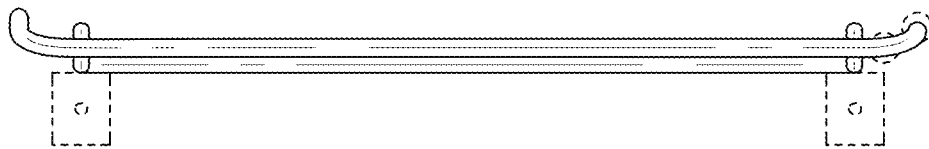


FIG 7

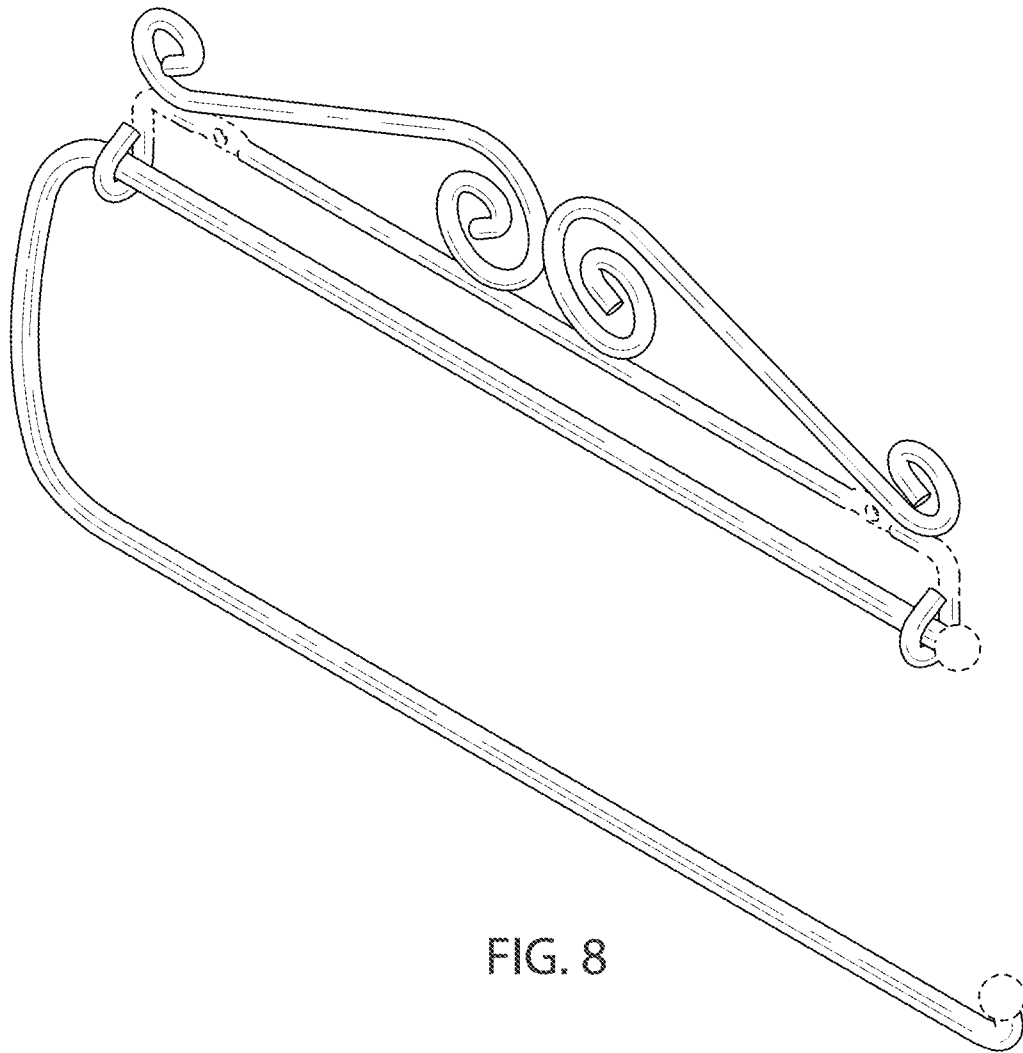


FIG. 8




FIG. 9




FIG. 10



FIG. 11

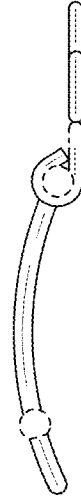


FIG. 12

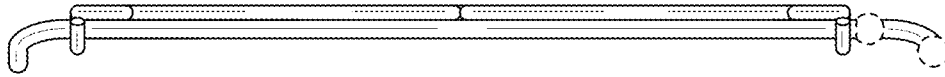


FIG. 13



FIG. 14