



US00D435393S

United States Patent [19]
Jo

[11] **Patent Number:** **Des. 435,393**

[45] **Date of Patent:** **** Dec. 26, 2000**

[54] **COVERED ELECTRIC FRYING PAN**

D. 268,471 4/1983 Gremonprez D7/355
D. 369,272 4/1996 Mendelson et al. D7/360

[75] Inventor: **Jong Yeon Jo**, Inchon, Rep. of Korea

[73] Assignee: **Jae Woo Co., Ltd.**, Inchon, Rep. of Korea

[**] Term: **14 Years**

[21] Appl. No.: **29/114,632**

[22] Filed: **Nov. 29, 1999**

[30] **Foreign Application Priority Data**

May 28, 1999 [KR] Rep. of Korea 99-11665

[51] **LOC (7) Cl.** **07-02**

[52] **U.S. Cl.** **D7/360**

[58] **Field of Search** D7/323, 337, 354-362;
99/324, 325, 339, 341; 220/573.1, 912

[56] **References Cited**

U.S. PATENT DOCUMENTS

D. 267,388 12/1982 Spoeth, Jr. et al. D7/360

Primary Examiner—Caron D. Veynar
Attorney, Agent, or Firm—Ladas and Parry

[57] **CLAIM**

The ornamental design for a covered electric frying pan, as shown.

DESCRIPTION

FIG. 1 is a front/top/right-side perspective view of a covered electric frying pan showing my new design; FIG. 2 is a front elevational view thereof; FIG. 3. is a rear elevational view thereof; FIG. 4 is a left elevational view thereof; FIG. 5 is a right elevational view thereof; FIG. 6 is a top plan view thereof; and, FIG. 7 is a bottom plan view thereof.

1 Claim, 4 Drawing Sheets

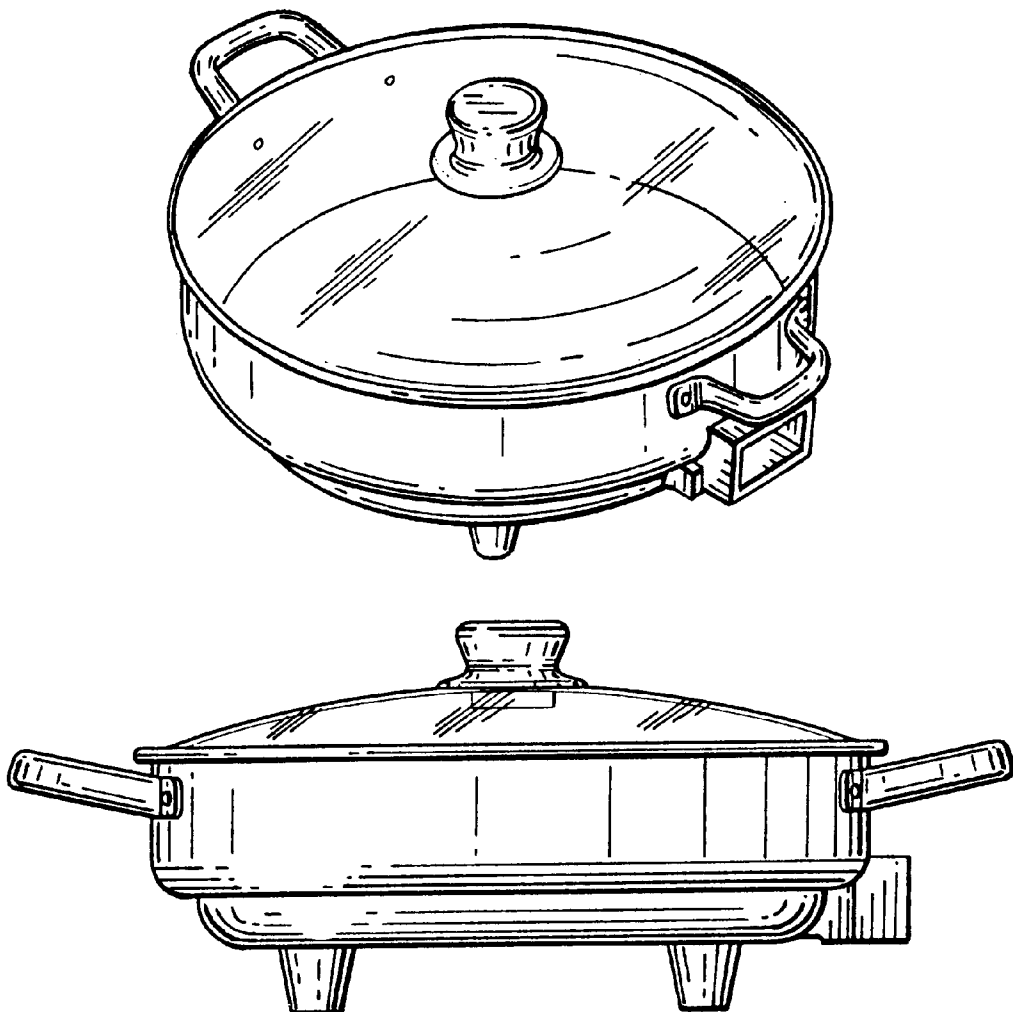


FIG. 1

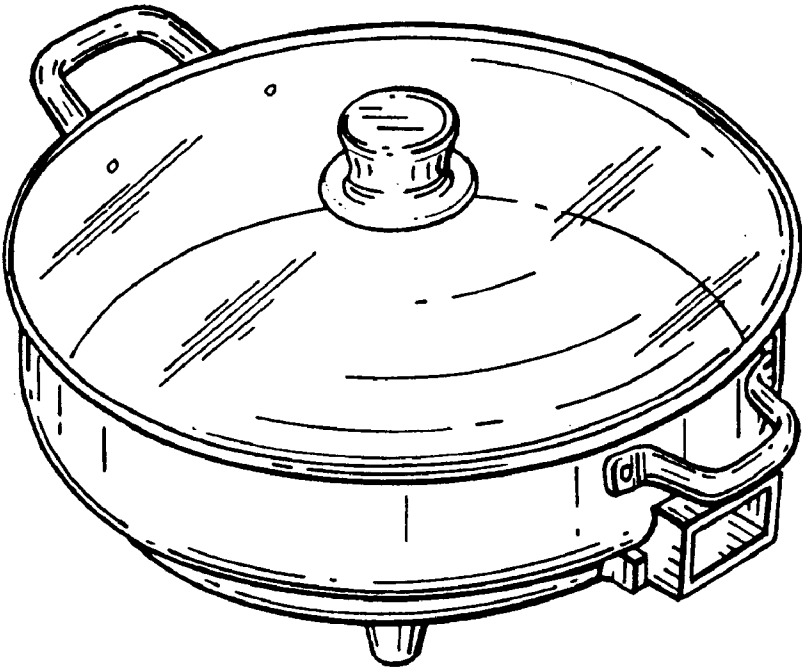


FIG. 2




FIG. 3




FIG. 4




FIG. 5




FIG. 6

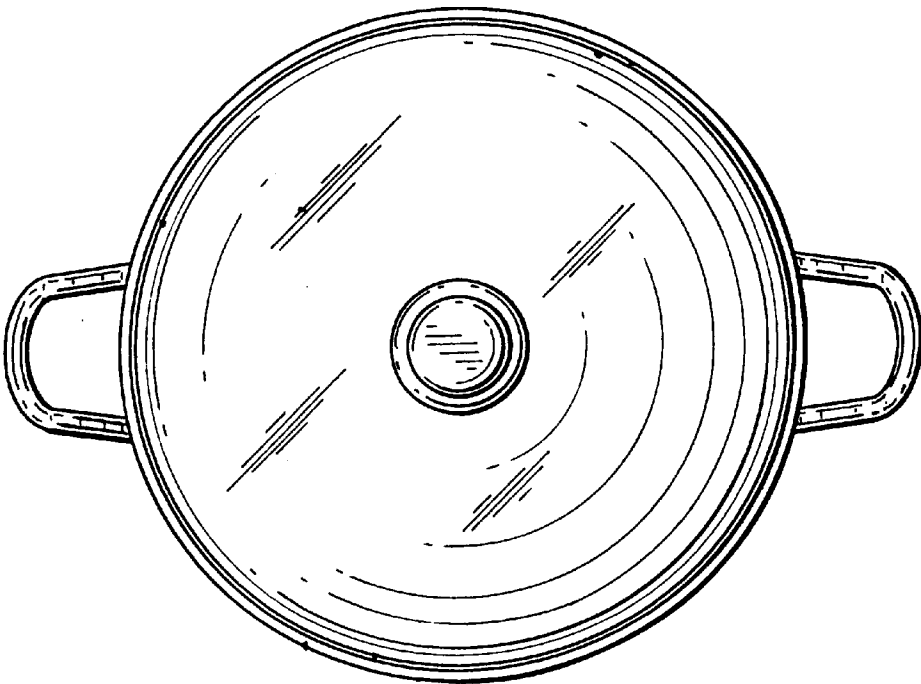


FIG. 7

