



US00D741365S

(12) **United States Design Patent**
Torres et al.

(10) **Patent No.:** **US D741,365 S**

(45) **Date of Patent:** **** Oct. 20, 2015**

- (54) **DISPLAY SCREEN WITH ICON**
- (71) Applicant: **Microsoft Corporation**, Redmond, WA (US)
- (72) Inventors: **Ramiro Torres**, Seattle, WA (US); **Michael I. Guss**, Seattle, WA (US); **Alex Anthony Tursi**, Seattle, WA (US); **Silas Varga**, Seattle, WA (US)
- (73) Assignee: **Microsoft Corporation**, Redmond, WA (US)
- (**) Term: **14 Years**
- (21) Appl. No.: **29/473,421**
- (22) Filed: **Nov. 21, 2013**
- (51) **LOC (10) Cl.** **14-04**
- (52) **U.S. Cl.**
USPC **D14/489**; D14/485; D14/491; D14/492
- (58) **Field of Classification Search**
USPC D14/485-495
CPC G06F 3/01; G06F 3/0481; G06F 3/0482; G06F 3/0483; G06F 3/0484
See application file for complete search history.

D667,432 S *	9/2012	Phelan	D14/491
D667,433 S *	9/2012	Phelan	D14/491
D677,278 S *	3/2013	Wujcik et al.	D14/492
D677,326 S *	3/2013	Gleasant et al.	D18/27
D678,900 S *	3/2013	Gardner	D14/489
D683,363 S *	5/2013	Jung et al.	D14/492
D684,190 S *	6/2013	Ridl et al.	D14/491
D686,234 S *	7/2013	Vassigh et al.	D14/486
D686,247 S *	7/2013	McKinley et al.	D14/492
D687,065 S *	7/2013	Myung et al.	D14/492
D695,308 S *	12/2013	Lee	D14/491
D695,309 S *	12/2013	Lee	D14/491
D705,804 S *	5/2014	Arnold et al.	D14/489
D708,615 S *	7/2014	Delrue et al.	D14/401
D709,088 S *	7/2014	Barcheck et al.	D14/489
D715,835 S *	10/2014	Montgomery et al.	D14/491
D719,186 S *	12/2014	Kim	D14/488
D721,727 S *	1/2015	Koehn et al.	D14/488
D721,732 S *	1/2015	Brinda et al.	D14/492
D722,078 S *	2/2015	Talbot et al.	D14/488
D722,324 S *	2/2015	Florence et al.	D14/488
2012/0240083 A1 *	9/2012	Song et al.	715/839
2014/0024456 A1 *	1/2014	Ashley et al.	463/37
2014/0250390 A1 *	9/2014	Holmes et al.	715/760

* cited by examiner

Primary Examiner — Cathron Brooks

Assistant Examiner — Daniel J Domino

(74) *Attorney, Agent, or Firm* — Banner & Witcoff, Ltd.

(57) **CLAIM**

The ornamental design for a display screen with icon, as shown and described.

DESCRIPTION

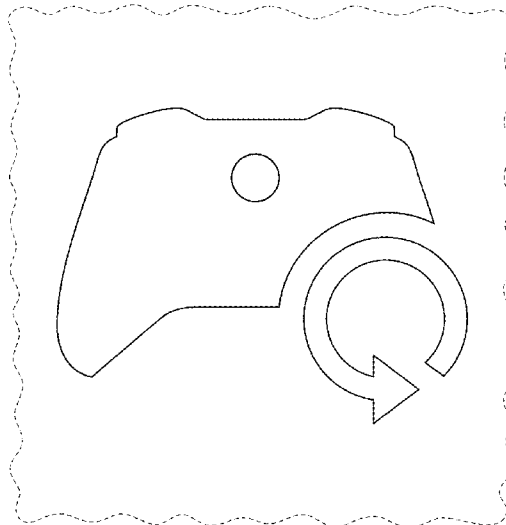
FIG. 1 is a front view of a display screen with icon showing the new design; and,
FIG. 2 is a front view of a display screen with icon showing an alternative embodiment of the new design.
The broken lines illustrate a portion of a display screen, and form no part of the claimed design.

1 Claim, 2 Drawing Sheets

(56) **References Cited**

U.S. PATENT DOCUMENTS

D453,767 S *	2/2002	Istvan et al.	D14/486
D522,011 S *	5/2006	Hayes et al.	D14/454
D535,999 S *	1/2007	Armstrong et al.	D14/489
D553,148 S *	10/2007	Nijjima	D14/491
D558,222 S *	12/2007	Armstrong et al.	D14/492
D568,335 S *	5/2008	Armstrong et al.	D14/489
D569,388 S *	5/2008	Armstrong et al.	D14/489
D606,091 S *	12/2009	O'Donnell et al.	D14/489
D645,470 S *	9/2011	Matas	D14/489
D650,795 S *	12/2011	Koehn	D14/492
D665,415 S *	8/2012	Gardner	D14/489



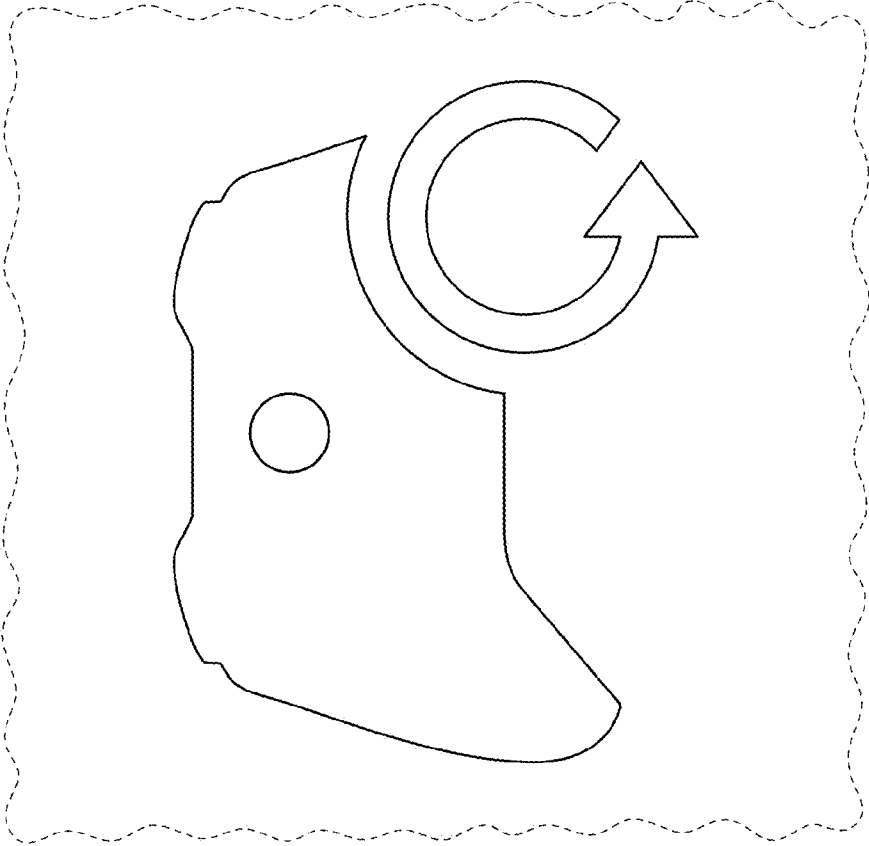


FIG. 1




FIG. 2