



US00D342497S

United States Patent [19]

[11] Patent Number: **Des. 342,497**

Saito et al.

[45] Date of Patent: **** Dec. 21, 1993**

[54] TELEVISION SET

[75] Inventors: **Tomitaro Saito; Yasushi Fukuda**, both of Tochigi, Japan

[73] Assignee: **Sharp Kabushiki Kaisha**, Osaka, Japan

[**] Term: **14 Years**

[21] Appl. No.: **877,707**

[22] Filed: **May 4, 1992**

[30] **Foreign Application Priority Data**

Dec. 20, 1991 [JP] Japan 3-38642

[52] U.S. Cl. **D14/126**

[58] Field of Search D14/124-134, D14/299; 358/60, 237-239, 254-255; 312/7.2

[56] **References Cited**

U.S. PATENT DOCUMENTS

D. 290,359 6/1987 Inoue et al. D14/126

D. 311,530	10/1990	Kurozumi et al.	D14/126
D. 317,598	6/1991	Park	D14/126
D. 317,603	6/1991	Kawanabe	D14/133
D. 319,437	8/1991	Kurozumi et al.	D14/126
D. 335,665	5/1993	Althans et al.	D14/126

Primary Examiner—Theodore M. Shooman
Attorney, Agent, or Firm—Nixon & Vanderhye

[57] **CLAIM**

The ornamental design for a television set, as shown and described.

DESCRIPTION

FIG. 1 is a top, front and right side perspective view of a television set according to the present design; FIG. 2 is a top plan view thereof; FIG. 3 is a front elevational view thereof; FIG. 4 is a right side elevational view thereof; FIG. 5 is a rear elevational view thereof; FIG. 6 is a left side elevational view thereof; and, FIG. 7 is a bottom plan view thereof.

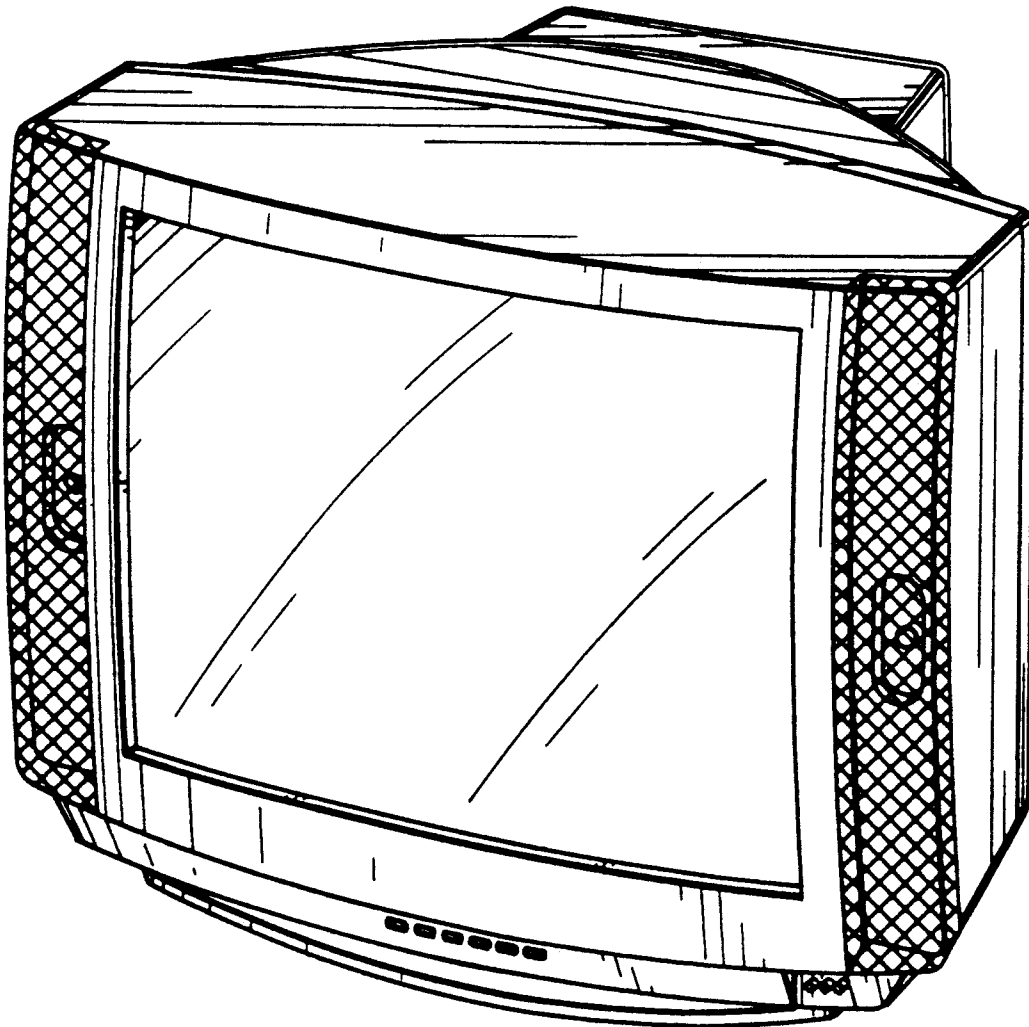


FIG. 1

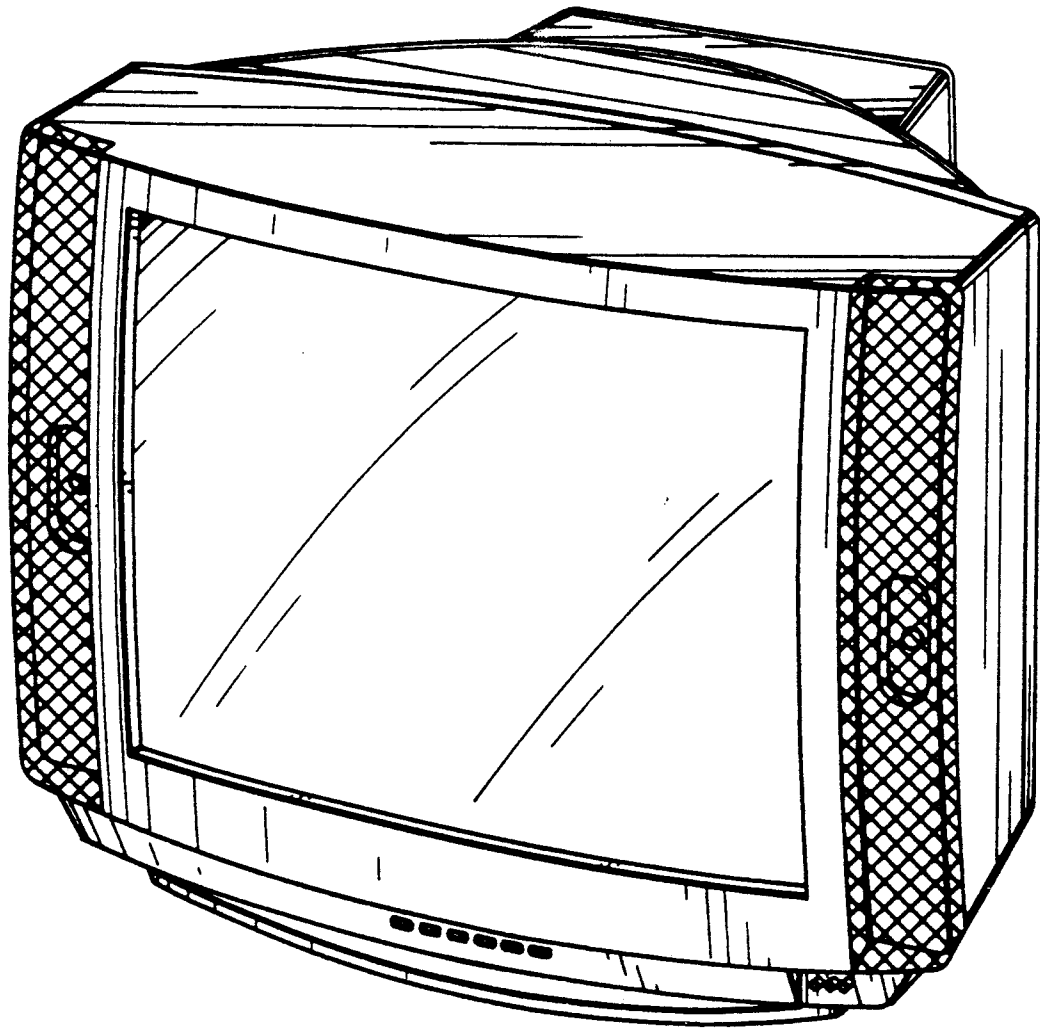


FIG. 2

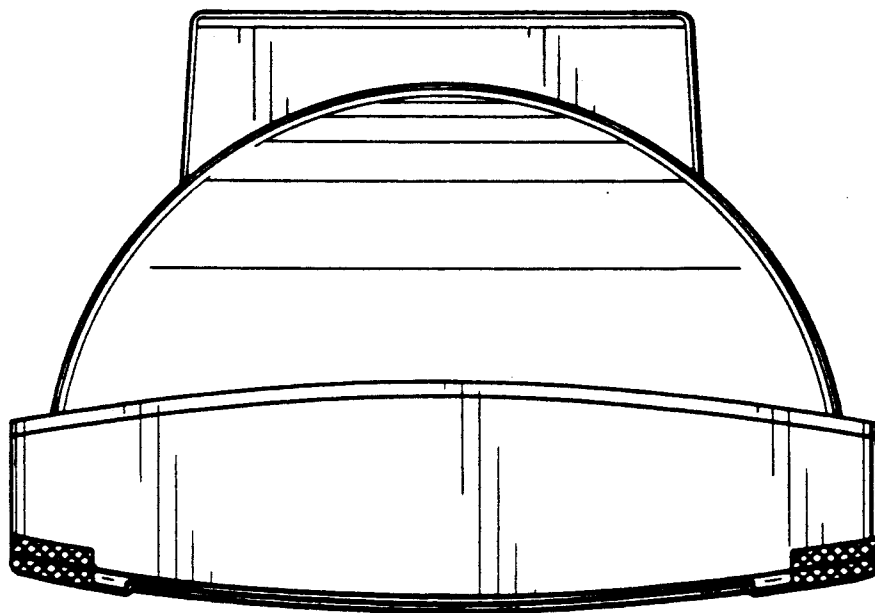


FIG. 3

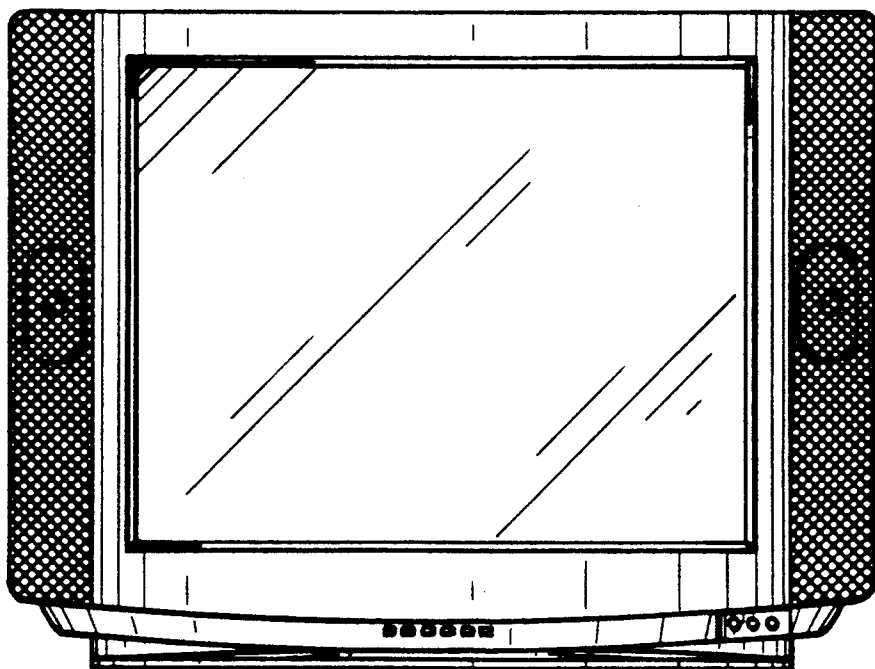


FIG. 4

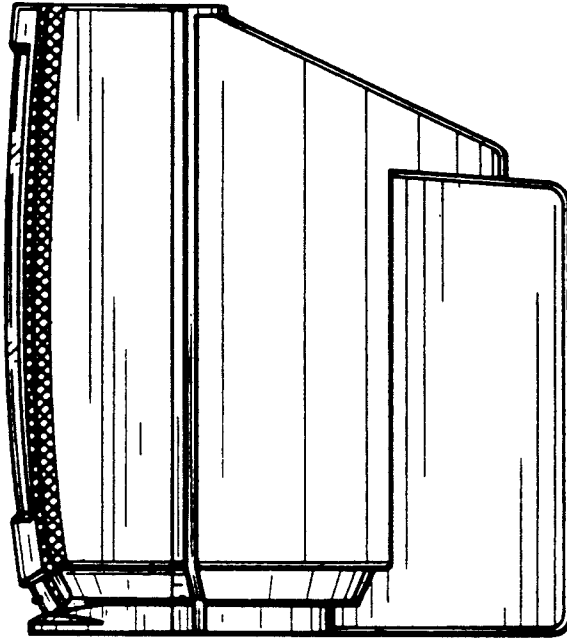


FIG. 5

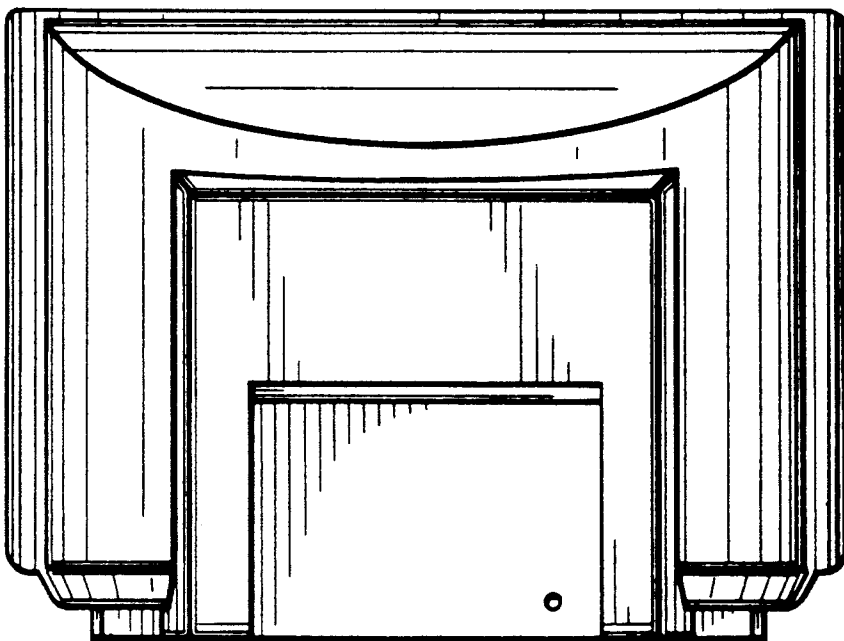


FIG. 6

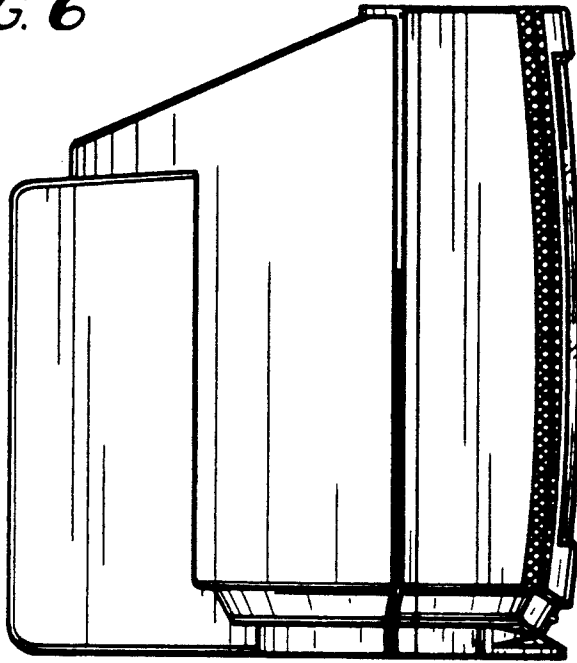


FIG. 7

