



US00D656389S

(12) **United States Design Patent**
Goodman et al.

(10) **Patent No.:** **US D656,389 S**

(45) **Date of Patent:** **** Mar. 27, 2012**

(54) **FLOWER HOOK**

(75) Inventors: **Sheldon H. Goodman**, Solon, OH (US);
Omer I. Sazir, Brooklyn, NY (US)

(73) Assignee: **Spectrum Diversified Designs, Inc.**,
Streetsboro, OH (US)

(**) Term: **14 Years**

(21) Appl. No.: **29/391,683**

(22) Filed: **May 12, 2011**

Related U.S. Application Data

(62) Division of application No. 29/379,410, filed on Nov. 19, 2010, now Pat. No. Des. 641,230, which is a division of application No. 29/366,419, filed on Jul. 24, 2010, now Pat. No. Des. 631,334.

(51) **LOC (9) Cl.** **08-05**

(52) **U.S. Cl.** **D8/367**

(58) **Field of Classification Search** D8/356,
D8/354, 349, 359, 358; 174/135; 248/89,
248/75; 385/135, 134, 60, 62; 52/220.1,
52/74.1; D13/156; D19/34; D32/31; D29/129;
222/113; 29/426.5; 446/372, 385; 15/323;
206/373; 220/735

See application file for complete search history.

(56) **References Cited**

U.S. PATENT DOCUMENTS

D27,963 S	12/1897	Walker	
D28,028 S	12/1897	Walker	
D33,497 S	11/1900	Williams	
D150,697 S	8/1948	Judd	
D152,598 S	2/1949	Cronen	
D152,599 S	2/1949	Cronen	
D204,743 S *	5/1966	Rhoadew	D8/305
D206,587 S	1/1967	Nathanson	
D216,670 S *	3/1970	Fox	D8/305
3,764,453 A *	10/1973	Ropiequet et al.	428/66.5
D236,323 S *	8/1975	Johnsen et al.	D8/367
D323,285 S *	1/1992	Thomson	D8/372
D331,855 S	12/1992	Kaplan	
D342,889 S *	1/1994	Adams	D8/367

D397,568 S	9/1998	Jonas	
D424,351 S	5/2000	Hill	
D427,892 S	7/2000	Walters-Dowding et al.	
D436,517 S	1/2001	Barry	
D438,714 S	3/2001	Osborne	
D441,966 S	5/2001	Lai	
D444,377 S	7/2001	Harvey	
D446,658 S	8/2001	Osborne	
D447,680 S	9/2001	Kelleghan	
D464,252 S *	10/2002	Jones	D8/363
D467,791 S	12/2002	Goodman et al.	
D468,624 S	1/2003	Goodman et al.	
D468,949 S	1/2003	Howard	
D470,621 S *	2/2003	Cheng	D26/127
D473,454 S	4/2003	Goodman et al.	
D477,526 S	7/2003	Goodman et al.	

(Continued)

Primary Examiner — Cynthia Underwood

(74) *Attorney, Agent, or Firm* — Pearne & Gordon LLP


(57) **CLAIM**

The ornamental design for a flower hook, as shown and described.

DESCRIPTION

FIG. 1 is a perspective view of an over-the-door flower design hook rack showing our new design;
 FIG. 2 is a top plan view thereof;
 FIG. 3 is a front elevational view thereof;
 FIG. 4 is a bottom plan view thereof;
 FIG. 5 is a right side elevational view thereof, the left side elevational view being a mirror image;
 FIG. 6 is a rear elevational view thereof;
 FIG. 7 is an alternate environmental view of the design shown in FIG. 1;
 FIG. 8 is a top plan view thereof;
 FIG. 9 is a front elevational view thereof;
 FIG. 10 is a bottom plan view thereof;
 FIG. 11 is a right side elevational view thereof, the left side elevational view being a mirror image; and,
 FIG. 12 is a rear elevational view thereof.
 The dotted-line showing in the drawings illustrates environmental matter and forms no part of the claimed design.

1 Claim, 6 Drawing Sheets



US D656,389 S

Page 2

U.S. PATENT DOCUMENTS							
D478,450	S	8/2003	Howard	D557,120	S	12/2007	Snell
D481,928	S	11/2003	Goodman et al.	D576,021	S	9/2008	Goodman et al.
D482,600	S	11/2003	Dretzka	D587,936	S	3/2009	Johnson
D492,581	S	7/2004	Fahy et al.	D590,577	S	4/2009	Bruno
D509,165	S *	9/2005	Deloye D11/157	D600,224	S	9/2009	Lanktree
D551,785	S *	9/2007	Montgomery D26/26	D608,579	S	1/2010	Goodman et al.
D555,366	S	11/2007	Goodman et al.	7,972,100	B2 *	7/2011	Horvath et al. 411/400
D556,823	S *	12/2007	Lombard D19/6				

* cited by examiner

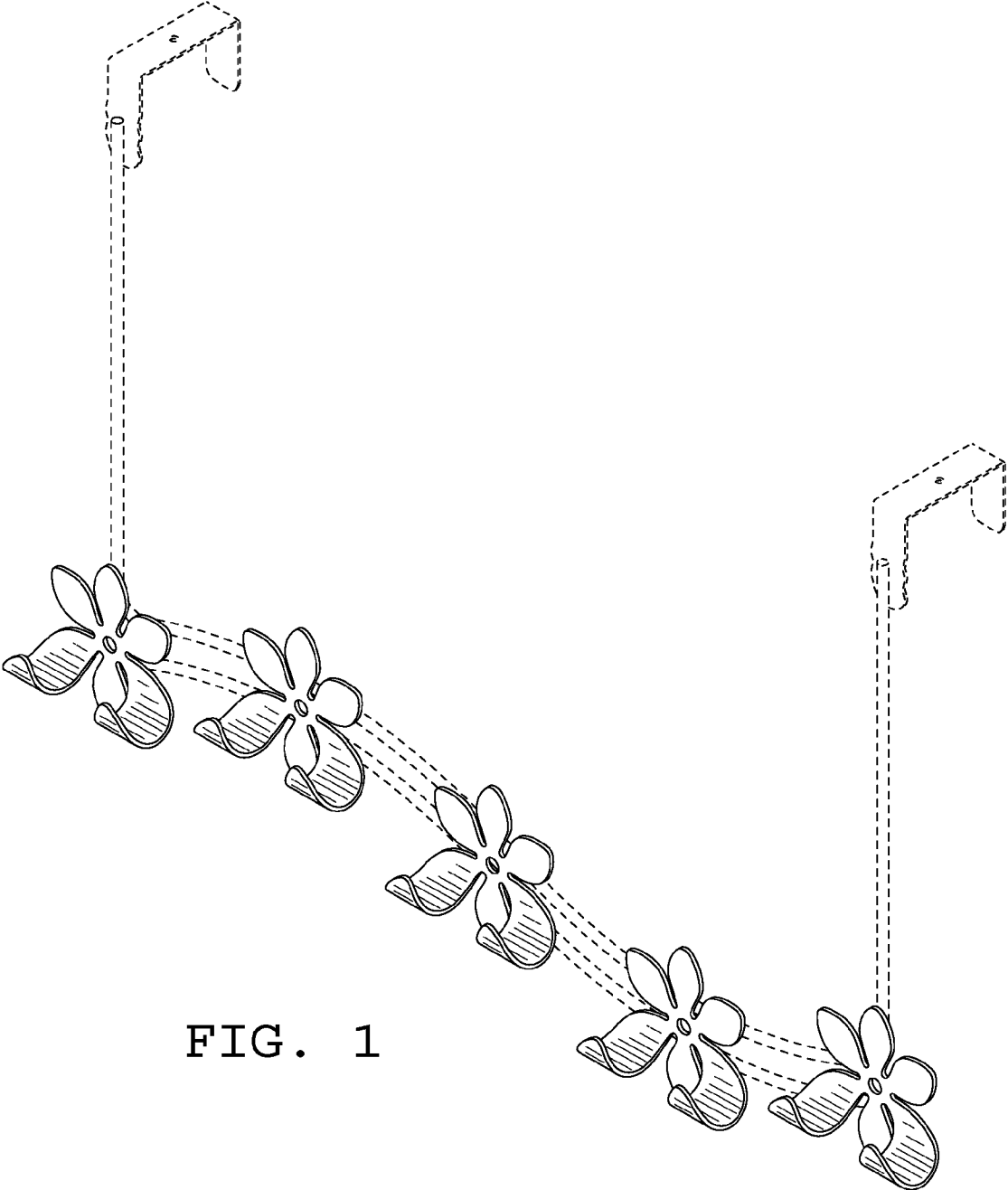


FIG. 1

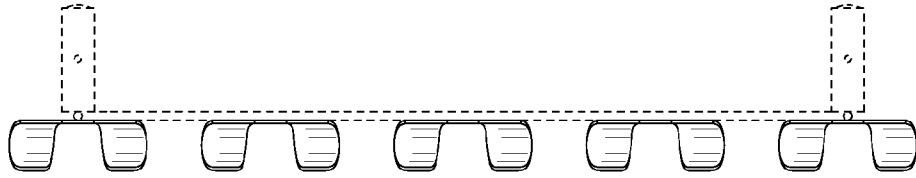


FIG. 2




FIG. 3

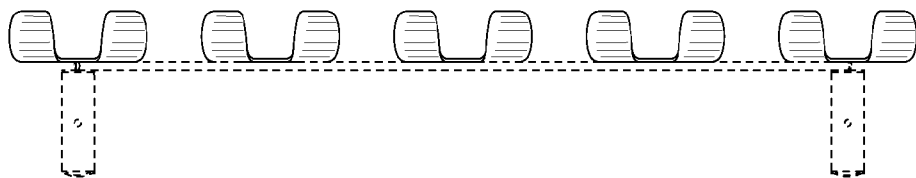


FIG. 4

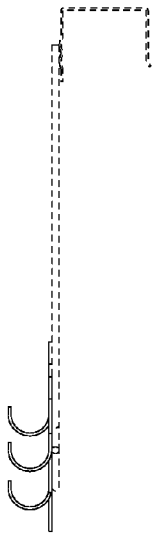


FIG. 5




FIG. 6

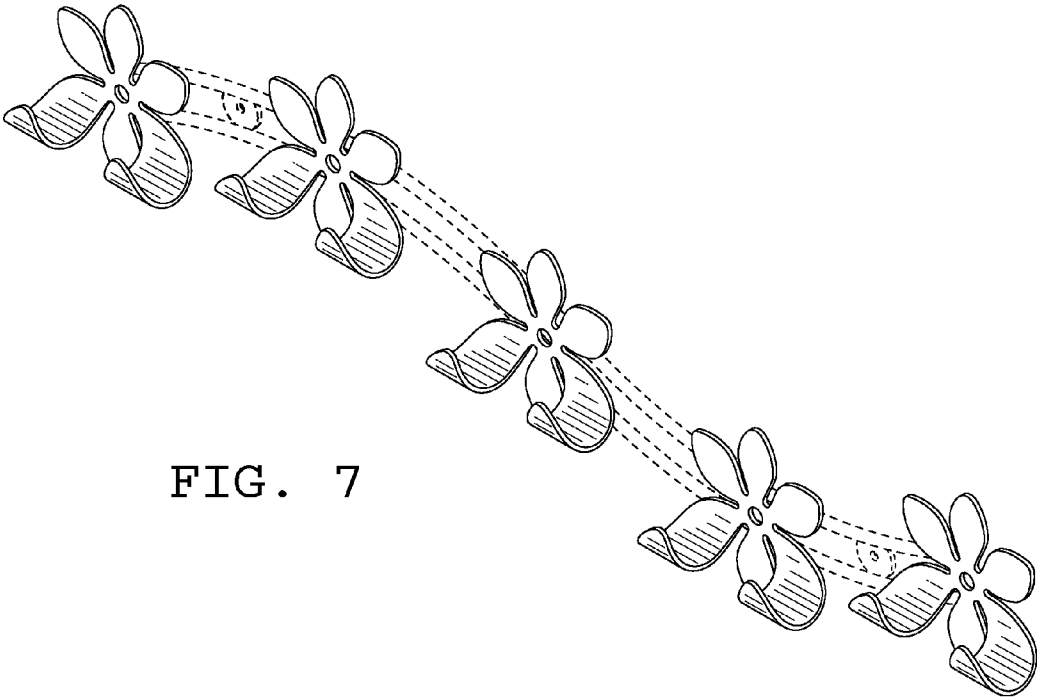


FIG. 7

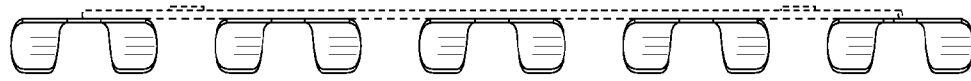


FIG. 8

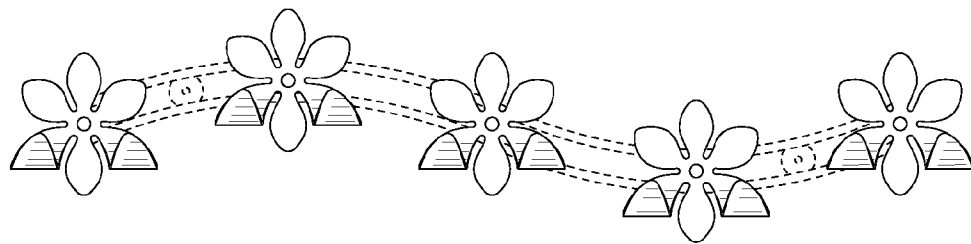


FIG. 9

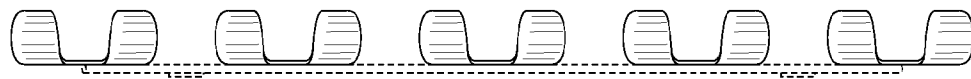


FIG. 10

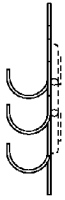


FIG. 11

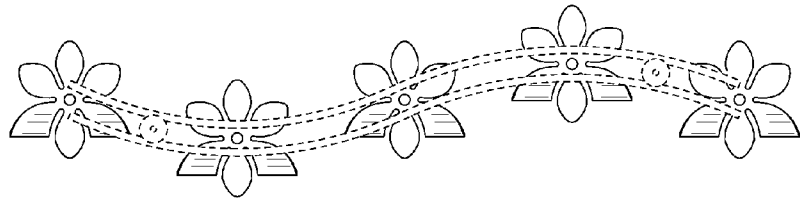


FIG. 12