



US00D409869S

United States Patent [19]
Marusak

[11] **Patent Number: Des. 409,869**
[45] **Date of Patent: ** May 18, 1999**

- [54] **VENETIAN BLIND SLAT**
- [75] Inventor: **Thomas J. Marusak**, Loudonville, N.Y.
- [73] Assignee: **Comfortex Corporation**, Watervliet, N.Y.
- [**] Term: **14 Years**
- [21] Appl. No.: **29/068,199**
- [22] Filed: **Mar. 19, 1997**
- [51] **LOC (6) Cl.** **06-10**
- [52] **U.S. Cl.** **D6/577**
- [58] **Field of Search** D6/575, 577, 578, D6/580; 49/74.1; 160/168.1, 173, 176.1, 178.3, 236, 296, 900, 107, 113, 130, 242, DIG. 7, 166.1

[56] **References Cited**

U.S. PATENT DOCUMENTS

D. 355,092	2/1995	Swopes	D6/580
D. 366,174	1/1996	Knuteson	D6/580
1,340,252	5/1920	Rasmussen	49/74.1
2,068,977	1/1937	Dodge	.	
2,229,225	1/1941	Schneider	.	
2,620,869	12/1952	Friedman	160/236
4,519,435	5/1985	Stier	160/166.1
4,818,590	4/1989	Prince	.	
5,119,871	6/1992	Schwaegerle	.	

5,121,785 6/1992 Ohsumi .
5,165,459 11/1992 Gaber .

Primary Examiner—Freda Nunn
Attorney, Agent, or Firm—Rader, Fishman & Grauer PLLC

[57] **CLAIM**

The ornamental design for a venetian blind slat, as shown and described.

DESCRIPTION

FIG. 1 is a perspective view of the venetian blind slat of the present invention, shown broken away to indicate indeterminate length;

FIG. 2 is a top view of the first embodiment of the design of the present invention;

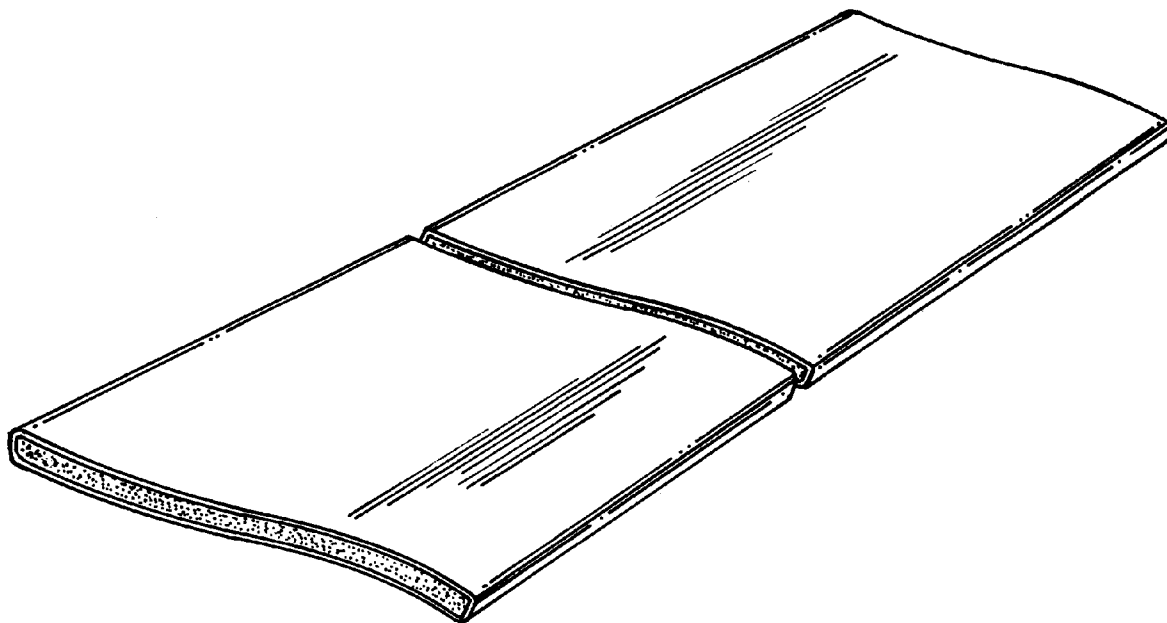
FIG. 3 is a left side elevational view of the first embodiment of the design of the present invention, the opposite side being a mirror image;

FIG. 4 is a front view of the first embodiment of the design of the present invention;

FIG. 5 is a perspective view of the second embodiment of the design of the present invention as viewed from either side, the undisclosed views are flat and unornamented; and, FIG. 6 is a perspective view of the third embodiment of the design of the present invention as viewed from either side, the undisclosed views are flat and unornamented.

The undisclosed bottom and rear views of the first embodiment form no part of the claimed design.

1 Claim, 1 Drawing Sheet



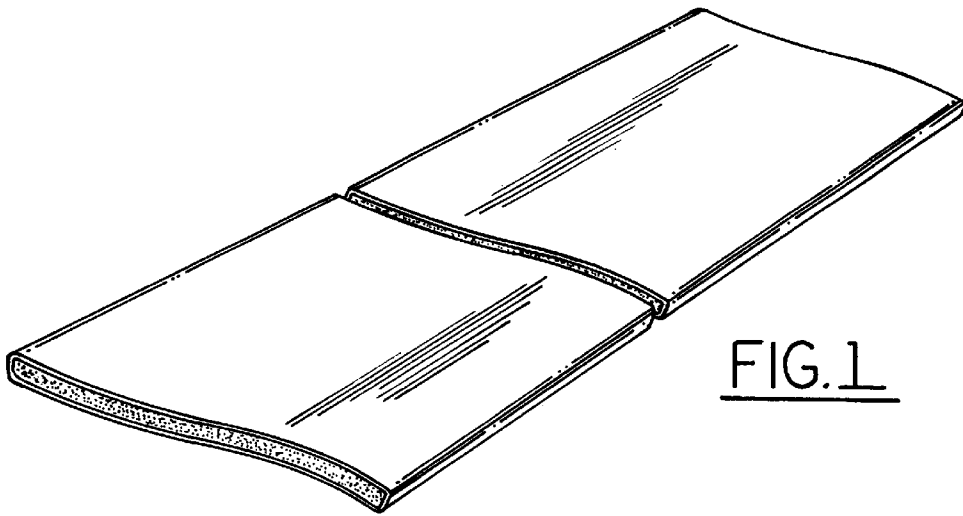


FIG. 1



FIG. 3

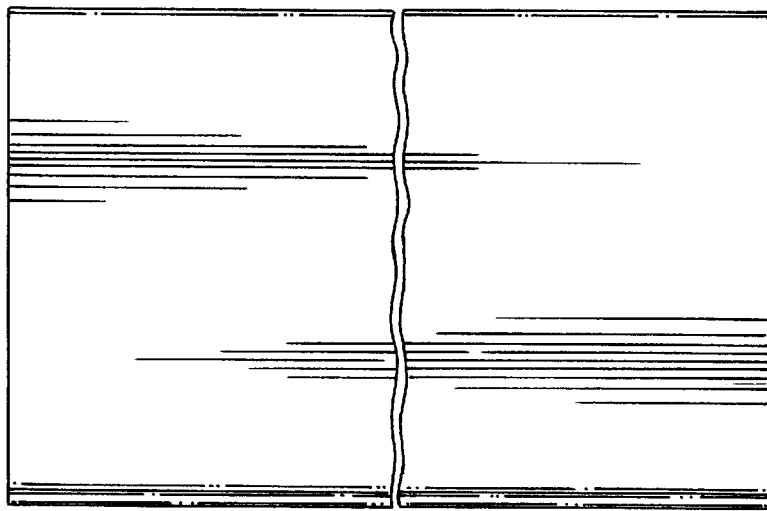


FIG. 2




FIG. 4




FIG. 5

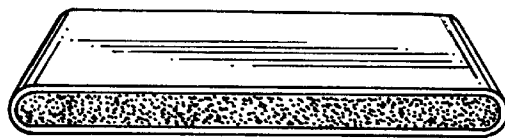


FIG. 6