



US00D347512S

United States Patent [19]

[11] Patent Number: **Des. 347,512**

Yoshikawa

[45] Date of Patent: **** May 31, 1994**

[54] **BASKET**

[75] Inventor: **Toshimichi Yoshikawa, Kita Katsuragi, Japan**

[73] Assignee: **Kabushiki Kaisha Yoshikawa Kuni Kogyosho, Nara, Japan**

[**] Term: **14 Years**

[21] Appl. No.: **935,744**

[22] Filed: **Aug. 27, 1992**

[30] **Foreign Application Priority Data**

May 15, 1992 [JP] Japan 4-14211

[52] U.S. Cl. **D3/304; D34/1**

[58] Field of Search D6/462, 465; 206/503, 206/203, 513, 518, 505, 506, 557, 44 K, 44 R; D9/424, 418; 220/485, 486, 494, 495, 553, 554, 555, 675, 94 R, 908; 229/914; 217/122-125; D34/40-46, 1, 4, 6, 17, 21; D32/36, 37, 53, 55; D11/143, 152, 155

[56] **References Cited**

U.S. PATENT DOCUMENTS

D. 57,535	4/1921	Loewenberg	D34/42
D. 292,634	11/1987	Chabot	D34/43
D. 300,488	4/1989	Yoshikawa	D6/465
D. 301,076	5/1989	Yoshikawa	D34/21
D. 301,786	6/1989	Yoshikawa	D34/1
D. 301,787	6/1989	Yoshikawa	D34/1
D. 302,066	7/1989	Yoshikawa	D34/40
D. 302,067	7/1989	Yoshikawa	D34/40
D. 302,069	7/1989	Yoshikawa	D34/40
D. 303,444	9/1989	Yoshikawa	D34/21
D. 304,252	10/1989	Ferguson	D32/37

D. 305,174	12/1989	Yoshikawa	D34/40
D. 305,271	12/1989	Yoshikawa	D34/40
D. 305,273	12/1989	Yoshikawa	D34/42
D. 305,274	12/1989	Yoshikawa	D34/40
D. 305,470	1/1990	Yoshikawa	D34/40
D. 305,471	1/1990	Yoshikawa	D34/40
D. 305,472	1/1990	Yoshikawa	D34/42
D. 305,473	1/1990	Yoshikawa	D34/42
D. 307,348	4/1990	Yoshikawa	D34/40
D. 330,963	11/1992	Hampshire	D34/40
3,047,185	7/1962	Lewis	D34/1 X
3,861,581	1/1975	Sellors	229/117
4,770,300	9/1988	Klein	206/506

OTHER PUBLICATIONS

Skalny Quality Baskets, Jan. 1966, p. 15 item #7035/1-2 and 5124/1.

Primary Examiner—Prabhakar G. Deshmukh
Attorney, Agent, or Firm—Stevens, Davis, Miller & Mosher

CLAIM

[57] The ornamental design for a basket, as shown and described.

DESCRIPTION

FIG. 1 is a front, top and left-side perspective view of a basket showing my new design;
FIG. 2 is a front elevational view;
FIG. 3 is a rear elevational view;
FIG. 4 is a right side elevational view;
FIG. 5 is a top plan view;
FIG. 6 is a bottom plan view thereof; and,
FIG. 7 is a back, top and right-side perspective view of a basket showing my new design.
The left side view is a mirror image of the right side view.

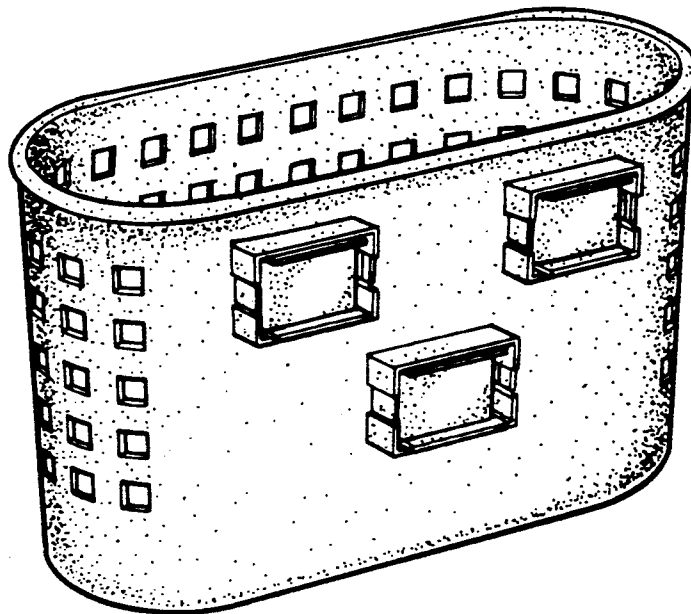


FIG. 1

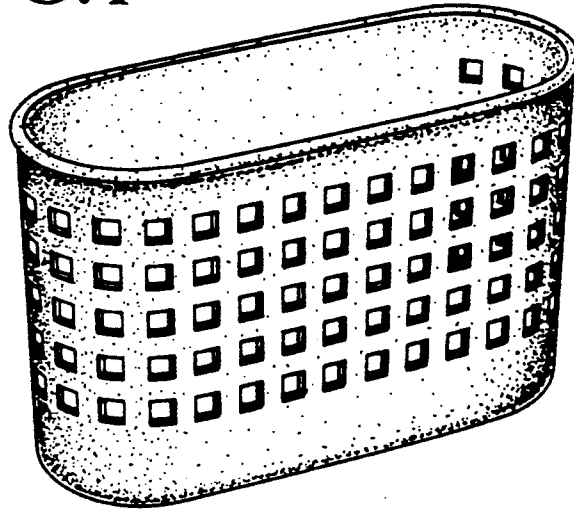


FIG. 2




FIG. 3

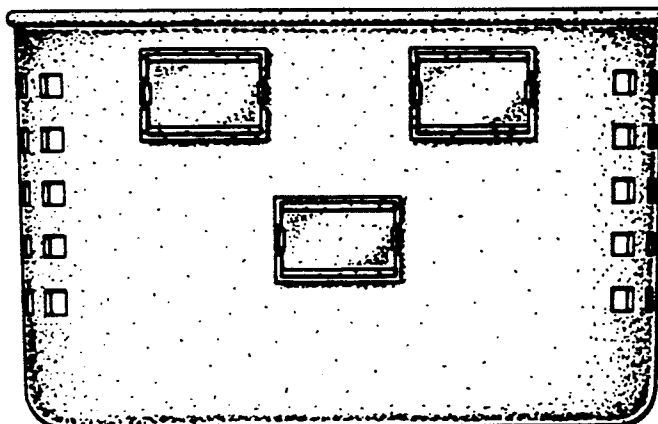


FIG.4




FIG.5





FIG.6



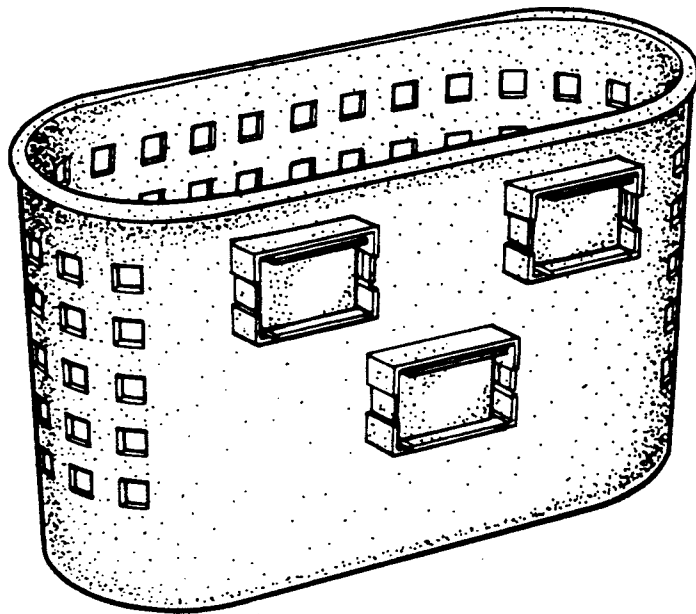


FIG. 7