



US00D418409S

United States Patent [19]
Hampshire

[11] **Patent Number: Des. 418,409**
[45] **Date of Patent: ** Jan. 4, 2000**

[54] **WAVE BOX**

[75] Inventor: **James Hampshire**, Solon, Ohio

[73] Assignee: **InterDesign, Inc.**, Solon, Ohio

[**] Term: **14 Years**

[21] Appl. No.: **29/082,476**

[22] Filed: **Jan. 23, 1998**

[51] **LOC (7) Cl.** **09-07**

[52] **U.S. Cl.** **D9/424; D9/428**

[58] **Field of Search** D9/414, 428, 429,
D9/337, 424, 513, 516, 549; D7/608, 610,
612, 629, 602; 229/4.5, 406, 116.1, 116.5;
206/457, 303; 220/4.21, 4.24, 4.25, 8, 376,
380

[56] **References Cited**

U.S. PATENT DOCUMENTS

- D. 346,961 5/1994 Kupperman D9/424 X
- D. 391,762 3/1998 Ahren, Jr. D9/424 X
- D. 393,420 4/1998 Hsu D9/424

- 779,208 1/1905 Donley 229/5.5
- 3,776,413 12/1973 Myers 229/116.1 X
- 5,265,749 11/1993 Zutler 220/4.24
- 5,332,146 7/1994 Brauner et al. 229/116.1

OTHER PUBLICATIONS

H. Barrow Co. Inc., *Low Stone Jars*, p. 148, 1947.

Primary Examiner—Prabhakar Deshmukh
Attorney, Agent, or Firm—D Peter Hochberg

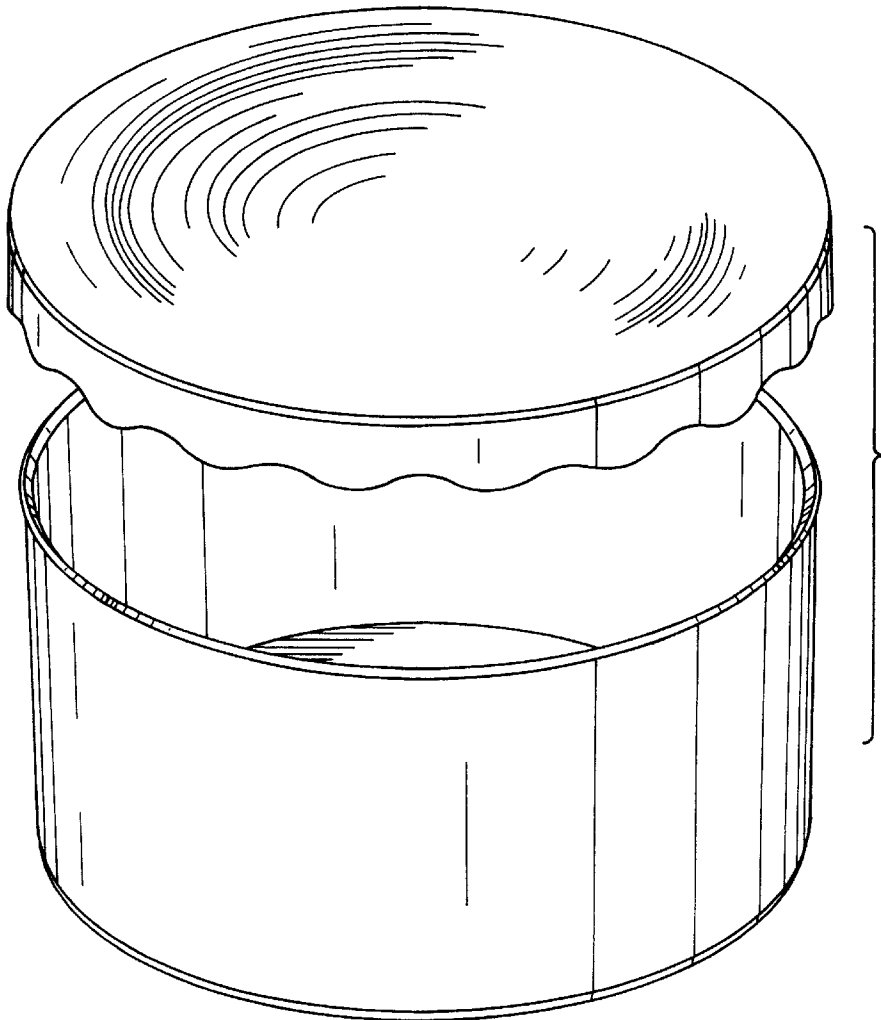
[57] **CLAIM**

The ornamental design for a wave box, as shown and described.

DESCRIPTION

FIG. 1 is a perspective view of a wave box showing my new design;
FIG. 2 is a side view thereof;
FIG. 3 is a bottom plan view thereof;
FIG. 4 is an exploded perspective view thereof; and,
FIG. 5 is an enlarged scale partial sectional elevational view thereof; taken along line 5—5 of FIG. 2.

1 Claim, 4 Drawing Sheets



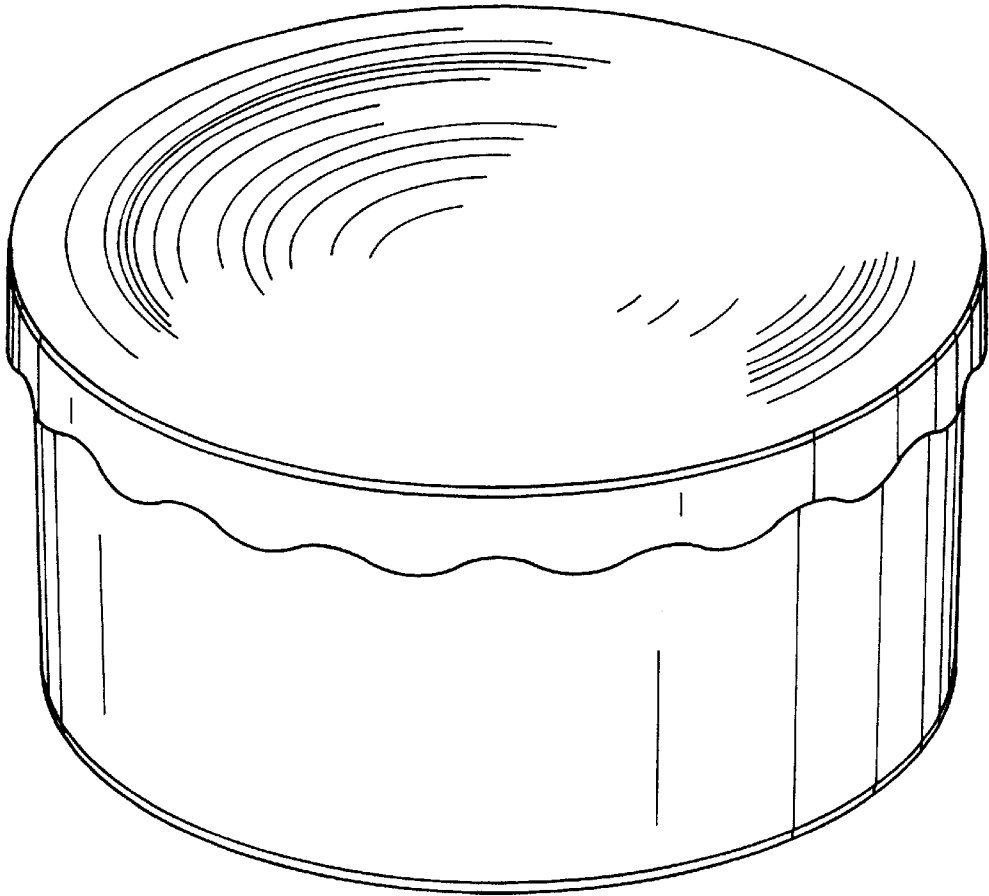


FIG. 1

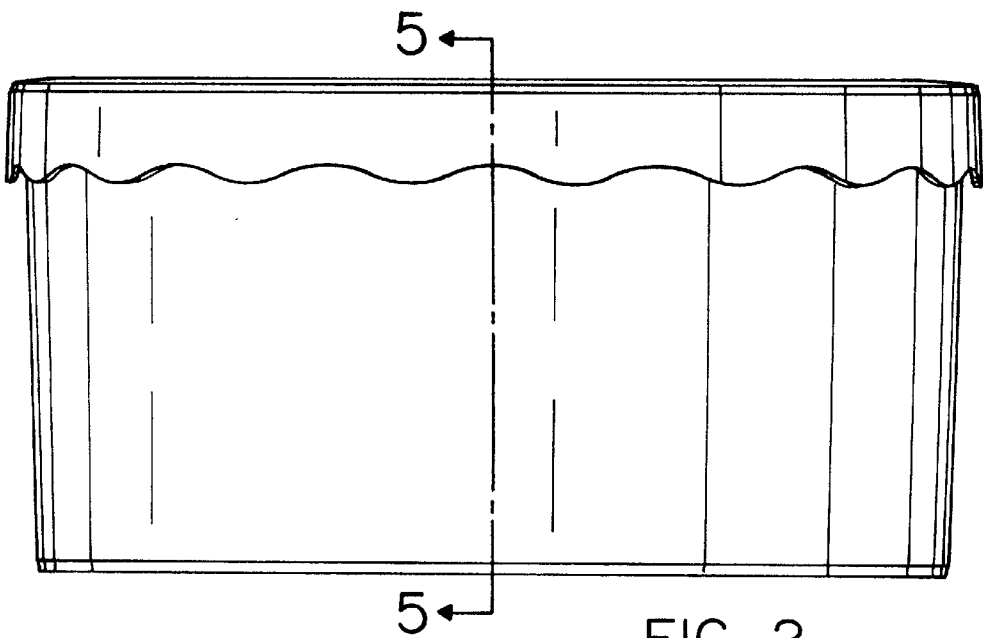


FIG. 2




FIG. 3

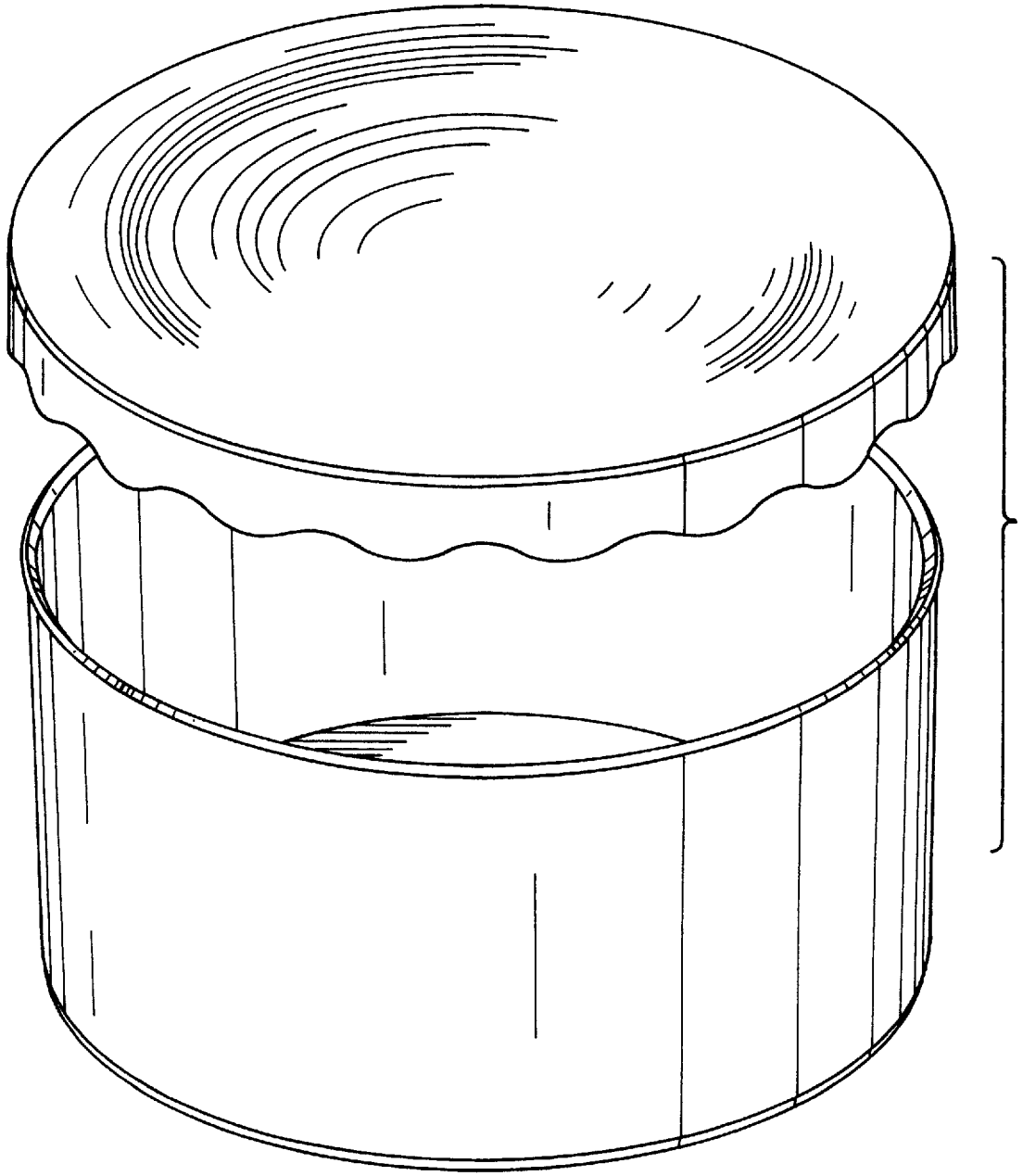


FIG. 4




FIG. 5